

ACI Racing Weekend Misano, 9-10 Maggio 2026

Results Qualifying

Misano Circuit Sic 58 4.226 m

1 / 2

No. Driver	Nat	Entrant	Team	Car	Class	Time	Gap	Rel.	Laps
1	35 BRISTOT Andrea	ITA	Dinamic Motorsport	Dinamic Motorsport	Porsche 911 GT3 CUP 992	R	1'34.322		11
2	8 DELLI GUANTI Pietro	ITA	Team Q8 Hi-Perform	Team Q8 Hi-Perform	Porsche 911 GT3 CUP 992		1'34.392	0.070	0.070 12
3	15 FESTANTE Aldo	ITA	Target	Target	Porsche 911 GT3 CUP 992		1'34.407	0.085	0.015 13
4	20 HAUGHTON Harley	GBR	Enrico Fulgenzi Racing	Enrico Fulgenzi Racing	Porsche 911 GT3 CUP 992	R	1'34.538	0.216	0.131 12
5	7 BUTTI Marco	ITA	The Driving Experiences	The Driving Experiences	Porsche 911 GT3 CUP 992	R	1'34.551	0.229	0.013 14
6	31 BERTUCA Cristian	ITA	Omnia Motorsport	Omnia Motorsport	Porsche 911 GT3 CUP 992	R	1'34.593	0.271	0.042 12
7	22 QUINTIERI Ermanno	ITA	Omnia Motorsport	Omnia Motorsport	Porsche 911 GT3 CUP 992	R	1'34.650	0.328	0.057 12
8	14 VAN SOELEN Senna	NLD	Target	Target	Porsche 911 GT3 CUP 992	R	1'34.672	0.350	0.022 12
9	10 ZENDELI Lirim	DEU	BeDriver	BeDriver	Porsche 911 GT3 CUP 992		1'34.780	0.458	0.108 16
10	3 CERQUI Alberto	ITA	Ebimotors	Ebimotors	Porsche 911 GT3 CUP 992		1'34.793	0.471	0.013 13
11	28 AMATI Giorgio	ITA	Prima Ghinzani Motorsport	Prima Ghinzani Motorsport	Porsche 911 GT3 CUP 992		1'34.799	0.477	0.006 11
12	32 QUARESMINI Gianmarco	ITA	Prima Ghinzani Motorsport	Prima Ghinzani Motorsport	Porsche 911 GT3 CUP 992		1'34.941	0.619	0.142 11
13	21 BERTONELLI Diego	ITA	BeDriver	BeDriver	Porsche 911 GT3 CUP 992		1'34.958	0.636	0.017 15
14	24 FANT Filippo	ITA	Target	Target	Porsche 911 GT3 CUP 992		1'34.973	0.651	0.015 14
15	33 SCHAAP Nathan	NLD	Ombra Racing	Ombra Racing	Porsche 911 GT3 CUP 992		1'35.033	0.711	0.060 13
16	19 D'AMICO Andrea	ITA	Dinamic Motorsport	Dinamic Motorsport	Porsche 911 GT3 CUP 992	R	1'35.193	0.871	0.160 12
17	6 TAYLOR Zachary	CAN	PMA Motorsport	PMA Motorsport	Porsche 911 GT3 CUP 992	R	1'35.238	0.916	0.045 11
18	18 MEZZETTI William	ITA	Dinamic Motorsport	Dinamic Motorsport	Porsche 911 GT3 CUP 992		1'35.292	0.970	0.054 10
19	11 UGRAN Filip	ROU	Ombra Racing	Ombra Racing	Porsche 911 GT3 CUP 992	R	1'35.306	0.984	0.014 12
20	12 MARTINEZ Luciano	ARG	Ombra Racing	Ombra Racing	Porsche 911 GT3 CUP 992		1'35.356	1.034	0.050 14
21	4 DE PRENTER Paul	NLD	The Driving Experiences	The Driving Experiences	Porsche 911 GT3 CUP 992	R	1'35.373	1.051	0.017 13
22	17 BERTA Benjamin	HUN	Malucelli Motorsport	Malucelli Motorsport Esseracing	Porsche 911 GT3 CUP 992	R	1'35.493	1.171	0.120 15
23	5 TAYLOR Nicolas	CAN	PMA Motorsport	PMA Motorsport	Porsche 911 GT3 CUP 992	R	1'35.554	1.232	0.061 11
24	25 CHELI Lorenzo	SMR	Dinamic Motorsport	Dinamic Motorsport	Porsche 911 GT3 CUP 992		1'35.604	1.282	0.050 12
25	67 DE GIACOMI Alex	ITA	Ebimotors	Ebimotors	Porsche 911 GT3 CUP 992	MC	1'35.640	1.318	0.036 13
26	30 GAILLARD Karen	CHE	Ombra Racing	Ombra Racing	Porsche 911 GT3 CUP 992	R	1'35.693	1.371	0.053 13
27	75 GALLI Andrea	ITA	Ebimotors	Ebimotors	Porsche 911 GT3 CUP 992	MC	1'35.733	1.411	0.040 15
28	88 GIRONDI Andrea	ITA	Enrico Fulgenzi Racing	Enrico Fulgenzi Racing	Porsche 911 GT3 CUP 992	MC	1'36.078	1.756	0.345 12
29	50 FENICI Francesco Maria	ITA	The Driving Experiences	The Driving Experiences	Porsche 911 GT3 CUP 992	MC	1'36.107	1.785	0.029 16
30	56 BRUSA Cesare	ITA	Prima Ghinzani Motorsport	Prima Ghinzani Motorsport	Porsche 911 GT3 CUP 992	MC	1'36.368	2.046	0.261 12
31	54 STEFANELLI Stefano	ITA	Malucelli Motorsport	Malucelli Motorsport Esseracing	Porsche 911 GT3 CUP 992	MC	1'36.418	2.096	0.050 15
32	80 MOWLE Lee	GBR	BeDriver	BeDriver	Porsche 911 GT3 CUP 992	MC	1'37.750	3.428	1.332 17

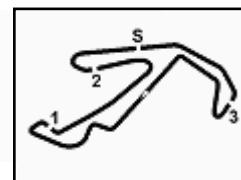
Qualifying Lap Time (110% of 1'34.374): 1'43.812

Humidity:	72%	Air	19°C
Condition:	DRY	Track	32°C

Stewards : Paolo Longoni Antonello Di Spirito Giancarlo Menchiorri

Start End
09/05/2026 10:30 11:12





ACI Racing Weekend Misano, 9-10 Maggio 2026

Results Qualifying

Misano Circuit Sic 58 4.226 m

2 / 2

Penalty and Infringement

10.46	75	A. GALLI	#75 Lap Deleted (1'37.243) - Exceeded Track Limits T16
10.46	19	A. D'AMICO	#19 Lap Deleted (1'35.540) - Exceeded Track Limits T06
10.47	31	C. BERTUCA	#31 Time Deleted (1'36.394) - Exceeded Track Limits T13
10.47	75	A. GALLI	#75 Lap Deleted (1'38.174) - Exceeded Track Limits T16
10.47	50	F. FENICI	#50 Time Deleted (1'37.182) - Exceeded Track Limits T13
10.47	20	H. HAUGHTON	#20 Lap Deleted (1'35.212) - Exceeded Track Limits T13
10.48	50	F. FENICI	#50 Lap Deleted (1'36.954) - Exceeded Track Limits T06
10.48	19	A. D'AMICO	#19 Lap Deleted (1'35.860) - Exceeded Track Limits T06
10.48	30	K. GAILLARD	#30 Lap Deleted (1'38.180) - Exceeded Track Limits T06
10.48	80	L. MOWLE	#80 Lap Deleted (1'38.057) - Exceeded Track Limits T06
10.49	21	D. BERTONELLI	#21 Lap Deleted (1'43.240) - Exceeded Track Limits T06
10.49	20	H. HAUGHTON	#20 Lap Deleted (1'35.019) - Exceeded Track Limits T6
10.49	88	A. GIRONDI	#88 Lap Deleted (1'36.614) - Exceeded Track Limits T13
10.50	54	S. STEFANELLI	#54 Lap Deleted (1'36.777) - Exceeded Track Limits T06
10.50	12	L. MARTINEZ	#12 Lap Deleted (1'37.053) - Exceeded Track Limits T06
10.50	4	P. DE PRENTER	#4 Lap Deleted (1'36.226) - Exceeded Track Limits T6
10.51	28	G. AMATI	#28 Lap Deleted (1'35.464) - Exceeded Track Limits T13
10.53	22	E. QUINTIERI	#22 Lap Deleted (1'50.787) - Exceeded Track Limits T06
10.53	24	F. FANT	#24 Lap Deleted (1'35.375) - Exceeded Track Limits T13
10.55	30	K. GAILLARD	#30 Lap Deleted (1'54.400) - Exceeded Track Limits T06
10.59	17	B. BERTA	#17 Lap Deleted (7'23.550) - Exceeded Track Limits T06
11.05	32	G. QUARESMINI	#32 Lap Deleted (1'36.962) - Exceeded Track Limits T16
11.05	14	S. VAN SOELEN	#14 Lap Deleted (1'34.533) - Exceeded Track Limits T13
11.06	56	C. BRUSA	#56 Lap Deleted (1'37.121) - Exceeded Track Limits T06
11.06	31	C. BERTUCA	#31 Lap Deleted (1'35.000) - Exceeded Track Limits T16
11.07	54	S. STEFANELLI	#54 Lap Deleted (1'38.431) - Exceeded Track Limits T06
11.07	14	S. VAN SOELEN	#14 Lap Deleted (1'34.091) - Exceeded Track Limits T13
11.07	20	H. HAUGHTON	#20 Lap Deleted (1'35.413) - Exceeded Track Limits T6
11.07	88	A. GIRONDI	#88 Time Deleted (1'35.740) - Exceeded Track Limits T13
11.08	17	B. BERTA	#17 Time Deleted (1'35.519) - Exceeded Track Limits T13
11.08	10	L. ZENDELI	#10 Lap Deleted (1'34.872) - Exceeded Track Limits T16
11.08	56	C. BRUSA	#56 Lap Deleted (1'36.121) - Exceeded Track Limits T16
11.08	28	G. AMATI	#28 Lap Deleted (1'35.094) - Exceeded Track Limits T16
11.09	75	A. GALLI	#75 Lap Deleted (1'38.169) - Exceeded Track Limits T06
11.09	4	P. DE PRENTER	#4 Lap Deleted (1'36.299) - Exceeded Track Limits T6
11.09	88	A. GIRONDI	#88 Lap Deleted (1'35.817) - Exceeded Track Limits T16
11.10	32	G. QUARESMINI	#32 Lap Deleted (1'35.098) - Exceeded Track Limits T13
11.10	4	P. DE PRENTER	#4 Time Deleted (1'35.632) - Exceeded Track Limits T13

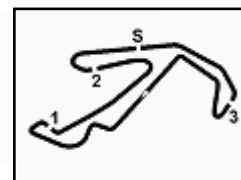
Fastest Laps Sequence

No.	Entrant	Nat	Team	Car	Local Time	Time	Gap	Avg
50	F. FENICI	ITA	The Driving Experiences	Porsche 911 GT3 CUP 992	10:40'04.029	1'43.118		147,536
50	F. FENICI	ITA	The Driving Experiences	Porsche 911 GT3 CUP 992	10:41'42.624	1'38.595	-4.523	154,304
50	F. FENICI	ITA	The Driving Experiences	Porsche 911 GT3 CUP 992	10:43'20.767	1'38.143	-0.452	155,015
8	P. DELLI GUANTI	ITA	Team Q8 Hi-Perform	Porsche 911 GT3 CUP 992	10:44'55.502	1'37.416	-0.727	156,171
50	F. FENICI	ITA	The Driving Experiences	Porsche 911 GT3 CUP 992	10:44'57.631	1'36.864	-0.552	157,061
8	P. DELLI GUANTI	ITA	Team Q8 Hi-Perform	Porsche 911 GT3 CUP 992	10:46'31.557	1'36.055	-0.809	158,384
35	A. BRISTOT	ITA	Dinamic Motorsport	Porsche 911 GT3 CUP 992	10:46'38.196	1'35.519	-0.536	159,273
8	P. DELLI GUANTI	ITA	Team Q8 Hi-Perform	Porsche 911 GT3 CUP 992	10:48'06.578	1'35.021	-0.498	160,108
14	S. VAN SOELEN	NLD	Target	Porsche 911 GT3 CUP 992	10:48'21.739	1'34.672	-0.349	160,698
15	A. FESTANTE	ITA	Target	Porsche 911 GT3 CUP 992	10:50'30.322	1'34.617	-0.055	160,791
35	A. BRISTOT	ITA	Dinamic Motorsport	Porsche 911 GT3 CUP 992	11:06'28.249	1'34.394	-0.223	161,171
8	P. DELLI GUANTI	ITA	Team Q8 Hi-Perform	Porsche 911 GT3 CUP 992	11:06'34.874	1'34.392	-0.002	161,175
35	A. BRISTOT	ITA	Dinamic Motorsport	Porsche 911 GT3 CUP 992	11:09'39.341	1'34.322	-0.070	161,294

Stewards : Paolo Longoni Antonello Di Spirito Giancarlo Menchiorri

Start End
09/05/2026 10:30 11:12





ACI Racing Weekend Misano, 9-10 Maggio 2026

Results - Second Fastest Lap Qualifying

Misano Circuit Sic 58 4.226 m

No.	Driver	Nat	Entrant	Team	Car	Class	Time	Gap	Rel.	Laps
1	35 BRISTOT Andrea	ITA	Dinamic Motorsport	Dinamic Motorsport	Porsche 911 GT3 CUP 992	R	1'34.394			11
2	15 FESTANTE Aldo	ITA	Target	Target	Porsche 911 GT3 CUP 992		1'34.519	0.125	0.125	13
3	8 DELLI GUANTI Pietro	ITA	Team Q8 Hi-Perform	Team Q8 Hi-Perform	Porsche 911 GT3 CUP 992		1'34.552	0.158	0.033	12
4	14 VAN SOELEN Senna	NLD	Target	Target	Porsche 911 GT3 CUP 992	R	1'34.680	0.286	0.128	12
5	31 BERTUCA Cristian	ITA	Omnia Motorsport	Omnia Motorsport	Porsche 911 GT3 CUP 992	R	1'34.735	0.341	0.055	12
6	20 HAUGHTON Harley	GBR	Enrico Fulgenzi Racing	Enrico Fulgenzi Racing	Porsche 911 GT3 CUP 992	R	1'34.754	0.360	0.019	12
7	3 CERQUI Alberto	ITA	Ebimotors	Ebimotors	Porsche 911 GT3 CUP 992		1'34.928	0.534	0.174	13
8	7 BUTTI Marco	ITA	The Driving Experiences	The Driving Experiences	Porsche 911 GT3 CUP 992	R	1'34.945	0.551	0.017	14
9	28 AMATI Giorgio	ITA	Prima Ghinzani Motorsport	Prima Ghinzani Motorsport	Porsche 911 GT3 CUP 992		1'34.961	0.567	0.016	11
10	21 BERTONELLI Diego	ITA	BeDriver	BeDriver	Porsche 911 GT3 CUP 992		1'34.985	0.591	0.024	15
11	24 FANT Filippo	ITA	Target	Target	Porsche 911 GT3 CUP 992		1'35.002	0.608	0.017	14
12	10 ZENDELI Lirim	DEU	BeDriver	BeDriver	Porsche 911 GT3 CUP 992		1'35.079	0.685	0.077	16
13	33 SCHAAP Nathan	NLD	Ombra Racing	Ombra Racing	Porsche 911 GT3 CUP 992		1'35.212	0.818	0.133	13
14	19 D'AMICO Andrea	ITA	Dinamic Motorsport	Dinamic Motorsport	Porsche 911 GT3 CUP 992	R	1'35.286	0.892	0.074	12
15	32 QUARESMINI Gianmarco	ITA	Prima Ghinzani Motorsport	Prima Ghinzani Motorsport	Porsche 911 GT3 CUP 992		1'35.456	1.062	0.170	11
16	11 UGRAN Filip	ROU	Ombra Racing	Ombra Racing	Porsche 911 GT3 CUP 992	R	1'35.474	1.080	0.018	12
17	18 MEZZETTI William	ITA	Dinamic Motorsport	Dinamic Motorsport	Porsche 911 GT3 CUP 992		1'35.475	1.081	0.001	10
18	12 MARTINEZ Luciano	ARG	Ombra Racing	Ombra Racing	Porsche 911 GT3 CUP 992		1'35.498	1.104	0.023	14
19	5 TAYLOR Nicolas	CAN	PMA Motorsport	PMA Motorsport	Porsche 911 GT3 CUP 992	R	1'35.594	1.200	0.096	11
20	17 BERTA Benjamin	HUN	Malucelli Motorsport	Malucelli Motorsport Esseracing	Porsche 911 GT3 CUP 992	R	1'35.610	1.216	0.016	15
21	6 TAYLOR Zachary	CAN	PMA Motorsport	PMA Motorsport	Porsche 911 GT3 CUP 992	R	1'35.620	1.226	0.010	11
22	22 QUINTIERI Ermanno	ITA	Omnia Motorsport	Omnia Motorsport	Porsche 911 GT3 CUP 992	R	1'35.627	1.233	0.007	12
23	25 CHELI Lorenzo	SMR	Dinamic Motorsport	Dinamic Motorsport	Porsche 911 GT3 CUP 992		1'35.687	1.293	0.060	12
24	30 GAILLARD Karen	CHE	Ombra Racing	Ombra Racing	Porsche 911 GT3 CUP 992	R	1'35.780	1.386	0.093	13
25	67 DE GIACOMI Alex	ITA	Ebimotors	Ebimotors	Porsche 911 GT3 CUP 992	MC	1'35.807	1.413	0.027	13
26	4 DE PRENTER Paul	NLD	The Driving Experiences	The Driving Experiences	Porsche 911 GT3 CUP 992	R	1'35.810	1.416	0.003	13
27	50 FENICI Francesco Maria	ITA	The Driving Experiences	The Driving Experiences	Porsche 911 GT3 CUP 992	MC	1'36.187	1.793	0.377	16
28	88 GIRONDI Andrea	ITA	Enrico Fulgenzi Racing	Enrico Fulgenzi Racing	Porsche 911 GT3 CUP 992	MC	1'36.208	1.814	0.021	12
29	54 STEFANELLI Stefano	ITA	Malucelli Motorsport	Malucelli Motorsport Esseracing	Porsche 911 GT3 CUP 992	MC	1'36.423	2.029	0.215	15
30	56 BRUSA Cesare	ITA	Prima Ghinzani Motorsport	Prima Ghinzani Motorsport	Porsche 911 GT3 CUP 992	MC	1'36.519	2.125	0.096	12
31	75 GALLI Andrea	ITA	Ebimotors	Ebimotors	Porsche 911 GT3 CUP 992	MC	1'36.843	2.449	0.324	15
32	80 MOWLE Lee	GBR	BeDriver	BeDriver	Porsche 911 GT3 CUP 992	MC	1'37.822	3.428	0.979	17

Qualifying Lap Time (110% of 1'34.374): 1'43.812

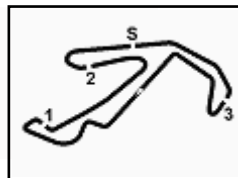
Humidity:	72%	Air	19°C
Condition:	DRY	Track	32°C

Stewards : Paolo Longoni Antonello Di Spirito Giancarlo Menchiorri

Start End
09/05/2026 10:30 11:12



ACI Racing Weekend Misano, 9-10 Maggio 2026
Best Sectors & Speed Qualifying



Misano Circuit Sic 58 4.226 m

BEST LAP

1	35 BRISTOT Andrea	Porsche 911 GT3 CUP 992	1'34.322
2	8 DELLI GUANTI Pietro	Porsche 911 GT3 CUP 992	1'34.392
3	15 FESTANTE Aldo	Porsche 911 GT3 CUP 992	1'34.407
4	20 HAUGHTON Harley	Porsche 911 GT3 CUP 992	1'34.538
5	7 BUTTI Marco	Porsche 911 GT3 CUP 992	1'34.551
6	31 BERTUCA Cristian	Porsche 911 GT3 CUP 992	1'34.593
7	22 QUINTIERI Ermanno	Porsche 911 GT3 CUP 992	1'34.650
8	14 VAN SOELEN Senna	Porsche 911 GT3 CUP 992	1'34.672
9	10 ZENDELI Lirim	Porsche 911 GT3 CUP 992	1'34.780
10	3 CERQUI Alberto	Porsche 911 GT3 CUP 992	1'34.793
11	28 AMATI Giorgio	Porsche 911 GT3 CUP 992	1'34.799
12	32 QUARESMINI Gianmarco	Porsche 911 GT3 CUP 992	1'34.941
13	21 BERTONELLI Diego	Porsche 911 GT3 CUP 992	1'34.958
14	24 FANT Filippo	Porsche 911 GT3 CUP 992	1'34.973
15	33 SCHAAP Nathan	Porsche 911 GT3 CUP 992	1'35.033
16	19 D'AMICO Andrea	Porsche 911 GT3 CUP 992	1'35.193
17	6 TAYLOR Zachary	Porsche 911 GT3 CUP 992	1'35.238
18	18 MEZZETTI William	Porsche 911 GT3 CUP 992	1'35.292
19	11 UGRAN Filip	Porsche 911 GT3 CUP 992	1'35.306
20	12 MARTINEZ Luciano	Porsche 911 GT3 CUP 992	1'35.356
21	4 DE PRENTER Paul	Porsche 911 GT3 CUP 992	1'35.373
22	17 BERTA Benjamin	Porsche 911 GT3 CUP 992	1'35.493
23	5 TAYLOR Nicolas	Porsche 911 GT3 CUP 992	1'35.554
24	25 CHELI Lorenzo	Porsche 911 GT3 CUP 992	1'35.604
25	67 DE GIACOMI Alex	Porsche 911 GT3 CUP 992	1'35.640
26	30 GAILLARD Karen	Porsche 911 GT3 CUP 992	1'35.693
27	75 GALLI Andrea	Porsche 911 GT3 CUP 992	1'35.733
28	88 GIRONDI Andrea	Porsche 911 GT3 CUP 992	1'36.078
29	50 FENICI Francesco Maria	Porsche 911 GT3 CUP 992	1'36.107
30	56 BRUSA Cesare	Porsche 911 GT3 CUP 992	1'36.368
31	54 STEFANELLI Stefano	Porsche 911 GT3 CUP 992	1'36.418
32	80 MOWLE Lee	Porsche 911 GT3 CUP 992	1'37.750

SPEED

1	21 BERTONELLI Diego	Porsche 911 GT3 CUP 992	219,1
2	75 GALLI Andrea	Porsche 911 GT3 CUP 992	219,1
3	19 D'AMICO Andrea	Porsche 911 GT3 CUP 992	219,1
4	15 FESTANTE Aldo	Porsche 911 GT3 CUP 992	219,1
5	20 HAUGHTON Harley	Porsche 911 GT3 CUP 992	218,6
6	88 GIRONDI Andrea	Porsche 911 GT3 CUP 992	218,6
7	14 VAN SOELEN Senna	Porsche 911 GT3 CUP 992	218,6
8	10 ZENDELI Lirim	Porsche 911 GT3 CUP 992	218,6
9	35 BRISTOT Andrea	Porsche 911 GT3 CUP 992	218,6
10	8 DELLI GUANTI Pietro	Porsche 911 GT3 CUP 992	218,6
11	17 BERTA Benjamin	Porsche 911 GT3 CUP 992	218,2
12	56 BRUSA Cesare	Porsche 911 GT3 CUP 992	218,2
13	33 SCHAAP Nathan	Porsche 911 GT3 CUP 992	218,2
14	32 QUARESMINI Gianmarco	Porsche 911 GT3 CUP 992	218,2
15	12 MARTINEZ Luciano	Porsche 911 GT3 CUP 992	217,7
16	24 FANT Filippo	Porsche 911 GT3 CUP 992	217,7
17	11 UGRAN Filip	Porsche 911 GT3 CUP 992	217,7
18	18 MEZZETTI William	Porsche 911 GT3 CUP 992	217,7
19	80 MOWLE Lee	Porsche 911 GT3 CUP 992	217,7
20	3 CERQUI Alberto	Porsche 911 GT3 CUP 992	217,7
21	22 QUINTIERI Ermanno	Porsche 911 GT3 CUP 992	217,7
22	7 BUTTI Marco	Porsche 911 GT3 CUP 992	217,7
23	30 GAILLARD Karen	Porsche 911 GT3 CUP 992	217,7
24	50 FENICI Francesco Maria	Porsche 911 GT3 CUP 992	217,7
25	6 TAYLOR Zachary	Porsche 911 GT3 CUP 992	217,7
26	54 STEFANELLI Stefano	Porsche 911 GT3 CUP 992	216,9
27	31 BERTUCA Cristian	Porsche 911 GT3 CUP 992	216,9
28	4 DE PRENTER Paul	Porsche 911 GT3 CUP 992	216,9
29	25 CHELI Lorenzo	Porsche 911 GT3 CUP 992	216,9
30	67 DE GIACOMI Alex	Porsche 911 GT3 CUP 992	216,9
31	5 TAYLOR Nicolas	Porsche 911 GT3 CUP 992	216,9
32	28 AMATI Giorgio	Porsche 911 GT3 CUP 992	216,9

SEG. 1

1	20 HAUGHTON Harley	24.780
2	8 DELLI GUANTI Pietro	24.837
3	14 VAN SOELEN Senna	24.850
4	35 BRISTOT Andrea	24.868
5	15 FESTANTE Aldo	24.882
6	31 BERTUCA Cristian	24.913
7	3 CERQUI Alberto	24.937
8	10 ZENDELI Lirim	24.944
9	33 SCHAAP Nathan	24.963
10	75 GALLI Andrea	24.970
11	28 AMATI Giorgio	24.973
12	7 BUTTI Marco	24.981
13	21 BERTONELLI Diego	24.985
14	22 QUINTIERI Ermanno	25.002
15	32 QUARESMINI Gianmarco	25.038
16	30 GAILLARD Karen	25.038
17	5 TAYLOR Nicolas	25.041
18	88 GIRONDI Andrea	25.066
19	24 FANT Filippo	25.073
20	18 MEZZETTI William	25.078
21	17 BERTA Benjamin	25.114
22	19 D'AMICO Andrea	25.117
23	12 MARTINEZ Luciano	25.140
24	25 CHELI Lorenzo	25.150
25	4 DE PRENTER Paul	25.151
26	11 UGRAN Filip	25.187
27	6 TAYLOR Zachary	25.208
28	67 DE GIACOMI Alex	25.263
29	50 FENICI Francesco Maria	25.301
30	54 STEFANELLI Stefano	25.471
31	56 BRUSA Cesare	25.498
32	80 MOWLE Lee	25.594

SEG. 2

1	35 BRISTOT Andrea	22.233
2	15 FESTANTE Aldo	22.248
3	8 DELLI GUANTI Pietro	22.282
4	31 BERTUCA Cristian	22.305
5	28 AMATI Giorgio	22.341
6	32 QUARESMINI Gianmarco	22.358
7	10 ZENDELI Lirim	22.362
8	20 HAUGHTON Harley	22.388
9	22 QUINTIERI Ermanno	22.407
10	6 TAYLOR Zachary	22.407
11	3 CERQUI Alberto	22.413
12	14 VAN SOELEN Senna	22.418
13	7 BUTTI Marco	22.432
14	19 D'AMICO Andrea	22.434
15	18 MEZZETTI William	22.454
16	33 SCHAAP Nathan	22.458
17	21 BERTONELLI Diego	22.492
18	25 CHELI Lorenzo	22.504
19	17 BERTA Benjamin	22.506
20	24 FANT Filippo	22.513
21	12 MARTINEZ Luciano	22.515
22	4 DE PRENTER Paul	22.536
23	5 TAYLOR Nicolas	22.542
24	11 UGRAN Filip	22.578
25	50 FENICI Francesco Maria	22.589
26	67 DE GIACOMI Alex	22.627
27	88 GIRONDI Andrea	22.636
28	75 GALLI Andrea	22.678
29	56 BRUSA Cesare	22.684
30	54 STEFANELLI Stefano	22.714
31	30 GAILLARD Karen	22.725
32	80 MOWLE Lee	22.875

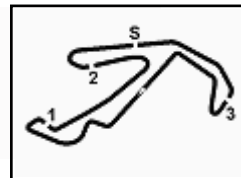
SEG. 3

1	14 VAN SOELEN Senna	25.934
2	35 BRISTOT Andrea	26.214
3	31 BERTUCA Cristian	26.235
4	32 QUARESMINI Gianmarco	26.254
5	22 QUINTIERI Ermanno	26.265
6	15 FESTANTE Aldo	26.278
7	24 FANT Filippo	26.288
8	8 DELLI GUANTI Pietro	26.290
9	28 AMATI Giorgio	26.320
10	20 HAUGHTON Harley	26.333
11	7 BUTTI Marco	26.337
12	19 D'AMICO Andrea	26.386
13	10 ZENDELI Lirim	26.392
14	11 UGRAN Filip	26.422
15	6 TAYLOR Zachary	26.447
16	3 CERQUI Alberto	26.453
17	21 BERTONELLI Diego	26.468
18	4 DE PRENTER Paul	26.478
19	12 MARTINEZ Luciano	26.496
20	25 CHELI Lorenzo	26.500
21	30 GAILLARD Karen	26.512
22	75 GALLI Andrea	26.514
23	67 DE GIACOMI Alex	26.530
24	33 SCHAAP Nathan	26.566
25	56 BRUSA Cesare	26.568
26	18 MEZZETTI William	26.572
27	17 BERTA Benjamin	26.594
28	88 GIRONDI Andrea	26.616
29	5 TAYLOR Nicolas	26.651
30	50 FENICI Francesco Maria	26.671
31	54 STEFANELLI Stefano	26.846
32	80 MOWLE Lee	26.919

SEG. 4

1	15 FESTANTE Aldo	20.752
2	7 BUTTI Marco	20.801
3	8 DELLI GUANTI Pietro	20.813
4	35 BRISTOT Andrea	20.822
5	33 SCHAAP Nathan	20.904
6	3 CERQUI Alberto	20.905
7	20 HAUGHTON Harley	20.911
8	10 ZENDELI Lirim	20.922
9	19 D'AMICO Andrea	20.930
10	21 BERTONELLI Diego	20.930
11	31 BERTUCA Cristian	20.941
12	28 AMATI Giorgio	20.964
13	24 FANT Filippo	20.966
14	18 MEZZETTI William	20.971
15	22 QUINTIERI Ermanno	20.976
16	14 VAN SOELEN Senna	20.977
17	11 UGRAN Filip	20.990
18	67 DE GIACOMI Alex	21.025
19	4 DE PRENTER Paul	21.026
20	6 TAYLOR Zachary	21.049
21	17 BERTA Benjamin	21.070
22	12 MARTINEZ Luciano	21.087
23	5 TAYLOR Nicolas	21.111
24	32 QUARESMINI Gianmarco	21.136
25	54 STEFANELLI Stefano	21.154
26	88 GIRONDI Andrea	21.171
27	25 CHELI Lorenzo	21.229
28	75 GALLI Andrea	21.236
29	56 BRUSA Cesare	21.286
30	30 GAILLARD Karen	21.289
31	50 FENICI Francesco Maria	21.344
32	80 MOWLE Lee	21.687





ACI Racing Weekend Misano, 9-10 Maggio 2026

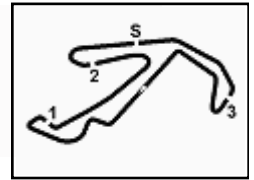
Ideal Time Qualifying

Misano Circuit Sic 58 4.226 m

No.	Driver	Car	Seg. 1	Seg. 2	Seg. 3	Seg. 4	Ideal Time		
			Diff. 1	Diff. 2	Diff. 3	Diff. 4	Best Lap	Pos.	Diff.
1	35 BRISTOT A. (ITA)	Porsche 911 GT3 CUP 992	24.868	22.233	26.214 +0.159	20.822 +0.026	1'34.137 1'34.322	1	0.185
2	15 FESTANTE A. (ITA)	Porsche 911 GT3 CUP 992	24.882	22.248 +0.144	26.278 +0.103	20.752	1'34.160 1'34.407	3	0.247
3	14 VAN SOELEN S. (NLD)	Porsche 911 GT3 CUP 992	24.850 +0.017	22.418 +0.124	25.934 +0.329	20.977 +0.023	1'34.179 1'34.672	8	0.493
4	8 DELLI GUANTI P. (ITA)	Porsche 911 GT3 CUP 992	24.837	22.282 +0.170	26.290	20.813	1'34.222 1'34.392	2	0.170
5	31 BERTUCA C. (ITA)	Porsche 911 GT3 CUP 992	24.913 +0.119	22.305 +0.080	26.235	20.941	1'34.394 1'34.593	6	0.199
6	20 HAUGHTON H. (GBR)	Porsche 911 GT3 CUP 992	24.780	22.388 +0.112	26.333 +0.014	20.911	1'34.412 1'34.538	4	0.126
7	7 BUTTI M. (ITA)	Porsche 911 GT3 CUP 992	24.981	22.432	26.337	20.801	1'34.551 1'34.551	5	
8	28 AMATI G. (ITA)	Porsche 911 GT3 CUP 992	24.973	22.341 +0.178	26.320	20.964 +0.023	1'34.598 1'34.799	11	0.201
9	10 ZENDELI L. (DEU)	Porsche 911 GT3 CUP 992	24.944 +0.078	22.362 +0.082	26.392	20.922	1'34.620 1'34.780	9	0.160
10	22 QUINTIERI E. (ITA)	Porsche 911 GT3 CUP 992	25.002	22.407	26.265	20.976	1'34.650 1'34.650	7	
11	3 CERQUII A. (ITA)	Porsche 911 GT3 CUP 992	24.937	22.413	26.453 +0.055	20.905 +0.030	1'34.708 1'34.793	10	0.085
12	32 QUARESMINI G. (ITA)	Porsche 911 GT3 CUP 992	25.038 +0.115	22.358	26.254 +0.040	21.136	1'34.786 1'34.941	12	0.155
13	24 FANT F. (ITA)	Porsche 911 GT3 CUP 992	25.073	22.513 +0.112	26.288	20.966 +0.021	1'34.840 1'34.973	14	0.133
14	19 D'AMICO A. (ITA)	Porsche 911 GT3 CUP 992	25.117	22.434 +0.019	26.386	20.930 +0.307	1'34.867 1'35.193	16	0.326
15	21 BERTONELLI D. (ITA)	Porsche 911 GT3 CUP 992	24.985 +0.068	22.492	26.468 +0.015	20.930	1'34.875 1'34.958	13	0.083
16	33 SCHAAP N. (NLD)	Porsche 911 GT3 CUP 992	24.963	22.458 +0.142	26.566	20.904	1'34.891 1'35.033	15	0.142
17	18 MEZZETTI W. (ITA)	Porsche 911 GT3 CUP 992	25.078 +0.131	22.454 +0.086	26.572	20.971	1'35.075 1'35.292	18	0.217
18	6 TAYLOR Z. (CAN)	Porsche 911 GT3 CUP 992	25.208	22.407 +0.127	26.447	21.049	1'35.111 1'35.238	17	0.127
19	11 UGRAN F. (ROU)	Porsche 911 GT3 CUP 992	25.187	22.578 +0.129	26.422	20.990	1'35.177 1'35.306	19	0.129
20	4 DE PRENTER P. (NLD)	Porsche 911 GT3 CUP 992	25.151	22.536 +0.144	26.478	21.026 +0.038	1'35.191 1'35.373	21	0.182
21	12 MARTINEZ L. (ARG)	Porsche 911 GT3 CUP 992	25.140 +0.059	22.515 +0.059	26.496	21.087	1'35.238 1'35.356	20	0.118
22	17 BERTA B. (HUN)	Porsche 911 GT3 CUP 992	25.114	22.506	26.594	21.070 +0.209	1'35.284 1'35.493	22	0.209
23	5 TAYLOR N. (CAN)	Porsche 911 GT3 CUP 992	25.041 +0.019	22.542 +0.095	26.651 +0.095	21.111	1'35.345 1'35.554	23	0.209
24	25 CHELI L. (SMR)	Porsche 911 GT3 CUP 992	25.150 +0.054	22.504 +0.108	26.500	21.229 +0.059	1'35.383 1'35.604	24	0.221
25	75 GALLI A. (ITA)	Porsche 911 GT3 CUP 992	24.970 +0.335	22.678	26.514	21.236	1'35.398 1'35.733	27	0.335
26	67 DE GIACOMI A. (ITA)	Porsche 911 GT3 CUP 992	25.263	22.627	26.530 +0.195	21.025	1'35.445 1'35.640	25	0.195
27	88 GIRONDI A. (ITA)	Porsche 911 GT3 CUP 992	25.066 +0.351	22.636	26.616 +0.238	21.171	1'35.489 1'36.078	28	0.589
28	30 GAILLARD K. (CHE)	Porsche 911 GT3 CUP 992	25.038	22.725 +0.013	26.512 +0.011	21.289 +0.105	1'35.564 1'35.693	26	0.129
29	50 FENICI F. (ITA)	Porsche 911 GT3 CUP 992	25.301 +0.146	22.589	26.671 +0.017	21.344 +0.039	1'35.905 1'36.107	29	0.202
30	56 BRUSA C. (ITA)	Porsche 911 GT3 CUP 992	25.498 +0.186	22.684 +0.140	26.568	21.286 +0.006	1'36.036 1'36.368	30	0.332
31	54 STEFANELLI S. (ITA)	Porsche 911 GT3 CUP 992	25.471 +0.112	22.714	26.846 +0.012	21.154 +0.109	1'36.185 1'36.418	31	0.233
32	80 MOWLE L. (GBR)	Porsche 911 GT3 CUP 992	25.594 +0.250	22.875 +0.114	26.919 +0.225	21.687 +0.086	1'37.075 1'37.750	32	0.675
Overall Ideal Time			24.780	22.233	25.934	20.752	1'33.699		



ACI Racing Weekend Misano, 9-10 Maggio 2026
Chronological Analysis Qualifying



Misano Circuit Sic 58 4.226 m

3 A. CERQUI (1'34.793)

Lap	Seg.1	Seg.2	Seg.3	Seg.4	Lap Time	km/h	Local Time
							10:41'17.366
1	59.140	27.580	32.699	25.507	2'24.926P	173,4	10:43'42.292
2	28.688	24.594	31.981	22.158	1'47.421	214,3	10:45'29.713
3	26.233	23.246	27.369	21.534	1'38.382	213,0	10:47'08.095
4	25.121	22.654	26.553	21.032	1'35.360	216,9	10:48'43.455
5	25.053	22.585	26.580	20.905	1'35.123	216,9	10:50'18.578
6	25.059	22.413	27.011	24.678	1'39.161	217,7	10:51'57.739
7	25.243	22.509	29.775	6'39.513	7'57.040P	188,2	10:59'54.779
8	48.479	27.782	32.868	23.702	2'12.831P	175,6	11:02'07.610
9	27.339	24.523	31.237	23.064	1'46.163	182,7	11:03'53.773
10	26.000	23.301	30.447	21.510	1'41.258	214,3	11:05'35.031
11	25.005	22.548	26.466	20.930	1'34.949	216,9	11:07'09.980
12	24.937	22.413	26.508	20.935	1'34.793	217,7	11:08'44.773
13	25.068	22.432	26.453	20.975	1'34.928	217,7	11:10'19.701

1	52.184	28.070	35.926	23.614	2'19.794P	144,8	10:43'44.709
2	27.500	25.244	33.943	27.006	1'53.693	173,4	10:45'38.402
3	26.456	23.688	28.203	29.681	1'48.028	216,0	10:47'26.430
4	25.120	22.795	26.542	24.494	1'38.951	216,9	10:49'05.381
5	25.311	22.500	26.519	21.185	1'35.515	217,7	10:50'40.896
6	32.425	26.248	41.922	21.496	2'02.091	87,0	10:52'42.987
7	25.226	22.481	26.477	20.917	1'35.101	216,9	10:54'18.088
8	25.191	22.545	26.461	4'25.943	5'40.140P	216,4	10:59'58.228
9	46.098	26.093	28.002	22.415	2'02.608P	211,8	11:02'00.836
10	32.903	25.271	42.263	27.294	2'07.731	102,6	11:04'08.567
11	25.358	22.683	26.480	21.085	1'35.606	217,7	11:05'44.173
12	25.127	22.437	26.351	21.030	1'34.945	217,7	11:07'19.118
13	24.981	22.432	26.337	20.801	1'34.551	216,9	11:08'53.669
14	25.087	22.521	26.462	21.131	1'35.201	216,9	11:10'28.870

4 P. DE PRENTER (1'35.373)

Lap	Seg.1	Seg.2	Seg.3	Seg.4	Lap Time	km/h	Local Time
							10:41'44.523
1	56.063	30.314	34.879	26.322	2'27.578P	121,9	10:44'12.101
2	27.278	25.157	29.582	22.204	1'44.221	213,9	10:45'56.322
3	28.101	24.873	28.797	23.023	1'44.794	201,5	10:47'41.116
4	25.367	22.714	26.614	21.265	1'35.960	216,9	10:49'17.076
5	25.608	22.523	26.826	21.269	1'36.226C	216,0	10:50'53.302
6	25.691	22.536	26.557	21.026	1'35.810	216,0	10:52'29.112
7	25.775	22.934	27.221	6'26.205	7'42.135P	216,0	11:00'11.247
8	50.632	33.476	34.950	24.203	2'23.261P	182,1	11:02'34.508
9	30.059	25.089	29.729	24.608	1'49.485	210,1	11:04'23.993
10	25.151	22.680	26.478	21.064	1'35.373	216,0	11:05'59.366
11	25.225	23.300	26.721	21.118	1'36.364	215,1	11:07'35.730
12	25.261	22.458	27.046	21.534	1'36.299C	216,0	11:09'12.029
13	25.278	22.548	26.570	21.236	1'35.632C	216,0	11:10'47.661

8 P. DELLI GUANTI (1'34.392)

Lap	Seg.1	Seg.2	Seg.3	Seg.4	Lap Time	km/h	Local Time
							10:43'18.086
1	26.043	23.248	26.800	21.325	1'37.416	215,1	10:44'55.502
2	25.273	22.820	26.724	21.238	1'36.055	216,9	10:46'31.557
3	25.036	22.591	26.413	20.981	1'35.021	216,4	10:48'06.578
4	25.013	22.326	26.515	20.896	1'34.750	217,3	10:49'41.328
5	25.063	22.420	26.464	21.072	1'35.019	216,9	10:51'16.347
6	26.975	22.775	26.557	31.968	1'48.275P	216,0	10:53'04.622
7	7'14.367	25.392	28.205	21.553	8'29.517P	208,9	11:01'34.139
8	25.589	23.019	26.861	21.241	1'36.710	215,1	11:03'10.849
9	25.225	32.671	30.564	21.173	1'49.633	207,3	11:05'00.482
10	24.837	22.452	26.290	20.813	1'34.392	217,7	11:06'34.874
11	25.600	24.977	27.027	22.075	1'39.679	216,9	11:08'14.553
12	24.883	22.282	26.457	20.930	1'34.552	218,6	11:09'49.105
13	25.922	24.165	27.212			216,9	

5 N. TAYLOR (1'35.554)

Lap	Seg.1	Seg.2	Seg.3	Seg.4	Lap Time	km/h	Local Time
							10:44'22.220
1	26.599	35.022	37.932	23.909	1'42.843	185,2	10:46'05.063
2	25.564	23.067	26.795	21.517	1'36.943	215,1	10:47'42.006
3	25.432	22.917	26.806	21.353	1'36.508	216,0	10:49'18.514
4	25.278	22.542	26.939	21.309	1'36.068	216,0	10:50'54.582
5	25.596	22.769	27.017	32.025	1'47.407P	216,0	10:52'41.989
6	9'14.919	29.017	35.594	22.387	10'41.917P	113,8	11:03'23.906
7	25.824	24.208	27.909	21.801	1'39.742	200,0	11:05'03.648
8	25.301	22.705	26.809	21.121	1'35.936	216,9	11:06'39.584
9	25.041	22.675	26.651	21.227	1'35.594	216,0	11:08'15.178
10	25.154	22.631	26.710	21.112	1'35.607	216,0	11:09'50.785
11	25.060	22.637	26.746	21.111	1'35.554	216,0	11:11'26.339

10 L. ZENDELI (1'34.780)

Lap	Seg.1	Seg.2	Seg.3	Seg.4	Lap Time	km/h	Local Time
							10:39'54.694
1	47.695	28.530	33.485	24.684	2'14.394P	111,8	10:42'09.088
2	28.608	24.839	30.147	23.534	1'47.128	196,7	10:43'56.216
3	27.012	23.634	29.114	35.309	1'55.069	216,9	10:45'51.285
4	25.340	22.857	26.645	21.459	1'36.301	217,7	10:47'27.586
5	25.100	22.612	26.570	25.530	1'39.812	218,6	10:49'07.398
6	25.091	22.534	26.587	21.014	1'35.226	218,2	10:50'42.624
7	28.405	25.076	30.772	21.909	1'46.162	179,4	10:52'28.786
8	28.491	29.108	27.375	21.877	1'46.851	216,0	10:54'15.637
9	25.237	22.562	26.521	21.195	1'35.515	216,9	10:55'51.152
10	25.131	22.530	27.839	4'01.496	5'16.996P	216,9	11:01'08.148
11	47.712	26.858	30.212	23.908	2'08.690P	210,9	11:03'16.838
12	30.479	24.536	28.545	22.059	1'45.619	208,9	11:05'02.457
13	25.062	22.516	26.537	20.964	1'35.079	218,6	11:06'37.536
14	24.944	22.428	26.505	20.995	1'34.872C	217,3	11:08'12.408
15	25.022	22.444	26.392	20.922	1'34.780	218,6	11:09'47.188
16	25.034	22.362	28.570	22.566	1'38.532	200,0	11:11'25.720

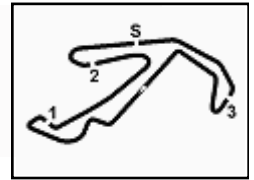
6 Z. TAYLOR (1'35.238)

Lap	Seg.1	Seg.2	Seg.3	Seg.4	Lap Time	km/h	Local Time
							10:44'25.949
1	27.453	25.790	27.458	21.572	1'42.273	206,5	10:46'08.222
2	25.542	22.604	26.856	21.350	1'36.352	216,9	10:47'44.574
3	25.267	22.682	26.832	21.454	1'36.235	217,7	10:49'20.809
4	26.008	23.985	27.479	21.267	1'38.739	212,2	10:50'59.548
5	44.880	23.502	26.750	33.847	2'08.979P	216,0	10:53'08.527
6	8'33.725	30.008	29.210	23.599	9'56.542P	208,1	11:03'05.069
7	27.466	24.920	29.458	21.322	1'43.166	186,2	11:04'48.235
8	25.417	22.511	26.580	21.112	1'35.620	216,9	11:06'23.855
9	25.208	22.534	26.447	21.049	1'35.238	217,3	11:07'59.093
10	25.544	22.407	26.631	21.064	1'35.646	217,7	11:09'34.739
11	25.436	22.598	26.585	21.955	1'36.574	216,9	11:11'11.313

11 F. UGRAN (1'35.306)

Lap	Seg.1	Seg.2	Seg.3	Seg.4	Lap Time	km/h	Local Time
							10:43'46.815
1	27.702	25.141	31.189	22.390	1'46.422	167,7	10:45'33.237
2	26.909	23.968	27.945	23.159	1'41.981	213,4	10:47'15.218
3	25.411	22.667	26.579	21.184	1'35.841	216,9	10:48'51.059
4	25.250	22.631	26.519	21.087	1'35.487	216,9	10:50'26.546
5	25.670	22.589	26.548	21.142	1'35.949	216,0	10:52'02.495
6	25.326	22.670					

ACI Racing Weekend Misano, 9-10 Maggio 2026
Chronological Analysis Qualifying



Misano Circuit Sic 58 4.226 m

2 / 5

12 L. MARTINEZ (1'35.356)

Lap	Seg.1	Seg.2	Seg.3	Seg.4	Lap Time	km/h	Local Time
							10:41'35.745
1	55.043	27.275	31.186	23.844	2'17.348P	180,6	10:43'53.093
2	27.839	25.320	30.667	34.114	1'57.940	191,5	10:45'51.033
3	27.115	24.934	31.481	21.848	1'45.378	195,7	10:47'36.411
4	25.192	22.695	26.625	21.293	1'35.805	217,7	10:49'12.216
5	25.731	23.245	26.610	21.467	1'37.053C	216,9	10:50'49.269
6	25.277	22.536	26.644	21.288	1'35.745	216,0	10:52'25.014
7	25.356	22.519	26.634	21.258	1'35.767	217,3	10:54'00.781
8	25.299	22.744	26.714	38.053	1'52.810P	216,0	10:55'53.591
9	4'47.550	25.996	29.793	23.173	6'06.512P	178,2	11:02'00.103
10	27.053	24.320	29.125	25.381	1'45.879	201,5	11:03'45.982
11	25.806	23.470	27.229	22.574	1'39.079	213,0	11:05'25.061
12	25.140	22.968	26.771	21.388	1'36.267	216,0	11:07'01.328
13	25.347	22.515	26.521	21.115	1'35.498	216,9	11:08'36.826
14	25.199	22.574	26.496	21.087	1'35.356	217,7	11:10'12.182

13	25.305	22.529	26.659	21.026	1'35.519C	216,9	11:08'02.324
14	25.114	22.506	26.594	21.279	1'35.493	216,9	11:09'37.817
15	25.210	22.528	26.650	21.222	1'35.610	217,7	11:11'13.427

18 W. MEZZETTI (1'35.292)

Lap	Seg.1	Seg.2	Seg.3	Seg.4	Lap Time	km/h	Local Time
							10:43'22.968
1	27.549	27.972	29.623	23.195	1'40.377	208,9	10:43'22.968
2	25.210	22.542	26.612	21.223	1'35.587	217,7	10:46'38.932
3	25.432	22.686	26.801	21.176	1'36.095	216,0	10:48'15.027
4	25.155	22.593	26.790	21.045	1'35.583	216,9	10:49'50.610
5	25.559	23.098	29.785	37.649	1'56.091P	184,0	10:51'46.701
6	8'36.885	25.752	28.388	22.021	9'53.046P	209,7	11:01'39.747
7	26.431	23.624	26.776	23.203	1'40.034	216,0	11:03'19.781
8	25.110	22.708	26.678	21.134	1'35.630	217,7	11:04'55.411
9	25.209	22.540	26.572	20.971	1'35.292	216,9	11:06'30.703
10	25.078	22.454	26.747	21.196	1'35.475	216,9	11:08'06.178
11	25.302	22.570	26.608			216,9	

14 S. VAN SOELEN (1'34.672)

Lap	Seg.1	Seg.2	Seg.3	Seg.4	Lap Time	km/h	Local Time
							10:41'19.788
1	54.959	25.911	28.509	22.737	2'12.116P	214,3	10:43'31.904
2	26.674	23.559	27.000	21.553	1'38.786	216,0	10:45'10.690
3	25.411	22.960	26.705	21.301	1'36.377	216,9	10:46'47.067
4	24.867	22.542	26.263	21.000	1'34.672	217,7	10:48'21.739
5	24.907	22.525	26.273	20.977	1'34.682	217,7	10:49'56.421
6	25.087	22.456	26.135	9'22.640	10'36.318P	217,7	11:00'32.739
7	45.837	25.565	28.611	22.692	2'02.705P	214,3	11:02'35.444
8	27.884	23.208	30.161	22.750	1'44.003	168,2	11:04'19.447
9	24.947	22.677	26.081	20.828	1'34.533C	216,9	11:05'53.980
10	24.878	22.470	25.934	20.809	1'34.091C	218,6	11:07'28.071
11	24.850	22.418	27.328	21.405	1'36.001	218,6	11:09'04.072
12	24.928	22.432	26.250	21.070	1'34.680	217,7	11:10'38.752

19 A. D'AMICO (1'35.193)

Lap	Seg.1	Seg.2	Seg.3	Seg.4	Lap Time	km/h	Local Time
							10:43'28.199
1	26.906	27.947	30.140	23.267	1'39.146	214,3	10:43'28.199
2	25.337	22.506	26.492	21.205	1'35.540C	218,2	10:46'42.885
3	25.509	22.629	26.604	21.118	1'35.860C	218,6	10:48'18.745
4	25.492	22.434	26.403	21.192	1'35.521	217,7	10:49'54.266
5	25.744	22.667	30.269	56.340	2'15.020P	166,7	10:52'09.286
6	7'20.724	27.602	31.620	23.083	8'43.029P	174,2	11:00'52.315
7	27.159	25.430	28.502	22.202	1'43.293	211,4	11:02'35.608
8	28.339	23.053	30.391	22.714	1'44.497	166,9	11:04'20.105
9	25.356	22.568	26.432	20.930	1'35.286	218,6	11:05'55.391
10	25.117	22.453	26.386	21.237	1'35.193	218,6	11:07'30.584
11	25.276	22.447	26.563	21.208	1'35.494	217,7	11:09'06.078
12	25.277	22.640	26.418	22.913	1'37.248	219,1	11:10'43.326

15 A. FESTANTE (1'34.407)

Lap	Seg.1	Seg.2	Seg.3	Seg.4	Lap Time	km/h	Local Time
							10:41'26.266
1	51.335	26.619	33.907	25.078	2'16.939P	175,3	10:43'43.205
2	28.309	25.140	31.964	23.303	1'48.716	162,2	10:45'31.921
3	26.604	24.813	31.251	25.997	1'48.665	191,2	10:47'20.586
4	25.036	22.653	26.458	20.972	1'35.119	219,1	10:48'55.705
5	24.911	22.479	26.322	20.905	1'34.617	217,7	10:50'30.322
6	24.993	22.437	26.322	20.951	1'34.703	216,9	10:52'05.025
7	26.002	23.386	27.364	7'15.504	8'32.256P	216,9	11:00'37.281
8	46.841	26.693	29.839	22.721	2'06.094P	211,8	11:02'43.375
9	27.112	24.568	29.506	25.947	1'47.133	214,3	11:04'30.508
10	25.057	22.549	26.303	20.936	1'34.845	217,3	11:06'05.353
11	25.030	22.360	26.278	20.851	1'34.519	218,2	11:07'39.872
12	24.882	22.392	26.381	20.752	1'34.407	217,7	11:09'14.279
13	25.034	22.248	26.551	20.843	1'34.676	217,7	11:10'48.955

20 H. HAUGHTON (1'34.538)

Lap	Seg.1	Seg.2	Seg.3	Seg.4	Lap Time	km/h	Local Time
							10:42'10.915
1	53.832	29.339	31.396	23.231	2'17.798P	188,8	10:44'28.713
2	28.670	24.051	30.116	25.509	1'48.346	206,5	10:46'17.059
3	25.265	22.633	26.333	20.981	1'35.212C	216,9	10:47'52.271
4	25.044	22.536	26.409	21.030	1'35.019C	217,7	10:49'27.290
5	24.947	22.483	26.352	20.972	1'34.754	217,7	10:51'02.044
6	25.184	22.534	28.225	8'35.496	9'51.439P	214,3	11:00'53.483
7	50.226	26.875	28.377	22.481	2'07.959P	208,1	11:03'01.442
8	25.962	23.648	29.909	22.087	1'41.606	184,0	11:04'43.048
9	24.896	22.553	26.416	20.919	1'34.784	216,9	11:06'17.832
10	24.807	22.377	26.382	21.847	1'35.413C	217,7	11:07'53.245
11	24.780	22.500	26.347	20.911	1'34.538	218,6	11:09'27.783
12	24.996	22.388	28.871	22.120	1'38.375	195,3	11:11'06.158

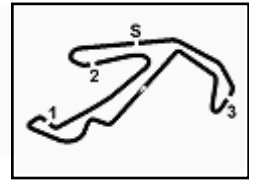
21 D. BERTONELLI (1'34.958)

Lap	Seg.1	Seg.2	Seg.3	Seg.4	Lap Time	km/h	Local Time
							10:39'46.783
1	52.060	29.943	32.059	25.013	2'19.075P	161,2	10:42'05.858
2	28.370	25.920	30.894	22.296	1'47.480	156,3	10:43'53.338
3	26.869	24.307	30.695	33.680	1'55.551	214,3	10:45'48.889
4	25.363	22.847	26.733	21.591	1'36.534	218,2	10:47'25.423
5	25.187	22.563	27.915	27.575	1'43.240C	214,3	10:49'08.663
6	25.235	22.633	26.553	21.140	1'35.561	218,6	10:50'44.224
7	25.809	26.683	27.830	23.445	1'43.767	216,9	10:52'27.991
8	25.422	22.536	26.557	21.093	1'35.608	217,3	10:54'03.599
9	26.657	23.195	27.460	5'22.830	6'40.142P	216,0	11:00'43.741
10	45.517	26.684	28.047	22.936	2'03.184P	212,6	11:02'46.925
11	26.272	23.762	28.452	25.752	1'44.238	212,6	11:04'31.163
12	25.466	22.813	26.674	21.089	1'36.042	216,9	11:06'07.205
13	24.985	22.570	26.468	20.962	1'34.985	219,1	11:07'42.190

17 B. BERTA (1'35.493)

Lap	Seg.1	Seg.2	Seg.3	Seg.4	Lap Time	km/h	Local Time
							10:39'45.131
1	50.693	25.620	28.823	23.124	2'08.260P	210,9	10:41'53.391
2	27.450	24.684	28.525	22.712	1'43.371	212,6	10:43'36.762
3	26.691	24.076	28.023	22.151	1'40.941	213,4	10:45'17.703
4	25.555	22.864	26.704	21.265	1'36.388	218,2	10:46'54.091
5	25.487	22.705	26.886	21.364	1'36.442	216,9	10:48'30.533
6	25.358	22.831	26.782	21.419	1'36.390	216,9	10:50'06.923
7	25.538	22.706	26.661	21.352	1'36.257	217,7	10:51'43.180
8	25.400	22.845	27.066	6'08.239	7'23.550CP	216,0	10:59'06.730
9	49.892	27.818	31.449	23.485	2'12.644P	209,7	11:01'19.374
10	28.727	25.274	30.466	23.273	1'47.740	196,0	11:03'07.114
11	26.883	25.801	28.916	22.071	1'43.671	209,7	11:04'50.785
12	25.503	22.809	26.638	21.070	1'36.020	217,3	11:06'26.805

ACI Racing Weekend Misano, 9-10 Maggio 2026
Chronological Analysis Qualifying



Misano Circuit Sic 58 4.226 m

14	25.053	22.492	26.483	20.930	1'34.958	217,7	11:09'17.148
15	25.265	22.508	26.538	21.072	1'35.383	217,7	11:10'52.531

30 K. GAILLARD (1'35.693)							
Lap	Seg.1	Seg.2	Seg.3	Seg.4	Lap Time	km/h	Local Time
1	27.301	25.397	27.423	23.257	1'43.378	209,7	10:45'14.216
2	25.980	23.295	26.860	23.259	1'39.394	214,3	10:46'53.610
3	25.294	22.886	26.890	23.110	1'38.180C	216,0	10:48'31.790
4	25.220	22.818	26.701	21.589	1'36.328	217,7	10:50'08.118
5	25.178	22.761	26.557	21.576	1'36.072	217,7	10:51'44.190
6	25.227	22.960	26.872	21.473	1'36.532	216,9	10:53'20.722
7	25.178	22.975	26.978	39.269	1'54.400CP	216,0	10:55'15.122
8	5'40.772	30.137	33.146	25.505	7'09.560P	154,5	11:02'24.682
9	27.173	25.159	29.214	23.913	1'45.459	193,2	11:04'10.141
10	25.983	25.236	27.036	21.601	1'39.856	214,3	11:05'49.997
11	25.055	22.725	26.576	21.462	1'35.818	216,9	11:07'25.815
12	25.038	22.738	26.523	21.394	1'35.693	216,9	11:09'01.508
13	25.195	22.784	26.512	21.289	1'35.780	216,0	11:10'37.288

22 E. QUINTIERI (1'34.650)							
Lap	Seg.1	Seg.2	Seg.3	Seg.4	Lap Time	km/h	Local Time
1	27.061	27.994	29.218	23.386	1'40.237	212,6	10:43'35.112
2	25.665	23.962	27.328	21.886	1'40.237	215,1	10:45'15.349
3	25.055	22.727	26.642	21.462	1'37.000	216,9	10:46'52.349
4	25.261	22.555	26.421	21.835	1'36.038	216,9	10:48'28.387
5	25.331	22.445	26.487	21.364	1'35.627	217,7	10:51'42.230
6	25.104	22.738	26.769	36.176	1'50.787CP	216,9	10:53'33.017
7	6'55.061	27.693	30.042	23.422	8'16.218P	182,7	11:01'49.235
8	26.756	24.250	28.494	22.006	1'41.506	188,8	11:03'30.741
9	25.818	23.280	29.216	22.235	1'40.549	189,8	11:05'11.290
10	25.273	22.829	26.396	21.167	1'35.665	217,7	11:06'46.955
11	25.002	22.407	26.265	20.976	1'34.650	217,7	11:08'21.605
12	27.022	23.851	27.274	36.053	1'54.200P	216,9	11:10'15.805

31 C. BERTUCA (1'34.593)							
Lap	Seg.1	Seg.2	Seg.3	Seg.4	Lap Time	km/h	Local Time
1	26.966	26.129	28.952	23.097	213,0	10:43'33.635	
2	25.665	23.665	27.053	22.100	1'39.784	215,1	10:45'13.419
3	24.913	22.848	26.608	21.273	1'36.394C	216,0	10:46'49.813
4	24.914	22.422	26.400	21.057	1'34.792	216,9	10:48'24.605
5	25.235	22.491	26.562	21.023	1'34.990	216,0	10:49'59.595
6	8'41.445	22.659	26.638	33.932	1'48.464P	216,0	10:51'48.059
7	27.049	22.659	26.638	23.048	1'01.618P	209,7	11:01'49.677
8	27.049	23.945	27.583	22.070	1'40.647	215,1	11:03'30.324
9	25.807	23.288	28.689	21.273	1'39.057	192,5	11:05'09.381
10	25.214	22.559	26.276	20.951	1'35.000C	216,0	11:06'44.381
11	27.428	22.385	26.235	20.941	1'34.593	216,9	11:08'18.974
12	25.002	22.305	26.388	21.040	1'34.735	216,9	11:11'33.406

24 F. FANT (1'34.973)							
Lap	Seg.1	Seg.2	Seg.3	Seg.4	Lap Time	km/h	Local Time
1	51.746	27.805	34.765	24.477	2'18.793P	151,3	10:43'46.127
2	27.358	25.370	31.155	22.898	1'46.781	164,9	10:45'32.908
3	26.534	26.036	29.939	27.322	1'49.831	173,9	10:47'22.739
4	26.017	23.241	26.869	24.009	1'40.136	217,7	10:49'02.875
5	25.114	23.318	26.661	21.625	1'36.718	216,9	10:50'39.593
6	25.667	22.826	26.394	21.162	1'36.049	216,0	10:52'15.642
7	25.273	22.606	26.459	21.037	1'35.375C	215,1	10:53'51.017
8	26.250	24.612	30.462	4'48.082	6'09.406P	185,9	11:00'00.423
9	47.384	27.873	32.212	24.872	2'12.341P	158,8	11:02'12.764
10	27.257	25.379	33.318	27.544	1'53.498	154,1	11:04'06.262
11	25.244	22.638	26.483	21.086	1'35.451	216,0	11:05'41.713
12	25.073	22.625	26.288	20.987	1'34.973	216,9	11:07'16.686
13	25.093	22.600	26.343	20.966	1'35.002	217,7	11:08'51.688
14	25.127	22.513	27.483	21.422	1'36.545	200,7	11:10'28.233

32 G. QUARESMINI (1'34.941)							
Lap	Seg.1	Seg.2	Seg.3	Seg.4	Lap Time	km/h	Local Time
1	31.025	29.243	32.007	24.392	1'46,5	10:44'53.184	
2	28.019	23.474	28.034	25.932	1'45.459	215,1	10:48'27.857
3	26.842	23.362	26.841	21.159	1'38.204	216,9	10:50'06.061
4	25.163	22.358	26.294	21.136	1'34.941	216,9	10:51'41.002
5	25.097	22.451	26.589	34.723	1'48.860P	215,1	10:53'29.862
6	7'06.256	26.373	31.295	22.279	8'26.203P	206,9	11:01'56.065
7	26.244	23.243	26.937	26.061	1'42.485	214,7	11:03'38.550
8	25.134	22.585	26.406	22.837	1'36.962C	216,0	11:05'15.512
9	25.038	22.570	26.255	22.357	1'36.220	217,7	11:06'51.732
10	25.231	22.401	26.559	21.265	1'35.456	218,2	11:08'27.188
11	25.150	22.448	26.254	21.246	1'35.098C	216,9	11:10'02.286

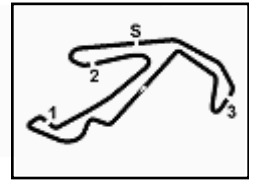
25 L. CHELI (1'35.604)							
Lap	Seg.1	Seg.2	Seg.3	Seg.4	Lap Time	km/h	Local Time
1	27.990	27.098	34.201	24.529	1'46,9	10:43'47.302	
2	25.618	24.953	31.706	27.608	1'52.257	158,8	10:45'39.559
3	25.332	23.769	28.575	31.002	1'48.964	216,0	10:47'28.523
4	25.204	22.797	26.820	21.580	1'36.529	216,0	10:49'05.052
5	25.293	22.612	26.500	21.288	1'35.604	216,9	10:50'40.656
6	25.293	22.614	26.551	21.229	1'35.687	216,0	10:52'16.343
7	6'29.116	23.106	27.140	33.085	1'48.943P	215,1	10:54'05.286
8	30.156	25.223	28.724	22.918	7'45.981P	210,9	11:01'51.267
9	25.635	24.716	27.223	26.585	1'48.680	213,4	11:03'39.947
10	25.275	22.655	26.637	21.378	1'36.305	216,4	11:05'16.252
11	25.275	22.504	26.572	21.411	1'35.762	216,4	11:06'52.014
12	25.263	22.523	27.990	22.676	1'38.452	216,0	11:08'30.466
13	25.150	22.545	26.591	21.534	1'35.820	216,9	11:10'06.286

33 N. SCHAAP (1'35.033)							
Lap	Seg.1	Seg.2	Seg.3	Seg.4	Lap Time	km/h	Local Time
1	51.637	29.119	34.602	24.407	2'19.765P	166,9	10:44'01.233
2	28.294	24.009	31.343	24.769	1'48.415	134,8	10:45'49.648
3	25.826	23.290	34.197	28.255	1'51.568	118,0	10:47'41.216
4	25.745	23.007	29.029	21.261	1'39.042	199,6	10:49'20.258
5	25.224	22.748	26.680	23.759	1'38.411	217,7	10:50'58.669
6	25.034	22.671	26.668	21.093	1'35.466	216,9	10:52'34.135
7	25.123	22.595	26.655	20.981	1'35.354	216,9	10:54'09.489
8	25.172	22.680	26.709	4'54.138	6'08.699P	216,0	11:00'18.188
9	1'31.062	26.639	30.784	22.928	2'51.413P	164,6	11:03'09.601
10	27.360	25.278	28.326	22.002	1'42.966	209,7	11:04'52.567
11	29.125	23.248	26.988	21.216	1'40.577	212,2	11:06'33.144
12	24.963	22.600	26.566	20.904	1'35.033	218,2	11:08'08.177
13	25.081	22.458	26.618	21.055	1'35.212	216,9	11:09'43.389
14	25.394	22.560	26.572			217,7	

28 G. AMATI (1'34.799)							
Lap	Seg.1	Seg.2	Seg.3	Seg.4	Lap Time	km/h	Local Time
1	27.456	31.447	35.034	23.928	1'46,299	170,6	10:44'46.459
2	25.451	24.532	30.889	23.422	1'46.299	170,6	10:46'32.758
3	25.096	22.621	26.583	21.137	1'35.792	216,9	10:48'08.550
4	25.388	22.565	26.439	21.042	1'35.142	216,0	10:49'43.692
5	25.388	22.534	26.510	21.032	1'35.464C	216,0	10:51'19.156
6	39.606	24.136	27.678	33.729	2'05.149P	215,1	10:53'24.305
7	7'13.281	28.202	29.822	22.875	8'34.180P	193,9	11:01'58.485
8	27.334	24.113	29.563	24.814	1'45.824	210,5	11:03'44.309
9	25.049	22.570	26.529	21.025	1'35.173	216,0	11:05'19.482
10	24.973	22.519	26.320	20.987	1'34.799	216,0	11:06'54.281
11	25.216	22.341	26.375	21.162	1'35.094C	216,9	11:08'29.375
12	25.186	22.373	26.438	20.964	1'34.961	216,9	11:10'04.336



ACI Racing Weekend Misano, 9-10 Maggio 2026
Chronological Analysis Qualifying



Misano Circuit Sic 58.4.226m

35 A. BRISTOT (1'34.322)

Lap	Seg.1	Seg.2	Seg.3	Seg.4	Lap Time	km/h	Local Time
		27.705	29.553	24.098	201,5	10:43'22.428	
1	27.377	24.097	27.286	21.489	1'40.249	211,8	10:45'02.677
2	25.155	22.640	26.583	21.141	1'35.519	216,9	10:46'38.196
3	25.013	22.511	26.506	21.057	1'35.087	218,6	10:48'13.283
4	24.909	22.428	26.416	20.955	1'34.708	217,7	10:49'47.991
5	25.307	24.335	30.328	35.159	1'55.129P	168,8	10:51'43.120
6	8'39.981	25.822	28.129	22.176	9'56.108P	210,5	11:01'39.228
7	26.405	23.606	26.604	22.544	1'39.159	213,4	11:03'18.387
8	25.070	22.653	26.275	21.470	1'35.468	217,3	11:04'53.855
9	24.954	22.404	26.214	20.822	1'34.394	217,7	11:06'28.249
10	24.873	22.331	27.769	21.797	1'36.770	217,7	11:08'05.019
11	24.868	22.233	26.373	20.848	1'34.322	217,7	11:09'39.341
12	38.243	45.064	51.989			112,5	

10	25.674	22.750	27.038	21.659	1'37.121C	218,2	11:06'49.186
11	25.498	22.684	26.682	21.257	1'36.121C	216,0	11:08'25.307
12	25.684	22.824	26.568	21.292	1'36.368	216,9	11:10'01.675

67 A. DE GIACOMI (1'35.640)

Lap	Seg.1	Seg.2	Seg.3	Seg.4	Lap Time	km/h	Local Time
							10:40'15.764
1	49.958	31.078	35.168	25.140	2'21.344P	132,7	10:42'37.108
2	28.540	24.722	27.608	22.295	1'43.165	213,4	10:44'20.273
3	25.606	23.004	26.862	21.452	1'36.924	216,0	10:45'57.197
4	25.650	22.892	26.820	21.362	1'36.724	216,0	10:47'33.921
5	25.394	22.727	27.032	21.190	1'36.343	216,0	10:49'10.264
6	28.922	24.731	29.263	22.139	1'45.055	192,9	10:50'55.319
7	25.456	22.890	26.887	7'45.676	9'00.909P	216,9	10:59'56.228
8	47.615	27.839	32.815	23.765	2'12.034P	190,1	11:02'08.262
9	27.290	24.462	31.295	23.159	1'46.206	199,3	11:03'54.468
10	25.942	23.320	30.727	21.354	1'41.343	214,3	11:05'35.811
11	25.309	22.871	26.636	21.256	1'36.072	216,9	11:07'11.883
12	25.585	22.648	26.530	21.044	1'35.807	216,0	11:08'47.690
13	25.263	22.627	26.725	21.025	1'35.640	216,0	11:10'23.330

50 F. FENICI (1'36.107)

Lap	Seg.1	Seg.2	Seg.3	Seg.4	Lap Time	km/h	Local Time
							10:35'58.902
1	51.790	29.666	31.902	28.651	2'22.009P	173,4	10:38'20.911
2	27.794	24.712	27.991	22.621	1'43.118	211,8	10:40'04.029
3	26.146	23.378	27.290	21.781	1'38.595	215,1	10:41'42.624
4	25.892	23.119	27.193	21.939	1'38.143	216,0	10:43'20.767
5	25.472	22.869	26.970	21.553	1'36.864	216,0	10:44'57.631
6	25.529	22.933	26.959	21.761	1'37.182C	216,0	10:46'34.813
7	25.468	22.839	26.960	21.687	1'36.954C	216,9	10:48'11.767
8	25.326	23.057	27.430	21.797	1'37.610	217,7	10:49'49.377
9	25.839	23.417	29.917	7'42.634	9'01.807P	167,7	10:58'51.184
10	48.905	30.069	30.053	26.706	2'15.733P	188,2	11:01'06.917
11	32.375	27.729	28.610	21.941	1'50.655	202,2	11:02'57.572
12	25.574	22.972	26.915	21.628	1'37.089	216,4	11:04'34.661
13	25.491	23.013	26.741	21.344	1'36.589	216,0	11:06'11.250
14	25.447	22.589	26.688	21.383	1'36.107	217,3	11:07'47.357
15	25.359	22.699	26.671	21.458	1'36.187	216,0	11:09'23.544
16	25.301	22.627	26.807	21.918	1'36.653	216,0	11:11'00.197

75 A. GALLI (1'35.733)

Lap	Seg.1	Seg.2	Seg.3	Seg.4	Lap Time	km/h	Local Time
							10:37'57.569
1	1'00.017	33.691	34.634	24.078	2'32.420P	145,0	10:40'29.989
2	26.947	24.015	37.063	26.024	1'54.049	186,2	10:42'24.038
3	27.942	24.250	28.689	22.013	1'42.894	213,0	10:44'06.932
4	25.873	22.879	26.699	21.792	1'37.243C	216,9	10:45'44.175
5	25.458	23.180	27.483	22.053	1'38.174C	213,0	10:47'22.349
6	25.579	23.228	26.812	21.466	1'37.085	216,0	10:48'59.434
7	25.519	22.885	27.075	21.364	1'36.843	216,0	10:50'36.277
8	25.559	23.259	27.008	21.657	1'37.483	214,3	10:52'13.760
9	25.665	23.000	32.725	6'33.958	7'55.348P	141,7	11:00'09.108
10	49.343	30.659	33.023	24.996	2'18.021P	174,5	11:02'27.129
11	26.661	26.695	27.491	24.282	1'45.129	209,7	11:04'12.258
12	26.977	23.265	26.989	21.761	1'38.992	216,0	11:05'51.250
13	25.305	22.678	26.514	21.236	1'35.733	216,9	11:07'26.983
14	24.970	23.040	27.157	23.002	1'38.169C	219,1	11:09'05.152
15	25.413	22.793	26.622	22.117	1'36.945	216,9	11:10'42.097

54 S. STEFANELLI (1'36.418)

Lap	Seg.1	Seg.2	Seg.3	Seg.4	Lap Time	km/h	Local Time
							10:39'51.082
1	50.418	30.745	33.526	24.845	2'19.534P	149,6	10:42'10.616
2	28.153	24.654	30.329	23.845	1'46.981	186,9	10:43'57.597
3	26.943	23.924	27.953	36.474	1'55.294	215,1	10:45'52.891
4	25.767	22.969	27.175	21.710	1'37.621	216,0	10:47'30.512
5	25.532	23.261	27.123	23.383	1'39.299	216,0	10:49'09.811
6	25.631	22.797	26.983	21.366	1'36.777C	216,0	10:50'46.588
7	25.583	22.714	26.858	21.263	1'36.418	216,0	10:52'23.006
8	25.648	22.877	27.096	4'35.468	5'51.089P	215,1	10:58'14.095
9	48.608	27.064	29.955	22.653	2'08.280P	205,3	11:00'22.375
10	26.540	25.402	28.915	21.863	1'42.720	214,3	11:02'05.095
11	26.483	23.553	28.542	25.017	1'43.595	186,2	11:03'48.690
12	25.833	23.294	27.600	21.368	1'38.095	211,4	11:05'26.785
13	25.471	22.618	28.772	21.570	1'38.431C	200,0	11:07'05.216
14	25.514	22.909	26.846	21.154	1'36.423	216,0	11:08'41.639
15	25.611	22.847	26.896	21.235	1'36.589	216,9	11:10'18.228

80 L. MOWLE (1'37.750)

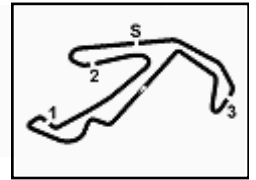
Lap	Seg.1	Seg.2	Seg.3	Seg.4	Lap Time	km/h	Local Time
							10:37'42.620
1	52.415	27.878	36.182	28.252	2'24.727P	176,2	10:40'07.347
2	29.295	25.671	29.218	22.791	1'46.975	208,9	10:41'54.322
3	27.512	25.464	29.805	22.693	1'45.474	211,4	10:43'39.796
4	26.638	23.534	27.962	22.173	1'40.307	213,4	10:45'20.103
5	26.053	23.322	27.382	22.097	1'38.854	215,1	10:46'58.957
6	26.068	23.046	27.189	21.754	1'38.057C	216,0	10:48'37.014
7	25.844	22.989	27.144	21.773	1'37.750	215,1	10:50'14.764
8	25.594	22.875	27.572	21.957	1'37.998	214,3	10:51'52.762
9	26.144	23.261	28.593	3'07.002	4'25.000P	211,4	10:56'17.762
10	49.481	28.524	31.415	23.709	2'13.129P	188,8	10:58'30.891
11	28.121	23.723	27.739	22.252	1'41.835	212,6	11:00'12.726
12	26.672	24.358	28.678	22.176	1'41.884	210,5	11:01'54.610
13	25.976	23.136	27.023	21.687	1'37.822	216,0	11:03'32.432
14	25.796	23.041	27.500	21.819	1'38.156	215,1	11:05'10.588
15	25.731	23.498	27.327	22.356	1'38.912	215,1	11:06'49.500
16	26.309	22.996	26.919	22.087	1'38.311	217,7	11:08'27.811
17	25.939	23.050	27.288	22.308	1'38.585	216,9	11:10'06.396

88 A. GIRONDI (1'36.078)

Lap	Seg.1	Seg.2	Seg.3	Seg.4	Lap Time	km/h	Local Time
							10:42'12.548
1	53.924	29.214	31.377	23.913	2'18.428P	211,4	10:44'30.976
2	27.392	24.432	29.466	26.094	1'47.384	212,6	10:46'18.360
3	25.527	22.971	26.699	21.265	1'36.462	216,9	10:47'54.822



ACI Racing Weekend Misano, 9-10 Maggio 2026
Chronological Analysis Qualifying



Misano Circuit Sic 58 4.226 m

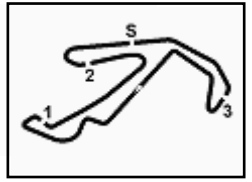
4	25.171	22.947	26.850	21.646	1'36.614C	216,0	10:49'31.436
5	25.417	22.636	26.854	21.171	1'36.078	216,9	10:51'07.514
6	25.494	22.769	26.708	8'33.432	9'48.403P	216,9	11:00'55.917
7	48.318	27.032	29.135	22.822	2'07.307P	210,9	11:03'03.224
8	26.381	23.695	28.596	22.392	1'41.064	214,7	11:04'44.288
9	25.188	23.026	26.616	21.409	1'36.239	216,0	11:06'20.527
10	25.066	22.938	26.689	21.047	1'35.740C	217,7	11:07'56.267
11	25.108	22.809	26.691	21.209	1'35.817C	218,6	11:09'32.084
12	25.187	22.758	26.848	21.415	1'36.208	216,0	11:11'08.292



ACI Racing Weekend Misano, 9-10 Maggio 2026

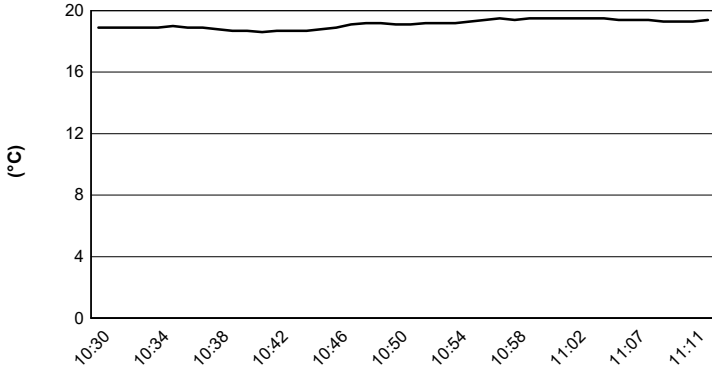
Weather Report Qualifying

Session started 10:30 - Session ended 11:12

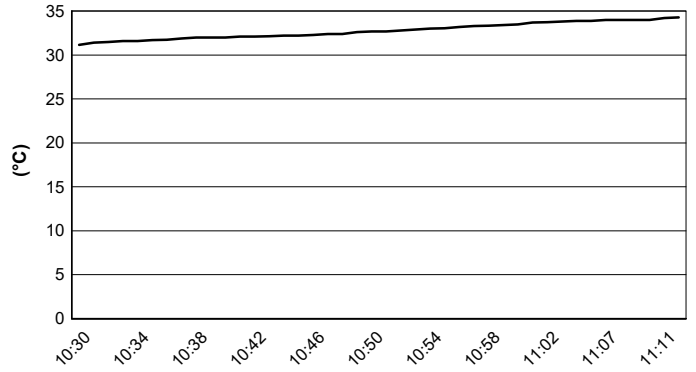


Misano Circuit Sic 58 4.226 m

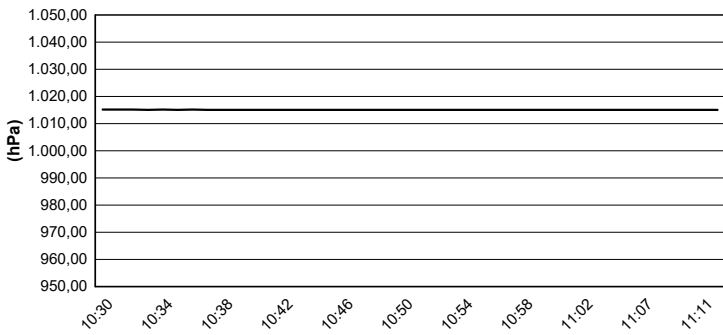
Air Temperature



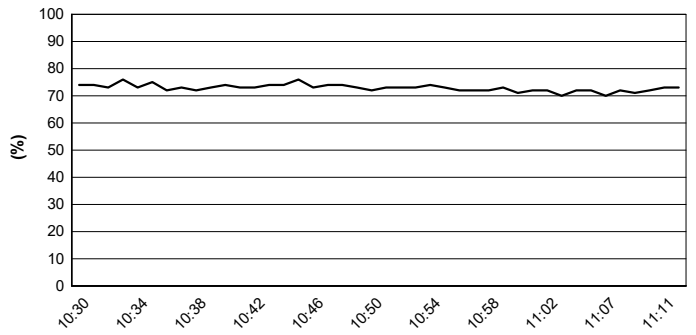
Track Temperature



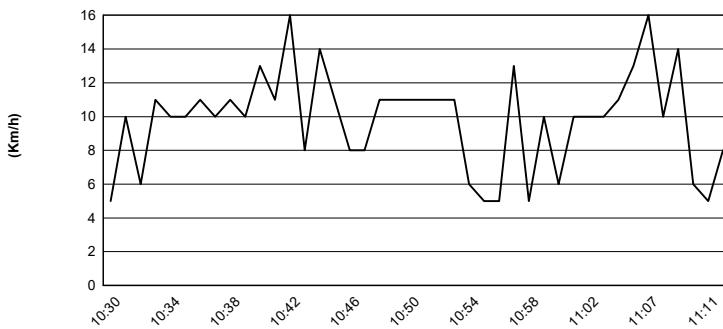
Air Pressure



Humidity



Wind Speed



Wind Direction

