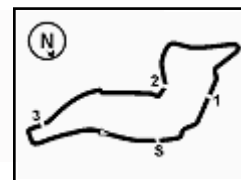


**ACI Racing Weekend Imola, 25-26 Aprile 2026**

**Classifica Qualifying**



Imola Circuit 4.909 m

1 / 2

No. Driver	Nat	Entrant	Team	Car	Class	Time	Gap	Rel.	Laps
1	<b>8 DELLI GUANTI</b> Pietro	ITA	Team Q8 Hi-Perform	Team Q8 Hi-Perform	Porsche 911 GT3 CUP 992		<b>1'42.350</b>		12
2	<b>14 VAN SOELEN</b> Senna	NLD	Target	Target	Porsche 911 GT3 CUP 992	R	<b>1'42.505</b>	0.155	0.155 13
3	<b>32 QUARESMINI</b> Gianmarco	ITA	Prima Ghinzani Motorsport	Prima Ghinzani Motorsport	Porsche 911 GT3 CUP 992		<b>1'42.627</b>	0.277	0.122 12
4	<b>35 BRISTOT</b> Andrea	ITA	Dinamic Motorsport	Dinamic Motorsport	Porsche 911 GT3 CUP 992	R	<b>1'42.699</b>	0.349	0.072 13
5	<b>10 ZENDELI</b> Lirim	DEU	BeDriver	BeDriver	Porsche 911 GT3 CUP 992		<b>1'42.776</b>	0.426	0.077 11
6	<b>21 BERTONELLI</b> Diego	ITA	BeDriver	BeDriver	Porsche 911 GT3 CUP 992		<b>1'42.864</b>	0.514	0.088 11
7	<b>11 VOISIN</b> Callum	GBR	Ombra Racing	Ombra Racing	Porsche 911 GT3 CUP 992	R	<b>1'42.877</b>	0.527	0.013 13
8	<b>15 FESTANTE</b> Aldo	ITA	Target	Target	Porsche 911 GT3 CUP 992		<b>1'42.884</b>	0.534	0.007 12
9	<b>28 AMATI</b> Giorgio	ITA	Prima Ghinzani Motorsport	Prima Ghinzani Motorsport	Porsche 911 GT3 CUP 992		<b>1'42.966</b>	0.616	0.082 12
10	<b>20 HAUGHTON</b> Harley	GBR	Enrico Fulgenzi Racing	Enrico Fulgenzi Racing	Porsche 911 GT3 CUP 992	R	<b>1'43.046</b>	0.696	0.080 11
11	<b>31 BERTUCA</b> Cristian	ITA	Omnia Motorsport	Omnia Motorsport	Porsche 911 GT3 CUP 992	R	<b>1'43.072</b>	0.722	0.026 11
12	<b>3 CERQUI</b> Alberto	ITA	Ebimotors	Ebimotors	Porsche 911 GT3 CUP 992		<b>1'43.148</b>	0.798	0.076 12
13	<b>18 MEZZETTI</b> William	ITA	Dinamic Motorsport	Dinamic Motorsport	Porsche 911 GT3 CUP 992		<b>1'43.172</b>	0.822	0.024 11
14	<b>22 QUINTIERI</b> Ermanno	ITA	Omnia Motorsport	Omnia Motorsport	Porsche 911 GT3 CUP 992	R	<b>1'43.248</b>	0.898	0.076 11
15	<b>33 SCHAAP</b> Nathan	NLD	Ombra Racing	Ombra Racing	Porsche 911 GT3 CUP 992		<b>1'43.375</b>	1.025	0.127 13
16	<b>24 FANT</b> Filippo	ITA	Target	Target	Porsche 911 GT3 CUP 992		<b>1'43.399</b>	1.049	0.024 13
17	<b>7 BUTTI</b> Marco	ITA	The Driving Experiences	The Driving Experiences	Porsche 911 GT3 CUP 992	R	<b>1'43.419</b>	1.069	0.020 11
18	<b>56 BRUSA</b> Cesare	ITA	Prima Ghinzani Motorsport	Prima Ghinzani Motorsport	Porsche 911 GT3 CUP 992	MC	<b>1'43.519</b>	1.169	0.100 14
19	<b>12 MARTINEZ</b> Luciano	ARG	Ombra Racing	Ombra Racing	Porsche 911 GT3 CUP 992		<b>1'43.880</b>	1.530	0.361 15
20	<b>25 CHELI</b> Lorenzo	SMR	Dinamic Motorsport	Dinamic Motorsport	Porsche 911 GT3 CUP 992		<b>1'43.888</b>	1.538	0.008 17
21	<b>4 DE PRENTER</b> Paul	NLD	The Driving Experiences	The Driving Experiences	Porsche 911 GT3 CUP 992	R	<b>1'44.033</b>	1.683	0.145 11
22	<b>19 D'AMICO</b> Andrea	ITA	Dinamic Motorsport	Dinamic Motorsport	Porsche 911 GT3 CUP 992	R	<b>1'44.113</b>	1.763	0.080 16
23	<b>17 BERTA</b> Benjamin	HUN	Malucelli Motorsport	Malucelli Motorsport Esseracing	Porsche 911 GT3 CUP 992	R	<b>1'44.197</b>	1.847	0.084 15
24	<b>88 GIRONDI</b> Andrea	ITA	Enrico Fulgenzi Racing	Enrico Fulgenzi Racing	Porsche 911 GT3 CUP 992	MC	<b>1'44.380</b>	2.030	0.183 14
25	<b>51 GNEMMI</b> Paolo	ITA	Ebimotors	Ebimotors	Porsche 911 GT3 CUP 992	MC	<b>1'44.443</b>	2.093	0.063 12
26	<b>30 GAILLARD</b> Karen	CHE	Ombra Racing	Ombra Racing	Porsche 911 GT3 CUP 992	R	<b>1'44.720</b>	2.370	0.277 15
27	<b>54 STEFANELLI</b> Stefano	ITA	Malucelli Motorsport	Malucelli Motorsport Esseracing	Porsche 911 GT3 CUP 992	MC	<b>1'44.799</b>	2.449	0.079 13
28	<b>67 DE GIACOMI</b> Alex	ITA	Ebimotors	Ebimotors	Porsche 911 GT3 CUP 992	MC	<b>1'44.803</b>	2.453	0.004 13
29	<b>75 GALLI</b> Andrea	ITA	Ebimotors	Ebimotors	Porsche 911 GT3 CUP 992	MC	<b>1'45.005</b>	2.655	0.202 14
30	<b>50 FENICI</b> Francesco Maria	ITA	The Driving Experiences	The Driving Experiences	Porsche 911 GT3 CUP 992	MC	<b>1'45.015</b>	2.665	0.010 15
31	<b>80 CHIRIGUT</b> Horia-Traian	MEX	BeDriver	BeDriver	Porsche 911 GT3 CUP 992	MC	<b>1'47.146</b>	4.796	2.131 15

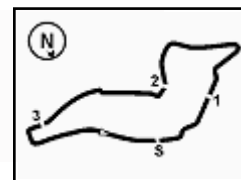
Qualifying Lap Time (110% of 1'42.494): **1'52.744**

Humidity:	37%	Air	23°C
Condition:	DRY	Track	39°C

Stewards : Ronny Guarini Giuseppe Caridi Marino Tassinari

Start End  
25/04/2026 11:12 11:59





**Penalty and Infringement**

11.25	<b>75 A. GALLI</b>	#75 Lap Deleted (1'46.314) - Exceeded Track Limits T14
11.26	<b>15 A. FESTANTE</b>	#15 Lap Deleted (1'44.568) - Exceeded Track Limits T14
11.30	<b>20 H. HAUGHTON</b>	#20 Lap Deleted (1'43.750) - Exceeded Track Limits T14
11.32	<b>20 H. HAUGHTON</b>	#20 Lap Deleted (1'43.195) - Exceeded Track Limits T14
11.36		RED FLAG
11.42	<b>15 A. FESTANTE</b>	#15 Lap Deleted (10'56.153) - Exceeded Track Limits T14
11.43	<b>28 G. AMATI</b>	#28 Lap Deleted (12'29.053) - Exceeded Track Limits T14
11.48		RED FLAG
11.49	<b>88 A. GIRONDI</b>	#88 Lap Deleted (2'06.939) - Exceeded Track Limits T14
11.56	<b>80 H. CHIRIGUT</b>	#80 Lap Deleted (1'47.447) - Exceeded Track Limits T14
11.58		RED FLAG

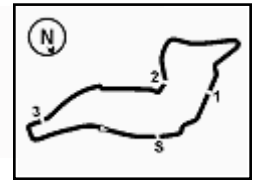
**Fastest Laps Sequence**

No.	Entrant	Nat	Team	Car	Local Time	Time	Gap	Avg
<b>50</b>	<b>F. FENICI</b>	ITA	The Driving Experiences	Porsche 911 GT3 CUP 992	11:17'29.911	<b>1'54.322</b>		154,584
<b>25</b>	<b>L. CHELI</b>	SMR	Dinamic Motorsport	Porsche 911 GT3 CUP 992	11:17'47.269	<b>1'50.623</b>	-3.699	159,753
<b>19</b>	<b>A. D'AMICO</b>	ITA	Dinamic Motorsport	Porsche 911 GT3 CUP 992	11:19'17.491	<b>1'45.403</b>	-5.220	167,665
<b>19</b>	<b>A. D'AMICO</b>	ITA	Dinamic Motorsport	Porsche 911 GT3 CUP 992	11:21'02.364	<b>1'44.873</b>	-0.530	168,512
<b>25</b>	<b>L. CHELI</b>	SMR	Dinamic Motorsport	Porsche 911 GT3 CUP 992	11:21'17.752	<b>1'44.869</b>	-0.004	168,519
<b>19</b>	<b>A. D'AMICO</b>	ITA	Dinamic Motorsport	Porsche 911 GT3 CUP 992	11:26'20.235	<b>1'44.113</b>	-0.756	169,742
<b>8</b>	<b>P. DELLI GUANTI</b>	ITA	Team Q8 Hi-Perform	Porsche 911 GT3 CUP 992	11:26'37.714	<b>1'43.465</b>	-0.648	170,806
<b>28</b>	<b>G. AMATI</b>	ITA	Prima Ghinzani Motorsport	Porsche 911 GT3 CUP 992	11:28'02.870	<b>1'43.034</b>	-0.431	171,520
<b>8</b>	<b>P. DELLI GUANTI</b>	ITA	Team Q8 Hi-Perform	Porsche 911 GT3 CUP 992	11:28'20.425	<b>1'42.711</b>	-0.323	172,059
<b>14</b>	<b>S. VAN SOELEN</b>	NLD	Target	Porsche 911 GT3 CUP 992	11:30'18.228	<b>1'42.620</b>	-0.091	172,212
<b>14</b>	<b>S. VAN SOELEN</b>	NLD	Target	Porsche 911 GT3 CUP 992	11:56'55.737	<b>1'42.505</b>	-0.115	172,405
<b>8</b>	<b>P. DELLI GUANTI</b>	ITA	Team Q8 Hi-Perform	Porsche 911 GT3 CUP 992	11:57'17.900	<b>1'42.350</b>	-0.155	172,666

Stewards : Ronny Guarini Giuseppe Caridi Marino Tassinari

Start 11:12 End 11:59  
25/04/2026





**ACI Racing Weekend Imola, 25-26 Aprile 2026**

**Classifica Secondo Tempo Qualifying**

Imola Circuit 4.909 m

No. Driver	Nat	Entrant	Team	Car	Class	Time	Gap	Rel. Laps	
1	<b>14 VAN SOELEN</b> Senna	NLD	Target	Target	Porsche 911 GT3 CUP 992	R	<b>1'42.620</b>		13
2	<b>8 DELLI GUANTI</b> Pietro	ITA	Team Q8 Hi-Perform	Team Q8 Hi-Perform	Porsche 911 GT3 CUP 992		<b>1'42.686</b>	0.066	0.066 12
3	<b>35 BRISTOT</b> Andrea	ITA	Dinamic Motorsport	Dinamic Motorsport	Porsche 911 GT3 CUP 992	R	<b>1'42.742</b>	0.122	0.056 13
4	<b>10 ZENDELI</b> Lirim	DEU	BeDriver	BeDriver	Porsche 911 GT3 CUP 992		<b>1'42.836</b>	0.216	0.094 11
5	<b>32 QUARESMINI</b> Gianmarco	ITA	Prima Ghinzani Motorsport	Prima Ghinzani Motorsport	Porsche 911 GT3 CUP 992		<b>1'42.934</b>	0.314	0.098 12
6	<b>21 BERTONELLI</b> Diego	ITA	BeDriver	BeDriver	Porsche 911 GT3 CUP 992		<b>1'42.968</b>	0.348	0.034 11
7	<b>28 AMATI</b> Giorgio	ITA	Prima Ghinzani Motorsport	Prima Ghinzani Motorsport	Porsche 911 GT3 CUP 992		<b>1'42.989</b>	0.369	0.021 12
8	<b>15 FESTANTE</b> Aldo	ITA	Target	Target	Porsche 911 GT3 CUP 992		<b>1'43.068</b>	0.448	0.079 12
9	<b>20 HAUGHTON</b> Harley	GBR	Enrico Fulgenzi Racing	Enrico Fulgenzi Racing	Porsche 911 GT3 CUP 992	R	<b>1'43.070</b>	0.450	0.002 11
10	<b>3 CERQUI</b> Alberto	ITA	Ebimotors	Ebimotors	Porsche 911 GT3 CUP 992		<b>1'43.185</b>	0.565	0.115 12
11	<b>31 BERTUCA</b> Cristian	ITA	Omnia Motorsport	Omnia Motorsport	Porsche 911 GT3 CUP 992	R	<b>1'43.333</b>	0.713	0.148 11
12	<b>22 QUINTIERI</b> Ermanno	ITA	Omnia Motorsport	Omnia Motorsport	Porsche 911 GT3 CUP 992	R	<b>1'43.449</b>	0.829	0.116 11
13	<b>11 VOISIN</b> Callum	GBR	Ombra Racing	Ombra Racing	Porsche 911 GT3 CUP 992	R	<b>1'43.481</b>	0.861	0.032 13
14	<b>18 MEZZETTI</b> William	ITA	Dinamic Motorsport	Dinamic Motorsport	Porsche 911 GT3 CUP 992		<b>1'43.507</b>	0.887	0.026 11
15	<b>33 SCHAAP</b> Nathan	NLD	Ombra Racing	Ombra Racing	Porsche 911 GT3 CUP 992		<b>1'43.519</b>	0.899	0.012 13
16	<b>24 FANT</b> Filippo	ITA	Target	Target	Porsche 911 GT3 CUP 992		<b>1'43.551</b>	0.931	0.032 13
17	<b>7 BUTTI</b> Marco	ITA	The Driving Experiences	The Driving Experiences	Porsche 911 GT3 CUP 992	R	<b>1'43.568</b>	0.948	0.017 11
18	<b>56 BRUSA</b> Cesare	ITA	Prima Ghinzani Motorsport	Prima Ghinzani Motorsport	Porsche 911 GT3 CUP 992	MC	<b>1'43.979</b>	1.359	0.411 14
19	<b>25 CHELI</b> Lorenzo	SMR	Dinamic Motorsport	Dinamic Motorsport	Porsche 911 GT3 CUP 992		<b>1'44.030</b>	1.410	0.051 17
20	<b>12 MARTINEZ</b> Luciano	ARG	Ombra Racing	Ombra Racing	Porsche 911 GT3 CUP 992		<b>1'44.089</b>	1.469	0.059 15
21	<b>4 DE PRENTER</b> Paul	NLD	The Driving Experiences	The Driving Experiences	Porsche 911 GT3 CUP 992	R	<b>1'44.133</b>	1.513	0.044 11
22	<b>19 D'AMICO</b> Andrea	ITA	Dinamic Motorsport	Dinamic Motorsport	Porsche 911 GT3 CUP 992	R	<b>1'44.168</b>	1.548	0.035 16
23	<b>17 BERTA</b> Benjamin	HUN	Malucelli Motorsport	Malucelli Motorsport Esseracing	Porsche 911 GT3 CUP 992	R	<b>1'44.470</b>	1.850	0.302 15
24	<b>67 DE GIACOMI</b> Alex	ITA	Ebimotors	Ebimotors	Porsche 911 GT3 CUP 992	MC	<b>1'44.824</b>	2.204	0.354 13
25	<b>88 GIRONDI</b> Andrea	ITA	Enrico Fulgenzi Racing	Enrico Fulgenzi Racing	Porsche 911 GT3 CUP 992	MC	<b>1'44.826</b>	2.206	0.002 14
26	<b>51 GNEMMI</b> Paolo	ITA	Ebimotors	Ebimotors	Porsche 911 GT3 CUP 992	MC	<b>1'44.837</b>	2.217	0.011 12
27	<b>30 GAILLARD</b> Karen	CHE	Ombra Racing	Ombra Racing	Porsche 911 GT3 CUP 992	R	<b>1'44.890</b>	2.270	0.053 15
28	<b>75 GALLI</b> Andrea	ITA	Ebimotors	Ebimotors	Porsche 911 GT3 CUP 992	MC	<b>1'45.146</b>	2.526	0.256 14
29	<b>50 FENICI</b> Francesco Maria	ITA	The Driving Experiences	The Driving Experiences	Porsche 911 GT3 CUP 992	MC	<b>1'45.375</b>	2.755	0.229 15
30	<b>54 STEFANELLI</b> Stefano	ITA	Malucelli Motorsport	Malucelli Motorsport Esseracing	Porsche 911 GT3 CUP 992	MC	<b>1'45.427</b>	2.807	0.052 13
31	<b>80 CHIRIGUT</b> Horia-Traian	MEX	BeDriver	BeDriver	Porsche 911 GT3 CUP 992	MC	<b>1'47.769</b>	5.149	2.342 15

Qualifying Lap Time (110% of 1'42.518): **1'52.770**

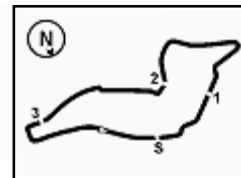
Humidity:	37%	Air	23°C
Condition:	DRY	Track	39°C

Stewards : Ronny Guarini Giuseppe Caridi Marino Tassinari

Start 11:12 End 11:59  
25/04/2026



**ACI Racing Weekend Imola, 25-26 Aprile 2026**  
**Best Sectors & Speed Qualifying**



Imola Circuit 4.909 m

**BEST LAP**

1	<b>8 DELLI GUANTI</b> Pietro	Porsche 911 GT3 CUP 992	1'42.350
2	<b>14 VAN SOELEN</b> Senna	Porsche 911 GT3 CUP 992	1'42.505
3	<b>32 QUARESMINI</b> Gianmarco	Porsche 911 GT3 CUP 992	1'42.627
4	<b>35 BRISTOT</b> Andrea	Porsche 911 GT3 CUP 992	1'42.699
5	<b>10 ZENDELI</b> Lirim	Porsche 911 GT3 CUP 992	1'42.776
6	<b>21 BERTONELLI</b> Diego	Porsche 911 GT3 CUP 992	1'42.864
7	<b>11 VOISIN</b> Callum	Porsche 911 GT3 CUP 992	1'42.877
8	<b>15 FESTANTE</b> Aldo	Porsche 911 GT3 CUP 992	1'42.884
9	<b>28 AMATI</b> Giorgio	Porsche 911 GT3 CUP 992	1'42.966
10	<b>20 HAUGHTON</b> Harley	Porsche 911 GT3 CUP 992	1'43.046
11	<b>31 BERTUCA</b> Cristian	Porsche 911 GT3 CUP 992	1'43.072
12	<b>3 CERQUI</b> Alberto	Porsche 911 GT3 CUP 992	1'43.148
13	<b>18 MEZZETTI</b> William	Porsche 911 GT3 CUP 992	1'43.172
14	<b>22 QUINTIERI</b> Ermanno	Porsche 911 GT3 CUP 992	1'43.248
15	<b>33 SCHAAP</b> Nathan	Porsche 911 GT3 CUP 992	1'43.375
16	<b>24 FANT</b> Filippo	Porsche 911 GT3 CUP 992	1'43.399
17	<b>7 BUTTI</b> Marco	Porsche 911 GT3 CUP 992	1'43.419
18	<b>56 BRUSA</b> Cesare	Porsche 911 GT3 CUP 992	1'43.519
19	<b>12 MARTINEZ</b> Luciano	Porsche 911 GT3 CUP 992	1'43.880
20	<b>25 CHELI</b> Lorenzo	Porsche 911 GT3 CUP 992	1'43.888
21	<b>4 DE PRENTER</b> Paul	Porsche 911 GT3 CUP 992	1'44.033
22	<b>19 D'AMICO</b> Andrea	Porsche 911 GT3 CUP 992	1'44.113
23	<b>17 BERTA</b> Benjamin	Porsche 911 GT3 CUP 992	1'44.197
24	<b>88 GIRONDI</b> Andrea	Porsche 911 GT3 CUP 992	1'44.380
25	<b>51 GNEMMI</b> Paolo	Porsche 911 GT3 CUP 992	1'44.443
26	<b>30 GAILLARD</b> Karen	Porsche 911 GT3 CUP 992	1'44.720
27	<b>54 STEFANELLI</b> Stefano	Porsche 911 GT3 CUP 992	1'44.799
28	<b>67 DE GIACOMI</b> Alex	Porsche 911 GT3 CUP 992	1'44.803
29	<b>75 GALLI</b> Andrea	Porsche 911 GT3 CUP 992	1'45.005
30	<b>50 FENICI</b> Francesco Maria	Porsche 911 GT3 CUP 992	1'45.015
31	<b>80 CHIRIGUT</b> Horia-Traian	Porsche 911 GT3 CUP 992	1'47.146

**SPEED**

1	<b>20 HAUGHTON</b> Harley	Porsche 911 GT3 CUP 992	283,5
2	<b>32 QUARESMINI</b> Gianmarco	Porsche 911 GT3 CUP 992	277,6
3	<b>67 DE GIACOMI</b> Alex	Porsche 911 GT3 CUP 992	276,9
4	<b>54 STEFANELLI</b> Stefano	Porsche 911 GT3 CUP 992	276,9
5	<b>17 BERTA</b> Benjamin	Porsche 911 GT3 CUP 992	276,9
6	<b>10 ZENDELI</b> Lirim	Porsche 911 GT3 CUP 992	276,9
7	<b>22 QUINTIERI</b> Ermanno	Porsche 911 GT3 CUP 992	276,2
8	<b>31 BERTUCA</b> Cristian	Porsche 911 GT3 CUP 992	276,2
9	<b>18 MEZZETTI</b> William	Porsche 911 GT3 CUP 992	275,5
10	<b>15 FESTANTE</b> Aldo	Porsche 911 GT3 CUP 992	275,5
11	<b>19 D'AMICO</b> Andrea	Porsche 911 GT3 CUP 992	275,5
12	<b>35 BRISTOT</b> Andrea	Porsche 911 GT3 CUP 992	275,5
13	<b>3 CERQUI</b> Alberto	Porsche 911 GT3 CUP 992	275,5
14	<b>33 SCHAAP</b> Nathan	Porsche 911 GT3 CUP 992	275,5
15	<b>11 VOISIN</b> Callum	Porsche 911 GT3 CUP 992	275,5
16	<b>28 AMATI</b> Giorgio	Porsche 911 GT3 CUP 992	275,5
17	<b>7 BUTTI</b> Marco	Porsche 911 GT3 CUP 992	275,5
18	<b>14 VAN SOELEN</b> Senna	Porsche 911 GT3 CUP 992	275,5
19	<b>12 MARTINEZ</b> Luciano	Porsche 911 GT3 CUP 992	275,5
20	<b>51 GNEMMI</b> Paolo	Porsche 911 GT3 CUP 992	275,5
21	<b>8 DELLI GUANTI</b> Pietro	Porsche 911 GT3 CUP 992	275,5
22	<b>21 BERTONELLI</b> Diego	Porsche 911 GT3 CUP 992	275,5
23	<b>30 GAILLARD</b> Karen	Porsche 911 GT3 CUP 992	275,5
24	<b>56 BRUSA</b> Cesare	Porsche 911 GT3 CUP 992	274,8
25	<b>88 GIRONDI</b> Andrea	Porsche 911 GT3 CUP 992	274,1
26	<b>24 FANT</b> Filippo	Porsche 911 GT3 CUP 992	274,1
27	<b>80 CHIRIGUT</b> Horia-Traian	Porsche 911 GT3 CUP 992	274,1
28	<b>75 GALLI</b> Andrea	Porsche 911 GT3 CUP 992	274,1
29	<b>4 DE PRENTER</b> Paul	Porsche 911 GT3 CUP 992	273,4
30	<b>50 FENICI</b> Francesco Maria	Porsche 911 GT3 CUP 992	272,0
31	<b>25 CHELI</b> Lorenzo	Porsche 911 GT3 CUP 992	270,7

**SEG. 1**

1	<b>8 DELLI GUANTI</b> Pietro	21.159
2	<b>21 BERTONELLI</b> Diego	21.228
3	<b>14 VAN SOELEN</b> Senna	21.232
4	<b>11 VOISIN</b> Callum	21.248
5	<b>28 AMATI</b> Giorgio	21.283
6	<b>35 BRISTOT</b> Andrea	21.288
7	<b>3 CERQUI</b> Alberto	21.290
8	<b>10 ZENDELI</b> Lirim	21.336
9	<b>15 FESTANTE</b> Aldo	21.349
10	<b>20 HAUGHTON</b> Harley	21.356
11	<b>24 FANT</b> Filippo	21.394
12	<b>31 BERTUCA</b> Cristian	21.397
13	<b>22 QUINTIERI</b> Ermanno	21.420
14	<b>32 QUARESMINI</b> Gianmarco	21.421
15	<b>18 MEZZETTI</b> William	21.432
16	<b>33 SCHAAP</b> Nathan	21.449
17	<b>17 BERTA</b> Benjamin	21.473
18	<b>4 DE PRENTER</b> Paul	21.475
19	<b>7 BUTTI</b> Marco	21.489
20	<b>12 MARTINEZ</b> Luciano	21.504
21	<b>19 D'AMICO</b> Andrea	21.551
22	<b>56 BRUSA</b> Cesare	21.566
23	<b>25 CHELI</b> Lorenzo	21.599
24	<b>88 GIRONDI</b> Andrea	21.635
25	<b>30 GAILLARD</b> Karen	21.636
26	<b>67 DE GIACOMI</b> Alex	21.744
27	<b>51 GNEMMI</b> Paolo	21.774
28	<b>75 GALLI</b> Andrea	21.786
29	<b>54 STEFANELLI</b> Stefano	21.825
30	<b>50 FENICI</b> Francesco Maria	21.905
31	<b>80 CHIRIGUT</b> Horia-Traian	22.062

**SEG. 2**

1	<b>8 DELLI GUANTI</b> Pietro	33.608
2	<b>14 VAN SOELEN</b> Senna	33.669
3	<b>35 BRISTOT</b> Andrea	33.705
4	<b>10 ZENDELI</b> Lirim	33.710
5	<b>32 QUARESMINI</b> Gianmarco	33.724
6	<b>7 BUTTI</b> Marco	33.784
7	<b>21 BERTONELLI</b> Diego	33.814
8	<b>15 FESTANTE</b> Aldo	33.831
9	<b>20 HAUGHTON</b> Harley	33.841
10	<b>11 VOISIN</b> Callum	33.874
11	<b>31 BERTUCA</b> Cristian	33.898
12	<b>3 CERQUI</b> Alberto	33.900
13	<b>18 MEZZETTI</b> William	33.926
14	<b>28 AMATI</b> Giorgio	33.928
15	<b>4 DE PRENTER</b> Paul	33.941
16	<b>33 SCHAAP</b> Nathan	33.943
17	<b>24 FANT</b> Filippo	33.958
18	<b>22 QUINTIERI</b> Ermanno	33.995
19	<b>12 MARTINEZ</b> Luciano	34.066
20	<b>25 CHELI</b> Lorenzo	34.081
21	<b>56 BRUSA</b> Cesare	34.129
22	<b>19 D'AMICO</b> Andrea	34.181
23	<b>30 GAILLARD</b> Karen	34.194
24	<b>17 BERTA</b> Benjamin	34.271
25	<b>88 GIRONDI</b> Andrea	34.273
26	<b>75 GALLI</b> Andrea	34.364
27	<b>51 GNEMMI</b> Paolo	34.383
28	<b>67 DE GIACOMI</b> Alex	34.407
29	<b>54 STEFANELLI</b> Stefano	34.606
30	<b>50 FENICI</b> Francesco Maria	34.606
31	<b>80 CHIRIGUT</b> Horia-Traian	35.286

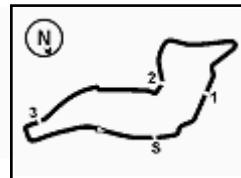
**SEG. 3**

1	<b>14 VAN SOELEN</b> Senna	28.957
2	<b>11 VOISIN</b> Callum	28.962
3	<b>8 DELLI GUANTI</b> Pietro	28.964
4	<b>35 BRISTOT</b> Andrea	28.964
5	<b>32 QUARESMINI</b> Gianmarco	29.038
6	<b>15 FESTANTE</b> Aldo	29.042
7	<b>21 BERTONELLI</b> Diego	29.045
8	<b>22 QUINTIERI</b> Ermanno	29.075
9	<b>20 HAUGHTON</b> Harley	29.113
10	<b>18 MEZZETTI</b> William	29.119
11	<b>28 AMATI</b> Giorgio	29.127
12	<b>31 BERTUCA</b> Cristian	29.146
13	<b>12 MARTINEZ</b> Luciano	29.148
14	<b>10 ZENDELI</b> Lirim	29.165
15	<b>7 BUTTI</b> Marco	29.180
16	<b>24 FANT</b> Filippo	29.208
17	<b>3 CERQUI</b> Alberto	29.214
18	<b>33 SCHAAP</b> Nathan	29.271
19	<b>25 CHELI</b> Lorenzo	29.273
20	<b>4 DE PRENTER</b> Paul	29.311
21	<b>19 D'AMICO</b> Andrea	29.313
22	<b>56 BRUSA</b> Cesare	29.314
23	<b>51 GNEMMI</b> Paolo	29.545
24	<b>88 GIRONDI</b> Andrea	29.546
25	<b>67 DE GIACOMI</b> Alex	29.555
26	<b>54 STEFANELLI</b> Stefano	29.671
27	<b>75 GALLI</b> Andrea	29.684
28	<b>30 GAILLARD</b> Karen	29.699
29	<b>17 BERTA</b> Benjamin	29.712
30	<b>50 FENICI</b> Francesco Maria	29.861
31	<b>80 CHIRIGUT</b> Horia-Traian	30.331

**SEG. 4**

1	<b>32 QUARESMINI</b> Gianmarco	18.377
2	<b>10 ZENDELI</b> Lirim	18.401
3	<b>35 BRISTOT</b> Andrea	18.403
4	<b>21 BERTONELLI</b> Diego	18.417
5	<b>31 BERTUCA</b> Cristian	18.420
6	<b>15 FESTANTE</b> Aldo	18.424
7	<b>14 VAN SOELEN</b> Senna	18.435
8	<b>8 DELLI GUANTI</b> Pietro	18.457
9	<b>28 AMATI</b> Giorgio	18.457
10	<b>33 SCHAAP</b> Nathan	18.472
11	<b>22 QUINTIERI</b> Ermanno	18.496
12	<b>24 FANT</b> Filippo	18.509
13	<b>56 BRUSA</b> Cesare	18.510
14	<b>12 MARTINEZ</b> Luciano	18.519
15	<b>18 MEZZETTI</b> William	18.530
16	<b>17 BERTA</b> Benjamin	18.536
17	<b>3 CERQUI</b> Alberto	18.538
18	<b>20 HAUGHTON</b> Harley	18.561
19	<b>7 BUTTI</b> Marco	18.576
20	<b>11 VOISIN</b> Callum	18.580
21	<b>4 DE PRENTER</b> Paul	18.584
22	<b>50 FENICI</b> Francesco Maria	18.616
23	<b>67 DE GIACOMI</b> Alex	18.665
24	<b>19 D'AMICO</b> Andrea	18.672
25	<b>51 GNEMMI</b> Paolo	18.688
26	<b>54 STEFANELLI</b> Stefano	18.697
27	<b>30 GAILLARD</b> Karen	18.703
28	<b>75 GALLI</b> Andrea	18.706
29	<b>25 CHELI</b> Lorenzo	18.733
30	<b>88 GIRONDI</b> Andrea	18.762
31	<b>80 CHIRIGUT</b> Horia-Traian	18.953





## ACI Racing Weekend Imola, 25-26 Aprile 2026

### Ideal Time Qualifying

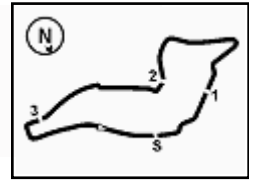
Imola Circuit 4.909 m

No.	Driver	Car	Seg. 1	Seg. 2	Seg. 3	Seg. 4	Ideal Time		
			Diff. 1	Diff. 2	Diff. 3	Diff. 4	Best Lap	Pos.	Diff.
1	<b>8 DELLI GUANTI P.</b> (ITA)	Porsche 911 GT3 CUP 992	<b>21.159</b>	<b>33.608</b> +0.051	28.964 +0.089	18.457 +0.022	<b>1'42.188</b> 1'42.350	1	0.162
2	<b>14 VAN SOELEN S.</b> (NLD)	Porsche 911 GT3 CUP 992	21.232	33.669	<b>28.957</b> +0.212	18.435	<b>1'42.293</b> 1'42.505	2	0.212
3	<b>35 BRISTOT A.</b> (ITA)	Porsche 911 GT3 CUP 992	21.288	33.705	28.964 +0.130	18.403 +0.209	<b>1'42.360</b> 1'42.699	4	0.339
4	<b>21 BERTONELLI D.</b> (ITA)	Porsche 911 GT3 CUP 992	21.228 +0.157	33.814 +0.203	29.045	18.417	<b>1'42.504</b> 1'42.864	6	0.360
5	<b>32 QUARESMINI G.</b> (ITA)	Porsche 911 GT3 CUP 992	21.421 +0.067	33.724	29.038	<b>18.377</b>	<b>1'42.560</b> 1'42.627	3	0.067
6	<b>10 ZENDELI L.</b> (DEU)	Porsche 911 GT3 CUP 992	21.336 +0.039	33.710	29.165 +0.125	18.401	<b>1'42.612</b> 1'42.776	5	0.164
7	<b>15 FESTANTE A.</b> (ITA)	Porsche 911 GT3 CUP 992	21.349 +0.234	33.831 +0.004	29.042	18.424	<b>1'42.646</b> 1'42.884	8	0.238
8	<b>11 VOISIN C.</b> (GBR)	Porsche 911 GT3 CUP 992	21.248 +0.159	33.874 +0.054	28.962	18.580	<b>1'42.664</b> 1'42.877	7	0.213
9	<b>28 AMATI G.</b> (ITA)	Porsche 911 GT3 CUP 992	21.283 +0.105	33.928	29.127 +0.006	18.457 +0.060	<b>1'42.795</b> 1'42.966	9	0.171
10	<b>31 BERTUCA C.</b> (ITA)	Porsche 911 GT3 CUP 992	21.397 +0.211	33.898	29.146	18.420	<b>1'42.861</b> 1'43.072	11	0.211
11	<b>20 HAUGHTON H.</b> (GBR)	Porsche 911 GT3 CUP 992	21.356 +0.175	33.841	29.113	18.561	<b>1'42.871</b> 1'43.046	10	0.175
12	<b>3 CERQUI A.</b> (ITA)	Porsche 911 GT3 CUP 992	21.290 +0.089	33.900 +0.075	29.214 +0.006	18.538 +0.036	<b>1'42.942</b> 1'43.148	12	0.206
13	<b>22 QUINTIERI E.</b> (ITA)	Porsche 911 GT3 CUP 992	21.420 +0.107	33.995 +0.075	29.075	18.496 +0.080	<b>1'42.986</b> 1'43.248	14	0.262
14	<b>18 MEZZETTI W.</b> (ITA)	Porsche 911 GT3 CUP 992	21.432 +0.165	33.926	29.119	18.530	<b>1'43.007</b> 1'43.172	13	0.165
15	<b>7 BUTTI M.</b> (ITA)	Porsche 911 GT3 CUP 992	21.489	33.784 +0.214	29.180 +0.169	18.576 +0.007	<b>1'43.029</b> 1'43.419	17	0.390
16	<b>24 FANT F.</b> (ITA)	Porsche 911 GT3 CUP 992	21.394 +0.157	33.958	29.208 +0.057	18.509 +0.116	<b>1'43.069</b> 1'43.399	16	0.330
17	<b>33 SCHAAP N.</b> (NLD)	Porsche 911 GT3 CUP 992	21.449 +0.195	33.943 +0.045	29.271	18.472	<b>1'43.135</b> 1'43.375	15	0.240
18	<b>12 MARTINEZ L.</b> (ARG)	Porsche 911 GT3 CUP 992	21.504 +0.083	34.066 +0.288	29.148 +0.178	18.519 +0.094	<b>1'43.237</b> 1'43.880	19	0.643
19	<b>4 DE PRENTER P.</b> (NLD)	Porsche 911 GT3 CUP 992	21.475 +0.018	33.941	29.311 +0.704	18.584	<b>1'43.311</b> 1'44.033	21	0.722
20	<b>56 BRUSA C.</b> (ITA)	Porsche 911 GT3 CUP 992	21.566	34.129	29.314	18.510	<b>1'43.519</b> 1'43.519	18	
21	<b>25 CHELI L.</b> (SMR)	Porsche 911 GT3 CUP 992	21.599	34.081	29.273 +0.136	18.733 +0.066	<b>1'43.686</b> 1'43.888	20	0.202
22	<b>19 D'AMICO A.</b> (ITA)	Porsche 911 GT3 CUP 992	21.551 +0.017	34.181 +0.135	29.313 +0.147	18.672 +0.097	<b>1'43.717</b> 1'44.113	22	0.396
23	<b>17 BERTA B.</b> (HUN)	Porsche 911 GT3 CUP 992	21.473 +0.205	34.271	29.712	18.536	<b>1'43.992</b> 1'44.197	23	0.205
24	<b>88 GIRONDI A.</b> (ITA)	Porsche 911 GT3 CUP 992	21.635 +0.154	34.273	29.546	18.762 +0.010	<b>1'44.216</b> 1'44.380	24	0.164
25	<b>30 GAILLARD K.</b> (CHE)	Porsche 911 GT3 CUP 992	21.636 +0.321	34.194 +0.167	29.699	18.703	<b>1'44.232</b> 1'44.720	26	0.488
26	<b>67 DE GIACOMI A.</b> (ITA)	Porsche 911 GT3 CUP 992	21.744 +0.004	34.407 +0.383	29.555	18.665 +0.045	<b>1'44.371</b> 1'44.803	28	0.432
27	<b>51 GNEMMI P.</b> (ITA)	Porsche 911 GT3 CUP 992	21.774 +0.053	34.383	29.545	18.688	<b>1'44.390</b> 1'44.443	25	0.053
28	<b>75 GALLI A.</b> (ITA)	Porsche 911 GT3 CUP 992	21.786 +0.128	34.364	29.684 +0.219	18.706 +0.118	<b>1'44.540</b> 1'45.005	29	0.465
29	<b>54 STEFANELLI S.</b> (ITA)	Porsche 911 GT3 CUP 992	21.825	34.606	29.671	18.697	<b>1'44.799</b> 1'44.799	27	
30	<b>50 FENICI F.</b> (ITA)	Porsche 911 GT3 CUP 992	21.905	34.606 +0.027	29.861	18.616	<b>1'44.988</b> 1'45.015	30	0.027
31	<b>80 CHIRIGUT H.</b> (MEX)	Porsche 911 GT3 CUP 992	22.062 +0.340	35.286 +0.159	30.331 +0.015	18.953	<b>1'46.632</b> 1'47.146	31	0.514
<b>Overall Ideal Time</b>			<b>21.159</b>	<b>33.608</b>	<b>28.957</b>	<b>18.377</b>	<b>1'42.101</b>		



ACI Racing Weekend Imola, 25-26 Aprile 2026

Analisi Tempi Qualifying



Imola Circuit 4.909 m

1 / 5

3 A. CERQUI (1'43.148)								10 L. ZENDELI (1'42.776)							
Lap	Seg.1	Seg.2	Seg.3	Seg.4	Lap Time	km/h	Local Time	Lap	Seg.1	Seg.2	Seg.3	Seg.4	Lap Time	km/h	Local Time
1	48.083	43.532	33.782	20.264	2'25.661P	123,7	11:20'51.711	1	45.299	42.428	33.432	20.261	2'21.420P	143,6	11:23'16.150
2	24.000	37.308	34.182	21.894	1'57.384	264,1	11:25'14.756	2	23.917	37.460	32.941	21.548	1'55.866	223,6	11:25'12.016
3	21.794	34.356	29.413	18.625	1'44.188	274,1	11:26'58.944	3	21.534	34.257	29.690	20.638	1'46.119	274,8	11:26'58.135
4	21.390	34.259	29.368	18.742	1'43.759	<b>275,5</b>	11:28'42.703	4	21.367	33.902	29.191	18.646	1'43.106	274,1	11:28'41.241
5	21.379	33.975	29.220	18.574	<b>1'43.148</b>	274,1	11:30'25.851	5	21.358	33.756	29.367	18.510	1'42.991	274,8	11:30'24.232
6	21.405	<b>33.900</b>	29.511	11'05.284	12'30.100P	274,1	11:42'55.951	6	21.376	33.917	36.106	13'39.642	15'11.041P	273,4	11:45'35.273
7	41.620	40.157	33.166	19.194	2'14.137P	149,0	11:45'10.088	7	40.959	42.026	35.112	20.055	2'18.152P	170,1	11:47'53.425
8	22.375	35.153	32.583	21.991	1'52.102	271,4	11:47'02.190	8	24.282	1'02.968	59.558	46.580	3'13.388CP	200,7	11:51'06.813
9	21.452	34.046	30.318	41.053	2'06.869CP	272,7	11:49'09.059	9	1'40.259	42.396	35.137	19.914	3'17.706P	177,0	11:54'24.519
10	3'23.250	35.758	34.651	19.241	4'52.900P	181,8	11:54'01.959	10	<b>21.336</b>	33.869	<b>29.165</b>	18.466	1'42.836	274,1	11:56'07.355
11	21.500	33.926	<b>29.214</b>	18.686	1'43.326	271,4	11:55'45.285	11	21.375	<b>33.710</b>	29.290	<b>18.401</b>	<b>1'42.776</b>	275,5	11:57'50.131
12	21.369	33.962	29.316	<b>18.538</b>	1'43.185	274,1	11:57'28.470	12	21.347	50.233				<b>276,9</b>	
13	<b>21.290</b>	33.939	47.449			<b>275,5</b>									

4 P. DE PRENTER (1'44.033)								11 C. VOISIN (1'42.877)							
Lap	Seg.1	Seg.2	Seg.3	Seg.4	Lap Time	km/h	Local Time	Lap	Seg.1	Seg.2	Seg.3	Seg.4	Lap Time	km/h	Local Time
1	27.434	51.431	45.364	23.176	2'00.849	170,9	11:24'07.953	1	45.996	40.515	33.678	20.023	2'20.212P	139,9	11:23'30.819
2	23.303	42.515	31.996	18.904	1'46.520	266,7	11:26'08.802	2	24.015	37.337	32.117	19.703	1'53.172	253,5	11:25'23.991
3	21.493	35.066	<b>29.311</b>	18.840	1'44.033	272,0	11:27'55.322	3	22.913	35.091	31.844	18.677	1'48.525	262,8	11:27'12.516
4	<b>21.475</b>	34.049	30.015	18.584	1'44.033	272,0	11:29'39.355	4	21.359	34.101	29.297	18.724	1'43.481	274,1	11:28'55.997
5	21.497	34.359	31.588	38.109	2'05.553P	<b>273,4</b>	11:33'43.608	5	<b>21.248</b>	34.144	29.435	18.693	1'43.520	<b>275,5</b>	11:30'39.517
6	10'21.767	51.112	43.341	22.237	12'18.457P	153,2	11:46'02.065	6	21.393	34.056	29.305	18.739	1'43.493	<b>275,5</b>	11:32'23.010
7	24.704	43.012	31.731	19.059	1'58.506	262,8	11:48'00.571	7	21.521	34.210	29.767	8'26.659	9'52.157P	270,7	11:42'15.167
8	22.229	59.924	59.364	48.636	3'10.153CP	270,0	11:51'10.724	8	42.966	39.661	33.206	19.614	2'15.447P	145,9	11:44'30.614
9	1'49.053	35.610	33.360	19.064	3'17.087P	111,2	11:54'27.811	9	23.544	35.894	30.778	19.653	1'49.869	253,5	11:46'20.483
10	21.803	34.286	29.682	18.708	1'44.479	267,3	11:56'12.290	10	22.589	35.614	34.498	20.792	1'53.493	266,7	11:48'13.976
11	21.557	34.295	29.608	18.673	1'44.133	270,0	11:57'56.423	11	29.911	50.057	55.846	2'49.657	5'05.471P	243,8	11:50'19.447
12	22.418	44.199				270,0		12	38.864	35.544	32.117	18.697	2'05.222P	169,3	11:55'24.669
								13	21.407	33.928	<b>28.962</b>	<b>18.580</b>	<b>1'42.877</b>	274,1	11:57'07.546
								14	21.382	<b>33.874</b>	32.759			272,7	

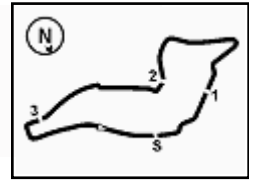
7 M. BUTTI (1'43.419)								12 L. MARTINEZ (1'43.880)							
Lap	Seg.1	Seg.2	Seg.3	Seg.4	Lap Time	km/h	Local Time	Lap	Seg.1	Seg.2	Seg.3	Seg.4	Lap Time	km/h	Local Time
1	23.745	45.725	34.381	19.986	1'52.968	255,9	11:25'26.237	1	44.521	39.350	33.335	21.557	2'18.763P	158,1	11:23'41.595
2	22.580	35.390	31.006	19.649	1'48.625	268,7	11:27'14.862	2	26.055	36.383	32.623	19.998	1'55.059	218,6	11:25'36.654
3	21.561	34.060	29.302	18.645	1'43.568	272,7	11:28'58.430	3	26.822	35.788	34.632	19.040	1'56.282	139,4	11:27'32.936
4	<b>21.489</b>	33.998	29.349	18.583	<b>1'43.419</b>	<b>275,5</b>	11:30'41.849	4	21.801	34.563	29.350	18.684	1'44.398	272,0	11:29'17.334
5	21.629	34.100	<b>29.180</b>	38.121	2'03.030P	274,1	11:32'44.879	5	<b>21.504</b>	<b>34.066</b>	29.973	18.567	1'44.110	272,7	11:31'01.444
6	10'40.108	36.290	31.415	19.606	12'07.419P	170,3	11:44'52.298	6	21.657	34.227	29.455	18.750	1'44.089	272,7	11:32'45.533
7	23.106	36.060	32.591	18.845	1'50.602	266,7	11:46'42.900	7	21.587	34.354	29.326	18.613	<b>1'43.880</b>	272,7	11:34'29.413
8	21.642	33.856	29.277	18.621	1'43.396C	272,0	11:48'26.296	8	21.697	34.557	29.782	6'20.606	7'46.642P	269,3	11:42'16.055
9	32.246	50.269	47.852	1'06.629	3'16.996CP	142,1	11:51'43.292	9	42.839	39.737	35.116	19.685	2'17.377P	155,8	11:44'33.432
10	1'22.667	48.320	59.024	21.116	3'31.127P	144,0	11:55'14.419	10	23.582	34.901	37.667	18.901	1'55.051	248,8	11:46'28.483
11	21.765	34.008	29.276	<b>18.576</b>	1'43.625	272,0	11:56'58.044	11	21.612	34.135	29.602	22.809	1'48.158	<b>275,5</b>	11:48'16.641
12	<b>21.489</b>	<b>33.784</b>	29.284			272,7		12	29.138	49.845	55.816	1'50.863	4'05.662P	210,9	11:52'22.303
								13	43.927	51.041	41.834	18.837	2'35.639P	148,6	11:54'57.942
								14	21.600	34.241	29.943	<b>18.519</b>	1'44.303	271,4	11:56'42.245
								15	21.600	34.415	<b>29.148</b>	18.753	1'43.916C	274,1	11:58'26.161
								16	27.444					187,8	

8 P. DELLI GUANTI (1'42.350)								14 S. VAN SOELEN (1'42.505)							
Lap	Seg.1	Seg.2	Seg.3	Seg.4	Lap Time	km/h	Local Time	Lap	Seg.1	Seg.2	Seg.3	Seg.4	Lap Time	km/h	Local Time
1	41.898	42.560	35.972	20.311	2'20.741P	171,4	11:23'01.232	1	47.606	49.250	36.240	20.525	2'33.621P	139,2	11:23'04.887
2	24.013	38.375	31.791	18.838	1'53.017	237,9	11:24'54.249	2	24.113	37.296	35.907	21.532	1'58.848	239,5	11:25'03.735
3	21.490	34.040	29.375	18.560	1'43.465	272,7	11:26'37.714	3	23.392	35.023	31.375	18.778	1'48.568	223,6	11:26'52.303
4	21.357	33.780	29.072	18.502	1'42.711	272,7	11:28'20.425	4	21.535	33.979	29.170	18.621	1'43.305	273,4	11:28'35.608
5	21.492	37.119	37.063	19.780	1'55.454	274,1	11:30'15.879	5	21.349	33.742	29.038	18.491	1'42.620	274,1	11:30'18.228
6	21.453	33.896	<b>28.964</b>	11'09.396	12'33.709P	271,4	11:42'49.588	6	21.384	33.786	29.210	18.510	1'42.890	<b>275,5</b>	11:32'01.118
7	39.545	41.871	34.229	18.949	2'14.594P	178,5	11:45'04.182	7	25.127	40.210	34.420	9'02.144	10'41.901P	231,8	11:42'43.019
8	22.002	34.354	34.593	23.299	1'54.248	269,3	11:46'58.430	8	40.284	35.773	30.862	19.150	2'06.069P	163,4	11:44'49.088
9	21.290	<b>33.608</b>	28.960	40.796	2'04.654CP	272,7	11:49'03.084	9	22.486	35.451	31.032	18.959	1'47.928	269,3	11:46'37.016
10	3'26.148	34.420	30.443	18.769	4'49.780P	184,0	11:53'52.864	10	21.303	33.697	29.155	18.422	1'42.577C	274,1	11:48'19.593
11	21.428	33.712	29.089	<b>18.457</b>	1'42.686	272,0	11:55'35.550								
12	<b>21.159</b>	33.659	29.053	18.479	<b>1'42.350</b>	<b>275,5</b>	11:57'17.900								
13	21.320	35.229	33.868			<b>275,5</b>									



ACI Racing Weekend Imola, 25-26 Aprile 2026

Analisi Tempi Qualifying



Imola Circuit 4.909 m

2 / 5

11	30.440	50.250	52.208	2'37.078	4'49.976P	172,2	11:53'09.569
12	36.937	35.703	30.651	20.372	2'03.663P	180,9	11:55'13.232
13	<b>21.232</b>	<b>33.669</b>	29.169	<b>18.435</b>	<b>1'42.505</b>	<b>275,5</b>	11:56'55.737
14	21.440	33.787	<b>28.957</b>			<b>275,5</b>	

7	21.568	34.316	29.460	18.769	<b>1'44.113</b>	272,7	11:26'20.235
8	21.722	34.261	1'06.979	11'32.457	13'35.419CP	<b>275,5</b>	11:39'55.654
9	49.752	41.771	34.289	21.252	2'27.064P	135,2	11:42'22.718
10	25.057	37.680	31.710	18.837	1'53.284	226,9	11:44'16.002
11	21.714	34.421	29.471	18.694	1'44.300	270,0	11:46'00.302
12	21.644	<b>34.181</b>	29.671	<b>18.672</b>	1'44.168	270,7	11:47'44.470
13	<b>21.551</b>	38.849	40.596	42.078	2'23.074CP	271,4	11:50'07.544
14	2'36.282	35.252	30.849	20.649	4'03.032P	180,0	11:54'10.576
15	22.029	34.365	<b>29.313</b>	18.757	1'44.464	274,1	11:55'55.040
16	21.818	40.057	30.279	19.106	1'51.260	274,1	11:57'46.300
17	21.731	35.216					

15 A. FESTANTE (1'42.884)

Lap	Seg.1	Seg.2	Seg.3	Seg.4	Lap Time	km/h	Local Time
							11:20'38.599
1	43.381	44.492	36.492	20.489	2'24.854P	168,8	11:23'03.453
2	23.636	37.669	31.881	19.045	1'52.231	243,8	11:24'55.684
3	21.951	34.390	29.305	18.922	1'44.568C	<b>275,5</b>	11:26'40.252
4	21.394	33.978	30.344	18.548	1'44.264	<b>275,5</b>	11:28'24.516
5	21.492	33.979	29.282	18.516	1'43.269	274,1	11:30'07.785
6	21.458	33.841	29.189	18.580	1'43.068	<b>275,5</b>	11:31'50.853
7	21.363	34.286	30.309	9'30.195	10'56.153CP	<b>275,5</b>	11:42'47.006
8	40.913	36.987	32.102	19.381	2'09.383P	171,7	11:44'56.389
9	22.909	35.449	32.356	20.187	1'50.901	271,4	11:46'47.290
10	21.570	33.913	29.167	5'02.146	6'26.796P	271,4	11:53'14.086
11	37.784	35.657	30.665	20.678	2'04.784P	178,8	11:55'18.870
12	21.583	33.835	<b>29.042</b>	<b>18.424</b>	<b>1'42.884</b>	272,7	11:57'01.754
13	<b>21.349</b>	<b>33.831</b>	28.953			273,4	

20 H. HAUGHTON (1'43.046)

Lap	Seg.1	Seg.2	Seg.3	Seg.4	Lap Time	km/h	Local Time
							11:23'54.016
1	45.172	40.801	32.515	20.195	2'18.683P	109,9	11:26'12.699
2	23.845	35.858	29.981	18.733	1'48.417	259,0	11:28'01.116
3	21.636	34.089	29.334	18.691	1'43.750C	270,0	11:29'44.866
4	21.411	34.036	29.244	18.504	1'43.195C	272,7	11:31'28.061
5	21.419	33.947	29.125	18.579	1'43.070	272,0	11:33'11.131
6	21.421	35.511	31.150	10'45.839	12'13.921P	274,1	11:45'25.052
7	44.979	39.538	31.901	19.256	2'15.674P	109,6	11:47'40.726
8	21.960	40.752	39.165	42.134	2'24.011CP	264,1	11:50'04.737
9	2'38.152	35.180	30.325	21.500	4'05.157P	173,9	11:54'09.894
10	21.531	<b>33.841</b>	<b>29.113</b>	<b>18.561</b>	<b>1'43.046</b>	274,1	11:55'52.940
11	21.881	34.225	31.409	19.036	1'46.551	<b>283,5</b>	11:57'39.491
12	<b>21.356</b>	34.917				274,1	

17 B. BERTA (1'44.197)

Lap	Seg.1	Seg.2	Seg.3	Seg.4	Lap Time	km/h	Local Time
							11:13'38.417
1	46.428	42.368	36.416	20.824	2'26.036P	175,3	11:16'04.453
2	24.335	37.379	35.646	19.434	1'56.794	243,8	11:18'01.247
3	22.034	34.930	29.848	18.796	1'45.608	271,4	11:19'46.855
4	21.816	34.695	29.852	18.798	1'45.161	271,4	11:21'32.016
5	24.168	35.640	31.919	19.009	1'50.736	272,0	11:23'22.752
6	22.864	36.009	37.150	22.074	1'58.097	260,2	11:25'20.849
7	21.818	34.902	30.149	18.762	1'45.631	274,8	11:27'06.480
8	22.180	34.780	29.723	18.748	1'45.431	275,5	11:28'51.911
9	22.192	34.674	29.752	12'46.782	14'13.400P	274,1	11:43'05.311
10	40.216	38.977	33.693	20.694	2'13.580P	176,5	11:45'18.891
11	23.157	35.733	39.841	21.030	1'59.761	270,7	11:47'18.652
12	21.744	35.012	37.585	49.682	2'24.023CP	271,4	11:49'42.675
13	2'59.704	36.290	32.015	21.110	4'29.119P	180,0	11:54'11.794
14	21.678	<b>34.271</b>	<b>29.712</b>	<b>18.536</b>	<b>1'44.197</b>	275,5	11:55'55.991
15	21.661	34.401	29.836	18.572	1'44.470	<b>276,9</b>	11:57'40.461
16	<b>21.473</b>	34.811				275,5	

21 D. BERTONELLI (1'42.864)

Lap	Seg.1	Seg.2	Seg.3	Seg.4	Lap Time	km/h	Local Time
							11:20'56.294
1	44.911	42.682	34.307	21.000	2'22.900P	158,8	11:23'19.194
2	23.579	36.464	36.409	22.150	1'58.602	247,7	11:25'17.796
3	21.744	35.027	29.375	18.638	1'44.784	272,7	11:27'02.580
4	21.581	33.875	29.135	18.490	1'43.081	274,1	11:28'45.661
5	21.385	34.017	<b>29.045</b>	<b>18.417</b>	<b>1'42.864</b>	274,1	11:30'28.525
6	21.250	33.981	29.962	13'45.392	15'10.585P	274,1	11:45'39.110
7	39.673	41.098	35.118	20.193	2'16.082P	179,1	11:47'55.192
8	23.507	1'02.868	59.594	47.192	3'13.161CP	245,5	11:51'08.353
9	1'38.871	36.354	38.080	20.799	3'14.104P	179,4	11:54'22.457
10	21.354	<b>33.814</b>	29.379	18.462	1'43.009	272,7	11:56'05.466
11	<b>21.228</b>	34.161	29.159	18.420	1'42.968	<b>275,5</b>	11:57'48.434
12	21.328	37.941				274,1	

18 W. MEZZETTI (1'43.172)

Lap	Seg.1	Seg.2	Seg.3	Seg.4	Lap Time	km/h	Local Time
							11:20'44.360
1	47.784	39.046	34.958	20.404	2'22.192P	103,5	11:23'06.552
2	24.039	37.029	31.998	18.865	1'51.931	247,7	11:24'58.483
3	21.563	34.290	29.250	18.600	1'43.703	272,7	11:26'42.186
4	21.510	33.981	29.621	19.284	1'44.396	274,1	11:28'26.582
5	<b>21.432</b>	34.221	29.279	18.575	1'43.507	274,1	11:30'10.089
6	21.758	34.877	30.305	11'16.009	12'42.949P	<b>275,5</b>	11:42'53.038
7	38.336	40.187	34.733	18.818	2'12.074P	175,6	11:45'05.112
8	21.640	34.500	34.506	19.068	1'49.714	270,0	11:46'54.826
9	21.504			2'32.854	6'33.394P	271,4	11:53'28.220
10	37.197	35.063	31.979	18.763	2'03.002P	178,2	11:55'31.222
11	21.597	<b>33.926</b>	<b>29.119</b>	<b>18.530</b>	<b>1'43.172</b>	271,4	11:57'14.394
12	21.553	33.972	31.905			271,4	

22 E. QUINTIERI (1'43.248)

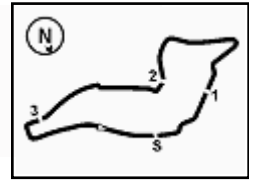
Lap	Seg.1	Seg.2	Seg.3	Seg.4	Lap Time	km/h	Local Time
							11:24'35.512
1	25.261	35.860	30.367	18.824	1'50.312	229,3	11:26'25.824
2	21.765	34.423	29.428	18.691	1'44.307	272,7	11:28'10.131
3	21.527	34.070	<b>29.075</b>	18.576	<b>1'43.248</b>	274,1	11:29'53.379
4	21.426	34.158	31.693	18.691	1'45.968	<b>276,2</b>	11:31'39.347
5	21.511	36.277	30.259	42.485	2'10.532P	274,1	11:33'49.879
6	10'57.673	38.450	33.271	19.788	12'29.182P	140,8	11:46'19.061
7	24.148	36.500	32.604	18.962	1'52.214	259,0	11:48'11.275
8	28.441	50.016	57.039	51.612	3'07.108CP	272,7	11:51'18.383
9	1'44.767	38.839	35.555	19.326	3'18.487P	117,1	11:54'36.870
10	21.596	34.226	29.142	<b>18.496</b>	1'43.460	275,5	11:56'20.330
11	<b>21.420</b>	<b>33.995</b>	29.445	18.589	1'43.449	274,1	11:58'03.779
12	21.725	50.381				<b>276,2</b>	

19 A. D'AMICO (1'44.113)

Lap	Seg.1	Seg.2	Seg.3	Seg.4	Lap Time	km/h	Local Time
							11:13'05.260
1	47.487	46.157	36.867	21.015	2'31.526P	122,0	11:15'36.786
2	25.705	36.975	31.964	20.658	1'55.302	219,5	11:17'32.088
3	22.100	34.644	29.826	18.833	1'45.403	270,7	11:19'17.491
4	21.886	34.525	29.604	18.858	1'44.873	268,7	11:21'02.364
5	23.237	37.265	29.619	18.765	1'48.886	264,1	11:22'51.250
6	21.868	34.757					

ACI Racing Weekend Imola, 25-26 Aprile 2026

Analisi Tempi Qualifying



Imola Circuit 4.909 m

5	21.513	34.156	29.373	<b>18.509</b>	1'43.551	271,4	11:30'22.127
6	21.756	34.383	30.556	19.101	1'45.796	273,4	11:32'07.923
7	21.521	37.500	35.445	9'02.557	10'37.023P	271,4	11:42'44.946
8	41.524	37.498	33.724	20.380	2'13.126P	165,9	11:44'58.072
9	23.260	35.814	34.237	21.235	1'54.546	261,5	11:46'52.618
10	21.562	34.021	29.447	44.489	2'09.519CP	271,4	11:49'02.137
11	3'27.327	35.089	30.663	18.822	4'51.901P	179,4	11:53'54.038
12	22.108	36.349	31.765	19.614	1'49.836	270,0	11:55'43.874
13	21.551	<b>33.958</b>	29.265	18.625	<b>1'43.399</b>	273,4	11:57'27.273
14	<b>21.394</b>	33.900	46.208			<b>274,1</b>	

**31 C. BERTUCA (1'43.072)**

Lap	Seg.1	Seg.2	Seg.3	Seg.4	Lap Time	km/h	Local Time
1	23.085	36.099	31.680	19.568	1'50.362	269,3	11:26'21.118
2	21.487	34.221	29.862	18.525	1'44.095	272,7	11:28'05.213
3	<b>21.397</b>	34.078	29.278	18.580	1'43.333	273,4	11:29'48.546
4	22.049	33.947	36.843	19.197	1'52.036	275,5	11:31'40.582
5	21.614	34.357	29.595	38.790	2'04.356P	272,7	11:33'44.938
6	1'00.184	38.895	33.483	20.201	12'32.763P	116,4	11:46'17.701
7	23.576	36.106	32.568	18.782	1'51.032	259,0	11:48'08.733
8	29.199	50.379	57.034	50.538	3'07.150CP	271,4	11:51'15.883
9	1'45.847	39.257	34.843	19.405	3'19.352P	114,3	11:54'35.235
10	21.608	<b>33.898</b>	<b>29.146</b>	<b>18.420</b>	<b>1'43.072</b>	274,1	11:56'18.307
11	21.669	33.949	29.464	18.875	1'43.957	<b>276,2</b>	11:58'02.264
12	21.386	50.877				274,1	

**25 L. CHELI (1'43.888)**

Lap	Seg.1	Seg.2	Seg.3	Seg.4	Lap Time	km/h	Local Time
1	48.455	42.945	36.792	21.166	2'29.358P	145,4	11:15'56.646
2	24.061	37.324	30.193	19.045	1'50.623	265,4	11:17'47.269
3	21.978	34.420	30.315	18.901	1'45.614	268,7	11:19'32.883
4	21.867	34.271	29.332	19.399	1'44.869	268,7	11:21'17.752
5	24.639	36.532	33.754	21.450	1'56.375	269,3	11:23'14.127
6	29.580	46.907	47.822	21.341	2'25.650	160,0	11:25'39.777
7	21.792	36.378	29.406	18.814	1'46.390	270,0	11:27'26.167
8	21.788	34.593	29.511	<b>18.733</b>	1'44.625	269,3	11:29'10.792
9	<b>21.599</b>	<b>34.081</b>	29.409	18.799	<b>1'43.888</b>	270,0	11:30'54.680
10	22.415	35.218	30.250	7'45.964	9'13.847P	270,0	11:40'08.527
11	44.100	40.301	34.457	20.165	2'19.023P	172,5	11:42'27.550
12	23.424	39.748	31.545	19.353	1'54.070	261,5	11:44'21.620
13	22.380	34.779	<b>29.273</b>	18.753	1'45.185	270,0	11:46'06.805
14	21.650	34.229	29.665	18.966	1'44.510	270,0	11:47'51.315
15	21.729	48.305	50.663	2'56.810	4'57.507P	<b>270,7</b>	11:52'48.822
16	44.046	35.672	40.426	19.169	2'19.313P	178,2	11:55'08.135
17	21.693	34.108	29.443	18.786	1'44.030	269,3	11:56'52.165
18	28.695	57.461	47.049			225,5	

**32 G. QUARESMINI (1'42.627)**

Lap	Seg.1	Seg.2	Seg.3	Seg.4	Lap Time	km/h	Local Time
1	44.701	39.835	32.566	19.394	2'16.496P	162,4	11:22'09.493
2	23.057	36.814	33.803	19.171	1'52.845	266,7	11:26'18.834
3	21.952	39.144	30.559	18.761	1'50.416	274,1	11:28'09.250
4	21.644	33.949	<b>29.038</b>	18.604	1'43.235	274,1	11:29'52.485
5	21.646	34.076	29.193	18.517	1'43.432	275,5	11:31'35.917
6	<b>21.421</b>	33.986	31.512	10'53.795	12'20.714P	275,5	11:43'56.631
7	45.489	39.507	33.951	19.989	2'18.936P	150,2	11:46'15.567
8	23.810	35.826	30.699	18.852	1'49.187	264,7	11:48'04.754
9	21.599	57.860	59.253	49.300	3'08.012CP	274,1	11:51'12.766
10	1'47.214	37.943	34.856	19.248	3'19.261P	109,0	11:54'32.027
11	21.525	33.918	29.059	18.432	1'42.934	275,5	11:56'14.961
12	21.488	<b>33.724</b>	<b>29.038</b>	<b>18.377</b>	<b>1'42.627</b>	276,9	11:57'57.588
13	21.431	46.618				<b>277,6</b>	

**28 G. AMATI (1'42.966)**

Lap	Seg.1	Seg.2	Seg.3	Seg.4	Lap Time	km/h	Local Time
1	44.561	40.697	32.325	19.497	2'17.080P	169,8	11:24'28.016
2	23.197	36.397	33.368	18.858	1'51.820	262,8	11:26'19.836
3	21.428	33.964	<b>29.127</b>	18.515	1'43.034	273,4	11:28'02.870
4	21.388	<b>33.928</b>	29.133	18.517	<b>1'42.966</b>	274,1	11:29'45.836
5	21.322	33.986	29.391	18.536	1'43.235	272,7	11:31'29.071
6	21.399	34.087	29.682	11'03.885	12'29.053CP	272,7	11:43'58.124
7	46.401	38.739	33.795	19.828	2'18.763P	103,4	11:46'16.887
8	23.848	36.023	31.184	18.636	1'49.691	250,0	11:48'06.578
9	23.909	55.532	58.654	49.462	3'07.557CP	272,7	11:51'14.135
10	1'46.451	39.782	34.483	18.973	3'19.689P	108,4	11:54'33.824
11	<b>21.283</b>	33.986	29.186	18.534	1'42.989	274,1	11:56'16.813
12	21.475	33.938	29.187	<b>18.457</b>	1'43.057	274,1	11:57'59.870
13	21.521	48.706				<b>275,5</b>	

**33 N. SCHAAP (1'43.375)**

Lap	Seg.1	Seg.2	Seg.3	Seg.4	Lap Time	km/h	Local Time
1	45.678	39.701	34.362	19.611	2'19.352P	119,1	11:23'31.911
2	24.182	36.406	32.615	19.794	1'52.997	251,2	11:25'24.908
3	22.503	35.177	32.073	18.762	1'48.515	261,5	11:27'13.423
4	21.526	34.337	29.321	18.511	1'43.695	<b>275,5</b>	11:28'57.118
5	<b>21.449</b>	34.100	29.364	18.606	1'43.519	<b>275,5</b>	11:30'40.637
6	21.704	34.110	29.390	18.637	1'43.841	274,1	11:32'24.478
7	21.570	34.653	31.316	8'27.741	9'55.280P	274,1	11:42'19.758
8	41.163	38.337	33.278	19.595	2'12.373P	166,7	11:44'32.131
9	23.250	35.417	36.680	18.791	1'54.138	251,2	11:46'26.269
10	21.519	34.112	37.417	21.517	1'54.565C	272,7	11:48'20.834
11	31.333	51.220	50.587	2'48.280	5'01.420P	176,2	11:53'22.254
12	37.996	35.839	32.413	19.760	2'06.008P	178,8	11:55'28.262
13	21.644	33.988	<b>29.271</b>	<b>18.472</b>	<b>1'43.375</b>	272,0	11:57'11.637
14	21.483	<b>33.943</b>	32.712			274,1	

**30 K. GAILLARD (1'44.720)**

Lap	Seg.1	Seg.2	Seg.3	Seg.4	Lap Time	km/h	Local Time
1	48.811	51.449	41.507	21.744	2'43.511P	115,6	11:21'04.339
2	26.309	38.845	33.098	19.114	1'57.366	229,8	11:23'01.705
3	22.125	34.767	29.994	20.551	1'47.437	271,4	11:24'49.142
4	21.713	34.645	29.866	18.848	1'45.072	274,1	11:26'34.214
5	21.908	34.320	30.397	18.864	1'45.489	274,1	11:28'19.703
6	21.957	34.361	<b>29.699</b>	<b>18.703</b>	<b>1'44.720</b>	274,1	11:30'04.423
7	<b>21.636</b>	34.421	30.284	18.835	1'45.176	<b>275,5</b>	11:31'49.599
8	21.809	35.880	30.462	7'17.605	8'45.756P	272,7	11:40'35.355
9	49.306	50.364	43.402	22.600	2'45.672P	108,9	11:43'21.027
10	28.248	35.881	30.534	19.949	1'54.612	201,5	11:45'15.639
11	21.956	34.794	30.647	21.082	1'48.479	271,4	11:47'04.118
12	21.848	<b>34.194</b>	32.159	43.986	2'12.187CP	<b>275,5</b>	11:49'16.305
13	3'19.563	34.934	32.287	20.455	4'47.239P	180,0	11:54'03.544
14	21.850	34.392	29.913	18.735	1'44.890	274,1	11:55'48.434

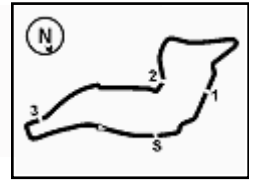
**35 A. BRISTOT (1'42.699)**

Lap	Seg.1	Seg.2	Seg.3	Seg.4	Lap Time	km/h	Local Time
1	43.279	39.558	34.499	20.458	2'17.794P	157,2	11:23'05.671
2	24.273	37.291	30.839	19.176	1'51.579	241,6	11:24'57.250
3	21.648	34.087	29.443	18.635	1'43.813	274,1	11:26'41.063
4	21.477	33.907	30.413	19.252	1'45.049	<b>275,5</b>	11:28'26.112
5	21.432	33.782	29.184	18.517	1'42.915	274,1	11:30'09.027
6	21.422	37.237	36.818	19.875	1'55.352	274,1	11:32'04.379
7	21.705	41.536	35.481	9'05.771	10'44.493P	273,4	11:42'48.872
8	39.901	37.981	32.224	20.424	2'10.530P	175,3	11:44'59.402
9	23.905	35.387	31.316	20.475	1'51.083	252,3	11:46'50.485
10	21.546	33.812	29.048	42.017	2'06.423CP	272,7	11:48'56.908



ACI Racing Weekend Imola, 25-26 Aprile 2026

Analisi Tempi Qualifying



Imola Circuit 4.909 m

4 / 5

11	3'30.428	35.344	29.928	18.906	4'54.606P	178,2	11:53'51.514
12	21.566	33.809	<b>28.964</b>	<b>18.403</b>	1'42.742	270,7	11:55'34.256
13	<b>21.288</b>	<b>33.705</b>	29.094	18.612	<b>1'42.699</b>	272,7	11:57'16.955
14	21.311	37.005	37.453			274,1	

5	21.801	34.917	29.598	20.803	1'47.119	271,4	11:27'16.256
6	21.697	34.373	29.593	18.720	1'44.383	274,1	11:29'00.639
7	21.589	34.333	29.415	18.642	1'43.979	274,1	11:30'44.618
8	21.875	37.011	34.118	11'46.555	13'19.559P	274,1	11:44'04.177
9	44.558	39.368	33.159	20.119	2'17.204P	105,2	11:46'21.381
10	23.525	35.979	32.655	19.400	1'51.559	266,7	11:48'12.940
11	27.524	50.010	57.720	52.683	3'07.937CP	274,1	11:51'20.877
12	1'43.627	37.953	37.142	19.049	3'17.771P	110,4	11:54'38.648
13	21.841	34.583	29.428	18.652	1'44.504	274,1	11:56'23.152
14	<b>21.566</b>	<b>34.129</b>	<b>29.314</b>	<b>18.510</b>	<b>1'43.519</b>	<b>274,8</b>	11:58'06.671
15	21.761	48.061				274,1	

50 F. FENICI (1'45.015)

Lap	Seg.1	Seg.2	Seg.3	Seg.4	Lap Time	km/h	Local Time
		44.135	40.157	21.579		99,4	11:15'35.589
1	25.997	36.710	31.568	20.047	1'54.322	222,7	11:17'29.911
2	22.595	35.468	32.354	19.057	1'49.474	266,7	11:19'19.385
3	22.252	35.121	30.795	19.072	1'47.240	270,0	11:21'06.625
4	24.093	36.184	31.407	19.025	1'50.709	271,4	11:22'57.334
5	22.121	34.958	30.315	18.888	1'46.282	269,3	11:24'43.616
6	22.017	34.684	29.920	18.892	1'45.513	<b>272,0</b>	11:26'29.129
7	21.938	34.693	30.852	36.407	2'03.890P	271,4	11:28'33.019
8	12'02.247	42.717	40.341	21.324	13'46.629P	117,3	11:42'19.648
9	25.591	36.657	30.983	19.017	1'52.248	230,8	11:44'11.896
10	22.345	35.045	30.425	18.914	1'46.729	268,0	11:45'58.625
11	22.269	34.767	31.057	18.849	1'46.942	268,7	11:47'45.567
12	21.930	45.168	45.286	42.292	2'34.676CP	271,4	11:50'20.243
13	2'45.095	37.835	38.053	20.466	4'21.449P	128,4	11:54'41.692
14	22.104	<b>34.606</b>	29.894	18.771	1'45.375	270,0	11:56'27.067
15	<b>21.905</b>	34.633	<b>29.861</b>	<b>18.616</b>	<b>1'45.015</b>	271,4	11:58'12.082
16	31.920					271,4	

67 A. DE GIACOMI (1'44.803)

Lap	Seg.1	Seg.2	Seg.3	Seg.4	Lap Time	km/h	Local Time
							11:18'32.103
1	47.477	43.841	37.958	20.284	2'29.560P	129,7	11:21'01.663
2	25.201	37.513	32.779	19.551	1'55.044	230,8	11:22'56.707
3	24.526	36.548	30.146	18.967	1'50.187	212,6	11:24'46.894
4	22.188	34.814	29.673	18.814	1'45.489	272,7	11:26'32.383
5	21.892	34.703	29.916	18.794	1'45.305	272,7	11:28'17.688
6	21.748	34.790	<b>29.555</b>	18.710	<b>1'44.803</b>	272,0	11:30'02.491
7	21.839	34.519	29.769	11'30.706	12'56.833P	271,4	11:42'59.324
8	41.131	39.025	33.259	19.949	2'13.364P	166,7	11:45'12.688
9	23.028	37.559	31.699	19.657	1'51.943	253,5	11:47'04.631
10	22.057	35.134	37.300	45.212	2'19.703CP	274,1	11:49'24.334
11	3'13.005	35.184	32.775	20.589	4'41.553P	175,9	11:54'05.887
12	21.960	<b>34.407</b>	30.097	19.430	1'45.894	274,1	11:55'51.781
13	21.791	34.766	29.602	<b>18.665</b>	1'44.824	<b>276,9</b>	11:57'36.605
14	<b>21.744</b>	35.526	45.006			275,5	

51 P. GNEMMI (1'44.443)

Lap	Seg.1	Seg.2	Seg.3	Seg.4	Lap Time	km/h	Local Time
							11:20'53.533
1	48.342	42.641	34.647	20.688	2'26.318P	137,4	11:23'19.851
2	24.765	36.248	35.318	22.930	1'59.261	221,8	11:25'19.112
3	22.288	34.568	30.067	18.810	1'45.733	272,7	11:27'04.845
4	21.854	34.623	29.601	18.759	1'44.837	272,7	11:28'49.682
5	21.858	34.527	29.841	18.875	1'45.101	272,7	11:30'34.783
6	22.005	34.775	30.061	10'55.969	12'22.810P	272,0	11:42'57.593
7	42.038	38.835	33.423	19.416	2'13.712P	159,3	11:45'11.305
8	24.076	36.146	31.013	20.281	1'51.516	270,7	11:47'02.821
9	22.164	34.724	31.998	42.487	2'11.373CP	<b>275,5</b>	11:49'14.194
10	3'20.354	35.390	34.140	21.127	4'51.011P	180,3	11:54'05.205
11	21.814	34.470	30.023	18.843	1'45.150	272,7	11:55'50.355
12	21.827	<b>34.383</b>	<b>29.545</b>	<b>18.688</b>	<b>1'44.443</b>	274,1	11:57'34.798
13	<b>21.774</b>	34.750	46.709			274,1	

75 A. GALLI (1'45.005)

Lap	Seg.1	Seg.2	Seg.3	Seg.4	Lap Time	km/h	Local Time
							11:18'40.514
1	52.206	48.968	35.250	22.051	2'38.475P	95,3	11:21'18.989
2	24.699	37.163	32.271	21.178	1'55.311	232,8	11:23'14.300
3	22.077	35.027	30.358	18.852	1'46.314C	270,0	11:25'00.614
4	21.938	34.897	<b>29.684</b>	18.803	1'45.322	<b>274,1</b>	11:26'45.936
5	22.034	34.862	29.837	18.903	1'45.636	272,0	11:28'31.572
6	22.035	34.607	30.343	10'17.718	11'44.703P	271,4	11:40'16.275
7	51.538	43.348	34.561	20.564	2'30.011P	109,6	11:42'46.286
8	23.660	40.511	32.458	19.176	1'55.805	262,8	11:44'42.091
9	21.822	34.523	30.095	<b>18.706</b>	1'45.146	271,4	11:46'27.237
10	<b>21.786</b>	38.012	36.295	21.614	1'57.707C	273,4	11:48'24.944
11	32.536	49.125	49.200	1'02.487	3'13.348CP	153,8	11:51'38.292
12	1'30.508	46.750	46.282	19.489	3'23.029P	144,0	11:55'01.321
13	21.914	<b>34.364</b>	29.903	18.824	<b>1'45.005</b>	271,4	11:56'46.326
14	21.826	34.843	30.659	19.043	1'46.371C	272,7	11:58'32.697
15	34.266					155,4	

54 S. STEFANELLI (1'44.799)

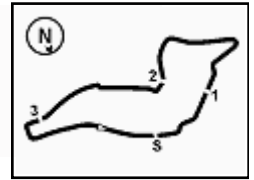
Lap	Seg.1	Seg.2	Seg.3	Seg.4	Lap Time	km/h	Local Time
							11:18'43.963
1	50.308	48.127	37.917	21.066	2'37.418P	133,3	11:21'21.381
2	24.631	39.354	35.699	20.341	2'00.025	246,0	11:23'21.406
3	25.360	37.119	37.263	20.762	2'00.504	176,5	11:25'21.910
4	21.945	35.085	30.079	18.983	1'46.092	272,7	11:27'08.002
5	22.014	34.876	30.137	18.846	1'45.873	272,7	11:28'53.875
6	21.955	34.788	29.941	18.743	1'45.427	274,1	11:30'39.302
7	26.390	41.623	33.023	10'43.242	12'24.278P	160,5	11:43'03.580
8	40.684	38.377	34.405	20.752	2'14.218P	168,8	11:45'17.798
9	23.303	35.697	31.812	20.576	1'51.388	264,7	11:47'09.186
10	21.985	34.835	41.233	50.030	2'28.083CP	271,4	11:49'37.269
11	3'02.697	35.591	32.335	20.054	4'30.677P	169,8	11:54'07.946
12	<b>21.825</b>	<b>34.606</b>	<b>29.671</b>	<b>18.697</b>	<b>1'44.799</b>	271,4	11:55'52.745
13	24.922	37.070	30.928	19.012	1'51.932	<b>276,9</b>	11:57'44.677
14						272,7	

80 H. CHIRIGUT (1'47.146)

Lap	Seg.1	Seg.2	Seg.3	Seg.4	Lap Time	km/h	Local Time
							11:20'57.678
1	47.046	43.347	37.225	21.170	2'28.788P	152,8	11:23'26.466
2	25.034	40.474	40.235	20.432	2'06.175	223,6	11:25'32.641
3	36.437	36.765	30.871	19.319	2'03.392	271,4	11:27'36.033
4	22.316	35.595	31.403	19.015	1'48.329	272,7	11:29'24.362
5	22.424	35.752	31.171	19.098	1'48.445	272,7	11:31'12.807
6	22.120	35.676	30.793	19.180	1'47.769	272,7	11:33'00.576
7	22.402	35.445	30.346	<b>18.953</b>	<b>1'47.146</b>	272,7	11:34'47.722
8	22.737	36.636	34.148	4'59.466	6'32.987P	260,2	11:41'20.709
9	40.513	37.905	32.953	19.708	2'11.079P	169,5	11:43'31.788
10	23.563	36.165	30.503	19.392	1'49.623	260,2	11:45'21.411
11	22.353	35.877	34.884	19.131	1'52.245	273,4	11:47'13.656
12	<b>22.062</b>	36.364	37.204	50.667	2'26.297CP	272,7	11:49'39.953
13	3'01.362	36.456	34.447				

**ACI Racing Weekend Imola, 25-26 Aprile 2026**

**Analisi Tempi Qualifying**

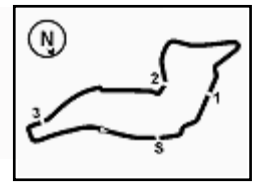


Imola Circuit 4.909 m

16    **22.062**    47.834    **274,1**

88 A. GIRONDI (1'44.380)							
Lap	Seg.1	Seg.2	Seg.3	Seg.4	Lap Time	km/h	Local Time
							11:23'55.050
1	44.672	41.021	32.744	19.763	2'18.200P	114,8	11:26'13.250
2	23.902	35.877	30.572	18.949	1'49.300	237,4	11:28'02.550
3	22.651	34.453	29.901	<b>18.762</b>	1'45.767	266,0	11:29'48.317
4	22.441	34.724	30.132	18.837	1'46.134	271,4	11:31'34.451
5	21.813	34.543	29.676	18.794	1'44.826	271,4	11:33'19.277
6	22.068	34.845	29.810	18.839	1'45.562	270,7	11:35'04.839
7	21.830	1'19.275	35.543	3'53.135	6'09.783P	270,0	11:41'14.622
8	41.036	38.219	31.578	19.252	2'10.085P	176,8	11:43'24.707
9	23.422	34.983	30.604	18.913	1'47.922	232,8	11:45'12.629
10	22.398	34.907	30.150	19.197	1'46.652	271,4	11:46'59.281
11	21.731	34.524	30.864	39.820	2'06.939CP	<b>274,1</b>	11:49'06.220
12	3'25.029	34.931	30.455	18.960	4'49.375P	180,3	11:53'55.595
13	<b>21.635</b>	34.447	30.005	18.887	1'44.974	271,4	11:55'40.569
14	21.789	<b>34.273</b>	<b>29.546</b>	18.772	<b>1'44.380</b>	<b>274,1</b>	11:57'24.949
15	21.896	34.424	44.599			272,7	





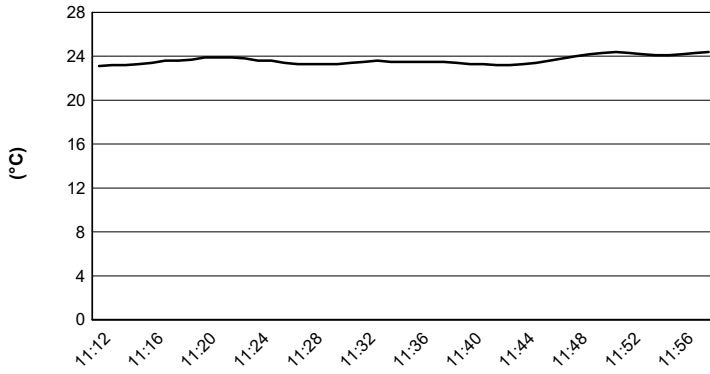
Imola Circuit 4.909 m

**ACI Racing Weekend Imola, 25-26 Aprile 2026**

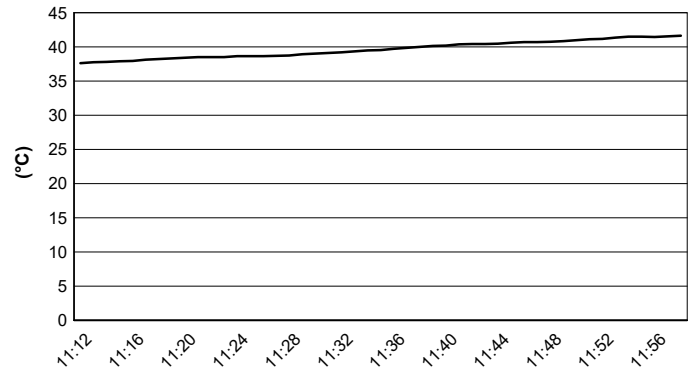
**Meteo Qualifying**

Session started 11:12 - Session ended 11:59

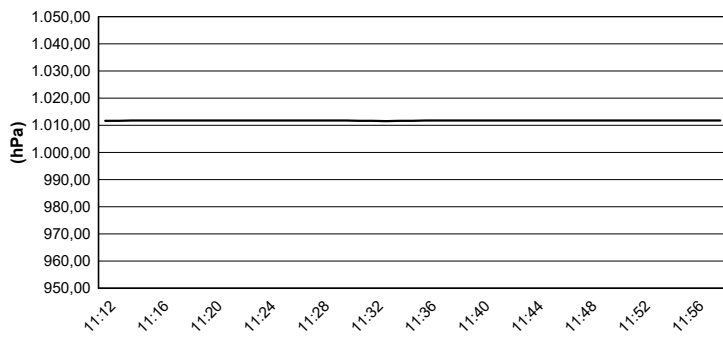
**Air Temperature**



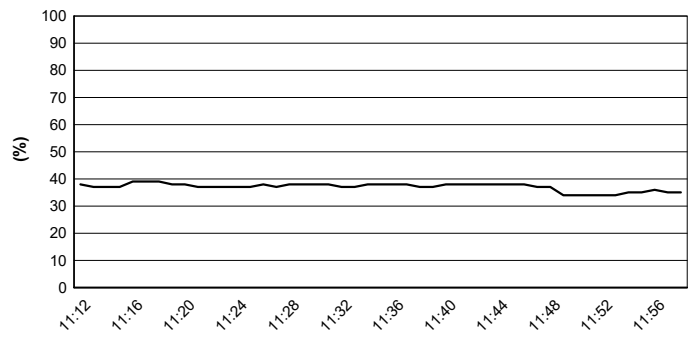
**Track Temperature**



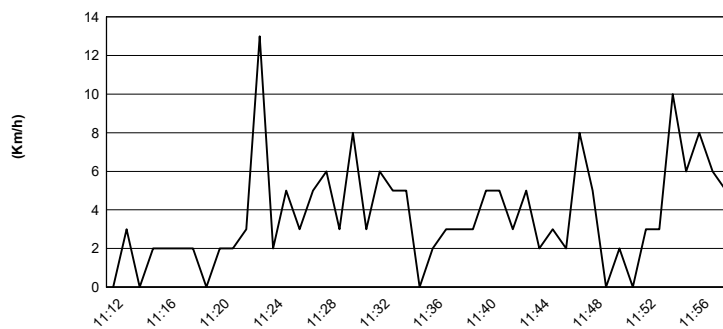
**Air Pressure**



**Humidity**



**Wind Speed**



**Wind Direction**

