

ACI Racing Weekend Misano, 9-10 Maggio 2026

Results Free Practice

Misano Circuit Sic 58 4.226 m

1 / 3

No. Driver	Nat	Entrant	Team	Car	Class	Time	Gap	Rel.	Laps
1	14 VAN SOELEN Senna	NLD	Target	Target	Porsche 911 GT3 CUP 992	R	1'35.098		21
2	15 FESTANTE Aldo	ITA	Target	Target	Porsche 911 GT3 CUP 992		1'35.107	0.009	0.009 21
3	20 HAUGHTON Harley	GBR	Enrico Fulgenzi Racing	Enrico Fulgenzi Racing	Porsche 911 GT3 CUP 992	R	1'35.257	0.159	0.150 20
4	7 BUTTI Marco	ITA	The Driving Experiences	The Driving Experiences	Porsche 911 GT3 CUP 992	R	1'35.319	0.221	0.062 24
5	8 DELLI GUANTI Pietro	ITA	Team Q8 Hi-Perform	Team Q8 Hi-Perform	Porsche 911 GT3 CUP 992		1'35.406	0.308	0.087 22
6	31 BERTUCA Cristian	ITA	Omnia Motorsport	Omnia Motorsport	Porsche 911 GT3 CUP 992	R	1'35.478	0.380	0.072 22
7	10 ZENDELI Lirim	DEU	BeDriver	BeDriver	Porsche 911 GT3 CUP 992		1'35.598	0.500	0.120 28
8	28 AMATI Giorgio	ITA	Prima Ghinzani Motorsport	Prima Ghinzani Motorsport	Porsche 911 GT3 CUP 992		1'35.631	0.533	0.033 27
9	24 FANT Filippo	ITA	Target	Target	Porsche 911 GT3 CUP 992		1'35.658	0.560	0.027 21
10	4 DE PRENTER Paul	NLD	The Driving Experiences	The Driving Experiences	Porsche 911 GT3 CUP 992	R	1'35.716	0.618	0.058 26
11	32 QUARESMINI Gianmarco	ITA	Prima Ghinzani Motorsport	Prima Ghinzani Motorsport	Porsche 911 GT3 CUP 992		1'35.730	0.632	0.014 26
12	3 CERQUI Alberto	ITA	Ebimotors	Ebimotors	Porsche 911 GT3 CUP 992		1'35.741	0.643	0.011 22
13	18 MEZZETTI William	ITA	Dinamic Motorsport	Dinamic Motorsport	Porsche 911 GT3 CUP 992		1'35.810	0.712	0.069 23
14	21 BERTONELLI Diego	ITA	BeDriver	BeDriver	Porsche 911 GT3 CUP 992		1'35.882	0.784	0.072 29
15	6 TAYLOR Zachary	CAN	PMA Motorsport	PMA Motorsport	Porsche 911 GT3 CUP 992	R	1'35.890	0.792	0.008 20
16	35 BRISTOT Andrea	ITA	Dinamic Motorsport	Dinamic Motorsport	Porsche 911 GT3 CUP 992	R	1'36.020	0.922	0.130 22
17	33 SCHAAP Nathan	NLD	Ombra Racing	Ombra Racing	Porsche 911 GT3 CUP 992		1'36.061	0.963	0.041 24
18	5 TAYLOR Nicolas	CAN	PMA Motorsport	PMA Motorsport	Porsche 911 GT3 CUP 992	R	1'36.133	1.035	0.072 24
19	19 D'AMICO Andrea	ITA	Dinamic Motorsport	Dinamic Motorsport	Porsche 911 GT3 CUP 992	R	1'36.146	1.048	0.013 19
20	30 GAILLARD Karen	CHE	Ombra Racing	Ombra Racing	Porsche 911 GT3 CUP 992	R	1'36.168	1.070	0.022 28
21	12 MARTINEZ Luciano	ARG	Ombra Racing	Ombra Racing	Porsche 911 GT3 CUP 992		1'36.178	1.080	0.010 25
22	11 UGRAN Filip	ROU	Ombra Racing	Ombra Racing	Porsche 911 GT3 CUP 992	R	1'36.216	1.118	0.038 28
23	22 QUINTIERI Ermanno	ITA	Omnia Motorsport	Omnia Motorsport	Porsche 911 GT3 CUP 992	R	1'36.264	1.166	0.048 25
24	17 BERTA Benjamin	HUN	Malucelli Motorsport	Malucelli Motorsport Esseracing	Porsche 911 GT3 CUP 992	R	1'36.341	1.243	0.077 25
25	25 CHELI Lorenzo	SMR	Dinamic Motorsport	Dinamic Motorsport	Porsche 911 GT3 CUP 992		1'36.459	1.361	0.118 22
26	56 BRUSA Cesare	ITA	Prima Ghinzani Motorsport	Prima Ghinzani Motorsport	Porsche 911 GT3 CUP 992	MC	1'36.503	1.405	0.044 25
27	54 STEFANELLI Stefano	ITA	Malucelli Motorsport	Malucelli Motorsport Esseracing	Porsche 911 GT3 CUP 992	MC	1'36.795	1.697	0.292 26
28	67 DE GIACOMI Alex	ITA	Ebimotors	Ebimotors	Porsche 911 GT3 CUP 992	MC	1'37.046	1.948	0.251 26
29	88 GIRONDI Andrea	ITA	Enrico Fulgenzi Racing	Enrico Fulgenzi Racing	Porsche 911 GT3 CUP 992	MC	1'37.091	1.993	0.045 26
30	50 FENICI Francesco Maria	ITA	The Driving Experiences	The Driving Experiences	Porsche 911 GT3 CUP 992	MC	1'37.283	2.185	0.192 28
31	75 GALLI Andrea	ITA	Ebimotors	Ebimotors	Porsche 911 GT3 CUP 992	MC	1'37.311	2.213	0.028 28
32	80 MOWLE Lee	GBR	BeDriver	BeDriver	Porsche 911 GT3 CUP 992	MC	1'38.264	3.166	0.953 29

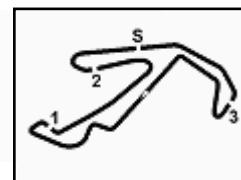
Humidity:	79%	Air	16°C
Condition:	DRY	Track	20°C

Clerk of the Course : Fabrizio Fondacci

Race Director : Massimiliano Ghinassi

Start End
08/05/2026 21:00 22:01





ACI Racing Weekend Misano, 9-10 Maggio 2026

Results Free Practice

Misano Circuit Sic 58 4.226 m

2 / 3

Penalty and Infringement

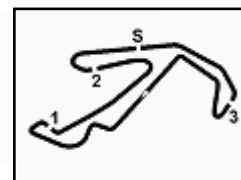
21.05	4	P. DE PRENTER	#4 Lap Deleted (1'41.593) - Exceeded Track Limits T08
21.05	10	L. ZENDELI	#10 Lap Deleted (1'45.772) - Exceeded Track Limits T06
21.07	33	N. SCHAAP	#33 Lap Deleted (1'37.984) - Exceeded Track Limits T06
21.07	4	P. DE PRENTER	#4 Lap Deleted (1'38.262) - Exceeded Track Limits T06
21.07	6	Z. TAYLOR	#6 Lap Deleted (1'53.918) - Exceeded Track Limits T08
21.09	80	L. MOWLE	#80 Lap Deleted (1'43.795) - Exceeded Track Limits T16
21.10	22	E. QUINTIERI	#22 Lap Deleted (1'37.419) - Exceeded Track Limits T08
21.10	11	F. UGRAN	#11 Lap Deleted (1'37.678) - Exceeded Track Limits T06
21.11	15	A. FESTANTE	#15 Lap Deleted (1'37.837) - Exceeded Track Limits T16
21.11	18	W. MEZZETTI	#18 Lap Deleted (1'36.904) - Exceeded Track Limits T06
21.12	21	D. BERTONELLI	#21 Lap Deleted (1'37.683) - Exceeded Track Limits T08
21.12	67	A. DE GIACOMI	#67 Lap Deleted (1'38.719) - Exceeded Track Limits T06
21.12	11	F. UGRAN	#11 Lap Deleted (1'39.068) - Exceeded Track Limits T16
21.12	19	A. D'AMICO	#19 Lap Deleted (1'37.320) - Exceeded Track Limits T06
21.13	32	G. QUARESMINI	#32 Lap Deleted (1'36.546) - Exceeded Track Limits T06
21.13	28	G. AMATI	#28 Lap Deleted (1'36.257) - Exceeded Track Limits T6
21.13	14	S. VAN SOELEN	#14 Lap Deleted (1'40.221) - Exceeded Track Limits T06
21.13	75	A. GALLI	#75 Lap Deleted (1'39.125) - Exceeded Track Limits T16
21.14	24	F. FANT	#24 Lap Deleted (1'37.163) - Exceeded Track Limits T08
21.14	17	B. BERTA	#17 Lap Deleted (1'38.754) - Exceeded Track Limits T08
21.15	32	G. QUARESMINI	#32 Lap Deleted (1'53.550) - Exceeded Track Limits T08
21.15	11	F. UGRAN	#11 Lap Deleted (1'54.353) - Exceeded Track Limits T06
21.16	17	B. BERTA	#17 Lap Deleted (1'38.124) - Exceeded Track Limits T08
21.16	80	L. MOWLE	#80 Lap Deleted (1'39.696) - Exceeded Track Limits T08
21.17	4	P. DE PRENTER	#4 Lap Deleted (8'27.927) - Exceeded Track Limits T06
21.17	20	H. HAUGHTON	#20 Lap Deleted (1'37.965) - Exceeded Track Limits T08
21.17	50	F. FENICI	#50 Lap Deleted (1'41.042) - Exceeded Track Limits T06
21.18	28	G. AMATI	#28 Lap Deleted (1'36.489) - Exceeded Track Limits T06
21.18	56	C. BRUSA	#56 Lap Deleted (1'37.578) - Exceeded Track Limits T06
21.18	35	A. BRISTOT	#35 Lap Deleted (1'36.337) - Exceeded Track Limits T06
21.19	75	A. GALLI	#75 Lap Deleted (1'59.287) - Exceeded Track Limits T16
21.19	7	M. BUTTI	#7 Lap Deleted (1'36.717) - Exceeded Track Limits T06
21.19	28	G. AMATI	#28 Lap Deleted (1'35.787) - Exceeded Track Limits T6
21.19	6	Z. TAYLOR	#6 Lap Deleted (1'36.288) - Exceeded Track Limits T08
21.21	6	Z. TAYLOR	#6 Lap Deleted (1'51.919) - Exceeded Track Limits T6
21.24	20	H. HAUGHTON	#20 Lap Deleted (1'36.122) - Exceeded Track Limits T06
21.24	4	P. DE PRENTER	#4 Lap Deleted (1'37.193) - Exceeded Track Limits T6
21.24	67	A. DE GIACOMI	#67 Lap Deleted (1'37.336) - Exceeded Track Limits T06
21.25	18	W. MEZZETTI	#18 Lap Deleted (1'36.238) - Exceeded Track Limits T06
21.25	50	F. FENICI	#50 Lap Deleted (6'00.079) - Exceeded Track Limits T06
21.26	88	A. GIRONDI	#88 Lap Deleted (1'37.454) - Exceeded Track Limits T08
21.27	88	A. GIRONDI	#88 Lap Deleted (1'37.454) - Exceeded Track Limits T16
21.27	31	C. BERTUCA	#31 Lap Deleted (1'36.844) - Exceeded Track Limits T08
21.27	31	C. BERTUCA	#31 Lap Deleted (1'36.844) - Exceeded Track Limits T16
21.28	8	P. DELLI GUANTI	#8 Lap Deleted (1'35.609) - Exceeded Track Limits T06
21.28	18	W. MEZZETTI	#18 Lap Deleted (1'36.225) - Exceeded Track Limits T06
21.30	7	M. BUTTI	#7 Lap Deleted (1'36.648) - Exceeded Track Limits T08
21.30	32	G. QUARESMINI	#32 Lap Deleted (1'50.785) - Exceeded Track Limits T3
21.32	56	C. BRUSA	#56 Lap Deleted (1'37.409) - Exceeded Track Limits T16
21.33	5	N. TAYLOR	#5 Lap Deleted (1'37.281) - Exceeded Track Limits T06
21.33	56	C. BRUSA	#56 Lap Deleted (1'37.379) - Exceeded Track Limits T06
21.33	17	B. BERTA	#17 Lap Deleted (1'37.898) - Exceeded Track Limits T06
21.34	56	C. BRUSA	#56 Lap Deleted (1'37.381) - Exceeded Track Limits T06
21.36	30	K. GAILLARD	#30 Lap Deleted (1'37.429) - Exceeded Track Limits T06
21.36	22	E. QUINTIERI	#22 Lap Deleted (1'50.456) - Exceeded Track Limits T6
21.36	21	D. BERTONELLI	#21 Lap Deleted (1'36.731) - Exceeded Track Limits T16
21.39	31	C. BERTUCA	#31 Lap Deleted (1'37.031) - Exceeded Track Limits T06
21.39	3	A. CERQUI	#3 Lap Deleted (1'41.053) - Exceeded Track Limits T06
21.41	31	C. BERTUCA	#31 Lap Deleted (1'49.226) - Exceeded Track Limits T06
21.43	19	A. D'AMICO	#19 Lap Deleted (1'36.954) - Exceeded Track Limits T06
21.45	19	A. D'AMICO	#19 Lap Deleted (1'36.465) - Exceeded Track Limits T06
21.46	88	A. GIRONDI	#88 Lap Deleted (1'40.123) - Exceeded Track Limits T6

Clerk of the Course : Fabrizio Fondacci

Race Director : Massimiliano Ghinassi

Start End
08/05/2026 21:00 22:01





ACI Racing Weekend Misano, 9-10 Maggio 2026

Results Free Practice

Misano Circuit Sic 58 4.226 m

3 / 3

21.47	22	E. QUINTIERI	#22 Lap Deleted (1'50.874) - Exceeded Track Limits T08
21.48	4	P. DE PRENTER	#4 Lap Deleted (1'36.974) - Exceeded Track Limits T06
21.48	5	N. TAYLOR	#5 Lap Deleted (1'48.144) - Exceeded Track Limits T06
21.48	88	A. GIRONDI	#88 Lap Deleted (1'38.694) - Exceeded Track Limits T16
21.49	14	S. VAN SOELEN	#14 Lap Deleted (2'57.994) - Exceeded Track Limits T06
21.49	20	H. HAUGHTON	#20 Lap Deleted (1'35.360) - Exceeded Track Limits T06
21.50	33	N. SCHAAP	#33 Lap Deleted (1'36.540) - Exceeded Track Limits T16
21.50	3	A. CERQUI	#3 Lap Deleted (11'07.617) - Exceeded Track Limits T6
21.51	32	G. QUARESMINI	#32 Lap Deleted (1'36.236) - Exceeded Track Limits T06
21.51	28	G. AMATI	#28 Lap Deleted (1'35.742) - Exceeded Track Limits T6
21.52	8	P. DELLI GUANTI	#8 Lap Deleted (1'35.450) - Exceeded Track Limits T06
21.53	31	C. BERTUCA	#31 Lap Deleted (1'35.392) - Exceeded Track Limits T6
21.53	31	C. BERTUCA	#31 Lap Deleted (1'35.392) - Exceeded Track Limits T16
21.54	31	C. BERTUCA	#31 Black Flag - 10 min penalty - stop in pit lane
21.55	12	L. MARTINEZ	#12 Lap Deleted (1'37.050) - Exceeded Track Limits T06
21.55	11	F. UGRAN	#11 Lap Deleted (1'36.095) - Exceeded Track Limits T06
21.55	10	L. ZENDELI	#10 Lap Deleted (1'35.805) - Exceeded Track Limits T16
21.56	20	H. HAUGHTON	#20 Lap Deleted (1'41.372) - Exceeded Track Limits T6
21.57	5	N. TAYLOR	#5 Lap Deleted (1'36.210) - Exceeded Track Limits T06
21.57	3	A. CERQUI	#3 Lap Deleted (1'35.573) - Exceeded Track Limits T6
21.57	67	A. DE GIACOMI	#67 Lap Deleted (1'37.320) - Exceeded Track Limits T06
21.58	50	F. FENICI	#50 Lap Deleted (1'37.860) - Exceeded Track Limits T06
21.59	80	L. MOWLE	#80 Lap Deleted (1'38.662) - Exceeded Track Limits T08

Fastest Laps Sequence

No.	Entrant	Nat	Team	Car	Local Time	Time	Gap	Avg
4	P. DE PRENTER	NLD	The Driving Experiences	Porsche 911 GT3 CUP 992	21:04'03.264	1'47.923		140,967
10	L. ZENDELI	DEU	BeDriver	Porsche 911 GT3 CUP 992	21:04'07.933	1'45.534	-2.389	144,158
7	M. BUTTI	ITA	The Driving Experiences	Porsche 911 GT3 CUP 992	21:04'14.188	1'45.184	-0.350	144,638
19	A. D'AMICO	ITA	Dinamic Motorsport	Porsche 911 GT3 CUP 992	21:04'22.952	1'42.349	-2.835	148,644
25	L. CHELI	SMR	Dinamic Motorsport	Porsche 911 GT3 CUP 992	21:06'01.895	1'42.026	-0.323	149,115
19	A. D'AMICO	ITA	Dinamic Motorsport	Porsche 911 GT3 CUP 992	21:06'03.350	1'40.398	-1.628	151,533
14	S. VAN SOELEN	NLD	Target	Porsche 911 GT3 CUP 992	21:06'08.642	1'37.883	-2.515	155,426
28	G. AMATI	ITA	Prima Ghinzani Motorsport	Porsche 911 GT3 CUP 992	21:06'52.158	1'37.438	-0.445	156,136
7	M. BUTTI	ITA	The Driving Experiences	Porsche 911 GT3 CUP 992	21:07'34.433	1'37.401	-0.037	156,196
32	G. QUARESMINI	ITA	Prima Ghinzani Motorsport	Porsche 911 GT3 CUP 992	21:08'17.701	1'37.212	-0.189	156,499
28	G. AMATI	ITA	Prima Ghinzani Motorsport	Porsche 911 GT3 CUP 992	21:08'29.214	1'37.056	-0.156	156,751
32	G. QUARESMINI	ITA	Prima Ghinzani Motorsport	Porsche 911 GT3 CUP 992	21:09'54.330	1'36.629	-0.427	157,443
28	G. AMATI	ITA	Prima Ghinzani Motorsport	Porsche 911 GT3 CUP 992	21:10'05.631	1'36.417	-0.212	157,790
8	P. DELLI GUANTI	ITA	Team Q8 Hi-Perform	Porsche 911 GT3 CUP 992	21:14'29.702	1'36.238	-0.179	158,083
28	G. AMATI	ITA	Prima Ghinzani Motorsport	Porsche 911 GT3 CUP 992	21:14'54.585	1'36.198	-0.040	158,149
14	S. VAN SOELEN	NLD	Target	Porsche 911 GT3 CUP 992	21:15'09.906	1'36.109	-0.089	158,295
8	P. DELLI GUANTI	ITA	Team Q8 Hi-Perform	Porsche 911 GT3 CUP 992	21:16'05.513	1'35.811	-0.298	158,788
14	S. VAN SOELEN	NLD	Target	Porsche 911 GT3 CUP 992	21:21'33.031	1'35.540	-0.271	159,238
31	C. BERTUCA	ITA	Omnia Motorsport	Porsche 911 GT3 CUP 992	21:28'52.566	1'35.478	-0.062	159,341
15	A. FESTANTE	ITA	Target	Porsche 911 GT3 CUP 992	21:37'51.592	1'35.461	-0.017	159,370
14	S. VAN SOELEN	NLD	Target	Porsche 911 GT3 CUP 992	21:39'17.058	1'35.098	-0.363	159,978

Clerk of the Course : Fabrizio Fondacci

Race Director : Massimiliano Ghinassi

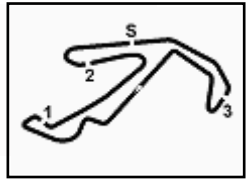
Start End
08/05/2026 21:00 22:01

Powered by FICr PERUGIA TIMING



ACI Racing Weekend Misano, 9-10 Maggio 2026

Best Sectors & Speed Free Practice



Misano Circuit Sic 58 4.226 m

BEST LAP

1	14 VAN SOELEN Senna	Porsche 911 GT3 CUP 992	1'35.098
2	15 FESTANTE Aldo	Porsche 911 GT3 CUP 992	1'35.107
3	20 HAUGHTON Harley	Porsche 911 GT3 CUP 992	1'35.257
4	7 BUTTI Marco	Porsche 911 GT3 CUP 992	1'35.319
5	8 DELLI GUANTI Pietro	Porsche 911 GT3 CUP 992	1'35.406
6	31 BERTUCA Cristian	Porsche 911 GT3 CUP 992	1'35.478
7	10 ZENDELI Lirim	Porsche 911 GT3 CUP 992	1'35.598
8	28 AMATI Giorgio	Porsche 911 GT3 CUP 992	1'35.631
9	24 FANT Filippo	Porsche 911 GT3 CUP 992	1'35.658
10	4 DE PRENTER Paul	Porsche 911 GT3 CUP 992	1'35.716
11	32 QUARESMINI Gianmarco	Porsche 911 GT3 CUP 992	1'35.730
12	3 CERQUI Alberto	Porsche 911 GT3 CUP 992	1'35.741
13	18 MEZZETTI William	Porsche 911 GT3 CUP 992	1'35.810
14	21 BERTONELLI Diego	Porsche 911 GT3 CUP 992	1'35.882
15	6 TAYLOR Zachary	Porsche 911 GT3 CUP 992	1'35.890
16	35 BRISTOT Andrea	Porsche 911 GT3 CUP 992	1'36.020
17	33 SCHAAP Nathan	Porsche 911 GT3 CUP 992	1'36.061
18	5 TAYLOR Nicolas	Porsche 911 GT3 CUP 992	1'36.133
19	19 D'AMICO Andrea	Porsche 911 GT3 CUP 992	1'36.146
20	30 GAILLARD Karen	Porsche 911 GT3 CUP 992	1'36.168
21	12 MARTINEZ Luciano	Porsche 911 GT3 CUP 992	1'36.178
22	11 UGRAN Filip	Porsche 911 GT3 CUP 992	1'36.216
23	22 QUINTIERI Ermanno	Porsche 911 GT3 CUP 992	1'36.264
24	17 BERTA Benjamin	Porsche 911 GT3 CUP 992	1'36.341
25	25 CHELI Lorenzo	Porsche 911 GT3 CUP 992	1'36.459
26	56 BRUSA Cesare	Porsche 911 GT3 CUP 992	1'36.503
27	54 STEFANELLI Stefano	Porsche 911 GT3 CUP 992	1'36.795
28	67 DE GIACOMI Alex	Porsche 911 GT3 CUP 992	1'37.046
29	88 GIRONDI Andrea	Porsche 911 GT3 CUP 992	1'37.091
30	50 FENICI Francesco Maria	Porsche 911 GT3 CUP 992	1'37.283
31	75 GALLI Andrea	Porsche 911 GT3 CUP 992	1'37.311
32	80 MOWLE Lee	Porsche 911 GT3 CUP 992	1'38.264

SPEED

1	28 AMATI Giorgio	Porsche 911 GT3 CUP 992	220,4
2	11 UGRAN Filip	Porsche 911 GT3 CUP 992	220,0
3	54 STEFANELLI Stefano	Porsche 911 GT3 CUP 992	220,0
4	14 VAN SOELEN Senna	Porsche 911 GT3 CUP 992	219,5
5	8 DELLI GUANTI Pietro	Porsche 911 GT3 CUP 992	219,5
6	10 ZENDELI Lirim	Porsche 911 GT3 CUP 992	219,5
7	35 BRISTOT Andrea	Porsche 911 GT3 CUP 992	219,5
8	6 TAYLOR Zachary	Porsche 911 GT3 CUP 992	219,5
9	24 FANT Filippo	Porsche 911 GT3 CUP 992	219,5
10	15 FESTANTE Aldo	Porsche 911 GT3 CUP 992	219,5
11	3 CERQUI Alberto	Porsche 911 GT3 CUP 992	219,5
12	21 BERTONELLI Diego	Porsche 911 GT3 CUP 992	219,5
13	17 BERTA Benjamin	Porsche 911 GT3 CUP 992	219,5
14	18 MEZZETTI William	Porsche 911 GT3 CUP 992	219,1
15	88 GIRONDI Andrea	Porsche 911 GT3 CUP 992	219,1
16	19 D'AMICO Andrea	Porsche 911 GT3 CUP 992	219,1
17	50 FENICI Francesco Maria	Porsche 911 GT3 CUP 992	219,1
18	32 QUARESMINI Gianmarco	Porsche 911 GT3 CUP 992	219,1
19	56 BRUSA Cesare	Porsche 911 GT3 CUP 992	219,1
20	33 SCHAAP Nathan	Porsche 911 GT3 CUP 992	218,6
21	31 BERTUCA Cristian	Porsche 911 GT3 CUP 992	218,6
22	22 QUINTIERI Ermanno	Porsche 911 GT3 CUP 992	218,6
23	30 GAILLARD Karen	Porsche 911 GT3 CUP 992	218,6
24	4 DE PRENTER Paul	Porsche 911 GT3 CUP 992	218,6
25	20 HAUGHTON Harley	Porsche 911 GT3 CUP 992	218,6
26	75 GALLI Andrea	Porsche 911 GT3 CUP 992	218,2
27	7 BUTTI Marco	Porsche 911 GT3 CUP 992	218,2
28	25 CHELI Lorenzo	Porsche 911 GT3 CUP 992	217,7
29	12 MARTINEZ Luciano	Porsche 911 GT3 CUP 992	217,7
30	5 TAYLOR Nicolas	Porsche 911 GT3 CUP 992	217,7
31	80 MOWLE Lee	Porsche 911 GT3 CUP 992	217,7
32	67 DE GIACOMI Alex	Porsche 911 GT3 CUP 992	217,3

SEG. 1

1	15 FESTANTE Aldo	24.986
2	20 HAUGHTON Harley	25.065
3	33 SCHAAP Nathan	25.073
4	8 DELLI GUANTI Pietro	25.135
5	10 ZENDELI Lirim	25.171
6	4 DE PRENTER Paul	25.171
7	31 BERTUCA Cristian	25.191
8	3 CERQUI Alberto	25.200
9	14 VAN SOELEN Senna	25.203
10	7 BUTTI Marco	25.232
11	24 FANT Filippo	25.250
12	5 TAYLOR Nicolas	25.258
13	19 D'AMICO Andrea	25.276
14	30 GAILLARD Karen	25.296
15	32 QUARESMINI Gianmarco	25.309
16	18 MEZZETTI William	25.318
17	28 AMATI Giorgio	25.321
18	35 BRISTOT Andrea	25.342
19	12 MARTINEZ Luciano	25.386
20	6 TAYLOR Zachary	25.413
21	21 BERTONELLI Diego	25.432
22	17 BERTA Benjamin	25.464
23	22 QUINTIERI Ermanno	25.511
24	54 STEFANELLI Stefano	25.532
25	88 GIRONDI Andrea	25.538
26	11 UGRAN Filip	25.541
27	25 CHELI Lorenzo	25.584
28	50 FENICI Francesco Maria	25.659
29	67 DE GIACOMI Alex	25.674
30	56 BRUSA Cesare	25.700
31	75 GALLI Andrea	25.734
32	80 MOWLE Lee	26.191

SEG. 2

1	28 AMATI Giorgio	22.421
2	20 HAUGHTON Harley	22.498
3	14 VAN SOELEN Senna	22.515
4	7 BUTTI Marco	22.517
5	31 BERTUCA Cristian	22.524
6	10 ZENDELI Lirim	22.554
7	32 QUARESMINI Gianmarco	22.554
8	6 TAYLOR Zachary	22.558
9	22 QUINTIERI Ermanno	22.568
10	8 DELLI GUANTI Pietro	22.569
11	15 FESTANTE Aldo	22.594
12	33 SCHAAP Nathan	22.596
13	3 CERQUI Alberto	22.607
14	4 DE PRENTER Paul	22.610
15	24 FANT Filippo	22.613
16	21 BERTONELLI Diego	22.623
17	5 TAYLOR Nicolas	22.626
18	18 MEZZETTI William	22.626
19	35 BRISTOT Andrea	22.643
20	11 UGRAN Filip	22.655
21	12 MARTINEZ Luciano	22.686
22	19 D'AMICO Andrea	22.734
23	54 STEFANELLI Stefano	22.742
24	17 BERTA Benjamin	22.742
25	25 CHELI Lorenzo	22.746
26	56 BRUSA Cesare	22.784
27	30 GAILLARD Karen	22.833
28	67 DE GIACOMI Alex	22.885
29	88 GIRONDI Andrea	22.890
30	75 GALLI Andrea	22.985
31	50 FENICI Francesco Maria	22.989
32	80 MOWLE Lee	23.018

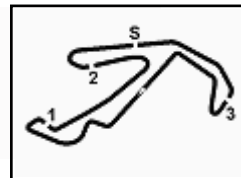
SEG. 3

1	14 VAN SOELEN Senna	26.142
2	32 QUARESMINI Gianmarco	26.270
3	4 DE PRENTER Paul	26.321
4	24 FANT Filippo	26.329
5	18 MEZZETTI William	26.339
6	20 HAUGHTON Harley	26.343
7	8 DELLI GUANTI Pietro	26.366
8	28 AMATI Giorgio	26.367
9	15 FESTANTE Aldo	26.368
10	6 TAYLOR Zachary	26.406
11	22 QUINTIERI Ermanno	26.435
12	31 BERTUCA Cristian	26.438
13	7 BUTTI Marco	26.439
14	19 D'AMICO Andrea	26.462
15	30 GAILLARD Karen	26.470
16	21 BERTONELLI Diego	26.473
17	35 BRISTOT Andrea	26.481
18	11 UGRAN Filip	26.481
19	10 ZENDELI Lirim	26.492
20	33 SCHAAP Nathan	26.499
21	3 CERQUI Alberto	26.524
22	56 BRUSA Cesare	26.534
23	17 BERTA Benjamin	26.560
24	12 MARTINEZ Luciano	26.572
25	67 DE GIACOMI Alex	26.614
26	5 TAYLOR Nicolas	26.622
27	25 CHELI Lorenzo	26.667
28	54 STEFANELLI Stefano	26.700
29	88 GIRONDI Andrea	26.715
30	75 GALLI Andrea	26.785
31	50 FENICI Francesco Maria	26.827
32	80 MOWLE Lee	26.997

SEG. 4

1	31 BERTUCA Cristian	21.000
2	7 BUTTI Marco	21.022
3	10 ZENDELI Lirim	21.054
4	14 VAN SOELEN Senna	21.076
5	4 DE PRENTER Paul	21.121
6	15 FESTANTE Aldo	21.159
7	20 HAUGHTON Harley	21.179
8	8 DELLI GUANTI Pietro	21.187
9	24 FANT Filippo	21.193
10	3 CERQUI Alberto	21.196
11	28 AMATI Giorgio	21.206
12	21 BERTONELLI Diego	21.238
13	18 MEZZETTI William	21.238
14	6 TAYLOR Zachary	21.261
15	19 D'AMICO Andrea	21.284
16	12 MARTINEZ Luciano	21.302
17	35 BRISTOT Andrea	21.316
18	17 BERTA Benjamin	21.319
19	32 QUARESMINI Gianmarco	21.326
20	11 UGRAN Filip	21.333
21	33 SCHAAP Nathan	21.370
22	5 TAYLOR Nicolas	21.373
23	22 QUINTIERI Ermanno	21.406
24	56 BRUSA Cesare	21.406
25	25 CHELI Lorenzo	21.428
26	54 STEFANELLI Stefano	21.450
27	30 GAILLARD Karen	21.486
28	75 GALLI Andrea	21.526
29	67 DE GIACOMI Alex	21.563
30	88 GIRONDI Andrea	21.590
31	50 FENICI Francesco Maria	21.717
32	80 MOWLE Lee	21.859





ACI Racing Weekend Misano, 9-10 Maggio 2026

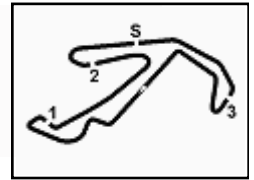
Ideal Time Free Practice

Misano Circuit Sic 58 4.226 m

No.	Driver	Car	Seg. 1	Seg. 2	Seg. 3	Seg. 4	Ideal Time		
			Diff. 1	Diff. 2	Diff. 3	Diff. 4	Best Lap	Pos.	Diff.
1	14 VAN SOELEN S. (NLD)	Porsche 911 GT3 CUP 992	25.203	22.515 +0.131	26.142	21.076 +0.031	1'34.936 1'35.098	1	0.162
2	20 HAUGHTON H. (GBR)	Porsche 911 GT3 CUP 992	25.065 +0.172	22.498	26.343	21.179	1'35.085 1'35.257	3	0.172
3	15 FESTANTE A. (ITA)	Porsche 911 GT3 CUP 992	24.986	22.594	26.368	21.159	1'35.107 1'35.107	2	
4	31 BERTUCA C. (ITA)	Porsche 911 GT3 CUP 992	25.191	22.524 +0.226	26.438 +0.099	21.000	1'35.153 1'35.478	6	0.325
5	7 BUTTI M. (ITA)	Porsche 911 GT3 CUP 992	25.232 +0.078	22.517	26.439	21.022 +0.031	1'35.210 1'35.319	4	0.109
6	4 DE PRENTER P. (NLD)	Porsche 911 GT3 CUP 992	25.171 +0.196	22.610	26.321 +0.216	21.121 +0.081	1'35.223 1'35.716	10	0.493
7	8 DELLI GUANTI P. (ITA)	Porsche 911 GT3 CUP 992	25.135 +0.021	22.569 +0.128	26.366	21.187	1'35.257 1'35.406	5	0.149
8	10 ZENDELI L. (DEU)	Porsche 911 GT3 CUP 992	25.171	22.554 +0.177	26.492	21.054 +0.150	1'35.271 1'35.598	7	0.327
9	28 AMATI G. (ITA)	Porsche 911 GT3 CUP 992	25.321 +0.140	22.421 +0.099	26.367 +0.049	21.206 +0.028	1'35.315 1'35.631	8	0.316
10	24 FANT F. (ITA)	Porsche 911 GT3 CUP 992	25.250 +0.077	22.613 +0.159	26.329 +0.037	21.193	1'35.385 1'35.658	9	0.273
11	32 QUARESMINI G. (ITA)	Porsche 911 GT3 CUP 992	25.309 +0.058	22.554 +0.112	26.270	21.326 +0.101	1'35.459 1'35.730	11	0.271
12	18 MEZZETTI W. (ITA)	Porsche 911 GT3 CUP 992	25.318	22.626 +0.116	26.339	21.238 +0.173	1'35.521 1'35.810	13	0.289
13	3 CERQUI A. (ITA)	Porsche 911 GT3 CUP 992	25.200 +0.035	22.607 +0.134	26.524 +0.045	21.196	1'35.527 1'35.741	12	0.214
14	33 SCHAAP N. (NLD)	Porsche 911 GT3 CUP 992	25.073 +0.219	22.596 +0.146	26.499 +0.101	21.370 +0.057	1'35.538 1'36.061	17	0.523
15	6 TAYLOR Z. (CAN)	Porsche 911 GT3 CUP 992	25.413 +0.121	22.558	26.406	21.261 +0.131	1'35.638 1'35.890	15	0.252
16	19 D'AMICO A. (ITA)	Porsche 911 GT3 CUP 992	25.276	22.734 +0.152	26.462	21.284 +0.238	1'35.756 1'36.146	19	0.390
17	21 BERTONELLI D. (ITA)	Porsche 911 GT3 CUP 992	25.432 +0.047	22.623 +0.030	26.473 +0.039	21.238	1'35.766 1'35.882	14	0.116
18	35 BRISTOT A. (ITA)	Porsche 911 GT3 CUP 992	25.342 +0.151	22.643	26.481 +0.023	21.316 +0.064	1'35.782 1'36.020	16	0.238
19	5 TAYLOR N. (CAN)	Porsche 911 GT3 CUP 992	25.258 +0.106	22.626	26.622 +0.127	21.373 +0.021	1'35.879 1'36.133	18	0.254
20	22 QUINTIERI E. (ITA)	Porsche 911 GT3 CUP 992	25.511	22.568 +0.043	26.435 +0.193	21.406 +0.108	1'35.920 1'36.264	23	0.344
21	12 MARTINEZ L. (ARG)	Porsche 911 GT3 CUP 992	25.386 +0.054	22.686 +0.058	26.572 +0.074	21.302 +0.046	1'35.946 1'36.178	21	0.232
22	11 UGRAN F. (ROU)	Porsche 911 GT3 CUP 992	25.541 +0.041	22.655	26.481 +0.160	21.333 +0.005	1'36.010 1'36.216	22	0.206
23	30 GAILLARD K. (CHE)	Porsche 911 GT3 CUP 992	25.296 +0.064	22.833 +0.004	26.470	21.486 +0.015	1'36.085 1'36.168	20	0.083
24	17 BERTA B. (HUN)	Porsche 911 GT3 CUP 992	25.464 +0.059	22.742 +0.185	26.560 +0.012	21.319	1'36.085 1'36.341	24	0.256
25	56 BRUSA C. (ITA)	Porsche 911 GT3 CUP 992	25.700 +0.050	22.784	26.534	21.406 +0.029	1'36.424 1'36.503	26	0.079
26	54 STEFANELLI S. (ITA)	Porsche 911 GT3 CUP 992	25.532 +0.121	22.742 +0.201	26.700	21.450 +0.049	1'36.424 1'36.795	27	0.371
27	25 CHELI L. (SMR)	Porsche 911 GT3 CUP 992	25.584	22.746	26.667 +0.034	21.428	1'36.425 1'36.459	25	0.034
28	88 GIRONDI A. (ITA)	Porsche 911 GT3 CUP 992	25.538	22.890 +0.195	26.715 +0.151	21.590 +0.012	1'36.733 1'37.091	29	0.358
29	67 DE GIACOMI A. (ITA)	Porsche 911 GT3 CUP 992	25.674 +0.128	22.885 +0.066	26.614 +0.116	21.563	1'36.736 1'37.046	28	0.310
30	75 GALLI A. (ITA)	Porsche 911 GT3 CUP 992	25.734 +0.119	22.985 +0.053	26.785 +0.109	21.526	1'37.030 1'37.311	31	0.281
31	50 FENICI F. (ITA)	Porsche 911 GT3 CUP 992	25.659 +0.007	22.989 +0.069	26.827	21.717 +0.015	1'37.192 1'37.283	30	0.091
32	80 MOWLE L. (GBR)	Porsche 911 GT3 CUP 992	26.191 +0.131	23.018 +0.068	26.997	21.859	1'38.065 1'38.264	32	0.199
Overall Ideal Time			24.986	22.421	26.142	21.000	1'34.549		



ACI Racing Weekend Misano, 9-10 Maggio 2026
Chronological Analysis Free Practice



Misano Circuit Sic 58 4.226 m

3 A. CERQUII (1'35.741)

Lap	Seg.1	Seg.2	Seg.3	Seg.4	Lap Time	km/h	Local Time
1	1'13.954	31.382	34.979	23.869	2'44.184P	175,9	21:02'49.133
2	27.789	25.553	32.397	2'28.788	3'54.527P	175,3	21:06'43.660
3	44.844	25.667	33.880	22.280	2'06.671P	111,2	21:08'50.331
4	26.550	24.003	27.563	21.778	1'39.894	213,0	21:10'30.225
5	25.707	23.061	26.729	21.613	1'37.110	216,9	21:12'07.335
6	25.587	22.972	26.682	21.543	1'36.784	217,7	21:13'44.119
7	25.431	22.735	26.800	21.579	1'36.545	219,5	21:15'20.664
8	25.425	22.796	26.575	21.455	1'36.251	217,7	21:16'56.915
9	25.277	22.850	26.640	21.394	1'36.161	217,7	21:18'33.076
10	25.978	23.255	26.647	7'51.053	9'06.933P	218,6	21:27'40.009
11	49.511	30.266	33.105	26.630	2'19.512P	162,2	21:29'59.521
12	27.605	23.685	27.289	22.033	1'40.612	215,6	21:31'40.133
13	26.717	23.538	26.879	21.586	1'38.720	217,3	21:33'18.853
14	25.483	22.741	26.634	21.267	1'36.125	218,2	21:34'54.978
15	25.380	22.674	26.575	21.357	1'35.986	219,5	21:36'30.964
16	25.242	22.727	26.636	21.255	1'35.860	219,1	21:38'06.824
17	25.200	22.766	28.788	24.299	1'41.053C	218,6	21:39'47.877
18	25.396	24.252	31.580	9'46.389	11'07.617CP	180,9	21:50'55.494
19	44.436	23.440	26.926	21.330	1'56.132P	217,3	21:52'51.626
20	25.394	22.686	26.524	21.382	1'35.986	217,7	21:54'27.612
21	25.235	22.741	26.569	21.196	1'35.741	217,7	21:56'03.353
22	25.236	22.648	26.517	21.172	1'35.573C	218,6	21:57'38.926
23	25.260	22.607	28.720			218,6	

8	25.616	22.812	26.953	21.682	1'37.063	217,3	21:19'08.342
9	25.474	22.732	26.920	21.496	1'36.622	217,3	21:20'44.964
10	25.612	22.751	27.076	35.859	1'51.298P	216,9	21:22'36.262
11	6'01.868	23.560	27.110	21.634	7'14.172P	215,6	21:29'50.434
12	25.381	22.812	26.787	21.659	1'36.639	216,4	21:31'27.073
13	25.569	22.756	26.953	22.003	1'37.281C	217,3	21:33'04.354
14	25.700	22.811	27.091	38.970	1'54.572P	217,7	21:34'58.926
15	3'37.310	34.465	34.448	23.217	5'09.440P	130,1	21:40'08.366
16	27.292	24.862	30.663	22.240	1'45.057	186,9	21:41'53.423
17	25.442	22.879	26.622	21.632	1'36.575	217,7	21:43'29.998
18	25.401	22.686	26.712	21.549	1'36.348	217,7	21:45'06.346
19	25.364	22.626	26.749	21.394	1'36.133	217,3	21:46'42.479
20	25.428	22.757	26.848	33.111	1'48.144CP	217,7	21:48'30.623
21	4'30.689	23.014	26.883	21.550	5'42.136P	217,3	21:54'12.759
22	25.258	22.791	26.772	21.373	1'36.194	217,3	21:55'48.953
23	25.413	22.696	26.709	21.392	1'36.210C	217,7	21:57'25.163
24	25.418	22.932	26.955	34.421	1'49.726P	217,3	21:59'14.889
25	1'03.870	25.317	31.418			200,0	

6 Z. TAYLOR (1'35.890)

Lap	Seg.1	Seg.2	Seg.3	Seg.4	Lap Time	km/h	Local Time
1		29.974	32.773	23.773		160,2	21:02'16.085
2	28.613	25.921	31.591	22.764	1'48.889	127,7	21:04'04.974
3	27.857	24.329	28.281	22.135	1'42.602	212,6	21:05'47.576
4	26.635	23.692	27.510	36.081	1'53.918CP	217,7	21:07'41.494
5	4'34.284	23.425	27.912	21.527	5'47.148P	198,2	21:13'28.642
6	26.125	22.678	26.883	21.413	1'37.099	216,4	21:15'05.741
7	25.703	22.774	26.817	21.413	1'36.707	217,3	21:16'42.448
8	25.795	22.729	27.176	23.941	1'39.641	217,7	21:18'22.089
9	25.413	22.733	26.765	21.377	1'36.288C	219,1	21:19'58.377
10	25.602	22.655	27.129	36.533	1'51.919CP	217,7	21:21'50.296
11	14'16.989	31.326	32.151	23.274	15'43.740P	151,0	21:37'34.036
12	27.396	25.339	31.133	21.625	1'45.493	190,1	21:39'19.529
13	25.794	22.897	26.664	21.735	1'37.090	219,1	21:40'56.619
14	25.659	22.784	26.838	21.261	1'36.542	217,7	21:42'33.161
15	25.499	22.701	26.562	21.432	1'36.194	219,1	21:44'09.355
16	25.534	22.558	26.406	21.392	1'35.890	219,5	21:45'45.245
17	25.873	22.691	26.639	21.494	1'36.697	218,2	21:47'21.942
18	25.495	22.773	26.644	33.992	1'48.904P	218,2	21:49'10.846
19	4'17.982	23.166	26.715	21.444	5'29.307P	217,3	21:54'40.153
20	25.663	22.939	26.716	36.454	1'51.772P	218,2	21:56'31.925
21	1'08.209	23.296	26.685	39.753	2'37.943P	218,2	21:59'09.868
22	1'00.527	24.422	29.097			218,6	

4 P. DE PRENTER (1'35.716)

Lap	Seg.1	Seg.2	Seg.3	Seg.4	Lap Time	km/h	Local Time
1	28.435	32.793	25.024	25.024	1'47.923	212,6	21:02'15.341
2	29.096	24.717	29.813	24.297	1'47.923	212,6	21:04'03.264
3	27.866	24.028	27.465	22.234	1'41.593C	216,0	21:05'44.857
4	25.950	23.301	26.934	22.077	1'38.262C	216,4	21:07'23.119
5	25.882	23.292	26.860	21.546	1'37.580	216,4	21:09'00.699
6	25.915	27.062	36.015	6'58.935	8'27.927CP	129,0	21:17'28.626
7	45.758	23.474	27.265	21.920	1'58.417P	214,3	21:19'27.043
8	25.792	22.947	26.757	21.553	1'37.049	217,3	21:21'04.092
9	25.545	22.884	26.571	21.599	1'36.599	217,7	21:22'40.691
10	25.701	23.200	26.573	21.719	1'37.193C	218,2	21:24'17.884
11	25.637	22.859	26.821	21.619	1'36.936	217,7	21:25'54.820
12	25.542	22.886	26.837	21.598	1'36.863	217,7	21:27'31.683
13	25.508	22.799	26.614	21.492	1'36.413	216,9	21:29'08.096
14	25.685	22.709	26.648	21.882	1'36.924	218,6	21:30'45.020
15	25.561	22.958	26.821	21.747	1'37.087	216,4	21:32'22.107
16	25.572	22.922	26.740	21.644	1'36.878	217,3	21:33'58.985
17	25.641	25.713	29.356	4'31.461	5'52.171P	214,7	21:39'51.156
18	57.373	35.284	43.352	27.864	2'43.873P	103,5	21:42'35.029
19	32.105	28.939	34.921	27.144	2'03.109	158,8	21:44'38.138
20	26.534	28.440	27.839	21.941	1'44.754	213,0	21:46'22.892
21	25.595	23.185	26.726	21.468	1'36.974C	216,4	21:47'59.866
22	25.450	22.756	26.548	21.121	1'35.875	216,9	21:49'35.741
23	25.325	22.811	26.321	21.266	1'35.723	218,2	21:51'11.464
24	25.171	22.688	27.823	21.822	1'37.504	217,3	21:52'48.968
25	25.436	25.795	28.504	3'34.079	4'53.814P	215,1	21:57'42.782
26	42.791	23.015	26.747	21.371	1'53.924P	217,3	21:59'36.706
27	25.367	22.610	26.537	21.202	1'35.716	217,3	22:01'12.422

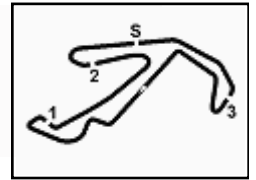
7 M. BUTTI (1'35.319)

Lap	Seg.1	Seg.2	Seg.3	Seg.4	Lap Time	km/h	Local Time
1		29.794	33.902	24.120		152,8	21:02'29.004
2	28.421	24.887	29.162	22.714	1'45.184	211,8	21:04'14.188
3	26.551	23.410	30.666	22.217	1'42.844	211,4	21:05'57.032
4	26.049	22.948	26.788	21.616	1'37.401	216,9	21:07'34.433
5	25.826	22.825	26.838	21.599	1'37.088	216,0	21:09'11.521
6	25.656	22.775	26.745	21.408	1'36.584	216,4	21:10'48.105
7	25.922	22.826	26.838	3'42.645	4'58.231P	217,7	21:15'46.336
8	46.166	25.404	28.770	25.415	2'05.755P	210,1	21:17'52.091
9	25.679	22.740	26.775	21.523	1'36.717C	217,3	21:19'28.808
10	25.713	22.730	26.546	21.453	1'36.442	217,3	21:21'05.250
11	25.698	22.792	26.712	4'05.644	5'20.846P	218,2	21:26'26.096
12	44.985	25.004	30.182	24.832	2'05.003P	212,6	21:28'31.099
13	25.746	22.744	26.818	21.340	1'36.648C	217,3	21:30'07.747
14	25.497	22.743	26.801	3'50.914	5'05.955P	218,2	21:35'13.702
15	48.360	29.698	31.572	23.856	2'13.486P	211,8	21:37'27.188
16	28.995	24.902	29.506	22.900	1'46.303	213,0	21:39'13.491
17	25.435	22.700	26.575	21.688	1'36.398	218,2	21:40'49.889
18	25.346	22.703	26.506	21.246	1'35.801	217,7	21:42'25.690
19	26.084	23.454	29.236	23.161	1'41.935	217,7	21:44'07.625
20	25.232	22.599	26.524	21.218	1'35.573	216,9	21:45'43.198
21	25.310	22.517	26.439	21.053	1'35.319	217,7	21:47'18.517
22	26.042	22.972	26.898	3'17.367	4'33.279P	217,7	21:51'51.796

5 N. TAYLOR (1'36.133)

Lap	Seg.1	Seg.2	Seg.3	Seg.4	Lap Time	km/h	Local Time
1		31.103	32.988	25.102		174,8	21:02'25.785
2	29.122	27.795	32.944	22.951	1'52.812	135,2	21:04'18.597
3	27.742	24.843	28.638	23.798	1'45.021	215,6	21:06'03.618
4	27.974	27.916	29.7				

ACI Racing Weekend Misano, 9-10 Maggio 2026
Chronological Analysis Free Practice



Misano Circuit Sic 58 4.226 m

2 / 7

22	42.621	23.440	28.239	24.531	1'58.831P	212,6	21:53'50.627
23	25.271	22.593	26.598	21.199	1'35.661	216,9	21:55'26.288
24	25.269	22.653	26.534	21.022	1'35.478	217,7	21:57'01.766
25	27.360	23.304	27.208			217,7	

1	47.086	29.497	31.258	23.908	2'11.749P	170,9	21:03'38.588
2	28.261	24.981	29.309	22.706	1'45.257	194,2	21:05'23.845
3	27.262	24.121	27.536	22.491	1'41.410	214,7	21:07'05.255
4	28.783	23.180	27.267	23.153	1'42.383	217,3	21:08'47.638
5	25.977	23.073	26.901	21.727	1'37.678C	218,2	21:10'25.316
6	25.989	23.011	27.053	23.015	1'39.068C	217,7	21:12'04.384
7	25.929	22.994	26.887	21.641	1'37.451	218,2	21:13'41.835
8	25.723	24.065	27.072	37.493	1'54.353CP	217,7	21:15'36.188
9	5'39.398	23.885	27.380	21.996	6'52.659P	216,9	21:22'28.847
10	25.813	22.962	27.041	21.936	1'37.752	218,6	21:24'06.599
11	25.895	22.886	27.030	21.879	1'37.690	217,7	21:25'44.289
12	25.793	22.926	26.892	21.534	1'37.145	218,2	21:27'21.434
13	25.892	22.850	26.784	21.693	1'37.219	217,7	21:28'58.653
14	25.648	22.866	26.691	21.593	1'36.798	218,6	21:30'35.451
15	25.569	22.928	26.816	21.490	1'36.803	216,9	21:32'12.254
16	25.892	22.875	26.836	21.644	1'37.247	217,7	21:33'49.501
17	25.747	22.997	26.632	32.045	1'47.421P	218,6	21:35'36.922
18	3'53.030	26.880	30.188	24.030	5'14.128P	199,3	21:40'51.050
19	27.796	25.314	29.035	23.122	1'45.267	202,2	21:42'36.317
20	27.203	23.640	27.407	22.360	1'40.610	220,0	21:44'16.927
21	25.688	23.027	26.745	21.501	1'36.961	218,6	21:45'53.888
22	25.829	22.806	26.553	21.456	1'36.644	219,1	21:47'30.532
23	25.693	22.890	26.587	21.515	1'36.685	218,6	21:49'07.217
24	25.541	22.701	26.668	21.333	1'36.243	218,6	21:50'43.460
25	25.641	22.704	26.593	21.853	1'36.791	217,7	21:52'20.251
26	25.678	25.553	33.865	22.458	1'47.554	171,7	21:54'07.805
27	25.580	22.700	26.508	21.307	1'36.095C	218,2	21:55'43.900
28	25.582	22.655	26.641	21.338	1'36.216	217,7	21:57'20.116
29	25.572	22.704	26.481			218,2	

8 P. DELLI GUANTI (1'35.406)

Lap	Seg.1	Seg.2	Seg.3	Seg.4	Lap Time	km/h	Local Time
		27.267	31.456	23.384	192,9	21:02'29.892	
1	28.102	24.875	29.079	33.702	1'55.758P	213,4	21:04'25.650
2	2'23.695	23.558	26.966	21.648	3'35.867P	216,0	21:08'01.517
3	25.735	23.185	26.700	21.585	1'37.205	217,3	21:09'38.722
4	25.585	22.975	27.859	21.747	1'38.166	218,6	21:11'16.888
5	25.367	22.969	26.746	21.494	1'36.576	219,1	21:12'53.464
6	25.610	22.724	26.597	21.307	1'36.238	217,7	21:14'29.702
7	25.322	22.708	26.516	21.265	1'35.811	217,7	21:16'05.513
8	25.400	22.837	26.664	31.728	1'46.629P	218,6	21:17'52.142
9	5'48.564	23.253	26.604	21.374	6'59.795P	216,4	21:24'51.937
10	25.688	22.717	26.485	21.246	1'36.136	217,7	21:26'28.073
11	25.268	22.569	26.528	21.244	1'35.609C	219,1	21:28'03.682
12	25.206	22.732	26.431	21.227	1'35.596	218,2	21:29'39.278
13	25.135	22.604	26.552	25.397	1'39.688	218,6	21:31'18.966
14	27.059	25.003	30.723	33.444	1'56.229P	173,9	21:33'15.195
15	5'48.386	25.564	27.913	22.004	7'03.867P	212,6	21:40'19.062
16	25.840	23.271	26.684	21.595	1'37.390	216,4	21:41'56.452
17	25.530	22.803	27.721	23.086	1'39.140	216,9	21:43'35.592
18	25.520	22.685	26.549	22.096	1'36.850	219,1	21:45'12.442
19	25.552	22.749	26.549	32.243	1'47.093P	218,2	21:46'59.535
20	2'46.835	23.117	26.540	21.293	3'57.785P	216,9	21:50'57.320
21	25.352	22.594	26.373	21.131	1'35.450C	218,2	21:52'32.770
22	25.156	22.697	26.366	21.187	1'35.406	219,5	21:54'08.176
23	27.731	25.193	28.598			211,4	

12 L. MARTINEZ (1'36.178)

Lap	Seg.1	Seg.2	Seg.3	Seg.4	Lap Time	km/h	Local Time
							21:01'29.270
1	47.871	28.630	31.166	24.736	2'12.403P	184,0	21:03'41.673
2	28.187	24.782	28.637	22.976	1'44.582	198,2	21:05'26.255
3	27.060	23.694	27.322	22.202	1'40.278	213,9	21:07'06.533
4	26.859	23.182	27.015	21.958	1'39.014	216,0	21:08'45.547
5	26.095	23.090	27.092	21.892	1'38.169	216,9	21:10'23.716
6	26.070	23.027	26.888	21.755	1'37.740	216,4	21:12'01.456
7	25.872	22.950	26.795	21.743	1'37.360	216,4	21:13'38.816
8	25.844	45.070	29.397	38.871	2'19.182P	213,0	21:15'57.998
9	4'53.193	25.016	28.889	22.175	6'09.273P	206,9	21:22'07.271
10	25.772	23.022	26.943	21.679	1'37.416	216,9	21:23'44.687
11	25.754	23.140	34.241	21.831	1'44.966	100,5	21:25'29.653
12	25.652	22.799	26.843	21.638	1'36.932	217,7	21:27'06.585
13	25.750	22.800	26.733	21.599	1'36.882	217,7	21:28'43.467
14	25.596	22.879	27.019	21.756	1'37.250	217,7	21:30'20.717
15	26.948	23.697	27.708	37.421	1'55.774P	216,9	21:32'16.491
16	7'46.741	28.322	29.974	25.014	9'10.051P	193,9	21:41'26.542
17	28.141	25.951	29.818	37.370	2'01.280P	191,2	21:43'27.822
18	2'37.570	24.121	33.603	25.049	4'00.343P	144,2	21:47'28.165
19	25.386	22.978	26.858	21.426	1'36.648	217,3	21:49'04.813
20	25.696	22.720	26.708	21.302	1'36.426	216,4	21:50'41.239
21	25.440	22.744	26.646	21.348	1'36.178	217,7	21:52'17.417
22	25.600	22.780	26.572	21.360	1'36.312	217,3	21:53'53.729
23	25.640	22.764	26.921	21.725	1'37.050C	217,3	21:55'30.779
24	25.449	22.710	26.695	21.519	1'36.373	217,3	21:57'07.152
25	25.405	22.785	26.770	21.642	1'36.602	217,7	21:58'43.754
26	25.642	22.686	26.638			217,7	

14 S. VAN SOELEN (1'35.098)

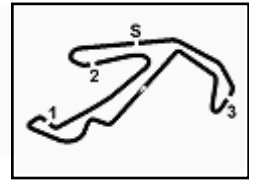
Lap	Seg.1	Seg.2	Seg.3	Seg.4	Lap Time	km/h	Local Time
							21:00'24.759
1	1'02.928	26.700	29.640	23.265	2'22.533P	212,6	21:02'47.292
2	27.914	24.837	28.296	22.420	1'43.467	216,0	21:04'30.759
3	26.302	23.319	26.595	21.667	1'37.883	217,3	21:06'08.642
4	25.969	23.212	26.954	2'34.842	3'50.977P	218,2	21:09'59.619
5	42.478	23.417	26.577	21.485	1'53.957P	216,4	21:11'53.576

11 F. UGRAN (1'36.216)

Lap	Seg.1	Seg.2	Seg.3	Seg.4	Lap Time	km/h	Local Time
							21:01'26.839



ACI Racing Weekend Misano, 9-10 Maggio 2026
Chronological Analysis Free Practice



Misano Circuit Sic 58 4.226 m

6	25.600	22.838	26.494	25.289	1'40.221C	217,7	21:13'33.797	22	25.734	22.834	26.931	21.564	1'37.063	218,6	21:50'17.050
7	25.526	22.841	26.394	21.348	1'36.109	218,2	21:15'09.906	23	25.633	22.834	26.790	21.563	1'36.820	218,2	21:51'53.870
8	25.524	22.784	26.245	21.308	1'35.861	219,1	21:16'45.767	24	25.464	22.872	26.560	21.467	1'36.363	219,1	21:53'30.233
9	25.310	22.819	26.352	21.363	1'35.844	218,2	21:18'21.611	25	25.587	22.742	26.735	21.465	1'36.529	217,7	21:55'06.762
10	25.402	22.791	26.402	21.285	1'35.880	218,6	21:19'57.491	26	26.714	23.014	28.159			216,0	
11	25.260	22.763	26.282	21.235	1'35.540	219,1	21:21'33.031	18 W. MEZZETTI (1'35.810)							
12	25.316	22.764	26.257	21.271	1'35.608	219,1	21:23'08.639								
13	25.479	22.849	26.439	6'24.383	7'39.150P	218,6	21:30'47.789	Lap	Seg.1	Seg.2	Seg.3	Seg.4	Lap Time	km/h	Local Time
14	46.962	25.258	28.640	22.655	2'03.515P	214,3	21:32'51.304	1	27.090	24.581	30.063	33.894	1'55.628P	210,5	21:04'28.149
15	26.713	23.488	26.693	21.535	1'38.429	217,3	21:34'29.733	2	1'10.338	23.610	29.619	21.998	2'25.565P	214,7	21:06'53.714
16	25.739	22.859	26.226	21.228	1'36.052	218,6	21:36'05.785	3	25.792	23.091	26.820	21.629	1'37.332	216,4	21:08'31.046
17	26.104	22.822	26.173	21.076	1'36.175	218,6	21:37'41.960	4	25.838	22.913	26.622	21.522	1'36.895	216,4	21:10'07.941
18	25.203	22.646	26.142	21.107	1'35.098	219,5	21:39'17.058	5	25.697	23.048	26.756	21.403	1'36.904C	217,3	21:11'44.845
19	25.310	22.515	26.680	4'17.764	5'32.269P	219,5	21:44'49.327	6	25.506	22.725	26.959	21.550	1'36.740	216,4	21:13'21.585
20	43.660	23.139	26.368	21.268	1'54.435P	219,1	21:46'43.762	7	25.507	22.777	26.689	32.364	1'47.337P	217,7	21:15'08.922
21	25.339	22.605	26.236	1'43.814	2'57.994CP	218,6	21:49'41.756	8	5'40.978	24.091	26.855	21.383	6'53.307P	215,6	21:28'02.229
22	43.389	23.561	29.313			200,7		9	25.693	22.973	26.622	21.413	1'36.701	216,4	21:23'38.930

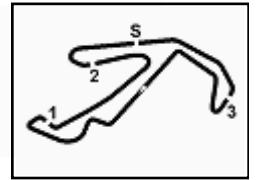
15 A. FESTANTE (1'35.107)							
Lap	Seg.1	Seg.2	Seg.3	Seg.4	Lap Time	km/h	Local Time
1	1'06.016	27.822	35.257	37.471	2'46.566P	151,7	21:00'22.792
2	48.622	30.066	33.558	1'50.223	3'42.469P	137,4	21:06'51.827
3	1'21.356	24.034	27.197	21.853	2'34.440P	216,9	21:09'26.267
4	26.178	23.150	26.850	21.659	1'37.837C	217,7	21:11'04.104
5	25.866	23.159	26.741	21.612	1'37.378	218,2	21:12'41.482
6	25.933	23.056	26.894	21.466	1'37.349	218,2	21:14'18.831
7	25.481	22.712	26.716	21.329	1'36.238	219,1	21:15'55.069
8	25.679	22.955	26.621	21.406	1'36.501	219,5	21:17'31.570
9	25.605	23.682	28.229	22.415	1'39.931	217,3	21:19'11.501
10	25.338	23.749	26.808	21.397	1'37.292	218,2	21:20'48.793
11	25.541	22.704	26.558	21.284	1'36.087	217,7	21:22'24.880
12	25.355	22.754	26.540	21.430	1'36.079	218,2	21:24'00.959
13	25.517	22.840	27.038	5'35.076	6'50.471P	219,1	21:30'51.430
14	48.208	26.953	28.784	22.985	2'06.930P	213,9	21:32'58.360
15	26.770	24.109	27.289	22.022	1'40.190	215,1	21:34'38.550
16	26.164	23.506	26.640	21.271	1'37.581	217,7	21:36'16.131
17	25.132	22.704	26.428	21.197	1'35.461	218,2	21:37'51.592
18	25.519	22.743	26.559	21.364	1'36.185	219,1	21:39'27.777
19	24.986	22.594	26.368	21.159	1'35.107	219,5	21:41'02.884
20	26.314	23.780	27.229	22.208	1'39.531	219,5	21:42'42.415
21	25.488	23.558	26.870	4'56.080	6'11.996P	218,6	21:48'54.411
22	1'03.587	24.004	27.329			216,4	

17 B. BERTA (1'36.341)							
Lap	Seg.1	Seg.2	Seg.3	Seg.4	Lap Time	km/h	Local Time
1	32.977	30.817	32.917	26.167	203,0	21:02'26.032	
2	28.449	25.605	31.328	24.310	1'58.279	181,2	21:04'24.311
3	46.296	24.005	27.532	22.375	2'00.208P	214,3	21:11'07.695
4	26.481	23.409	26.921	21.773	1'38.584	216,0	21:12'46.279
5	26.200	23.617	26.814	22.123	1'38.754C	216,4	21:14'25.033
6	26.120	23.148	27.010	21.846	1'38.124C	216,9	21:16'03.157
7	25.982	23.216	27.072	21.889	1'38.159	217,7	21:17'41.316
8	25.958	23.053	26.932	21.777	1'37.720	217,3	21:19'19.036
9	25.923	22.951	26.755	21.575	1'37.204	218,2	21:20'56.240
10	25.697	23.061	26.765	21.669	1'37.192	217,7	21:22'33.432
11	25.645	22.986	26.744	21.610	1'36.985	217,7	21:24'10.417
12	25.922	23.170	26.905	4'28.878	5'44.875P	218,6	21:29'55.292
13	44.513	23.447	26.841	21.608	1'56.409P	217,3	21:31'51.701
14	25.789	22.886	26.936	22.287	1'37.898C	218,6	21:33'29.599
15	26.032	23.492	27.213	3'36.284	4'53.021P	217,3	21:38'22.620
16	48.995	28.129	29.281	22.988	2'09.393P	211,8	21:40'32.013
17	26.685	23.807	27.383	21.924	1'39.799	214,7	21:42'11.812
18	26.015	23.289	26.923	21.894	1'38.121	217,7	21:43'49.933
19	25.932	23.014	26.773	21.400	1'37.119	218,6	21:45'27.052
20	25.515	23.036	26.604	21.439	1'36.594	217,7	21:47'03.646
21	25.523	22.927	26.572	21.319	1'36.341	219,5	21:48'39.987

18 W. MEZZETTI (1'35.810)							
Lap	Seg.1	Seg.2	Seg.3	Seg.4	Lap Time	km/h	Local Time
1	27.090	24.581	30.063	33.894	1'55.628P	210,5	21:04'28.149
2	1'10.338	23.610	29.619	21.998	2'25.565P	214,7	21:06'53.714
3	25.792	23.091	26.820	21.629	1'37.332	216,4	21:08'31.046
4	25.838	22.913	26.622	21.522	1'36.895	216,4	21:10'07.941
5	25.697	23.048	26.756	21.403	1'36.904C	217,3	21:11'44.845
6	25.506	22.725	26.959	21.550	1'36.740	216,4	21:13'21.585
7	25.507	22.777	26.689	32.364	1'47.337P	217,7	21:15'08.922
8	5'40.978	24.091	26.855	21.383	6'53.307P	215,6	21:28'02.229
9	25.693	22.973	26.622	21.413	1'36.701	216,4	21:23'38.930
10	25.560	22.670	26.678	21.330	1'36.238C	217,3	21:25'15.168
11	25.398	22.848	26.682	21.295	1'36.223	217,7	21:26'51.391
12	25.386	22.824	26.552	21.463	1'36.252C	218,2	21:28'27.616
13	25.475	22.948	26.580	21.401	1'36.404	218,2	21:30'04.020
14	25.508	22.905	27.807	34.550	1'50.770P	217,7	21:31'54.790
15	7'11.288	28.345	28.397	22.068	8'30.098P	208,1	21:40'24.888
16	26.034	23.349	27.477	21.374	1'38.234	212,2	21:42'03.122
17	25.409	22.918	26.648	21.432	1'36.407	218,6	21:43'39.529
18	25.400	22.795	26.584	21.538	1'36.317	218,6	21:45'15.846
19	25.527	22.893	26.613	21.534	1'36.567	219,1	21:46'52.413
20	25.558	24.861	27.094	32.083	1'49.596P	217,7	21:48'42.009
21	4'02.777	26.667	27.021	21.799	5'18.264P	216,4	21:54'00.273
22	25.482	22.750	26.493	21.238	1'35.963	218,6	21:55'36.236
23	25.318	22.742	26.339	21.411	1'35.810	218,2	21:57'12.046
24	25.349	22.626	26.598			218,2	

19 A. D'AMICO (1'36.146)							
Lap	Seg.1	Seg.2	Seg.3	Seg.4	Lap Time	km/h	Local Time
1	27.920	23.932	27.937	22.560	1'42.349	212,6	21:04'22.952
2	26.387	23.715	27.425	22.871	1'40.398	218,2	21:06'03.350
3	26.390	23.245	27.087	22.000	1'38.722	217,7	21:07'42.072
4	26.213	23.012	27.177	21.841	1'38.243	217,7	21:09'20.315
5	26.028	23.174	26.901	21.781	1'37.884	218,2	21:10'58.199
6	25.935	22.932	26.890	21.563	1'37.320C	218,6	21:12'35.519
7	26.436	22.975	26.874	21.906	1'38.191	217,7	21:14'13.710
8	25.943	22.951	26.726	21.917	1'37.537	218,6	21:15'51.247
9	25.641	23.141	26.701	21.870	1'37.353	219,1	21:17'28.600
10	25.874	22.968	26.809	21.599	1'37.250	217,3	21:19'05.850
11	27.920	28.027	27.148	33.605	1'56.700P	217,7	21:21'02.550
12	18'07.039	26.090	28.569	22.453	19'24.151P	210,1	21:40'26.701
13	26.029	23.261	26.852	21.564	1'37.706	216,9	21:42'04.407
14	25.567	22.868	26.778	21.741	1'36.954C	217,3	21:43'41.361
15	25.553	22.874	26.607	21.431	1'36.465C	219,1	21:45'17.826
16	25.407	22.734	26.590	21.468	1'36.199	219,1	21:46'54.025
17	25.276	22.886	26.462	21.522	1'36.146	218,2	21:48'30.171
18	25.463	22.856	26.591	21.284			

ACI Racing Weekend Misano, 9-10 Maggio 2026
Chronological Analysis Free Practice



Misano Circuit Sic 58.4.226m

8	25.553	22.772	26.682	21.576	1'36.583	218,6	21:25'50.149
9	25.352	22.685	26.706	21.435	1'36.178	217,7	21:27'26.327
10	25.367	22.686	26.500	21.232	1'35.785	217,7	21:29'02.112
11	25.431	23.159	27.367	12'13.979	13'29.936P	217,3	21:42'32.048
12	50.116	29.584	31.972	24.664	2'16.336P	180,9	21:44'48.384
13	27.337	25.633	28.943	22.378	1'44.291	208,5	21:46'32.675
14	26.463	23.212	29.564	21.321	1'40.560	138,5	21:48'13.235
15	25.141	22.632	26.327	21.260	1'35.360C	218,2	21:49'48.595
16	25.282	22.681	26.875	23.356	1'38.194	218,2	21:51'26.789
17	25.065	22.606	26.530	21.260	1'35.461	218,2	21:53'02.250
18	25.278	22.686	26.497	21.427	1'35.888	218,6	21:54'38.138
19	25.265	22.428	27.413	26.266	1'41.372C	218,6	21:56'19.510
20	25.237	22.498	26.343	21.179	1'35.257	217,7	21:57'54.767
21	25.230	24.375	27.614				214,7

24 F. FANT (1'35.658)							
Lap	Seg.1	Seg.2	Seg.3	Seg.4	Lap Time	km/h	Local Time
1	52.803	28.382	34.690	38.083	2'33.958P	161,0	21:00'36.861
2	48.216	26.925	31.234	1'52.432	3'38.807P	175,9	21:06'49.626
3	1'05.670	26.554	29.879	22.125	2'24.228P	153,0	21:09'13.854
4	26.188	23.156	28.269	21.874	1'39.487	191,2	21:10'53.341
5	25.801	23.065	26.674	21.570	1'37.110	217,7	21:12'30.451
6	25.841	22.938	26.721	21.663	1'37.163C	217,7	21:14'07.614
7	25.539	22.923	26.657	21.631	1'36.750	217,7	21:15'44.364
8	25.445	22.893	26.565	21.670	1'36.573	218,6	21:17'20.937
9	25.511	22.902	26.637	21.597	1'36.647	216,9	21:18'57.584
10	25.644	22.785	26.719	21.452	1'36.600	218,6	21:20'34.184
11	25.434	22.986	26.705	21.814	1'36.939	218,2	21:22'11.123
12	25.545	22.766	26.586	21.428	1'36.325	219,5	21:23'47.448
13	25.788	22.788	26.622	5'46.764	7'01.962P	219,1	21:30'49.410
14	48.342	26.522	30.429	24.689	2'09.982P	192,2	21:32'59.392
15	27.075	24.477	28.076	22.353	1'41.981	202,2	21:34'41.373
16	26.428	23.341	26.564	21.765	1'38.098	216,9	21:36'19.471
17	25.327	22.772	26.366	21.193	1'35.658	219,1	21:37'55.129
18	25.565	22.613	26.433	21.205	1'35.816	219,5	21:39'30.945
19	25.250	22.756	26.331	21.348	1'35.685	219,1	21:41'06.630
20	25.337	22.648	27.024	4'10.472	5'25.481P	219,1	21:46'32.111
21	53.701	26.889	27.665	23.188	2'11.443P	208,5	21:48'43.554
22	25.398	22.773	26.329			218,2	

21 D. BERTONELLI (1'35.882)							
Lap	Seg.1	Seg.2	Seg.3	Seg.4	Lap Time	km/h	Local Time
1	43.282	28.635	31.351	36.410	2'19.678P	164,9	21:04'59.198
2	58.545	23.513	27.143	21.902	2'11.103P	216,4	21:07'10.301
3	25.913	23.886	26.920	21.568	1'38.287	217,7	21:08'48.588
4	25.714	22.896	26.810	21.520	1'36.940	218,6	21:10'25.528
5	26.079	22.989	27.027	21.588	1'37.683C	219,5	21:12'03.211
6	25.890	22.923	26.871	21.474	1'37.158	218,2	21:13'40.369
7	25.670	23.452	27.356	3'42.075	4'58.553P	217,7	21:18'38.922
8	42.374	23.092	26.829	21.572	1'53.867P	217,3	21:20'32.789
9	25.644	22.891	26.817	21.740	1'37.092	218,2	21:22'09.881
10	25.521	22.899	26.719	21.384	1'36.523	218,2	21:23'46.404
11	25.624	22.757	26.876	21.522	1'36.779	219,5	21:25'23.183
12	25.469	22.930	26.658	21.379	1'36.436	219,1	21:26'59.619
13	25.730	23.038	28.001	3'06.929	4'23.698P	218,2	21:31'23.317
14	44.556	24.776	27.057	21.558	1'57.947P	217,7	21:33'21.264
15	25.784	22.859	26.643	21.364	1'36.650	219,1	21:34'57.914
16	25.638	22.858	26.753	21.482	1'36.731C	218,2	21:36'34.645
17	25.687	22.845	27.355	2'30.761	3'46.648P	219,5	21:40'21.293
18	47.163	32.829	36.134	23.260	2'19.386P	97,3	21:42'40.679
19	27.943	24.064	27.273	21.792	1'41.072	214,3	21:44'21.751
20	25.624	22.815	26.618	21.609	1'36.666	218,6	21:45'58.417
21	25.509	22.727	26.591	21.433	1'36.260	219,1	21:47'34.677
22	25.450	22.658	26.557	21.291	1'35.956	219,1	21:49'10.633
23	25.432	22.644	26.505	21.307	1'35.888	219,5	21:50'46.521
24	25.479	22.653	26.512	21.238	1'35.882	219,5	21:52'22.403
25	25.495	22.714	26.787	21.565	1'36.561	219,5	21:53'58.964
26	25.476	22.743	26.671	22.136	1'37.026	218,6	21:55'35.990
27	26.894	22.727	26.596	21.283	1'37.500	218,2	21:57'13.490
28	25.904	22.623	26.541	21.398	1'36.466	219,5	21:58'49.956
29	25.476	22.631	26.473	21.583	1'36.163	219,5	22:00'26.119

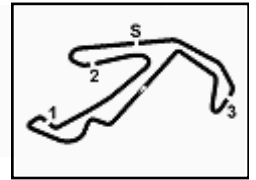
25 L. CHELI (1'36.459)							
Lap	Seg.1	Seg.2	Seg.3	Seg.4	Lap Time	km/h	Local Time
1	29.363	30.006	34.457	24.984	2'39.830	172,5	21:02'32.513
2	26.895	24.936	29.822	23.235	1'47.356	214,3	21:04'19.869
3	26.372	24.038	28.192	22.901	1'42.026	216,9	21:06'01.895
4	26.372	23.462	27.329	22.156	1'39.319	216,4	21:07'41.214
5	26.105	23.152	27.077	21.719	1'38.053	216,4	21:09'19.267
6	25.928	23.101	27.065	22.153	1'38.247	216,4	21:10'57.514
7	25.916	22.886	27.007	21.955	1'37.764	216,4	21:12'35.278
8	27.099	23.124	26.970	21.818	1'39.011	217,7	21:14'14.289
9	25.917	22.996	26.842	21.825	1'37.580	217,7	21:15'51.869
10	25.811	22.984	26.853	33.322	1'48.970P	217,3	21:17'40.839
11	7'40.553	29.101	32.656	25.913	9'08.223P	184,6	21:26'49.062
12	29.538	24.694	28.351	23.527	1'46.110	215,6	21:28'35.172
13	25.799	23.060	26.925	21.466	1'37.250	217,3	21:30'12.422
14	25.844	22.883	26.686	21.605	1'37.018	217,7	21:31'49.440
15	25.784	22.837	26.717	21.871	1'37.209	217,3	21:33'26.649
16	25.739	22.890	26.667	21.602	1'36.898	217,7	21:35'03.547
17	25.819	23.023	28.734	34.772	1'52.348P	216,9	21:36'55.895
18	4'42.932	23.537	27.906	25.610	5'59.985P	217,3	21:42'55.880
19	25.893	22.966	26.967	21.897	1'37.723	217,7	21:44'33.603
20	26.320	22.809	26.966	21.978	1'38.073	217,7	21:46'11.676
21	25.700	22.864	26.774	21.650	1'36.988	217,3	21:47'48.664
22	25.584	22.746	26.701	21.428	1'36.459	217,7	21:49'25.123
23	26.018	23.391	27.519	34.578	1'51.506P	216,4	21:51'16.629
24	3'26.671	24.485	27.800			216,0	

22 E. QUINTIERI (1'36.264)							
Lap	Seg.1	Seg.2	Seg.3	Seg.4	Lap Time	km/h	Local Time
1	28.299	30.408	31.133	24.515	2'06.355	206,1	21:03'23.005
2	27.110	24.700	27.941	22.928	1'43.868	214,7	21:05'06.873
3	26.087	23.670	26.988	21.871	1'39.639	216,0	21:06'46.512
4	26.104	22.915	26.683	21.621	1'37.464	216,9	21:08'23.976
5	26.104	22.915	26.738	21.662	1'37.419C	216,4	21:10'01.395
6	25.739	22.939	26.713	21.704	1'37.095	216,0	21:11'38.490
7	25.743	22.844	26.784	36.334	1'51.705P	216,4	21:13'30.195
8	7'14.553	30.461	31.505	24.484	8'41.003P	183,1	21:22'11.198
9	28.766	24.325	28.022	22.626	1'43.739	214,7	21:23'54.937
10	27.174	24.690	29.022	38.895	1'59.781P	215,1	21:25'54.718
11	2'46.451	24.711	28.064	22.970	4'02.196P	213,0	21:29'56.914
12	26.034	24.716	27.158	21.908	1'39.816	216,0	21:31'36.730
13	25.587	22.737	26.580	22.955	1'37.859	217,3	21:33'14.589
14	25.511	22.611	26.628	21.514	1'36.264	217,7	21:34'50.853
15	25.573	22.508	26.733	35.642	1'50.456CP	218,6	21:36'41.309
16	4'43.064	23.265	26.838	21.662	5'54.829P	217,3	21:42'36.138
17	25.561	22.726	26.595	21.406	1'36.288	217,3	21:44'12.426
18	25.530	22.837	26.461	21.804	1'36.632	217,7	21:45'49.058

28 G. AMATI (1'35.631)							
Lap	Seg.1	Seg.2	Seg.3	Seg.4	Lap Time	km/h	Local Time
1	28.266	29.031	34.649	24.676	2'16.622	178,2	21:03'27.623
2	25.861	25.264	31.424	22.143	1'47.097	165,6	21:05'14.720
3		23.007	26.996	21.574	1'37.438	216,0	21:06'52.158



ACI Racing Weekend Misano, 9-10 Maggio 2026
Chronological Analysis Free Practice



Misano Circuit Sic 58 4.226 m

5 / 7

3	25.665	22.787	26.826	21.778	1'37.056	216,0	21:08'29.214	6	25.728	23.125	26.985	31.351	1'47.189P	216,4	21:13'21.986
4	25.594	22.735	26.720	21.368	1'36.417	217,3	21:10'05.631	7	7'26.118	29.135	33.933	25.296	8'54.482P	198,5	21:22'16.468
5	25.466	22.840	26.701	21.492	1'36.499	217,3	21:11'42.130	8	28.132	24.546	27.973	22.183	1'42.834	216,2	21:23'59.302
6	25.504	22.736	26.696	21.321	1'36.257C	217,3	21:13'18.387	9	26.097	25.380	27.549	21.916	1'40.942	204,9	21:25'40.244
7	25.445	22.661	26.675	21.417	1'36.198	216,4	21:14'54.585	10	25.607	22.961	26.838	21.438	1'36.844C	217,7	21:27'17.088
8	25.389	22.535	26.561	21.405	1'35.890	216,4	21:16'30.475	11	25.191	22.750	26.537	21.000	1'35.478	217,3	21:28'52.566
9	25.425	22.552	26.640	21.872	1'36.489C	216,9	21:18'06.964	12	25.201	22.704	26.558	21.226	1'35.689	217,7	21:30'28.255
10	25.321	22.447	26.610	21.409	1'35.787C	217,3	21:19'42.751	13	25.251	22.685	26.549	34.942	1'49.427P	217,3	21:32'17.682
11	25.638	22.650	27.360	34.159	1'49.807P	216,9	21:21'32.558	14	4'12.876	24.962	26.864	21.261	5'25.963P	216,0	21:37'43.645
12	3'22.126	26.597	30.088	22.035	4'40.846P	214,7	21:26'13.404	15	25.340	22.528	26.777	22.386	1'37.031C	216,9	21:39'20.676
13	25.441	22.702	26.542	21.252	1'35.937	217,7	21:27'49.341	16	25.488	22.696	26.460	34.582	1'49.226CP	218,2	21:41'09.902
14	25.619	22.693	26.533	21.206	1'36.051	217,7	21:29'25.392	17	4'46.439	23.032	28.091	21.230	5'58.792P	195,3	21:47'08.694
15	25.465	22.690	26.481	33.323	1'47.959P	218,6	21:31'13.351	18	25.380	22.769	26.438	21.474	1'36.061	217,7	21:48'44.755
16	4'25.253	32.230	36.103	39.659	6'13.245P	145,6	21:37'26.596	19	25.371	22.561	26.614	21.184	1'35.730	218,6	21:50'20.485
17	2'53.951	25.582	30.130	22.991	4'12.654P	210,9	21:41'39.250	20	25.342	22.524	26.525	21.284	1'35.675	216,4	21:51'56.160
18	26.933	24.447	30.791	22.012	1'44.183	213,9	21:43'23.433	21	25.335	22.423	26.443	21.191	1'35.392C	217,3	21:53'31.552
19	25.569	22.820	26.533	21.446	1'36.368	217,7	21:44'59.801	22	25.700	22.640	27.071	31.751	1'47.162P	216,4	21:55'18.714
20	25.451	22.703	26.475	21.311	1'35.940	218,2	21:46'35.741								
21	25.461	22.520	26.416	21.234	1'35.631	217,7	21:48'11.372								
22	25.424	22.645	26.367	21.410	1'35.846	218,6	21:49'47.218								
23	25.609	22.421	26.458	21.254	1'35.742C	216,9	21:51'22.960								
24	25.413	22.685	26.422	21.271	1'35.791	219,1	21:52'58.751								
25	25.516	22.561	26.657	23.369	1'38.103	220,4	21:54'36.854								
26	25.495	22.515	26.543	21.423	1'35.976	218,2	21:56'12.830								
27	29.815	26.330	28.550	21.561	1'46.256	210,9	21:57'59.086								
28	25.399	22.566	46.678			94,4									

32 G. QUARESMINI (1'35.730)

Lap	Seg.1	Seg.2	Seg.3	Seg.4	Lap Time	km/h	Local Time
1	27.499	24.025	28.370	22.753	1'42.647	215,6	21:05'01.167
2	26.648	23.651	26.974	22.049	1'39.322	215,6	21:06'40.489
3	25.824	22.859	26.882	21.647	1'37.212	215,6	21:08'17.701
4	25.580	22.702	26.654	21.693	1'36.629	216,0	21:09'54.330
5	25.323	22.856	26.618	21.817	1'36.614	216,4	21:11'30.944
6	25.474	22.701	26.678	21.693	1'36.546C	216,9	21:13'07.490
7	25.489	22.746	27.052	38.263	1'53.550CP	217,3	21:15'01.040
8	5'56.344	27.269	27.201	21.887	7'12.701P	216,4	21:22'13.741
9	25.374	22.830	26.491	21.463	1'36.158	217,7	21:23'49.899
10	25.367	22.691	26.549	21.522	1'36.129	218,2	21:25'26.028
11	25.663	23.429	26.722	21.713	1'37.527	217,7	21:27'03.555
12	25.492	22.648	26.504	21.492	1'36.136	218,2	21:28'39.691
13	25.701	22.765	26.950	35.369	1'50.785CP	217,7	21:30'30.476
14	5'00.836	26.386	29.994	36.206	6'33.422P	214,3	21:37'03.898
15	3'15.239	24.433	29.249	23.085	4'32.006P	191,2	21:41'35.904
16	27.325	23.605	27.156	22.071	1'40.157	216,4	21:43'16.061
17	25.453	22.836	26.503	21.536	1'36.328	217,7	21:44'52.389
18	25.446	22.799	26.299	21.417	1'35.961	218,6	21:46'28.350
19	25.371	22.837	26.480	21.449	1'36.137	217,7	21:48'04.487
20	25.367	22.666	26.270	21.427	1'35.730	217,7	21:49'40.217
21	25.334	22.625	26.386	21.891	1'36.236C	217,7	21:51'16.453
22	25.309	22.585	26.559	21.916	1'36.369	218,2	21:52'52.822
23	29.797	26.068	27.048	23.423	1'46.336	217,7	21:54'39.158
24	25.461	22.730	26.497	21.682	1'36.370	218,2	21:56'15.528
25	25.376	22.685	26.519	21.326	1'35.906	218,2	21:57'51.434
26	25.484	22.554	26.540	21.449	1'36.027	218,6	21:59'27.461
27	25.630	22.919	26.567			219,1	

33 N. SCHAAP (1'36.061)

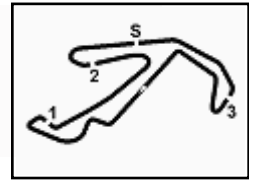
Lap	Seg.1	Seg.2	Seg.3	Seg.4	Lap Time	km/h	Local Time
1	47.061	29.994	33.081	25.173	2'15.309P	180,3	21:03'56.508
2	28.861	25.086	28.974	22.441	1'45.362	183,7	21:05'41.870
3	26.014	23.326	27.000	21.644	1'37.984C	214,3	21:07'19.854
4	25.651	23.114	26.920	21.656	1'37.341	217,3	21:08'57.195
5	25.493	23.419	26.701	21.508	1'37.121	216,9	21:10'34.316
6	25.444	22.926	26.763	21.389	1'36.522	218,2	21:12'10.838
7	26.178	23.323	28.579	3'09.773	4'27.853P	213,4	21:16'38.691
8	46.351	23.846	27.579	21.508	1'59.284P	213,0	21:18'37.975
9	25.262	22.945	26.668	21.379	1'36.254	217,3	21:20'14.229
10	25.325	22.818	26.663	21.512	1'36.318	217,7	21:21'50.547
11	25.462	22.784	26.645	21.424	1'36.315	218,2	21:23'26.862
12	25.302	22.946	26.589	21.396	1'36.233	217,7	21:25'03.095
13	25.528	22.794	26.559	21.392	1'36.273	217,7	21:26'39.368
14	25.331	22.814	26.617	21.405	1'36.167	218,2	21:28'15.535
15	26.248	23.278	27.285	21.386	1'38.197	218,2	21:29'53.732
16	25.292	22.742	26.600	21.427	1'36.061	217,7	21:31'29.793

31 C. BERTUCA (1'35.478)

Lap	Seg.1	Seg.2	Seg.3	Seg.4	Lap Time	km/h	Local Time
1	28.029	29.006	31.557	24.514	2'06.514	213,9	21:03'21.475
2	27.987	24.191	27.753	22.431	1'42.404	213,9	21:05'03.879
3	26.041	23.651	27.026	21.588	1'40.252	216,9	21:06'44.131
4	26.041	22.879	26.879	21.564	1'37.363	216,9	21:08'21.494
5	25.614	22.852	26.717	21.514	1'36.697	216,9	21:09'58.191
6	25.474	22.655	26.885	21.592	1'36.606	216,4	21:11'34.797



ACI Racing Weekend Misano, 9-10 Maggio 2026
Chronological Analysis Free Practice



Misano Circuit Sic 58 4.226 m

17	25.380	22.803	26.768	6'52.659	8'07.610P	216,4	21:39'37.403
18	48.833	28.951	30.780	23.921	2'12.485P	184,9	21:41'49.888
19	27.409	28.145	29.067	22.529	1'47.150	186,2	21:43'37.038
20	25.745	25.215	30.571	22.193	1'43.724	142,5	21:45'20.762
21	25.384	22.829	26.698	21.435	1'36.346	218,6	21:46'57.108
22	25.243	22.775	28.319	22.034	1'38.371	213,0	21:48'35.479
23	25.073	22.746	26.499	22.222	1'36.540C	218,6	21:50'12.019
24	25.417	22.596	28.073	21.370	1'37.456	208,1	21:51'49.475
25	26.122	31.832	33.326			178,2	

29	25.772	24.182	27.927				219,1
----	--------	--------	--------	--	--	--	--------------

54 S. STEFANELLI (1'36.795)

Lap	Seg.1	Seg.2	Seg.3	Seg.4	Lap Time	km/h	Local Time
		29.561	33.332	26.786		204,2	21:02'22.752
1	30.659	27.385	30.767	25.158	1'53.969	203,8	21:04'16.721
2	27.542	24.738	35.111	3'12.105	4'39.496P	142,1	21:08'56.217
3	47.912	27.251	28.807	22.515	2'06.485P	201,5	21:11'02.702
4	26.348	25.212	27.483	22.197	1'41.240	214,3	21:12'43.942
5	25.908	23.284	27.258	22.128	1'38.578	217,3	21:14'22.520
6	26.032	23.336	27.031	21.968	1'38.367	216,4	21:16'00.887
7	25.637	23.254	26.852	21.903	1'37.646	217,3	21:17'38.533
8	26.086	22.980	27.005	21.747	1'37.818	216,0	21:19'16.351
9	26.003	22.940	26.779	21.724	1'37.446	217,3	21:20'53.797
10	25.658	23.013	27.036	3'48.698	5'04.405P	218,6	21:25'58.202
11	48.759	23.310	27.192	21.992	2'01.253P	216,0	21:27'59.455
12	25.914	22.966	27.004	21.916	1'37.800	216,4	21:29'37.255
13	25.774	23.096	27.149	28.173	1'44.192	216,0	21:31'21.447
14	25.822	27.894	33.513	26.594	1'53.823	169,5	21:33'15.270
15	26.049	22.873	26.854	3'27.831	4'43.607P	218,6	21:37'58.877
16	1'29.529	30.349	33.361	27.714	3'00.953P	158,6	21:40'59.830
17	31.009	25.552	28.517	24.393	1'49.471	210,1	21:42'49.301
18	29.776	25.062	29.045	22.551	1'46.434	212,6	21:44'35.735
19	26.290	24.036	27.333	21.993	1'39.652	216,9	21:46'15.387
20	26.141	23.205	26.859	21.929	1'38.134	218,2	21:47'53.521
21	25.784	22.859	26.914	21.646	1'37.203	220,0	21:49'30.724
22	25.653	22.943	26.700	21.499	1'36.795	218,6	21:51'07.519
23	25.532	22.890	26.935	21.450	1'36.807	217,3	21:52'44.326
24	25.843	22.742	26.957	21.747	1'37.289	216,4	21:54'21.615
25	25.779	22.975	26.783	21.539	1'37.076	218,6	21:55'58.691
26	25.845	22.803	26.811	1'52.267	3'07.726P	217,3	21:59'06.417
27	49.017	26.873	36.169			104,1	

56 C. BRUSA (1'36.503)

Lap	Seg.1	Seg.2	Seg.3	Seg.4	Lap Time	km/h	Local Time
		30.381	34.311	26.751		184,3	21:02'42.150
1	30.017	26.097	30.058	23.851	1'50.023	209,3	21:04'32.173
2	27.677	25.197	30.401	22.516	1'45.791	203,8	21:06'17.964
3	26.492	23.417	27.234	22.171	1'39.314	216,0	21:07'57.278
4	26.098	23.095	27.050	21.855	1'38.098	216,9	21:09'35.376
5	26.250	23.295	28.909	35.732	1'54.186P	216,4	21:11'29.562
6	2'30.171	24.093	27.103	21.943	3'43.310P	216,4	21:15'12.872
7	26.223	23.010	26.976	21.807	1'38.016	216,0	21:16'50.888
8	26.094	22.943	26.933	21.748	1'37.578C	216,0	21:18'28.466
9	25.948	22.943	26.974	21.640	1'37.505	215,6	21:20'05.971
10	27.387	24.464	28.854	34.693	1'55.398P	212,6	21:22'01.369
11	4'58.539	23.521	27.412	22.231	6'11.703P	214,3	21:28'13.072
12	27.607	24.250	28.765	22.656	1'43.278	215,6	21:29'56.350
13	26.012	22.894	26.685	21.818	1'37.409C	217,7	21:31'33.759
14	25.928	22.875	26.838	21.738	1'37.379C	219,1	21:33'11.138
15	25.826	23.026	26.871	21.658	1'37.381C	217,7	21:34'48.519
16	25.972	22.924	26.851	34.440	1'50.187P	217,7	21:36'38.706
17	4'48.215	26.568	29.622	24.886	6'09.291P	212,2	21:42'47.997
18	30.450	24.326	27.967	22.432	1'45.175	214,3	21:44'33.172
19	27.453	23.725	27.583	22.130	1'40.891	214,3	21:46'14.063
20	26.093	22.940	26.865	21.775	1'37.673	218,2	21:47'51.736
21	25.812	22.911	26.767	21.612	1'37.102	216,4	21:49'28.838
22	25.700	22.808	26.662	21.406	1'36.576	217,7	21:51'05.414
23	25.750	22.784	26.534	21.435	1'36.503	217,7	21:52'41.917
24	28.925	23.833	26.909	34.482	1'54.149P	217,3	21:54'36.066
25	3'22.655	23.228	26.693	21.944	4'34.520P	217,7	21:59'10.586
26	26.026	22.934	27.252			217,3	

67 A. DE GIACOMI (1'37.046)

Lap	Seg.1	Seg.2	Seg.3	Seg.4	Lap Time	km/h	Local Time
							21:00'07.127
1	1'15.973	35.758	37.310	26.803	2'55.844P	154,7	21:03'02.971

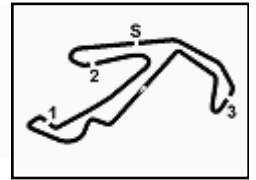
35 A. BRISTOT (1'36.020)

Lap	Seg.1	Seg.2	Seg.3	Seg.4	Lap Time	km/h	Local Time
		29.650	29.771	23.807		211,4	21:04'13.105
1	29.121	24.305	29.167	22.729	1'45.322	213,4	21:05'58.427
2	26.540	23.550	26.968	21.903	1'38.961	216,4	21:07'37.388
3	25.946	22.974	26.936	21.750	1'37.606	217,3	21:09'14.994
4	25.895	22.931	26.805	21.547	1'37.178	217,7	21:10'52.172
5	25.607	22.746	26.585	21.559	1'36.497	218,6	21:12'28.669
6	25.695	22.910	26.732	21.443	1'36.780	217,7	21:14'05.449
7	25.488	22.788	26.693	21.428	1'36.397	218,2	21:15'41.846
8	25.512	22.675	26.559	21.316	1'36.062	217,3	21:17'17.908
9	25.342	22.811	26.875	21.309	1'36.337C	217,3	21:18'54.245
10	25.577	22.706	26.860	21.357	1'36.500	216,4	21:20'30.745
11	26.022	28.178	33.568	36.639	2'04.407P	173,9	21:22'35.152
12	10'06.536	29.608	34.095	24.887	11'35.126P	169,8	21:34'10.278
13	28.160	24.783	28.583	24.993	1'46.519	214,3	21:35'56.797
14	27.530	24.204	27.623	21.862	1'41.219	213,4	21:37'38.016
15	26.144	23.167	26.852	21.580	1'37.743	218,6	21:39'15.759
16	25.573	24.552	26.989	22.004	1'39.118	219,1	21:40'54.877
17	25.946	22.955	26.738	21.531	1'37.170	218,2	21:42'32.047
18	25.802	22.804	26.617	21.470	1'36.693	219,1	21:44'08.740
19	25.534	22.736	26.559	21.545	1'36.374	219,1	21:45'45.114
20	32.217	27.610	32.087	21.576	1'53.490	165,4	21:47'38.604
21	25.647	22.781	26.481	21.435	1'36.344	219,5	21:49'14.948
22	25.493	22.643	26.504	21.380	1'36.020	219,5	21:50'50.968
23	28.628	32.288	43.149			134,7	

50 F. FENICI (1'37.283)

Lap	Seg.1	Seg.2	Seg.3	Seg.4	Lap Time	km/h	Local Time
		31.341	32.507	25.202		173,6	21:02'44.987
1	29.946	26.681	28.285	22.986	1'47.898	213,4	21:04'32.885
2	27.200	24.128	27.667	22.421	1'41.416	216,0	21:06'14.301
3	26.135	23.493	27.465	22.252	1'39.345	216,0	21:07'53.646
4	25.996	23.518	27.307	22.159	1'38.980	216,4	21:09'32.626
5	28.009	23.472	28.473	22.433	1'42.387	216,0	21:11'15.013
6	26.116	23.274	28.330	22.277	1'39.997	216,0	21:12'55.010
7	26.422	23.164	27.259	22.082	1'38.927	218,2	21:14'33.937
8	25.969	23.149	26.962	21.901	1'37.981	216,9	21:16'11.918
9	26.015	23.122	27.242	24.663	1'41.042C	217,7	21:17'52.960
10	26.105	23.092	27.208	21.897	1'38.302	217,7	21:19'31.262
11	26.020	23.053	27.340	4'43.666	6'00.079CP	217,3	21:25'31.341
12	43.025	24.446	27.486	22.081	1'57.038P	215,6	21:27'28.379
13	25.872	23.251	27.060	22.114	1'38.297	217,3	21:29'06.676
14	25.916	23.140	27.031	21.910	1'37.997	216,4	21:30'44.673
15	27.688	23.053	27.110	22.067	1'39.918	217,3	21:32'24.591
16	25.909	23.317	29.030	2'40.851	3'59.107P	217,3	21:36'23.698
17	52.242	32.024	30.966	25.234	2'20.466P	174,8	21:38'44.164
18	31.815	25.704	28.783	22.748	1'49.050	201,5	21:40'33.214
19	26.598	23.758	27.997	22.309	1'40.662	217,7	21:42'13.876
20	25.906	23.410	26.975	22.066	1'38.357	217,7	21:43'52.233
21	25.659	23.180	26.948	21.717	1'37.504	218,2	21:45'29.737
22	25.666	23.058	26.827	21.732	1'37.283	218,2	21:47'07.020
23	25.701	23.122	26.976	21.839	1'37.638	217,7	21:48'44.658
24	30.081	28.309	28.162	2'33.065	3'59.617P	215,1	21:52'44.275
25	46.826	23.979	27.626	22.332	2'00.763P	209,7	21:54'45.038
26	25.87						

ACI Racing Weekend Misano, 9-10 Maggio 2026
Chronological Analysis Free Practice



Misano Circuit Sic 58.4.226 m

7/7

2	30.667	28.610	33.944	2'11.680	3'44.901P	177,9	21:06'47.872	7	26.882	23.535	27.587	22.445	1'40.449	214,7	21:14'40.802
3	47.407	25.937	27.945	22.250	2'03.539P	212,6	21:08'51.411	8	26.597	23.577	27.256	22.266	1'39.696C	216,0	21:16'20.498
4	26.439	23.712	27.837	22.193	1'40.181	212,2	21:10'31.592	9	26.514	23.538	27.405	22.167	1'39.624	216,0	21:18'00.122
5	26.554	23.139	26.985	22.041	1'38.719C	217,3	21:12'10.311	10	26.486	23.291	27.243	22.127	1'39.147	217,3	21:19'39.269
6	26.360	23.299	27.225	22.337	1'39.221	216,4	21:13'49.532	11	26.191	23.387	27.317	22.075	1'38.970	216,4	21:21'18.239
7	25.996	23.114	26.946	21.857	1'37.913	217,3	21:15'27.445	12	26.432	23.232	27.169	22.149	1'38.982	216,4	21:22'57.221
8	25.772	22.974	26.916	21.810	1'37.472	216,0	21:17'04.917	13	26.409	23.246	27.421	22.375	1'39.451	216,4	21:24'36.672
9	25.959	22.985	26.856	2'50.720	4'06.520P	216,4	21:21'11.437	14	26.610	23.174	27.164	22.115	1'39.063	217,3	21:26'15.735
10	44.231	24.117	28.868	21.899	1'59.115P	175,9	21:23'10.552	15	26.274	23.151	27.292	22.000	1'38.717	216,0	21:27'54.452
11	25.900	22.918	26.775	21.743	1'37.336C	216,4	21:24'47.888	16	41.946	27.039	33.307	2'47.481	4'29.773P	109,3	21:32'24.225
12	25.684	22.994	26.871	21.689	1'37.238	216,4	21:26'25.126	17	59.576	26.091	28.485	4'51.435	6'45.587P	210,1	21:39'09.812
13	25.860	22.902	26.993	5'29.870	6'45.625P	216,4	21:33'10.751	18	45.587	24.603	27.275	21.876	1'59.341P	214,7	21:41'09.153
14	48.117	31.955	30.530	24.454	2'15.056P	169,0	21:35'25.807	19	26.538	23.171	27.356	22.205	1'39.270	215,1	21:42'48.423
15	27.536	24.617	29.958	22.384	1'44.495	166,7	21:37'10.302	20	26.282	23.122	27.091	22.412	1'38.907	217,3	21:44'27.330
16	26.045	23.223	26.832	21.967	1'38.067	216,4	21:38'48.369	21	26.255	23.073	27.287	1'52.306	3'08.921P	215,6	21:47'36.251
17	26.641	24.089	27.334	21.811	1'39.875	216,9	21:40'28.244	22	47.819	27.340	31.072	24.341	2'10.572P	211,4	21:49'46.823
18	26.030	23.834	26.780	21.897	1'38.541	216,9	21:42'06.785	23	30.546	24.049	29.719	22.372	1'46.686	175,6	21:51'33.509
19	25.848	22.905	26.914	21.777	1'37.444	216,9	21:43'44.229	24	26.700	23.483	27.616	22.455	1'40.254	214,7	21:53'13.763
20	26.067	23.506	27.481	5'59.086	7'16.140P	217,3	21:51'00.369	25	26.322	23.086	26.997	21.859	1'38.264	216,9	21:54'52.027
21	44.590	23.622	27.249	21.789	1'57.250P	216,4	21:52'57.619	26	26.449	23.158	27.383	22.055	1'39.045	216,0	21:56'31.072
22	25.791	23.042	26.614	21.712	1'37.159	217,3	21:54'34.778	27	26.206	23.154	27.144	22.028	1'38.532	216,9	21:58'09.604
23	25.772	23.039	26.791	21.787	1'37.389	217,3	21:56'12.167	28	26.364	23.018	27.258	22.022	1'38.662C	216,9	21:59'48.266
24	25.674	23.119	26.746	21.781	1'37.320C	216,0	21:57'49.487	29	26.300	23.052	27.262	22.296	1'38.910	217,7	22:01'27.176
25	25.802	22.951	26.730	21.563	1'37.046	216,9	21:59'26.533								
26	25.746	22.885	26.774	21.711	1'37.116	217,3	22:01'03.649								

88 A. GIRONDI (1'37.091)

75 A. GALLI (1'37.311)

Lap	Seg.1	Seg.2	Seg.3	Seg.4	Lap Time	km/h	Local Time	Lap	Seg.1	Seg.2	Seg.3	Seg.4	Lap Time	km/h	Local Time
							21:00'20.024	1	59.287	26.864	35.859	23.315	2'25.325P	111,3	21:14'37.543
							21:03'07.827	2	27.474	23.928	27.586	22.214	1'41.202	215,6	21:16'18.745
							21:05'02.528	3	26.105	23.690	27.192	21.929	1'38.916	217,7	21:17'57.661
							21:06'50.058	4	25.824	23.601	27.244	22.020	1'38.689	216,4	21:19'36.350
							21:08'33.014	5	26.000	23.406	27.170	22.056	1'38.632	217,3	21:21'14.982
							21:10'12.468	6	25.950	23.270	26.988	21.856	1'38.064	217,7	21:22'53.046
							21:11'51.263	7	25.869	23.151	26.859	21.933	1'37.812	217,3	21:24'30.858
							21:13'30.388	8	25.610	23.249	26.951	21.644	1'37.454C	217,7	21:26'08.312
							21:15'11.263	9	25.720	23.189	26.921	21.697	1'37.527	217,7	21:27'45.839
							21:16'48.770	10	25.931	23.137	26.833	21.827	1'37.728	217,7	21:29'23.567
							21:18'48.057	11	25.655	23.298	26.875	21.751	1'37.579	217,7	21:31'01.146
							21:20'26.714	12	25.964	23.020	26.807	21.682	1'37.473	217,7	21:32'38.619
							21:22'06.080	13	25.908	23.178	26.964	21.642	1'37.692	219,1	21:34'16.311
							21:23'44.195	14	25.879	23.118	27.314	5'28.732	6'45.043P	217,7	21:41'01.354
							21:25'30.782	15	48.213	26.718	32.333	24.122	2'11.386P	173,9	21:43'12.740
							21:27'09.156	16	27.652	26.182	28.242	22.046	1'44.122	215,6	21:44'56.862
							21:28'48.300	17	26.037	23.330	27.493	23.263	1'40.123C	217,3	21:46'36.985
							21:30'27.450	18	26.400	23.373	27.096	21.825	1'38.694C	217,7	21:48'15.679
							21:32'06.600	19	25.826	23.330	27.050	21.733	1'37.939	219,1	21:49'53.618
							21:33'45.750	20	25.872	23.071	27.259	21.746	1'37.948	217,7	21:51'31.566
							21:35'25.000	21	25.822	23.079	26.841	21.773	1'37.515	217,7	21:53'09.081
							21:37'04.250	22	25.803	23.030	26.947	21.844	1'37.624	216,0	21:54'46.705
							21:38'43.500	23	26.035	23.058	26.841	21.590	1'37.524	219,1	21:56'24.229
							21:40'22.750	24	26.097	22.890	26.970	21.805	1'37.762	219,1	21:58'01.991
							21:42'02.000	25	25.826	22.953	26.715	21.625	1'37.119	219,1	21:59'39.110
							21:43'41.250	26	25.538	23.085	26.866	21.602	1'37.091	219,1	22:01'16.201

80 L. MOWLE (1'38.264)

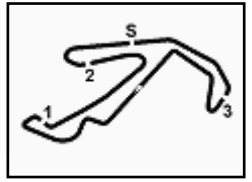
Lap	Seg.1	Seg.2	Seg.3	Seg.4	Lap Time	km/h	Local Time
		30.022	33.250	25.189		200,4	21:02'26.724
1	30.039	26.511	30.323	24.157	1'51.030	212,6	21:04'17.754
2	28.251	24.311	28.406	24.787	1'45.755	214,7	21:06'03.509
3	28.883	24.146	27.975	24.019	1'45.023	214,7	21:07'48.532
4	27.617	24.852	28.202	23.124	1'43.795C	213,9	21:09'32.327
5	29.057	24.262	29.435	23.788	1'46.542	213,4	21:11'18.869
6	27.136	24.114	27.501	22.733	1'41.484	214,7	21:13'00.353



ACI Racing Weekend Misano, 9-10 Maggio 2026

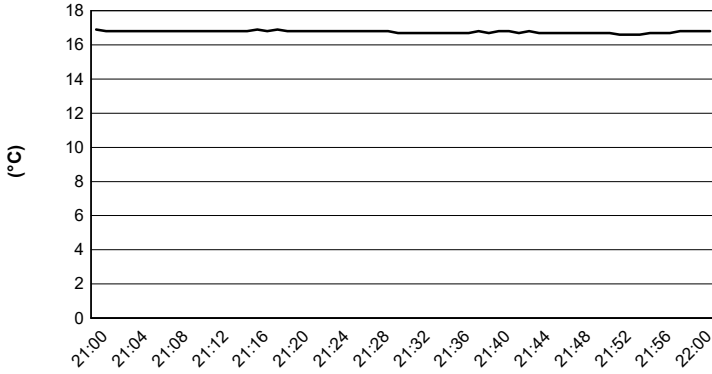
Weather Report Free Practice

Session started 21:00 - Session ended 22:01

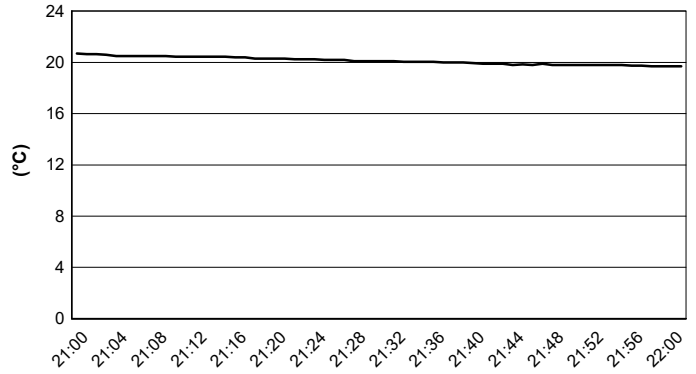


Misano Circuit Sic 58 4.226 m

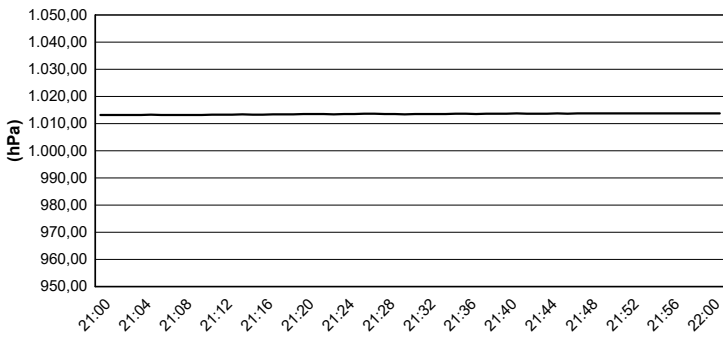
Air Temperature



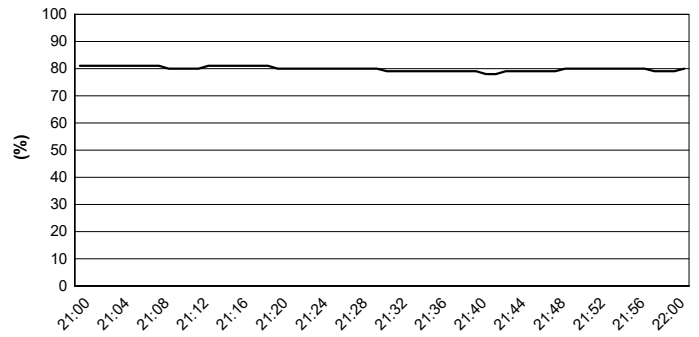
Track Temperature



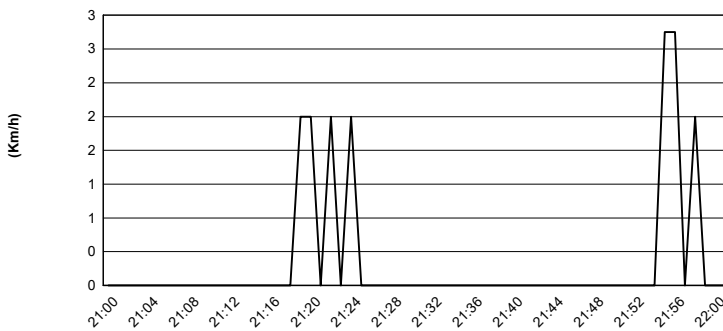
Air Pressure



Humidity



Wind Speed



Wind Direction

