

**ACI Racing Weekend Misano, 9-10 Maggio 2026**

**Results Pre-Race Official Test 2**

Misano Circuit Sic 58 4.226 m

1 / 4

No.	Driver	Nat	Entrant	Team	Car	Class	Time	Gap	Rel.	Laps
1	<b>14 VAN SOELEN</b> Senna	NLD	Target	Target	Porsche 911 GT3 CUP 992	R	<b>1'34.627</b>			40
2	<b>20 HAUGHTON</b> Harley	GBR	Enrico Fulgenzi Racing	Enrico Fulgenzi Racing	Porsche 911 GT3 CUP 992	R	<b>1'34.637</b>	0.010	0.010	37
3	<b>8 DELLI GUANTI</b> Pietro	ITA	Team Q8 Hi-Perform	Team Q8 Hi-Perform	Porsche 911 GT3 CUP 992		<b>1'34.832</b>	0.205	0.195	30
4	<b>15 FESTANTE</b> Aldo	ITA	Target	Target	Porsche 911 GT3 CUP 992		<b>1'34.970</b>	0.343	0.138	34
5	<b>11 MASTERS</b> Keagan	ZAF	Ombra Racing	Ombra Racing	Porsche 911 GT3 CUP 992		<b>1'35.000</b>	0.373	0.030	28
6	<b>35 BRISTOT</b> Andrea	ITA	Dinamic Motorsport	Dinamic Motorsport	Porsche 911 GT3 CUP 992	R	<b>1'35.047</b>	0.420	0.047	25
7	<b>7 BUTTI</b> Marco	ITA	The Driving Experiences	The Driving Experiences	Porsche 911 GT3 CUP 992	R	<b>1'35.054</b>	0.427	0.007	29
8	<b>28 AMATI</b> Giorgio	ITA	Prima Ghinzani Motorsport	Prima Ghinzani Motorsport	Porsche 911 GT3 CUP 992		<b>1'35.154</b>	0.527	0.100	39
9	<b>32 QUARESMINI</b> Gianmarco	ITA	Prima Ghinzani Motorsport	Prima Ghinzani Motorsport	Porsche 911 GT3 CUP 992		<b>1'35.320</b>	0.693	0.166	38
10	<b>3 CERQUI</b> Alberto	ITA	Ebimotors	Ebimotors	Porsche 911 GT3 CUP 992		<b>1'35.345</b>	0.718	0.025	25
11	<b>24 FANT</b> Filippo	ITA	Target	Target	Porsche 911 GT3 CUP 992		<b>1'35.358</b>	0.731	0.013	36
12	<b>33 SCHAAP</b> Nathan	NLD	Ombra Racing	Ombra Racing	Porsche 911 GT3 CUP 992		<b>1'35.398</b>	0.771	0.040	19
13	<b>5 TAYLOR</b> Nicolas	CAN	PMA Motorsport	PMA Motorsport	Porsche 911 GT3 CUP 992	R	<b>1'35.421</b>	0.794	0.023	33
14	<b>4 DE PRENTER</b> Paul	NLD	The Driving Experiences	The Driving Experiences	Porsche 911 GT3 CUP 992	R	<b>1'35.444</b>	0.817	0.023	39
15	<b>31 BERTUCA</b> Cristian	ITA	Omnia Motorsport	Omnia Motorsport	Porsche 911 GT3 CUP 992	R	<b>1'35.502</b>	0.875	0.058	32
16	<b>22 QUINTIERI</b> Ermanno	ITA	Omnia Motorsport	Omnia Motorsport	Porsche 911 GT3 CUP 992	R	<b>1'35.503</b>	0.876	0.001	37
17	<b>10 ZENDELI</b> Lirim	DEU	BeDriver	BeDriver	Porsche 911 GT3 CUP 992		<b>1'35.538</b>	0.911	0.035	32
18	<b>18 MEZZETTI</b> William	ITA	Dinamic Motorsport	Dinamic Motorsport	Porsche 911 GT3 CUP 992		<b>1'35.575</b>	0.948	0.037	28
19	<b>6 TAYLOR</b> Zachary	CAN	PMA Motorsport	PMA Motorsport	Porsche 911 GT3 CUP 992	R	<b>1'35.582</b>	0.955	0.007	27
20	<b>21 BERTONELLI</b> Diego	ITA	BeDriver	BeDriver	Porsche 911 GT3 CUP 992		<b>1'35.644</b>	1.017	0.062	41
21	<b>30 GAILLARD</b> Karen	CHE	Ombra Racing	Ombra Racing	Porsche 911 GT3 CUP 992	R	<b>1'35.970</b>	1.343	0.326	35
22	<b>12 MARTINEZ</b> Luciano	ARG	Ombra Racing	Ombra Racing	Porsche 911 GT3 CUP 992		<b>1'36.042</b>	1.415	0.072	25
23	<b>19 D'AMICO</b> Andrea	ITA	Dinamic Motorsport	Dinamic Motorsport	Porsche 911 GT3 CUP 992	R	<b>1'36.104</b>	1.477	0.062	26
24	<b>88 GIRONDI</b> Andrea	ITA	Enrico Fulgenzi Racing	Enrico Fulgenzi Racing	Porsche 911 GT3 CUP 992	MC	<b>1'36.335</b>	1.708	0.231	35
25	<b>54 STEFANELLI</b> Stefano	ITA	Malucelli Motorsport	Malucelli Motorsport Esseracing	Porsche 911 GT3 CUP 992	MC	<b>1'36.472</b>	1.845	0.137	35
26	<b>67 DE GIACOMI</b> Alex	ITA	Ebimotors	Ebimotors	Porsche 911 GT3 CUP 992	MC	<b>1'36.479</b>	1.852	0.007	28
27	<b>25 CHELI</b> Lorenzo	SMR	Dinamic Motorsport	Dinamic Motorsport	Porsche 911 GT3 CUP 992		<b>1'36.674</b>	2.047	0.195	36
28	<b>17 BERTA</b> Benjamin	HUN	Malucelli Motorsport	Malucelli Motorsport Esseracing	Porsche 911 GT3 CUP 992	R	<b>1'36.798</b>	2.171	0.124	33
29	<b>50 FENICI</b> Francesco Maria	ITA	The Driving Experiences	The Driving Experiences	Porsche 911 GT3 CUP 992	MC	<b>1'36.980</b>	2.353	0.182	34
30	<b>56 BRUSA</b> Cesare	ITA	Prima Ghinzani Motorsport	Prima Ghinzani Motorsport	Porsche 911 GT3 CUP 992	MC	<b>1'37.013</b>	2.386	0.033	36
31	<b>75 GALLI</b> Andrea	ITA	Ebimotors	Ebimotors	Porsche 911 GT3 CUP 992	MC	<b>1'37.250</b>	2.623	0.237	27
32	<b>80 MOWLE</b> Lee	GBR	BeDriver	BeDriver	Porsche 911 GT3 CUP 992	MC	<b>1'37.711</b>	3.084	0.461	46

Humidity:	69%	Air	19°C
Condition:	DRY	Track	33°C

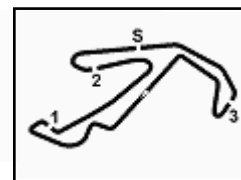
Clerk of the Course : Fabrizio Fondacci

Race Director : Massimiliano Ghinassi

Start                      End  
07/05/2026    16:30                      18:31

Powered by FICr PERUGIA TIMING





**ACI Racing Weekend Misano, 9-10 Maggio 2026**

**Results Pre-Race Official Test 2**

Misano Circuit Sic 58 4.226 m

2 / 4

**Penalty and Infringement**

16.39	14	S. VAN SOELEN	#14 Lap Deleted (1'36.362) - Exceeded Track Limits T16
16.40	5	N. TAYLOR	#5 Lap Deleted (1'40.945) - Exceeded Track Limits T08
16.41	17	B. BERTA	#17 Lap Deleted (1'40.961) - Exceeded Track Limits T16
16.41	10	L. ZENDELI	#10 Lap Deleted (1'37.243) - Exceeded Track Limits T16
16.41	4	P. DE PRENTER	#4 Lap Deleted (1'38.064) - Exceeded Track Limits T06
16.41	33	N. SCHAAP	#33 Lap Deleted (1'44.566) - Exceeded Track Limits T16
16.41	4	P. DE PRENTER	#4 Lap Deleted (1'38.064) - Exceeded Track Limits T16
16.42	6	Z. TAYLOR	#6 Lap Deleted (1'44.703) - Exceeded Track Limits T16
16.43	18	W. MEZZETTI	#18 Lap Deleted (5'32.534) - Exceeded Track Limits T16
16.43	6	Z. TAYLOR	#6 Lap Deleted (1'36.733) - Exceeded Track Limits T06
16.43	19	A. D'AMICO	#19 Lap Deleted (1'54.235) - Exceeded Track Limits T06
16.44	6	Z. TAYLOR	#6 Lap Deleted (1'36.733) - Exceeded Track Limits T16
16.44	10	L. ZENDELI	#10 Lap Deleted (1'36.434) - Exceeded Track Limits T06
16.44	18	W. MEZZETTI	#18 Lap Deleted (1'43.619) - Exceeded Track Limits T08
16.47	6	Z. TAYLOR	#6 Lap Deleted (1'37.798) - Exceeded Track Limits T16
16.48	4	P. DE PRENTER	#4 Lap Deleted (1'36.888) - Exceeded Track Limits T16
16.52	80	L. MOWLE	#80 Lap Deleted (1'39.038) - Exceeded Track Limits T16
16.53	14	S. VAN SOELEN	#14 Lap Deleted (1'35.691) - Exceeded Track Limits T16
16.54	20	H. HAUGHTON	#20 Lap Deleted (1'37.078) - Exceeded Track Limits T16
16.55	25	L. CHELI	#25 Lap Deleted (1'37.469) - Exceeded Track Limits T08
16.55	20	H. HAUGHTON	#20 Lap Deleted (1'36.629) - Exceeded Track Limits T06
16.57	31	C. BERTUCA	#31 Lap Deleted (1'37.191) - Exceeded Track Limits T16
16.58	19	A. D'AMICO	#19 Lap Deleted (1'36.532) - Exceeded Track Limits T06
17.00	20	H. HAUGHTON	#20 Lap Deleted (1'36.261) - Exceeded Track Limits T16
17.01	15	A. FESTANTE	#15 Lap Deleted (1'35.820) - Exceeded Track Limits T06
17.01	35	A. BRISOT	#35 Lap Deleted (1'35.801) - Exceeded Track Limits T16
17.02	22	E. QUINTIERI	#22 Lap Deleted (1'36.332) - Exceeded Track Limits T06
17.02	8	P. DELLI GUANTI	#8 Lap Deleted (1'36.601) - Exceeded Track Limits T16
17.02	32	G. QUARESMINI	#32 Lap Deleted (1'36.437) - Exceeded Track Limits T06
17.02	10	L. ZENDELI	#10 Lap Deleted (1'38.112) - Exceeded Track Limits T08
17.02	35	A. BRISOT	#35 Lap Deleted (2'02.615) - Exceeded Track Limits T06
17.03	32	G. QUARESMINI	#32 Lap Deleted (1'36.061) - Exceeded Track Limits T06
17.03	28	G. AMATI	#28 Lap Deleted (1'36.104) - Exceeded Track Limits T06
17.04	18	W. MEZZETTI	#18 Lap Deleted (1'35.894) - Exceeded Track Limits T16
17.04	12	L. MARTINEZ	#12 Lap Deleted (1'36.167) - Exceeded Track Limits T06
17.04	14	S. VAN SOELEN	#14 Lap Deleted (1'35.931) - Exceeded Track Limits T08
17.06	11	K. MASTERS	#11 Lap Deleted (1'34.964) - Exceeded Track Limits T16
17.07	28	G. AMATI	#28 Lap Deleted (1'36.201) - Exceeded Track Limits T06
17.07	32	G. QUARESMINI	#32 Lap Deleted (1'36.242) - Exceeded Track Limits T16
17.08	4	P. DE PRENTER	#4 Lap Deleted (1'59.193) - Exceeded Track Limits T08
17.08	22	E. QUINTIERI	#22 Lap Deleted (1'36.881) - Exceeded Track Limits T06
17.08	5	N. TAYLOR	#5 Lap Deleted (1'36.612) - Exceeded Track Limits T16
17.09	32	G. QUARESMINI	#32 Lap Deleted (1'37.176) - Exceeded Track Limits T16
17.09	31	C. BERTUCA	#31 Lap Deleted (1'36.483) - Exceeded Track Limits T06
17.10	28	G. AMATI	#28 Lap Deleted (1'35.887) - Exceeded Track Limits T06
17.10	5	N. TAYLOR	#5 Lap Deleted (1'36.549) - Exceeded Track Limits T16
17.10	28	G. AMATI	#28 Lap Deleted (1'35.887) - Exceeded Track Limits T16
17.11	67	A. DE GIACOMI	#67 Lap Deleted (1'39.000) - Exceeded Track Limits T16
17.11	31	C. BERTUCA	#31 Lap Deleted (1'37.055) - Exceeded Track Limits T08
17.12	22	E. QUINTIERI	#22 Lap Deleted (1'36.794) - Exceeded Track Limits T16
17.12	32	G. QUARESMINI	#32 Lap Deleted (1'36.409) - Exceeded Track Limits T16
17.12	12	L. MARTINEZ	#12 Lap Deleted (1'51.333) - Exceeded Track Limits T06
17.13			FCY
17.14			Green Flag
17.14	32	G. QUARESMINI	#32 Lap Deleted (2'11.888) - Exceeded Track Limits T06
17.15	56	C. BRUSA	#56 Lap Deleted (1'46.794) - Exceeded Track Limits T16
17.16	14	S. VAN SOELEN	#14 Lap Deleted (1'35.408) - Exceeded Track Limits T16
17.16	67	A. DE GIACOMI	#67 Lap Deleted (1'38.136) - Exceeded Track Limits T16
17.17	24	F. FANT	#24 Lap Deleted (1'35.741) - Exceeded Track Limits T06
17.18	31	C. BERTUCA	#31 Lap Deleted (1'36.695) - Exceeded Track Limits T06
17.19	88	A. GIRONDI	#88 Lap Deleted (1'37.212) - Exceeded Track Limits T08
17.19	24	F. FANT	#24 Lap Deleted (1'35.320) - Exceeded Track Limits T06

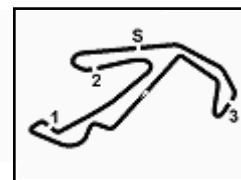
Clerk of the Course : Fabrizio Fondacci

Race Director : Massimiliano Ghinassi

	Start	End
07/05/2026	16:30	18:31

Powered by FICr PERUGIA TIMING





**ACI Racing Weekend Misano, 9-10 Maggio 2026**

**Results Pre-Race Official Test 2**

Misano Circuit Sic 58 4.226 m

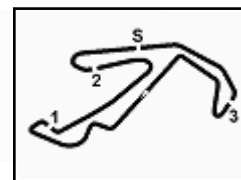
17.19	8	P. DELLI GUANTI	#8 Lap Deleted (1'49.316) - Exceeded Track Limits T08
17.20	22	E. QUINTIERI	#22 Lap Deleted (1'36.698) - Exceeded Track Limits T06
17.20	3	A. CERQUI	#3 Lap Deleted (1'39.094) - Exceeded Track Limits T08
17.21	14	S. VAN SOELEN	#14 Lap Deleted (1'35.175) - Exceeded Track Limits T16
17.21	10	L. ZENDELI	#10 Lap Deleted (1'35.788) - Exceeded Track Limits T16
17.22	32	G. QUARESMINI	#32 Lap Deleted (1'36.343) - Exceeded Track Limits T16
17.24	22	E. QUINTIERI	#22 Lap Deleted (1'36.759) - Exceeded Track Limits T16
17.24	80	L. MOWLE	#80 Lap Deleted (1'38.402) - Exceeded Track Limits T06
17.26	3	A. CERQUI	#3 Lap Deleted (1'36.085) - Exceeded Track Limits T16
17.26	32	G. QUARESMINI	#32 Black Flag - 10 min penalty - stop in pit lane
17.27	35	A. BRISTOT	#35 Lap Deleted (1'35.430) - Exceeded Track Limits T06
17.27	75	A. GALLI	#75 Lap Deleted (1'38.580) - Exceeded Track Limits T16
17.28	17	B. BERTA	#17 Lap Deleted (1'41.822) - Exceeded Track Limits T08
17.31	35	A. BRISTOT	#35 Lap Deleted (1'34.883) - Exceeded Track Limits T16
17.32	15	A. FESTANTE	#15 Lap Deleted (1'34.907) - Exceeded Track Limits T16
17.32	80	L. MOWLE	#80 Lap Deleted (1'38.818) - Exceeded Track Limits T06
17.32	35	A. BRISTOT	#35 Lap Deleted (2'00.803) - Exceeded Track Limits T06
17.34	8	P. DELLI GUANTI	#8 Lap Deleted (1'35.306) - Exceeded Track Limits T16
17.34	88	A. GIRONDI	#88 Lap Deleted (1'36.900) - Exceeded Track Limits T16
17.35	88	A. GIRONDI	#88 Lap Deleted (1'37.956) - Exceeded Track Limits T06
17.37	88	A. GIRONDI	#88 Lap Deleted (1'37.839) - Exceeded Track Limits T08
17.42	88	A. GIRONDI	#88 Lap Deleted (1'37.920) - Exceeded Track Limits T16
17.44	35	A. BRISTOT	#35 Lap Deleted (1'35.195) - Exceeded Track Limits T06
17.50	14	S. VAN SOELEN	#14 Lap Deleted (1'36.057) - Exceeded Track Limits T08
17.50	28	G. AMATI	#28 Lap Deleted (1'47.725) - Exceeded Track Limits T06
17.51	75	A. GALLI	#75 Lap Deleted (1'38.754) - Exceeded Track Limits T16
17.52	22	E. QUINTIERI	#22 Lap Deleted (12'12.733) - Exceeded Track Limits T06
17.53	7	M. BUTTI	#7 Lap Deleted (1'35.477) - Exceeded Track Limits T08
17.53	5	N. TAYLOR	#5 Lap Deleted (28'45.254) - Exceeded Track Limits T08
17.53	22	E. QUINTIERI	#22 Lap Deleted (1'40.318) - Exceeded Track Limits T06
17.54	22	E. QUINTIERI	#22 Lap Deleted (1'40.318) - Exceeded Track Limits T16
17.54	18	W. MEZZETTI	#18 Lap Deleted (36'51.673) - Exceeded Track Limits T06
17.54	28	G. AMATI	#28 Lap Deleted (3'38.748) - Exceeded Track Limits T08
17.55	22	E. QUINTIERI	#22 Black Flag - 10 min penalty - stop in pit lane
17.55	22	E. QUINTIERI	#22 Lap Deleted (1'53.623) - Exceeded Track Limits T06
17.56	75	A. GALLI	#75 Lap Deleted (1'37.756) - Exceeded Track Limits T16
17.56	25	L. CHELI	#25 Lap Deleted (1'36.614) - Exceeded Track Limits T06
17.56	21	D. BERTONELLI	#21 Lap Deleted (1'36.536) - Exceeded Track Limits T08
17.57	25	L. CHELI	#25 Lap Deleted (1'37.057) - Exceeded Track Limits T06
17.57	14	S. VAN SOELEN	#14 Lap Deleted (1'35.297) - Exceeded Track Limits T16
17.57	24	F. FANT	#24 Lap Deleted (1'38.012) - Exceeded Track Limits T08
17.58	32	G. QUARESMINI	#32 Lap Deleted (1'35.186) - Exceeded Track Limits T16
17.58	5	N. TAYLOR	#5 Lap Deleted (4'51.566) - Exceeded Track Limits T08
17.58	14	S. VAN SOELEN	#14 Lap Deleted (1'35.525) - Exceeded Track Limits T08
17.58	19	A. D'AMICO	#19 Lap Deleted (1'36.729) - Exceeded Track Limits T16
17.59	28	G. AMATI	#28 Lap Deleted (4'31.345) - Exceeded Track Limits T08
17.59	14	S. VAN SOELEN	#14 Black Flag - 10 min penalty - stop in pit lane
17.59	20	H. HAUGHTON	#20 Lap Deleted (16'46.248) - Exceeded Track Limits T08
18.00	19	A. D'AMICO	#19 Lap Deleted (1'36.415) - Exceeded Track Limits T16
18.01	32	G. QUARESMINI	#32 Lap Deleted (1'35.610) - Exceeded Track Limits T16
18.01	4	P. DE PRENTER	#4 Lap Deleted (1'36.943) - Exceeded Track Limits T06
18.03	54	S. STEFANELLI	#54 Lap Deleted (16'17.367) - Exceeded Track Limits T08
18.05	4	P. DE PRENTER	#4 Lap Deleted (1'36.515) - Exceeded Track Limits T08
18.06	25	L. CHELI	#25 Lap Deleted (5'15.367) - Exceeded Track Limits T16
18.08	31	C. BERTUCA	#31 Lap Deleted (1'35.757) - Exceeded Track Limits T16
18.09	21	D. BERTONELLI	#21 Lap Deleted (1'36.538) - Exceeded Track Limits T08
18.10	4	P. DE PRENTER	#4 Lap Deleted (1'37.307) - Exceeded Track Limits T16
18.10	19	A. D'AMICO	#19 Lap Deleted (6'46.521) - Exceeded Track Limits T16
18.11	33	N. SCHAAP	#33 Lap Deleted (1'39.199) - Exceeded Track Limits T16
18.11	31	C. BERTUCA	#31 Lap Deleted (1'35.288) - Exceeded Track Limits T08
18.12	31	C. BERTUCA	#31 Lap Deleted (1'35.288) - Exceeded Track Limits T16
18.12	19	A. D'AMICO	#19 Lap Deleted (1'36.966) - Exceeded Track Limits T08
18.12	17	B. BERTA	#17 Lap Deleted (1'37.889) - Exceeded Track Limits T06
18.13	18	W. MEZZETTI	#18 Lap Deleted (1'35.246) - Exceeded Track Limits T06

Clerk of the Course : Fabrizio Fondacci

Race Director : Massimiliano Ghinassi

Start                      End  
07/05/2026      16:30                      18:31





**ACI Racing Weekend Misano, 9-10 Maggio 2026**

**Results Pre-Race Official Test 2**

Misano Circuit Sic 58 4.226 m

4 / 4

18.14	33	N. SCHAAP	#33 Lap Deleted (1'39.121) - Exceeded Track Limits T06
18.14	56	C. BRUSA	#56 Lap Deleted (1'52.314) - Exceeded Track Limits T06
18.14	20	H. HAUGHTON	#20 Lap Deleted (1'35.560) - Exceeded Track Limits T06
18.16	88	A. GIRONDI	#88 Lap Deleted (1'41.401) - Exceeded Track Limits T06
18.17	18	W. MEZZETTI	#18 Lap Deleted (1'47.374) - Exceeded Track Limits T08
18.17	32	G. QUAREMINI	#32 Lap Deleted (7'41.483) - Exceeded Track Limits T16
18.18	11	K. MASTERS	#11 Lap Deleted (1'48.615) - Exceeded Track Limits T06
18.18	75	A. GALLI	#75 Lap Deleted (1'37.854) - Exceeded Track Limits T16
18.19	25	L. CHELI	#25 Lap Deleted (1'37.101) - Exceeded Track Limits T16
18.19	75	A. GALLI	#75 Lap Deleted (1'37.742) - Exceeded Track Limits T06
18.20	4	P. DE PRENTER	#4 Lap Deleted (1'44.788) - Exceeded Track Limits T16
18.20	54	S. STEFANELLI	#54 Lap Deleted (5'07.845) - Exceeded Track Limits T06
18.21	17	B. BERTA	#17 Lap Deleted (6'03.945) - Exceeded Track Limits T06
18.23	32	G. QUAREMINI	#32 Lap Deleted (1'35.828) - Exceeded Track Limits T08
18.25	6	Z. TAYLOR	#6 Lap Deleted (1'36.895) - Exceeded Track Limits T16
18.25	11	K. MASTERS	#11 Lap Deleted (1'35.859) - Exceeded Track Limits T16
18.27	4	P. DE PRENTER	#4 Lap Deleted (1'45.819) - Exceeded Track Limits T06
18.28	54	S. STEFANELLI	#54 Lap Deleted (1'37.008) - Exceeded Track Limits T16
18.28	32	G. QUAREMINI	#32 Lap Deleted (1'36.012) - Exceeded Track Limits T06
18.28	3	A. CERQUI	#3 Lap Deleted (1'36.468) - Exceeded Track Limits T08
18.28	32	G. QUAREMINI	#32 Lap Deleted (1'36.012) - Exceeded Track Limits T16
18.28	14	S. VAN SOELEN	#14 Lap Deleted (1'35.569) - Exceeded Track Limits T08
18.29	56	C. BRUSA	#56 Lap Deleted (1'39.886) - Exceeded Track Limits T16
18.29	15	A. FESTANTE	#15 Lap Deleted (1'35.182) - Exceeded Track Limits T16
18.30	30	K. GAILLARD	#30 Lap Deleted (1'36.400) - Exceeded Track Limits T16

**Fastest Laps Sequence**

No.	Entrant	Nat	Team	Car	Local Time	Time	Gap	Avg
31	C. BERTUCA	ITA	Omnia Motorsport	Porsche 911 GT3 CUP 992	16:34'12.940	<b>1'51.432</b>		136,528
22	E. QUINTIERI	ITA	Omnia Motorsport	Porsche 911 GT3 CUP 992	16:34'50.089	<b>1'49.763</b>	-1.669	138,604
7	M. BUTTI	ITA	The Driving Experiences	Porsche 911 GT3 CUP 992	16:35'42.025	<b>1'46.498</b>	-3.265	142,853
24	F. FANT	ITA	Target	Porsche 911 GT3 CUP 992	16:35'43.072	<b>1'45.683</b>	-0.815	143,955
31	C. BERTUCA	ITA	Omnia Motorsport	Porsche 911 GT3 CUP 992	16:35'55.813	<b>1'42.873</b>	-2.810	147,887
7	M. BUTTI	ITA	The Driving Experiences	Porsche 911 GT3 CUP 992	16:37'19.684	<b>1'37.659</b>	-5.214	155,783
7	M. BUTTI	ITA	The Driving Experiences	Porsche 911 GT3 CUP 992	16:38'57.042	<b>1'37.358</b>	-0.301	156,265
24	F. FANT	ITA	Target	Porsche 911 GT3 CUP 992	16:38'58.258	<b>1'37.030</b>	-0.328	156,793
14	S. VAN SOELEN	NLD	Target	Porsche 911 GT3 CUP 992	16:40'47.665	<b>1'35.786</b>	-1.244	158,829
14	S. VAN SOELEN	NLD	Target	Porsche 911 GT3 CUP 992	16:42'23.425	<b>1'35.760</b>	-0.026	158,872
11	K. MASTERS	ZAF	Ombra Racing	Porsche 911 GT3 CUP 992	16:44'44.241	<b>1'35.729</b>	-0.031	158,924
11	K. MASTERS	ZAF	Ombra Racing	Porsche 911 GT3 CUP 992	16:46'19.487	<b>1'35.246</b>	-0.483	159,730
11	K. MASTERS	ZAF	Ombra Racing	Porsche 911 GT3 CUP 992	17:10'01.317	<b>1'35.000</b>	-0.246	160,143
14	S. VAN SOELEN	NLD	Target	Porsche 911 GT3 CUP 992	17:17'51.411	<b>1'34.840</b>	-0.160	160,413
14	S. VAN SOELEN	NLD	Target	Porsche 911 GT3 CUP 992	17:19'26.038	<b>1'34.627</b>	-0.213	160,774

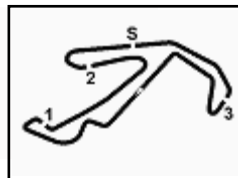
Clerk of the Course : Fabrizio Fondacci

Race Director : Massimiliano Ghinassi

Start                      End  
07/05/2026      16:30                      18:31



**ACI Racing Weekend Misano, 9-10 Maggio 2026**  
**Best Sectors & Speed Pre-Race Official Test 2**



Misano Circuit Sic 58 4.226 m

**BEST LAP**

1	<b>14 VAN SOELEN</b> Senna	Porsche 911 GT3 CUP 992	1'34.627
2	<b>20 HAUGHTON</b> Harley	Porsche 911 GT3 CUP 992	1'34.637
3	<b>8 DELLI GUANTI</b> Pietro	Porsche 911 GT3 CUP 992	1'34.832
4	<b>15 FESTANTE</b> Aldo	Porsche 911 GT3 CUP 992	1'34.970
5	<b>11 MASTERS</b> Keagan	Porsche 911 GT3 CUP 992	1'35.000
6	<b>35 BRISTOT</b> Andrea	Porsche 911 GT3 CUP 992	1'35.047
7	<b>7 BUTTI</b> Marco	Porsche 911 GT3 CUP 992	1'35.054
8	<b>28 AMATI</b> Giorgio	Porsche 911 GT3 CUP 992	1'35.154
9	<b>32 QUARESMINI</b> Gianmarco	Porsche 911 GT3 CUP 992	1'35.320
10	<b>3 CERQUI</b> Alberto	Porsche 911 GT3 CUP 992	1'35.345
11	<b>24 FANT</b> Filippo	Porsche 911 GT3 CUP 992	1'35.358
12	<b>33 SCHAAP</b> Nathan	Porsche 911 GT3 CUP 992	1'35.398
13	<b>5 TAYLOR</b> Nicolas	Porsche 911 GT3 CUP 992	1'35.421
14	<b>4 DE PRENTER</b> Paul	Porsche 911 GT3 CUP 992	1'35.444
15	<b>31 BERTUCA</b> Cristian	Porsche 911 GT3 CUP 992	1'35.502
16	<b>22 QUINTIERI</b> Ermanno	Porsche 911 GT3 CUP 992	1'35.503
17	<b>10 ZENDELI</b> Lirim	Porsche 911 GT3 CUP 992	1'35.538
18	<b>18 MEZZETTI</b> William	Porsche 911 GT3 CUP 992	1'35.575
19	<b>6 TAYLOR</b> Zachary	Porsche 911 GT3 CUP 992	1'35.582
20	<b>21 BERTONELLI</b> Diego	Porsche 911 GT3 CUP 992	1'35.644
21	<b>30 GAILLARD</b> Karen	Porsche 911 GT3 CUP 992	1'35.970
22	<b>12 MARTINEZ</b> Luciano	Porsche 911 GT3 CUP 992	1'36.042
23	<b>19 D'AMICO</b> Andrea	Porsche 911 GT3 CUP 992	1'36.104
24	<b>88 GIRONDI</b> Andrea	Porsche 911 GT3 CUP 992	1'36.335
25	<b>54 STEFANELLI</b> Stefano	Porsche 911 GT3 CUP 992	1'36.472
26	<b>67 DE GIACOMI</b> Alex	Porsche 911 GT3 CUP 992	1'36.479
27	<b>25 CHELI</b> Lorenzo	Porsche 911 GT3 CUP 992	1'36.674
28	<b>17 BERTA</b> Benjamin	Porsche 911 GT3 CUP 992	1'36.798
29	<b>50 FENICI</b> Francesco Maria	Porsche 911 GT3 CUP 992	1'36.980
30	<b>56 BRUSA</b> Cesare	Porsche 911 GT3 CUP 992	1'37.013
31	<b>75 GALLI</b> Andrea	Porsche 911 GT3 CUP 992	1'37.250
32	<b>80 MOWLE</b> Lee	Porsche 911 GT3 CUP 992	1'37.711

**SPEED**

1	<b>20 HAUGHTON</b> Harley	Porsche 911 GT3 CUP 992	218,2
2	<b>21 BERTONELLI</b> Diego	Porsche 911 GT3 CUP 992	217,7
3	<b>30 GAILLARD</b> Karen	Porsche 911 GT3 CUP 992	217,7
4	<b>28 AMATI</b> Giorgio	Porsche 911 GT3 CUP 992	217,3
5	<b>14 VAN SOELEN</b> Senna	Porsche 911 GT3 CUP 992	217,3
6	<b>15 FESTANTE</b> Aldo	Porsche 911 GT3 CUP 992	217,3
7	<b>4 DE PRENTER</b> Paul	Porsche 911 GT3 CUP 992	217,3
8	<b>11 MASTERS</b> Keagan	Porsche 911 GT3 CUP 992	217,3
9	<b>3 CERQUI</b> Alberto	Porsche 911 GT3 CUP 992	216,9
10	<b>24 FANT</b> Filippo	Porsche 911 GT3 CUP 992	216,9
11	<b>19 D'AMICO</b> Andrea	Porsche 911 GT3 CUP 992	216,9
12	<b>25 CHELI</b> Lorenzo	Porsche 911 GT3 CUP 992	216,9
13	<b>32 QUARESMINI</b> Gianmarco	Porsche 911 GT3 CUP 992	216,9
14	<b>50 FENICI</b> Francesco Maria	Porsche 911 GT3 CUP 992	216,9
15	<b>31 BERTUCA</b> Cristian	Porsche 911 GT3 CUP 992	216,9
16	<b>10 ZENDELI</b> Lirim	Porsche 911 GT3 CUP 992	216,9
17	<b>17 BERTA</b> Benjamin	Porsche 911 GT3 CUP 992	216,9
18	<b>88 GIRONDI</b> Andrea	Porsche 911 GT3 CUP 992	216,4
19	<b>18 MEZZETTI</b> William	Porsche 911 GT3 CUP 992	216,0
20	<b>33 SCHAAP</b> Nathan	Porsche 911 GT3 CUP 992	216,0
21	<b>67 DE GIACOMI</b> Alex	Porsche 911 GT3 CUP 992	216,0
22	<b>22 QUINTIERI</b> Ermanno	Porsche 911 GT3 CUP 992	216,0
23	<b>12 MARTINEZ</b> Luciano	Porsche 911 GT3 CUP 992	216,0
24	<b>80 MOWLE</b> Lee	Porsche 911 GT3 CUP 992	216,0
25	<b>35 BRISTOT</b> Andrea	Porsche 911 GT3 CUP 992	216,0
26	<b>54 STEFANELLI</b> Stefano	Porsche 911 GT3 CUP 992	216,0
27	<b>6 TAYLOR</b> Zachary	Porsche 911 GT3 CUP 992	216,0
28	<b>8 DELLI GUANTI</b> Pietro	Porsche 911 GT3 CUP 992	216,0
29	<b>7 BUTTI</b> Marco	Porsche 911 GT3 CUP 992	215,6
30	<b>5 TAYLOR</b> Nicolas	Porsche 911 GT3 CUP 992	215,6
31	<b>56 BRUSA</b> Cesare	Porsche 911 GT3 CUP 992	215,6
32	<b>75 GALLI</b> Andrea	Porsche 911 GT3 CUP 992	214,7

**SEG. 1**

1	<b>20 HAUGHTON</b> Harley	24.862
2	<b>11 MASTERS</b> Keagan	24.882
3	<b>8 DELLI GUANTI</b> Pietro	24.895
4	<b>35 BRISTOT</b> Andrea	24.930
5	<b>15 FESTANTE</b> Aldo	24.953
6	<b>21 BERTONELLI</b> Diego	25.033
7	<b>10 ZENDELI</b> Lirim	25.049
8	<b>7 BUTTI</b> Marco	25.049
9	<b>18 MEZZETTI</b> William	25.055
10	<b>28 AMATI</b> Giorgio	25.068
11	<b>14 VAN SOELEN</b> Senna	25.070
12	<b>5 TAYLOR</b> Nicolas	25.072
13	<b>3 CERQUI</b> Alberto	25.077
14	<b>32 QUARESMINI</b> Gianmarco	25.091
15	<b>33 SCHAAP</b> Nathan	25.095
16	<b>24 FANT</b> Filippo	25.142
17	<b>30 GAILLARD</b> Karen	25.156
18	<b>31 BERTUCA</b> Cristian	25.158
19	<b>4 DE PRENTER</b> Paul	25.168
20	<b>22 QUINTIERI</b> Ermanno	25.179
21	<b>6 TAYLOR</b> Zachary	25.193
22	<b>88 GIRONDI</b> Andrea	25.271
23	<b>19 D'AMICO</b> Andrea	25.293
24	<b>50 FENICI</b> Francesco Maria	25.295
25	<b>54 STEFANELLI</b> Stefano	25.314
26	<b>12 MARTINEZ</b> Luciano	25.373
27	<b>67 DE GIACOMI</b> Alex	25.415
28	<b>25 CHELI</b> Lorenzo	25.504
29	<b>17 BERTA</b> Benjamin	25.508
30	<b>75 GALLI</b> Andrea	25.530
31	<b>56 BRUSA</b> Cesare	25.631
32	<b>80 MOWLE</b> Lee	25.768

**SEG. 2**

1	<b>20 HAUGHTON</b> Harley	22.377
2	<b>15 FESTANTE</b> Aldo	22.378
3	<b>31 BERTUCA</b> Cristian	22.384
4	<b>35 BRISTOT</b> Andrea	22.392
5	<b>7 BUTTI</b> Marco	22.421
6	<b>32 QUARESMINI</b> Gianmarco	22.441
7	<b>11 MASTERS</b> Keagan	22.442
8	<b>28 AMATI</b> Giorgio	22.442
9	<b>8 DELLI GUANTI</b> Pietro	22.469
10	<b>5 TAYLOR</b> Nicolas	22.469
11	<b>4 DE PRENTER</b> Paul	22.481
12	<b>3 CERQUI</b> Alberto	22.541
13	<b>14 VAN SOELEN</b> Senna	22.542
14	<b>18 MEZZETTI</b> William	22.554
15	<b>22 QUINTIERI</b> Ermanno	22.557
16	<b>21 BERTONELLI</b> Diego	22.560
17	<b>24 FANT</b> Filippo	22.574
18	<b>10 ZENDELI</b> Lirim	22.578
19	<b>6 TAYLOR</b> Zachary	22.585
20	<b>12 MARTINEZ</b> Luciano	22.597
21	<b>33 SCHAAP</b> Nathan	22.604
22	<b>19 D'AMICO</b> Andrea	22.631
23	<b>67 DE GIACOMI</b> Alex	22.697
24	<b>30 GAILLARD</b> Karen	22.712
25	<b>25 CHELI</b> Lorenzo	22.731
26	<b>54 STEFANELLI</b> Stefano	22.732
27	<b>88 GIRONDI</b> Andrea	22.778
28	<b>75 GALLI</b> Andrea	22.801
29	<b>50 FENICI</b> Francesco Maria	22.864
30	<b>56 BRUSA</b> Cesare	22.912
31	<b>17 BERTA</b> Benjamin	22.915
32	<b>80 MOWLE</b> Lee	22.945

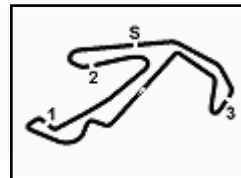
**SEG. 3**

1	<b>14 VAN SOELEN</b> Senna	26.157
2	<b>8 DELLI GUANTI</b> Pietro	26.352
3	<b>20 HAUGHTON</b> Harley	26.355
4	<b>11 MASTERS</b> Keagan	26.399
5	<b>24 FANT</b> Filippo	26.417
6	<b>15 FESTANTE</b> Aldo	26.433
7	<b>28 AMATI</b> Giorgio	26.444
8	<b>32 QUARESMINI</b> Gianmarco	26.464
9	<b>35 BRISTOT</b> Andrea	26.471
10	<b>6 TAYLOR</b> Zachary	26.504
11	<b>4 DE PRENTER</b> Paul	26.504
12	<b>33 SCHAAP</b> Nathan	26.542
13	<b>7 BUTTI</b> Marco	26.545
14	<b>22 QUINTIERI</b> Ermanno	26.546
15	<b>3 CERQUI</b> Alberto	26.565
16	<b>30 GAILLARD</b> Karen	26.623
17	<b>18 MEZZETTI</b> William	26.633
18	<b>5 TAYLOR</b> Nicolas	26.645
19	<b>10 ZENDELI</b> Lirim	26.661
20	<b>31 BERTUCA</b> Cristian	26.678
21	<b>56 BRUSA</b> Cesare	26.683
22	<b>21 BERTONELLI</b> Diego	26.685
23	<b>19 D'AMICO</b> Andrea	26.692
24	<b>88 GIRONDI</b> Andrea	26.708
25	<b>12 MARTINEZ</b> Luciano	26.742
26	<b>67 DE GIACOMI</b> Alex	26.767
27	<b>25 CHELI</b> Lorenzo	26.781
28	<b>54 STEFANELLI</b> Stefano	26.813
29	<b>17 BERTA</b> Benjamin	26.831
30	<b>50 FENICI</b> Francesco Maria	26.886
31	<b>75 GALLI</b> Andrea	27.036
32	<b>80 MOWLE</b> Lee	27.038

**SEG. 4**

1	<b>14 VAN SOELEN</b> Senna	20.852
2	<b>8 DELLI GUANTI</b> Pietro	20.864
3	<b>10 ZENDELI</b> Lirim	20.956
4	<b>6 TAYLOR</b> Zachary	20.962
5	<b>33 SCHAAP</b> Nathan	20.983
6	<b>3 CERQUI</b> Alberto	20.987
7	<b>4 DE PRENTER</b> Paul	21.006
8	<b>11 MASTERS</b> Keagan	21.011
9	<b>15 FESTANTE</b> Aldo	21.013
10	<b>7 BUTTI</b> Marco	21.029
11	<b>35 BRISTOT</b> Andrea	21.032
12	<b>20 HAUGHTON</b> Harley	21.043
13	<b>21 BERTONELLI</b> Diego	21.053
14	<b>28 AMATI</b> Giorgio	21.055
15	<b>24 FANT</b> Filippo	21.059
16	<b>12 MARTINEZ</b> Luciano	21.078
17	<b>18 MEZZETTI</b> William	21.106
18	<b>32 QUARESMINI</b> Gianmarco	21.113
19	<b>5 TAYLOR</b> Nicolas	21.115
20	<b>22 QUINTIERI</b> Ermanno	21.116
21	<b>31 BERTUCA</b> Cristian	21.130
22	<b>19 D'AMICO</b> Andrea	21.184
23	<b>54 STEFANELLI</b> Stefano	21.235
24	<b>67 DE GIACOMI</b> Alex	21.267
25	<b>75 GALLI</b> Andrea	21.315
26	<b>25 CHELI</b> Lorenzo	21.364
27	<b>30 GAILLARD</b> Karen	21.409
28	<b>88 GIRONDI</b> Andrea	21.422
29	<b>56 BRUSA</b> Cesare	21.463
30	<b>17 BERTA</b> Benjamin	21.544
31	<b>50 FENICI</b> Francesco Maria	21.599
32	<b>80 MOWLE</b> Lee	21.656





## ACI Racing Weekend Misano, 9-10 Maggio 2026

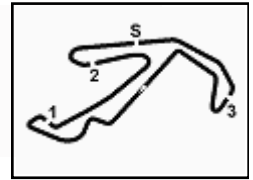
### Ideal Time Pre-Race Official Test 2

Misano Circuit Sic 58.4.226 m

No.	Driver	Car	Seg. 1	Seg. 2	Seg. 3	Seg. 4	Ideal Time		
			Diff. 1	Diff. 2	Diff. 3	Diff. 4	Best Lap	Pos.	Diff.
1	<b>8 DELLI GUANTI P.</b> (ITA)	Porsche 911 GT3 CUP 992	24.895	22.469 +0.041	26.352 +0.146	20.864 +0.065	<b>1'34.580</b> 1'34.832	3	0.252
2	<b>14 VAN SOELEN S.</b> (NLD)	Porsche 911 GT3 CUP 992	25.070 +0.006	22.542	<b>26.157</b>	<b>20.852</b>	<b>1'34.621</b> 1'34.627	1	0.006
3	<b>20 HAUGHTON H.</b> (GBR)	Porsche 911 GT3 CUP 992	<b>24.862</b>	<b>22.377</b>	26.355	21.043	<b>1'34.637</b> 1'34.637	2	
4	<b>11 MASTERS K.</b> (ZAF)	Porsche 911 GT3 CUP 992	24.882	22.442 +0.100	26.399 +0.122	21.011 +0.044	<b>1'34.734</b> 1'35.000	5	0.266
5	<b>15 FESTANTE A.</b> (ITA)	Porsche 911 GT3 CUP 992	24.953 +0.002	22.378 +0.105	26.433	21.013 +0.086	<b>1'34.777</b> 1'34.970	4	0.193
6	<b>35 BRISTOT A.</b> (ITA)	Porsche 911 GT3 CUP 992	24.930 +0.045	22.392 +0.074	26.471 +0.103	21.032	<b>1'34.825</b> 1'35.047	6	0.222
7	<b>28 AMATI G.</b> (ITA)	Porsche 911 GT3 CUP 992	25.068 +0.037	22.442 +0.012	26.444	21.055 +0.096	<b>1'35.009</b> 1'35.154	8	0.145
8	<b>7 BUTTI M.</b> (ITA)	Porsche 911 GT3 CUP 992	25.049	22.421	26.545	21.029 +0.010	<b>1'35.044</b> 1'35.054	7	0.010
9	<b>32 QUARESMINI G.</b> (ITA)	Porsche 911 GT3 CUP 992	25.091 +0.036	22.441 +0.171	26.464 +0.004	21.113	<b>1'35.109</b> 1'35.320	9	0.211
10	<b>4 DE PRENTER P.</b> (NLD)	Porsche 911 GT3 CUP 992	25.168	22.481 +0.285	26.504	21.006	<b>1'35.159</b> 1'35.444	14	0.285
11	<b>3 CERQUI A.</b> (ITA)	Porsche 911 GT3 CUP 992	25.077 +0.080	22.541 +0.056	26.565	20.987 +0.039	<b>1'35.170</b> 1'35.345	10	0.175
12	<b>24 FANT F.</b> (ITA)	Porsche 911 GT3 CUP 992	25.142 +0.062	22.574	26.417 +0.104	21.059	<b>1'35.192</b> 1'35.358	11	0.166
13	<b>33 SCHAAP N.</b> (NLD)	Porsche 911 GT3 CUP 992	25.095 +0.015	22.604	26.542 +0.046	20.983 +0.113	<b>1'35.224</b> 1'35.398	12	0.174
14	<b>10 ZENDELI L.</b> (DEU)	Porsche 911 GT3 CUP 992	25.049 +0.049	22.578	26.661 +0.047	20.956 +0.198	<b>1'35.244</b> 1'35.538	17	0.294
15	<b>6 TAYLOR Z.</b> (CAN)	Porsche 911 GT3 CUP 992	25.193	22.585 +0.176	26.504 +0.162	20.962	<b>1'35.244</b> 1'35.582	19	0.338
16	<b>5 TAYLOR N.</b> (CAN)	Porsche 911 GT3 CUP 992	25.072	22.469 +0.089	26.645 +0.031	21.115	<b>1'35.301</b> 1'35.421	13	0.120
17	<b>21 BERTONELLI D.</b> (ITA)	Porsche 911 GT3 CUP 992	25.033 +0.217	22.560 +0.096	26.685	21.053	<b>1'35.331</b> 1'35.644	20	0.313
18	<b>18 MEZZETTI W.</b> (ITA)	Porsche 911 GT3 CUP 992	25.055	22.554 +0.171	26.633 +0.056	21.106	<b>1'35.348</b> 1'35.575	18	0.227
19	<b>31 BERTUCA C.</b> (ITA)	Porsche 911 GT3 CUP 992	25.158	22.384 +0.006	26.678 +0.070	21.130 +0.076	<b>1'35.350</b> 1'35.502	15	0.152
20	<b>22 QUINTIERI E.</b> (ITA)	Porsche 911 GT3 CUP 992	25.179 +0.041	22.557 +0.035	26.546 +0.029	21.116	<b>1'35.398</b> 1'35.503	16	0.105
21	<b>12 MARTINEZ L.</b> (ARG)	Porsche 911 GT3 CUP 992	25.373 +0.008	22.597 +0.175	26.742 +0.069	21.078	<b>1'35.790</b> 1'36.042	22	0.252
22	<b>19 D'AMICO A.</b> (ITA)	Porsche 911 GT3 CUP 992	25.293	22.631 +0.157	26.692 +0.147	21.184	<b>1'35.800</b> 1'36.104	23	0.304
23	<b>30 GAILLARD K.</b> (CHE)	Porsche 911 GT3 CUP 992	25.156	22.712	26.623 +0.059	21.409 +0.011	<b>1'35.900</b> 1'35.970	21	0.070
24	<b>54 STEFANELLI S.</b> (ITA)	Porsche 911 GT3 CUP 992	25.314 +0.208	22.732	26.813 +0.170	21.235	<b>1'36.094</b> 1'36.472	25	0.378
25	<b>67 DE GIACOMI A.</b> (ITA)	Porsche 911 GT3 CUP 992	25.415 +0.187	22.697 +0.093	26.767 +0.053	21.267	<b>1'36.146</b> 1'36.479	26	0.333
26	<b>88 GIRONDI A.</b> (ITA)	Porsche 911 GT3 CUP 992	25.271 +0.138	22.778	26.708	21.422 +0.018	<b>1'36.179</b> 1'36.335	24	0.156
27	<b>25 CHELI L.</b> (SMR)	Porsche 911 GT3 CUP 992	25.504 +0.003	22.731 +0.063	26.781 +0.102	21.364 +0.126	<b>1'36.380</b> 1'36.674	27	0.294
28	<b>50 FENICI F.</b> (ITA)	Porsche 911 GT3 CUP 992	25.295	22.864 +0.033	26.886 +0.134	21.599 +0.169	<b>1'36.644</b> 1'36.980	29	0.336
29	<b>75 GALLI A.</b> (ITA)	Porsche 911 GT3 CUP 992	25.530	22.801 +0.362	27.036 +0.206	21.315	<b>1'36.682</b> 1'37.250	31	0.568
30	<b>56 BRUSA C.</b> (ITA)	Porsche 911 GT3 CUP 992	25.631 +0.032	22.912 +0.175	26.683 +0.117	21.463	<b>1'36.689</b> 1'37.013	30	0.324
31	<b>17 BERTA B.</b> (HUN)	Porsche 911 GT3 CUP 992	25.508	22.915	26.831	21.544	<b>1'36.798</b> 1'36.798	28	
32	<b>80 MOWLE L.</b> (GBR)	Porsche 911 GT3 CUP 992	25.768	22.945 +0.215	27.038 +0.048	21.656 +0.041	<b>1'37.407</b> 1'37.711	32	0.304
<b>Overall Ideal Time</b>			<b>24.862</b>	<b>22.377</b>	<b>26.157</b>	<b>20.852</b>	<b>1'34.248</b>		



ACI Racing Weekend Misano, 9-10 Maggio 2026  
Chronological Analysis Pre-Race Official Test 2



Misano Circuit Sic 58.4.226m

**3 A. CERQUI (1'35.345)**

Lap	Seg.1	Seg.2	Seg.3	Seg.4	Lap Time	km/h	Local Time
							17:04'20.091
1	53.934	31.242	32.529	23.021	2'20.726P	160,2	17:06'40.817
2	26.473	23.328	27.108	21.549	1'38.458	214,3	17:08'19.275
3	25.212	22.924	26.898	21.220	1'36.254	215,1	17:09'55.529
4	25.303	22.665	26.776	21.199	1'35.943	216,0	17:11'31.472
5	25.261	22.877	27.769	2'48.993	4'04.900P	213,4	17:15'36.372
6	45.651	23.752	28.972	21.909	2'00.284P	212,2	17:17'36.656
7	25.259	22.697	26.659	21.152	1'35.767	216,0	17:19'12.423
8	25.231	22.816	27.074	23.973	1'39.094C	216,0	17:20'51.517
9	25.224	22.661	26.911	21.059	1'35.855	215,1	17:22'27.372
10	25.267	22.653	26.792	21.125	1'35.837	216,0	17:24'03.209
11	25.327	22.684	26.780	21.294	1'36.085C	216,0	17:25'39.294
12	25.400	22.666	26.864	21.309	1'36.239	<b>216,9</b>	17:27'15.533
13	25.445	22.710	26.807	29'46.363	31'01.325P	216,0	17:58'16.858
14	54.544	29.621	30.803	24.667	2'19.635P	181,8	18:00'36.493
15	27.240	23.536	27.514	22.414	1'40.704	212,2	18:02'17.197
16	25.220	22.754	26.786	21.699	1'36.459	215,1	18:03'53.656
17	<b>25.077</b>	22.747	26.587	21.005	1'35.416	215,1	18:05'29.072
18	25.116	22.625	29.534	22.051	1'39.326	209,7	18:07'08.398
19	25.123	22.699	26.735	21.106	1'35.663	215,1	18:08'44.061
20	25.133	<b>22.541</b>	26.675	21.045	1'35.394	215,1	18:10'19.455
21	25.633	23.312	27.161	11'46.831	13'02.937P	216,0	18:23'22.392
22	45.737	23.455	26.869	21.154	1'57.215P	213,9	18:25'19.607
23	25.168	22.719	26.677	<b>20.987</b>	1'35.551	215,6	18:26'55.158
24	25.223	22.833	26.936	21.476	1'36.468C	216,0	18:28'31.626
25	25.157	22.597	<b>26.565</b>	21.026	<b>1'35.345</b>	<b>216,9</b>	18:30'06.971

37	25.517	22.722	31.610	25.970	1'45.819C	202,2	18:27'06.263
38	25.314	22.592	26.600	21.327	1'35.833	214,7	18:28'42.096
39	25.418	22.806	26.538	21.856	1'36.618	215,6	18:30'18.714

**5 N. TAYLOR (1'35.421)**

Lap	Seg.1	Seg.2	Seg.3	Seg.4	Lap Time	km/h	Local Time
							16:32'42.309
1	4'17.051	28.586	31.215	23.025	5'39.877P	180,3	16:38'22.186
2	26.737	24.087	28.235	21.886	1'40.945C	209,3	16:40'03.131
3	25.871	23.248	27.207	21.682	1'38.008	214,3	16:41'41.139
4	25.551	23.523	27.164	21.610	1'37.848	214,7	16:43'18.987
5	25.464	22.870	27.007	21.547	1'36.888	215,1	16:44'55.875
6	25.516	22.899	27.070	36.911	1'52.396P	214,7	16:46'48.271
7	4'16.330	23.928	27.829	21.538	5'29.625P	211,8	16:52'17.896
8	26.394	23.131	27.208	21.440	1'38.173	214,7	16:53'56.069
9	25.488	23.017	27.159	21.466	1'37.130	213,4	16:55'33.199
10	25.692	23.509	27.053	21.407	1'37.661	213,4	16:57'10.860
11	25.612	22.833	27.059	32.296	1'47.800P	214,3	16:58'58.660
12	5'01.157	26.062	28.065	22.043	6'17.327P	208,1	17:05'15.987
13	25.860	23.176	27.394	21.502	1'37.932	210,5	17:06'53.919
14	25.345	22.780	27.123	21.364	1'36.612C	213,4	17:08'30.531
15	25.333	22.701	26.958	21.557	1'36.549C	214,3	17:10'07.080
16	25.326	22.647	26.936	21.430	1'36.339	214,7	17:11'43.419
17	25.496	22.642	27.462	42.300	1'57.900P	214,7	17:13'41.319
18	6'44.195	23.600	27.453	21.377	7'56.625P	212,6	17:21'37.944
19	25.378	22.686	26.956	21.300	1'36.320	215,1	17:23'14.264
20	25.193	22.727	26.904	21.306	1'36.130	215,1	17:24'50.394
21	25.332	22.962	27.172	27'29.788	28'45.254CP	215,1	17:53'35.648
22	3'37.227	24.546	28.011	21.712	4'51.566CP	208,1	17:58'27.214
23	26.018	23.181	27.211	21.494	1'37.904	213,4	18:00'05.118
24	25.509	22.777	27.002	21.483	1'36.771	214,3	18:01'41.889
25	25.439	22.790	27.013	21.483	1'36.725	213,4	18:03'18.614
26	25.547	22.908	27.426	32.246	1'48.127P	213,9	18:05'06.741
27	10'10.465	30.250	29.690	22.450	11'32.855P	187,5	18:16'39.596
28	26.292	23.598	26.986	21.605	1'38.481	211,8	18:18'18.077
29	25.375	22.798	26.725	21.140	1'36.038	214,7	18:19'54.115
30	25.269	22.709	26.670	21.371	1'36.019	<b>215,6</b>	18:21'30.134
31	25.219	<b>22.469</b>	<b>26.645</b>	21.220	1'35.553	214,7	18:23'05.687
32	<b>25.072</b>	22.558	26.676	<b>21.115</b>	<b>1'35.421</b>	214,7	18:24'41.108
33	25.439	22.750	28.001	39.063	1'55.253P	212,6	18:26'36.361
34	2'34.065	23.375	32.080				142,7

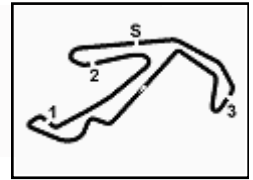
**4 P. DE PRENTER (1'35.444)**

Lap	Seg.1	Seg.2	Seg.3	Seg.4	Lap Time	km/h	Local Time
							16:35'42.964
1	55.809	31.102	35.161	24.752	2'26.824P	174,5	16:38'09.788
2	29.599	24.937	30.514	23.638	1'48.688	208,9	16:39'58.476
3	25.829	22.985	27.222	22.028	1'38.064C	214,3	16:41'36.540
4	26.267	23.659	27.212	21.760	1'38.898	213,4	16:43'15.438
5	25.403	22.752	27.025	21.407	1'36.587	213,4	16:44'52.025
6	25.729	23.021	27.038	21.468	1'37.256	214,7	16:46'29.281
7	25.420	22.991	27.062	21.415	1'36.888C	214,3	16:48'06.169
8	25.303	22.742	26.993	21.303	1'36.341	214,3	16:49'42.510
9	25.540	22.829	26.881	21.358	1'36.608	214,3	16:51'19.118
10	25.515	22.824	26.990	13'28.326	14'43.655P	214,3	17:06'02.773
11	45.332	23.653	27.955	22.253	1'59.193CP	211,4	17:08'01.966
12	25.959	22.967	27.216	21.502	1'37.644	213,4	17:09'39.610
13	25.421	22.682	27.015	21.464	1'36.582	213,4	17:11'16.192
14	25.490	23.137	27.115	21.392	1'37.134	214,3	17:12'53.326
15	38.536	41.913	27.411	21.309	2'09.169	211,8	17:15'02.495
16	25.901	23.053	26.860	21.462	1'37.276	214,3	17:16'39.771
17	25.565	22.820	27.007	21.197	1'36.589	215,1	17:18'16.360
18	25.627	22.803	26.919	21.269	1'36.618	214,3	17:19'52.978
19	25.447	22.704	26.968	21.530	1'36.649	215,1	17:21'29.627
20	25.425	22.755	26.786	21.379	1'36.345	215,1	17:23'05.972
21	25.373	22.629	26.714	21.483	1'36.199	215,1	17:24'42.171
22	27.093	27.375	33.068	30'30.013	31'57.549P	214,3	17:56'39.720
23	45.830	24.217	27.716	21.800	1'59.563P	208,1	17:58'39.283
24	25.814	22.949	27.053	21.735	1'37.551	213,4	18:00'16.834
25	25.911	22.740	26.919	21.373	1'36.943C	213,4	18:01'53.777
26	25.659	22.947	26.835	21.436	1'36.877	213,4	18:03'30.654
27	25.460	22.724	26.876	21.455	1'36.515C	214,3	18:05'07.169
28	25.701	22.941	26.898	21.483	1'37.023	214,3	18:06'44.192
29	25.558	22.864	26.822	21.665	1'36.909	214,3	18:08'21.101
30	25.731	22.812	26.998	21.766	1'37.307C	213,0	18:09'58.408
31	28.608	25.320	30.168	5'02.877	6'26.973P	<b>217,3</b>	18:16'25.381
32	51.125	30.719	34.598	25.291	2'21.733P	172,0	18:18'47.114
33	28.096	25.170	29.860	21.662	1'44.788C	183,7	18:20'31.902
34	25.598	23.269	26.876	21.342	1'37.085	213,0	18:22'08.987
35	25.333	<b>22.481</b>	26.806	21.393	1'36.013	214,3	18:23'45.000
36	<b>25.168</b>	22.766	<b>26.504</b>	<b>21.006</b>	<b>1'35.444</b>	215,1	18:25'20.444

**6 Z. TAYLOR (1'35.582)**

Lap	Seg.1	Seg.2	Seg.3	Seg.4	Lap Time	km/h	Local Time
							16:32'37.597
1	4'27.585	30.631	33.934	23.375	5'55.525P	207,3	16:38'33.122
2	29.394	26.714	30.401	22.979	1'49.488	202,2	16:40'22.610
3	29.741	25.644	28.021	21.297	1'44.703C	214,3	16:42'07.313
4	25.515	22.977	26.919	21.322	1'36.733C	215,1	16:43'44.046
5	26.396	23.104	27.114	21.236	1'37.850	<b>216,0</b>	16:45'21.896
6	26.029	23.172	26.947	21.650	1'37.798C	214,3	16:46'59.694
7	25.814	23.061	27.011	21.411	1'37.297	214,3	16:48'36.991
8	25.559	23.261	26.879	21.523	1'37.222	215,1	16:50'14.213
9	25.668	22.989	26.911	35.172	1'50.740P	215,1	16:52'04.953
10	12'49.650	24.613	27.701	21.822	14'03.786P	211,4	17:06'08.739
11	27.532	22.949	26.917	21.350	1'38.748	215,1	17:07'47.487
12	25.385	22.875	26.746	21.331	1'36.337	<b>216,0</b>	17:09'23.824
13	25.336	22.839	26.697	21.295	1'36.167	<b>216,0</b>	17:10'59.991
14	25.282	22.650	26.852	21.595	1'36.379	<b>216,0</b>	17:12'36.370
15	25.949	47.928	37.901	47'51.171	49'42.949P	177,0	18:02'19.319
16	47.981	24.049	27.701	21.591	2'01.322P	208,9	18:04'20.641
17	26.02						

ACI Racing Weekend Misano, 9-10 Maggio 2026  
Chronological Analysis Pre-Race Official Test 2



Misano Circuit Sic 58 4.226 m

2 / 9

24	25.724	22.898	26.637	21.093	1'36.352	<b>216,0</b>	18:21'38.368	26	<b>24.895</b>	22.510	26.498	20.929	<b>1'34.832</b>	215,1	18:12'33.134
25	25.413	<b>22.585</b>	<b>26.504</b>	21.332	1'35.834	<b>216,0</b>	18:23'14.202	27	26.246	23.898	27.927	21.429	1'39.500	211,8	18:14'12.634
26	25.640	22.921	26.962	21.372	1'36.895C	215,1	18:24'51.097	28	24.955	22.531	<b>26.352</b>	21.723	1'35.561	<b>216,0</b>	18:15'48.195
27	25.540	22.819	26.799	34.446	1'49.604P	215,1	18:26'40.701	29	25.160	23.481	27.673	33.209	1'49.523P	214,3	18:17'37.718
28	2'25.945	25.935	32.550			134,2		30	3'44.026	24.243	30.718	34.701	5'13.688P	202,2	18:22'51.406
								31	1'03.997	23.201	26.723			<b>216,0</b>	

**7 M. BUTTI (1'35.054)**

Lap	Seg.1	Seg.2	Seg.3	Seg.4	Lap Time	km/h	Local Time
1	57.366	32.242	33.961	23.708	2'27.277P	149,8	16:31'28.250
2	28.036	25.998	30.515	21.949	1'46.498	208,9	16:33'55.527
3	25.875	22.994	27.057	21.733	1'37.659	212,6	16:35'42.025
4	25.676	23.067	27.022	21.593	1'37.358	214,3	16:37'19.684
5	25.521	22.892	27.252	21.454	1'37.119	212,6	16:38'57.042
6	25.356	22.906	26.964	21.305	1'36.531	215,1	16:40'34.161
7	25.420	22.926	26.798	21.180	1'36.324	214,3	16:42'10.692
8	26.560	23.203	26.788	14'50.875	16'07.426P	215,1	16:43'47.016
9	50.761	33.125	33.426	23.559	2'20.871P	150,0	16:59'54.442
10	28.797	24.008	34.797	24.051	1'51.653	188,8	17:02'15.313
11	25.237	22.551	26.695	21.131	1'35.614	213,9	17:04'06.966
12	25.146	22.583	26.786	24.171	1'38.686	214,7	17:05'42.580
13	25.164	22.504	26.693	<b>21.029</b>	1'35.390	215,1	17:07'21.266
14	25.147	22.533	26.636	36'17.892	37'32.208P	214,3	17:08'56.656
15	46.178	25.722	30.199	24.556	2'06.655P	208,9	17:10'11.728
16	25.315	22.727	26.892	21.275	1'36.209	213,4	17:14'36.278
17	25.199	22.698	26.677	21.030	1'35.604	214,3	17:17'48.864
18	25.123	22.551	26.661	21.142	1'35.477C	214,3	17:18'35.519
19	25.419	22.553	26.638	21.131	1'35.741	214,3	17:20'11.728
20	25.549	25.585	38.481	26.019	1'55.634	150,8	17:21'57.042
21	25.521	22.557	26.666	21.283	1'36.027	214,3	17:23'14.202
22	25.265	22.581	26.650	10'46.648	12'01.144P	215,1	17:24'48.195
23	50.276	28.824	32.055	22.778	2'13.933P	177,6	17:26'00.059
24	29.288	24.504	35.032	22.158	1'50.982	144,0	17:27'19.684
25	25.129	22.633	26.617	21.099	1'35.478	215,1	17:28'31.277
26	<b>25.049</b>	<b>22.421</b>	<b>26.545</b>	21.039	<b>1'35.054</b>	214,7	17:29'42.580
27	25.233	25.193	30.824	21.933	1'43.183	210,1	17:31'03.355
28	25.159	22.644	26.576	21.108	1'35.487	<b>215,6</b>	17:32'15.313
29	25.185	22.757	39.330	28.030	1'55.302	135,8	17:33'39.197
30	25.308	22.540	27.714			191,2	17:34'53.718

**10 L. ZENDELI (1'35.538)**

Lap	Seg.1	Seg.2	Seg.3	Seg.4	Lap Time	km/h	Local Time
1	54.040	30.602	32.228	24.948	2'21.818P	198,9	16:35'29.449
2	27.999	24.354	27.824	21.865	1'42.042	210,9	16:37'51.267
3	25.559	23.002	27.034	21.648	1'37.243C	214,3	16:39'33.309
4	25.583	22.901	26.868	21.346	1'36.698	216,0	16:41'10.552
5	25.430	22.841	26.805	21.358	1'36.434C	216,0	16:42'47.250
6	25.371	22.851	26.735	21.418	1'36.375	216,0	16:44'23.684
7	30.144	23.082	26.833	4'37.714	5'57.773P	216,0	16:46'00.059
8	52.437	30.091	29.845	23.398	2'15.771P	197,4	16:51'57.832
9	27.996	24.576	31.337	22.871	1'46.780	196,0	16:54'13.603
10	27.301	23.945	27.765	21.709	1'40.720	212,6	16:55'00.383
11	25.187	26.589	30.618	21.780	1'44.174	209,7	16:57'41.103
12	25.098	<b>22.578</b>	26.708	21.154	<b>1'35.538</b>	<b>216,9</b>	16:59'25.277
13	<b>25.049</b>	22.695	27.549	22.819	1'38.112C	216,0	17:01'00.815
14	25.149	22.703	26.701	21.073	1'35.626	<b>216,9</b>	17:02'38.927
15	29.434	25.131	28.845	21.670	1'45.080	212,2	17:04'14.553
16	25.252	22.686	27.117	7'18.528	8'33.583P	216,0	17:05'59.633
17	45.855	27.484	27.445	21.891	2'02.675P	214,3	17:14'33.216
18	25.227	22.765	26.718	<b>20.956</b>	1'35.666	216,0	17:16'35.891
19	25.243	25.312	27.504	21.862	1'39.921	214,3	17:18'11.557
20	25.257	22.762	26.761	21.008	1'35.788C	216,0	17:19'51.478
21	25.376	23.146	33.110	23.379	1'45.011	180,3	17:21'27.266
22	25.180	22.752	26.691	21.165	1'35.788	<b>216,9</b>	17:23'12.277
23	25.216	22.644	<b>26.661</b>	21.102	1'35.623	<b>216,9</b>	17:24'48.065
24	28.731	24.206	27.504	15'01.555	16'21.996P	215,1	17:26'23.688
25	44.227	24.160	27.214	21.539	1'57.140P	212,2	17:27'45.684
26	25.459	22.835	26.865	21.260	1'36.419	213,4	17:29'42.824
27	25.316	23.042	31.206	7'38.926	8'58.490P	214,3	17:31'03.355
28	44.042	23.788	31.570	21.741	2'01.141P	140,1	17:32'15.313
29	25.564	22.915	26.831	24.074	1'39.384	215,1	17:33'39.197
30	25.388	22.779	26.776	21.311	1'36.254	216,0	17:34'53.718
31	25.532	23.100	28.006	21.697	1'38.335	213,9	17:36'00.059
32	26.064	23.641	28.289	3'34.697	4'52.691P	214,3	17:37'19.684
33	42.190	23.301	27.015			215,1	17:38'31.277

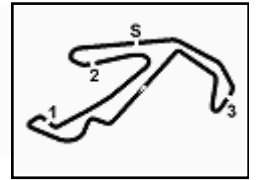
**8 P. DELLI GUANTI (1'34.832)**

Lap	Seg.1	Seg.2	Seg.3	Seg.4	Lap Time	km/h	Local Time
1	2'11.593	27.271	31.581	23.207	3'33.652P	187,5	16:40'03.788
2	26.888	25.216	28.642	33.066	1'53.812P	203,0	16:43'37.440
3	3'12.430	24.659	28.474	22.810	4'28.373P	206,5	16:45'31.252
4	28.864	24.494	27.788	22.269	1'43.415	208,9	16:49'59.625
5	26.260	23.990	33.076	22.358	1'45.684	141,9	16:51'43.400
6	25.775	24.039	28.828	22.123	1'40.765	195,3	16:53'28.724
7	25.496	23.146	27.434	22.312	1'38.388	209,7	16:55'09.489
8	25.748	23.281	27.861	24.294	1'41.184	199,3	16:56'47.877
9	26.099	23.594	27.216	21.655	1'38.564	212,2	16:58'29.061
10	25.529	22.905	26.703	21.464	1'36.601C	215,1	17:00'07.625
11	25.559	22.642	26.812	32.011	1'47.024P	214,3	17:01'44.226
12	7'27.819	24.609	27.622	21.693	8'41.743P	210,5	17:03'31.250
13	25.280	33.135	1'03.509	21.379	2'23.303	71,0	17:12'12.993
14	25.184	22.731	26.712	20.996	1'35.623	214,3	17:14'36.296
15	24.998	22.513	26.650	<b>20.864</b>	1'35.025	214,3	17:16'11.919
16	24.937	22.534	29.108	32.737	1'49.316CP	213,0	17:17'46.944
17	8'06.129	23.075	26.747	21.212	9'17.163P	213,4	17:19'36.260
18	24.943	22.591	26.678	21.026	1'35.238	214,3	17:21'03.355
19	25.139	<b>22.469</b>	26.584	21.038	1'35.230	215,1	17:22'42.580
20	25.051	22.661	26.549	21.045	1'35.306C	<b>216,0</b>	17:24'15.313
21	25.474	23.206	26.654	36.322	1'51.656P	215,1	17:25'42.580
22	6'00.047	23.530	27.661	18'35.514	25'26.752P	212,2	17:27'19.684
23	5'33.303	24.888	28.871	21.805	6'48.867P	170,1	17:28'31.277
24	25.659	23.000	26.837	21.146	1'36.642	212,6	17:30'07.625
25	24.972	22.717	26.546	20.953	1'35.188	<b>216,0</b>	17:31'42.580

**11 K. MASTERS (1'35.000)**

Lap	Seg.1	Seg.2	Seg.3	Seg.4	Lap Time	km/h	Local Time
1	55.962	29.792	31.150	23.289	2'20.193P	185,2	16:37'25.578
2	27.597	24.151	29.116	23.496	1'44.360	211,8	16:39'45.771
3	25.585	23.760	27.430	21.606	1'38.381	216,0	16:41'30.131
4	25.290	22.744	26.659	21.036	1'35.729	216,0	16:43'08.512
5	25.047	22.514	26.674	<b>21.011</b>	1'35.246	216,0	16:44'44.241
6	25.017	22.737	26.722	21.123	1'35.599	215,1	16:46'19.487
7	25.729	23.199	27.274	33.286	1'49.488P	216,0	16:47'55.086
8	10'28.707	35.454	33.807	26.665	12'04.633P	157,0	16:49'44.574
9	27.769	27.485	29.441	21.845	1'46.540	160,2	16:51'10.552
10	25.191	22.733	26.748	21.169	1'35.841	215,1	16:52'42.580
11	24.945	22.515	<b>26.399</b>	21.105	1'34.964C	216,0	16:54'13.603
12	26.367	24.229	27.820	21.349	1'39.765	206,9	16:55'42.580
13	<b>24.882</b>	22.542	26.521	21.055	<b>1'35.000</b>	216,0	16:57'19.684
14	<b>24.899</b>	<b>22.442</b>	29.157	46'17.822	47'34.320P	200,7	16:58'59.633
15	1'51.886	27.621	34.428	22.599	3'16.534P	137,8	17:00'34.512
16	26.917	23.494	27.536	21.470	1'39.417	211,8	17:02'07.625
17	25.117	22.790	26.638	21.333	1'35.878	215,1	17:03'39.197
18	25.154	22.587	26.661	21.227	1'35.629	2	

ACI Racing Weekend Misano, 9-10 Maggio 2026  
Chronological Analysis Pre-Race Official Test 2



Misano Circuit Sic 58.4.226 m

3 / 9

22	25.050	22.624	26.526	21.186	1'35.386	214,7	18:14'42.725	28	25.231	22.615	26.343	21.108	1'35.297C	216,0	17:57'16.239
23	24.940	22.579	26.564	21.144	1'35.227	215,6	18:16'17.952	29	25.155	22.642	26.523	21.205	1'35.525C	216,0	17:58'51.764
24	25.187	22.801	27.077	33.550	1'48.615CP	214,3	18:18'06.567	30	25.937	22.877	26.758	12'24.240	13'39.812P	215,1	18:12'31.576
25	2'35.650	23.159	26.808	21.544	3'47.161P	214,7	18:21'53.728	31	45.994	23.298	27.072	21.209	1'57.573P	213,0	18:14'29.149
26	25.174	22.542	26.474	21.300	1'35.490	216,0	18:23'29.218	32	25.523	22.845	26.530	21.345	1'36.243	214,7	18:16'05.392
27	25.325	22.606	26.721	21.207	1'35.859C	<b>217,3</b>	18:25'05.077	33	25.200	22.598	26.410	21.114	1'35.322	214,7	18:17'40.714
28	25.162	22.558	26.659	21.387	1'35.766	216,0	18:26'40.843	34	25.286	22.683	26.421	21.125	1'35.515	216,0	18:19'16.229
29	25.250	23.042	28.860			213,0		35	25.390	22.640	26.398	21.250	1'35.678	216,4	18:20'51.907

12 L. MARTINEZ (1'36.042)

Lap	Seg.1	Seg.2	Seg.3	Seg.4	Lap Time	km/h	Local Time
1	54.458	30.029	31.280	23.494	2'19.261P	170,1	16:37'27.832
2	27.777	25.899	27.819	22.903	1'44.398	204,2	16:41'31.491
3	25.985	23.371	27.080	22.193	1'38.629	211,8	16:43'10.120
4	<b>25.373</b>	22.909	26.865	23.804	1'38.951	215,1	16:44'49.071
5	25.562	22.741	26.986	21.281	1'36.570	215,1	16:46'25.641
6	25.816	22.983	27.023	21.310	1'37.132	215,1	16:48'02.773
7	25.593	22.765	27.453	25.418	1'41.229	215,1	16:49'44.002
8	25.976	23.091	27.077	5'04.377	6'20.521P	215,1	16:56'04.523
9	51.186	23.629	27.229	21.640	2'03.684P	213,4	16:58'08.207
10	25.458	22.904	26.806	21.510	1'36.678	215,1	16:59'44.885
11	25.381	22.772	26.811	<b>21.078</b>	<b>1'36.042</b>	215,6	17:01'20.927
12	25.414	22.709	26.808	21.332	1'36.263	215,1	17:02'57.190
13	25.390	<b>22.597</b>	26.592	21.588	1'36.167C	215,1	17:04'33.357
14	25.437	22.625	26.824	21.403	1'36.289	215,1	17:06'09.646
15	25.599	22.676	26.987	21.390	1'36.652	215,1	17:07'46.298
16	25.513	22.667	26.897	21.311	1'36.388	215,1	17:09'22.686
17	25.587	22.686	26.797	21.419	1'36.489	<b>216,0</b>	17:10'59.175
18	25.475	22.760	27.049	3'06.911	4'22.195P	214,3	17:15'21.370
19	55.634	23.292	27.042	44'53.606	46'39.574P	214,3	18:02'00.944
20	1'29.526	24.419	29.555	21.630	2'45.130P	169,3	18:04'46.074
21	25.889	23.278	27.019	21.593	1'37.779	214,7	18:06'23.853
22	25.606	22.797	26.866	21.286	1'36.555	214,3	18:08'00.408
23	25.670	23.218	<b>26.742</b>	21.805	1'37.435	214,3	18:09'37.843
24	25.585	22.790	27.245	21.486	1'37.106	213,9	18:11'14.949
25	25.589	22.900	26.801	18'47.246	20'02.536P	215,6	18:31'17.485

15 A. FESTANTE (1'34.970)

Lap	Seg.1	Seg.2	Seg.3	Seg.4	Lap Time	km/h	Local Time
1	51.371	28.278	32.483	2'15.803	4'07.935P	205,7	16:54'14.572
2	46.688	24.555	27.829	22.142	2'01.214P	212,6	16:56'15.786
3	26.228	23.562	27.282	21.938	1'39.010	214,3	16:57'54.796
4	25.411	22.894	26.820	21.275	1'36.400	216,0	16:59'31.196
5	25.217	22.656	26.712	21.235	1'35.820C	216,0	17:01'07.016
6	25.176	22.572	26.699	21.183	1'35.630	216,9	17:02'42.646
7	26.343	22.964	27.197	4'01.011	5'17.515P	216,0	17:08'00.161
8	50.065	26.113	34.809	22.826	2'13.813P	140,4	17:10'13.974
9	26.242	23.858	32.055	28.000	1'50.155	129,5	17:12'04.129
10	25.269	22.826	57.150	29.500	2'14.745	79,9	17:14'18.874
11	25.132	22.788	26.585	21.193	1'35.698	216,0	17:15'54.572
12	<b>24.953</b>	22.648	26.496	<b>21.013</b>	1'35.110	216,9	17:17'29.682
13	24.985	22.544	26.577	21.133	1'35.239	<b>217,3</b>	17:19'04.921
14	28.629	23.386	27.093	42'8.937	5'48.045P	216,0	17:24'52.966
15	49.165	24.765	28.296	22.511	2'04.737P	212,2	17:26'57.703
16	28.489	24.452	28.207	21.642	1'42.790	214,3	17:28'40.493
17	25.333	23.313	26.837	21.178	1'36.661	213,9	17:30'17.154
18	24.988	22.550	26.449	20.920	1'34.907C	216,9	17:31'52.061
19	24.955	22.483	<b>26.433</b>	21.099	<b>1'34.970</b>	216,0	17:33'27.031
20	25.005	22.472	26.525	21.149	1'35.151	216,9	17:35'02.182
21	26.887	23.759	28.017	23'55.224	25'13.887P	215,1	18:00'16.069
22	51.971	32.174	42.669	30.775	2'37.589P	164,6	18:02'53.658
23	29.731	27.492	36.104	23.014	1'56.341	142,7	18:04'49.999
24	27.227	24.043	27.576	22.131	1'40.977	213,4	18:06'30.976
25	26.034	25.583	28.415	8'35.902	9'55.934P	214,7	18:16'26.910
26	50.712	25.394	27.883	22.024	2'06.013P	213,4	18:18'32.923
27	25.874	22.928	26.874	21.372	1'37.048	215,6	18:20'09.971
28	25.106	22.705	26.526	21.163	1'35.500	215,6	18:21'45.471
29	25.043	22.503	26.527	21.053	1'35.126	216,0	18:23'20.597
30	25.042	22.540	26.471	21.114	1'35.167	215,1	18:24'55.764
31	25.037	<b>22.378</b>	26.497	21.194	1'35.106	216,0	18:26'30.870
32	25.191	23.929	26.997	21.772	1'37.889	215,6	18:28'08.759
33	25.071	22.603	26.486	21.022	1'35.182C	216,4	18:29'43.941
34	26.105	23.947	27.361	21.446	1'38.859	214,3	18:31'22.800

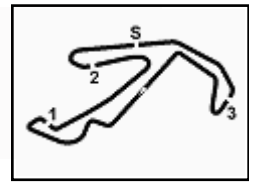
14 S. VAN SOELEN (1'34.627)

Lap	Seg.1	Seg.2	Seg.3	Seg.4	Lap Time	km/h	Local Time
1	47.028	24.532	27.544	21.818	2'00.922P	212,2	16:35'55.991
2	26.983	24.229	26.877	21.437	1'39.526	214,3	16:37'35.517
3	25.453	23.074	26.631	21.204	1'36.362C	215,1	16:39'11.879
4	25.281	22.784	26.486	21.235	1'35.786	215,1	16:40'47.665
5	25.317	22.659	26.466	21.318	1'35.760	216,0	16:42'23.425
6	26.666	23.356	28.828	4'23.688	5'42.538P	214,3	16:48'05.963
7	42.721	23.510	27.388	21.532	1'55.151P	214,7	16:50'01.114
8	28.782	29.339	26.466	21.290	1'45.877	215,1	16:51'46.991
9	25.252	22.799	26.506	21.134	1'35.691C	215,1	16:53'22.682
10	30.078	27.466	30.676	2'21.663	3'49.883P	199,3	16:57'12.565
11	44.297	23.127	26.689	2'07.054	3'41.167P	216,0	17:00'53.732
12	53.755	22.866	26.619	21.383	2'04.623P	216,0	17:02'58.355
13	25.341	22.801	26.479	21.310	1'35.931C	216,0	17:04'34.286
14	25.285	22.598	26.466	4'33.191	5'47.540P	<b>217,3</b>	17:10'21.826
15	46.027	24.663	28.144	22.674	2'01.508P	212,6	17:12'23.334
16	26.562	34.084	52.125	25.058	2'17.829	80,0	17:14'41.163
17	25.267	22.758	26.252	21.131	1'35.408C	215,1	17:16'16.571
18	25.087	22.617	26.263	20.873	1'34.840	216,9	17:17'51.411
19	25.076	<b>22.542</b>	<b>26.157</b>	<b>20.852</b>	<b>1'34.627</b>	216,0	17:19'26.038
20	<b>25.070</b>	22.574	26.334	21.197	1'35.175C	216,0	17:21'01.213
21	27.022	23.676	32.741	22'40.996	24'04.435P	207,3	17:45'05.648
22	46.972	23.659	26.996	33.557	2'11.184P	213,0	17:47'16.832
23	50.394	23.113	26.504	21.364	2'01.375P	215,1	17:49'18.207
24	25.223	22.891	26.638	21.305	1'36.057C	215,6	17:50'54.264
25	25.100	22.678	26.451	21.184	1'35.413	215,6	17:52'29.677
26	25.316	22.663	26.488	21.103	1'35.570	215,1	17:54'05.247
27	25.286	22.795	26.438	21.176	1'35.695	216,0	17:55'40.942

17 B. BERTA (1'36.798)

Lap	Seg.1	Seg.2	Seg.3	Seg.4	Lap Time	km/h	Local Time
1	59.227	28.423	32.297	26.820	2'26.767P	181,5	16:37'22.902
2	28.627	26.454	29.654	22.812	1'47.547	210,1	16:39'10.449
3	27.712	23.663	27.561	22.025	1'40.961C	214,3	16:40'51.410
4	25.890	23.217	27.334	22.038	1'38.479	215,1	16:42'29.889
5	25.833	23.229	27.324	22.002	1'38.388	215,1	16:44'08.277
6	25.909	23.188	27.244	21.697	1'38.038	215,1	16:45'46.315
7	25.606	22.990	27.332	21.646	1'37.574	214,3	16:47'23.889
8	26.032	23.292	27.100	21.693	1'38.117	215,6	16:49'02.006
9	25.991	23.191	27.244	3'03.345	4'19.771P	214,7	16:53'21.777
10	47.534	24.324	27.595	21.937	2'01.390P	214,7	16:55'23.167
11	25.807	23.129	27.259	21.722	1'37.917	214,3	16:57'01.084
12	25.725	22.932	27.121	21.584	1'37.362	215,1	16:58'38.446

ACI Racing Weekend Misano, 9-10 Maggio 2026  
Chronological Analysis Pre-Race Official Test 2



Misano Circuit Sic 58 4.226 m

4 / 9

13	26.077	23.485	29.591	24'15.619	25'34.772P	162,4	17:24'13.218
14	51.411	25.328	28.892	22.915	2'08.546P	209,7	17:26'21.764
15	27.748	24.238	28.125	21.711	1'41.822C	211,4	17:28'03.586
16	25.727	23.076	27.032	21.545	1'37.380	214,3	17:29'40.966
17	<b>25.508</b>	<b>22.915</b>	<b>26.831</b>	<b>21.544</b>	<b>1'36.798</b>	<b>216,9</b>	17:31'17.764
18	25.572	22.986	28.095	21.686	1'38.339	211,8	17:32'56.103
19	25.725	23.068	27.229	21.599	1'37.621	215,1	17:34'33.724
20	26.328	23.039	35.555	27'43.703	29'08.625P	124,7	18:03'42.349
21	46.824	24.920	29.271	22.515	2'03.530P	200,7	18:05'45.879
22	26.890	25.296	29.021	22.136	1'43.343	208,1	18:07'29.222
23	25.886	23.158	26.952	21.741	1'37.737	214,3	18:09'06.959
24	25.767	23.221	27.332	21.591	1'37.911	213,0	18:10'44.870
25	25.835	23.127	27.195	21.732	1'37.889C	214,3	18:12'22.759
26	25.732	23.070	27.246	21.870	1'37.918	214,3	18:14'00.677
27	25.590	22.959	27.318	21.729	1'37.596	214,3	18:15'38.273
28	25.595	23.008	26.940	4'48.402	6'03.945CP	214,3	18:21'42.218
29	43.883	23.532	27.315	21.666	1'56.396P	213,4	18:23'38.614
30	25.640	23.159	27.187	21.599	1'37.585	215,1	18:25'16.199
31	25.631	22.987	27.131	21.592	1'37.341	214,7	18:26'53.540
32	27.961	23.268	27.211	21.696	1'40.136	215,1	18:28'33.676
33	25.889	22.982	27.057	21.658	1'37.586	216,0	18:30'11.262

11	6'01.424	23.947	43.036	22.050	7'30.457P	126,2	17:08'16.569
12	25.763	22.873	26.879	21.191	1'36.706	215,1	17:09'53.275
13	26.089	22.820	26.760	21.322	1'36.991	<b>216,9</b>	17:11'30.266
14	25.352	22.867	26.940	28.820	1'43.979	216,0	17:13'14.245
15	49.015	27.744	35.601	34.409	2'26.769P	175,9	17:15'41.014
16	38'27.189	25.752	32.195	21.879	39'47.015P	159,3	17:55'28.029
17	26.437	23.735	27.210	21.580	1'38.962	214,3	17:57'06.991
18	25.646	22.860	26.916	21.307	1'36.729C	216,0	17:58'43.720
19	25.432	22.739	26.848	21.396	1'36.415C	216,0	18:00'20.135
20	25.898	22.738	26.803	21.493	1'36.932	216,0	18:01'57.067
21	27.159	23.875	29.750	33.125	1'53.909P	173,4	18:03'50.976
22	5'34.640	23.445	27.093	21.343	6'46.521CP	213,4	18:10'37.497
23	25.964	22.805	26.736	21.461	1'36.966C	216,0	18:12'14.463
24	25.357	22.810	<b>26.692</b>	40.289	1'55.148	215,6	18:14'09.611
25	25.681	22.862	26.806	21.276	1'36.625	216,4	18:15'46.236
26	25.656	23.246	28.015	35.424	1'52.341P	212,6	18:17'38.577

20 H. HAUGHTON (1'34.637)

Lap	Seg.1	Seg.2	Seg.3	Seg.4	Lap Time	km/h	Local Time
1	50.998	30.345	34.689	24.678	2'20.710P	150,2	16:47'43.529
2	28.265	24.839	40.621	23.733	1'57.458	59,6	16:50'04.239
3	25.739	23.059	26.863	21.417	1'37.078C	215,1	16:53'38.775
4	25.578	22.820	26.827	21.404	1'36.629C	215,1	16:55'15.404
5	25.509	22.764	26.803	21.305	1'36.381	216,0	16:56'51.785
6	25.371	22.649	26.695	21.453	1'36.168	216,0	16:58'27.953
7	25.294	22.782	26.771	21.414	1'36.261C	216,0	17:00'04.214
8	25.345	22.718	26.890	21.271	1'36.224	216,0	17:01'40.438
9	25.396	22.653	26.777	21.401	1'36.227	216,0	17:03'16.665
10	25.762	22.651	26.974	21.933	1'37.320	216,0	17:04'53.985
11	25.512	22.691	26.756	21.454	1'36.413	216,0	17:06'30.398
12	25.498	22.627	27.328	5'29.729	6'45.182P	216,0	17:13'15.580
13	54.097	24.020	27.381	24.322	2'09.820P	215,1	17:15'25.400
14	25.640	22.782	26.872	21.329	1'36.623	216,0	17:17'02.023
15	25.383	22.727	26.750	21.280	1'36.140	216,9	17:18'38.163
16	25.491	22.784	27.055	21.517	1'36.847	<b>218,2</b>	17:20'15.010
17	25.631	22.861	26.754	21.386	1'36.632	216,0	17:21'51.642
18	25.548	22.646	26.897	10'55.942	12'11.033P	216,9	17:34'02.675
19	52.221	30.269	32.763	23.470	2'18.723P	165,9	17:36'21.398
20	27.250	24.163	27.737	23.555	1'42.705	208,1	17:38'04.103
21	25.377	22.755	26.684	22.489	1'37.305	216,9	17:39'41.408
22	25.286	22.545	26.398	21.129	1'35.358	216,9	17:41'16.766
23	25.117	22.519	26.473	21.086	1'35.195	216,0	17:42'51.961
24	25.250	22.536	27.880	15'30.582	16'46.248CP	216,0	17:59'38.209
25	49.403	27.945	31.192	23.498	2'12.038P	164,4	18:01'50.247
26	27.216	25.867	27.263	23.739	1'44.085	208,9	18:03'34.332
27	25.295	22.711	26.634	21.269	1'35.909	215,6	18:05'10.241
28	25.246	22.544	27.557	22.973	1'38.320	216,0	18:06'48.561
29	25.180	22.564	26.724	3'23.731	4'38.199P	216,9	18:11'26.760
30	42.776	23.242	27.110	21.413	1'54.541P	214,7	18:13'21.301
31	25.147	22.516	26.715	21.182	1'35.560C	214,7	18:14'56.861
32	25.191	22.537	26.594	21.303	1'35.625	216,0	18:16'32.486
33	25.039	22.559	26.849	5'06.455	6'20.902P	216,0	18:22'53.388
34	49.336	29.468	36.606	23.291	2'18.701P	109,4	18:25'12.089
35	26.275	24.342	26.894	21.390	1'38.901	212,6	18:26'50.990
36	24.952	22.418	26.429	21.137	1'34.936	216,4	18:28'25.926
37	<b>24.862</b>	<b>22.377</b>	<b>26.355</b>	<b>21.043</b>	<b>1'34.637</b>	216,4	18:30'00.563

18 W. MEZZETTI (1'35.575)

Lap	Seg.1	Seg.2	Seg.3	Seg.4	Lap Time	km/h	Local Time
1	4'11.289	28.061	31.318	21.866	5'32.534CP	144,0	16:43'02.692
2	26.058	24.078	31.803	21.680	1'43.619C	161,7	16:44'46.311
3	25.398	22.856	26.786	21.329	1'36.369	215,1	16:46'22.680
4	25.341	22.729	26.921	21.284	1'36.275	215,1	16:47'58.955
5	25.549	22.709	26.859	21.366	1'36.483	215,1	16:49'35.438
6	25.566	22.924	27.086	32.399	1'47.975P	214,3	16:51'23.413
7	4'34.294	31.693	35.341	22.360	6'03.688P	127,7	16:57'27.101
8	26.030	25.180	29.441	21.421	1'42.072	215,1	16:59'09.173
9	25.314	22.841	26.932	21.254	1'36.341	214,3	17:00'45.514
10	25.288	22.619	26.890	21.275	1'36.072	214,3	17:02'21.586
11	25.240	22.754	26.725	21.175	1'35.894C	215,1	17:03'57.480
12	25.551	22.784	26.930	31.871	1'47.136P	215,1	17:05'44.616
13	5'02.070	23.174	27.078	29.371	6'21.693P	213,0	17:12'06.309
14	25.212	22.657	57.122	30.335	2'15.326	80,4	17:14'21.635
15	25.193	22.782	26.822	21.368	1'36.165	213,9	17:15'57.800
16	25.322	22.642	26.954	21.339	1'36.257	<b>216,0</b>	17:17'34.057
17	25.366	22.784	26.894	35'36.629	36'51.673CP	215,1	17:54'25.730
18	45.420	23.358	27.059	21.555	1'57.392P	214,3	17:56'23.122
19	25.507	22.947	26.972	21.352	1'36.778	214,3	17:57'59.900
20	25.443	22.765	26.891	21.195	1'36.294	215,1	17:59'36.194
21	25.339	22.704	26.843	21.239	1'36.125	215,1	18:01'12.319
22	25.210	22.727	26.900	34.767	1'49.604P	215,1	18:03'01.923
23	4'09.593	29.327	30.985	25.544	5'35.449P	131,1	18:08'37.372
24	25.894	26.327	38.038	24.474	1'54.733	144,0	18:10'32.105
25	<b>25.055</b>	22.725	26.689	<b>21.106</b>	<b>1'35.575</b>	215,1	18:12'07.680
26	25.097	<b>22.554</b>	26.534	21.061	1'35.246C	214,7	18:13'42.926
27	25.363	22.568	<b>26.633</b>	23.478	1'38.042	214,7	18:15'20.968
28	25.606	22.911	26.710	32.147	1'47.374CP	214,7	18:17'08.342
29	2'54.322	22.769	26.769			215,6	

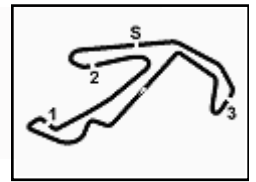
19 A. D'AMICO (1'36.104)

Lap	Seg.1	Seg.2	Seg.3	Seg.4	Lap Time	km/h	Local Time
1	1'23.378	25.692	29.786	23.045	2'41.901P	213,0	16:40'14.667
2	26.491	23.414	27.476	21.822	1'39.203	215,1	16:41'53.870
3	26.079	23.156	27.873	37.127	1'54.235CP	214,3	16:43'48.105
4	5'37.502	30.007	31.536	23.102	7'02.147P	202,2	16:50'50.252
5	26.305	23.163	27.375	21.614	1'38.457	215,1	16:52'28.709
6	26.004	22.820	27.019	21.344	1'37.187	215,1	16:54'05.896
7	25.419	22.807	26.930	21.265	1'36.421	215,1	16:55'42.317
8	<b>25.293</b>	22.788	26.839	<b>21.184</b>	<b>1'36.104</b>	215,1	16:57'18.421
9	25.481	<b>22.631</b>	26.837	21.583	1'36.532C	216,0	16:58'54.953
10	25.316	22.930	29.940	32.973	1'51.159P	211,4	17:00'46.112

21 D. BERTONELLI (1'35.644)

Lap	Seg.1	Seg.2	Seg.3	Seg.4	Lap Time	km/h	Local Time
1	49.744	34.707	34.009	23.786	2'22.246P	114,0	16:36'28.866
2	27.284	26.845	27.695	21.827	1'43.651	210,9	16:38'12.517
3	26.091	23.186	27.233	21.727	1'38.237	214,7	16:39'50.754

ACI Racing Weekend Misano, 9-10 Maggio 2026  
Chronological Analysis Pre-Race Official Test 2



Misano Circuit Sic 58 4.226 m

8	46.942	39.409	32.723	23.872	2'22.946P	158,8	16:54'11.213	30	26.693	24.169	30.886	22.220	1'43.968	192,2	18:10'23.866
9	27.945	25.081	28.104	21.576	1'42.706	204,5	16:55'53.919	31	26.462	23.515	27.540	21.447	1'38.964	212,6	18:12'02.830
10	25.278	22.720	26.839	21.227	1'36.064	216,0	16:57'29.983	32	<b>25.179</b>	<b>22.557</b>	<b>26.546</b>	21.241	1'35.523	215,6	18:13'38.353
11	<b>25.033</b>	22.657	26.780	21.189	1'35.659	216,0	16:59'05.642	33	25.372	22.704	26.706	35.242	1'50.024P	215,6	18:15'28.377
12	27.519	25.593	27.273	21.506	1'41.891	215,6	17:00'47.533	34	49.560	23.284	33.289	21.419	2'07.552P	131,2	18:17'35.929
13	25.301	22.763	29.638	4'31.426	5'49.128P	196,7	17:06'36.661	35	25.220	22.592	26.575	<b>21.116</b>	<b>1'35.503</b>	<b>216,0</b>	18:19'11.432
14	46.758	23.239	27.119	21.331	1'58.447P	215,1	17:08'35.108	36	25.267	22.788	29.514	21.447	1'39.016	155,0	18:20'50.448
15	25.364	22.843	26.966	21.409	1'36.582	216,0	17:10'11.690	37	25.354	22.756	26.789	36.742	1'51.641P	215,6	18:22'42.089
16	25.271	22.583	26.864	21.286	1'36.004	216,0	17:11'47.694	38	1'40.337	23.216	27.612			214,7	
17	25.399	22.601	30.568	4'28.894	5'47.462P	216,9	17:17'35.156								
18	42.767	23.053	26.998	21.356	1'54.174P	216,0	17:19'29.330								
19	25.284	22.695	26.845	21.178	1'36.002	216,0	17:21'05.332								
20	25.235	22.693	30.879	21.655	1'40.462	<b>217,7</b>	17:22'45.794								
21	25.220	22.833	26.854	21.207	1'36.114	216,0	17:24'21.908								
22	25.348	22.686	26.848	21.343	1'36.225	217,3	17:25'58.133	1	1'00.667	27.314	32.706	24.514	2'25.201P	169,5	16:33'57.389
23	25.282	22.616	26.954	19'08.379	20'23.231P	216,0	17:46'21.364	2	28.197	25.536	29.702	22.248	1'45.683	213,0	16:35'43.072
24	43.782	23.358	27.222	21.392	1'55.754P	212,6	17:48'17.118	3	26.027	23.089	27.127	21.913	1'38.156	215,1	16:37'21.228
25	25.481	22.740	26.946	21.543	1'36.710	216,0	17:49'53.828	4	25.672	22.994	26.849	21.515	1'37.030	215,1	16:38'58.258
26	25.458	22.887	26.911	21.343	1'36.599	214,7	17:51'30.427	5	25.462	22.949	27.225	22.377	1'38.013	214,3	16:40'36.271
27	25.380	22.777	26.788	21.195	1'36.140	216,0	17:53'06.567	6	25.248	22.981	26.743	22.545	1'37.517	216,0	16:42'13.788
28	25.636	22.779	26.931	21.504	1'36.850	216,0	17:54'43.417	7	25.574	22.930	26.680	4'43.636	5'58.820P	214,7	16:48'12.608
29	25.453	22.841	26.990	21.252	1'36.536C	216,0	17:56'19.953	8	48.404	23.345	27.001	21.347	2'00.097P	213,4	16:50'12.705
30	25.451	24.006	33.897	5'17.489	6'40.843P	150,8	18:03'00.796	9	25.341	22.814	26.864	21.231	1'36.250	214,3	16:51'48.955
31	42.379	25.204	27.252	23.771	1'58.606P	214,7	18:04'59.402	10	25.367	22.735	26.682	21.661	1'36.445	215,1	16:53'25.400
32	25.765	23.097	27.030	21.411	1'37.303	215,1	18:06'36.705	11	25.640	22.881	26.828	21.483	1'36.832	215,1	16:55'02.232
33	25.775	22.712	26.960	21.379	1'36.826	216,0	18:08'13.531	12	25.299	22.918	26.699	11'52.529	13'07.445P	216,0	17:08'09.677
34	25.477	22.824	27.006	21.231	1'36.538C	211,8	18:09'50.069	13	53.680	29.657	29.928	22.837	2'16.102P	193,2	17:10'25.779
35	26.189	22.962	26.919	2'51.479	4'07.549P	216,0	18:13'57.618	14	26.759	24.644	27.868	24.945	1'44.216	201,5	17:12'09.995
36	47.661	30.048	32.012	23.670	2'13.391P	163,1	18:16'11.009	15	25.485	24.291	59.156	26.854	2'15.786	80,1	17:14'25.781
37	28.542	27.314	28.019	24.534	1'48.409	213,9	18:17'59.418	16	25.394	22.822	26.617	21.161	1'35.994	215,1	17:16'01.775
38	25.352	22.687	26.847	21.217	1'36.103	216,0	18:19'35.521	17	25.282	22.684	26.578	21.197	1'35.741C	216,0	17:17'37.516
39	25.250	22.656	<b>26.685</b>	<b>21.053</b>	<b>1'35.644</b>	216,0	18:21'11.165	18	<b>25.142</b>	22.647	<b>26.417</b>	21.114	1'35.320C	<b>216,9</b>	17:19'12.836
40	25.287	<b>22.560</b>	26.736	21.078	1'35.661	217,3	18:22'46.826	19	27.814	24.767	28.112	22.269	1'42.962	214,3	17:20'55.798
41	25.163	22.574	26.832	21.147	1'35.716	215,1	18:24'22.542	20	25.204	<b>22.574</b>	26.521	<b>21.059</b>	<b>1'35.358</b>	216,0	17:22'31.156
42	27.766	32.822	30.666			181,5		21	25.206	<b>22.777</b>	26.566	27'09.333	28'23.882P	216,0	17:50'55.038

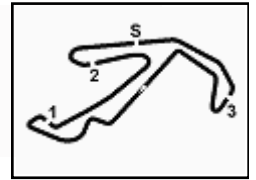
24 F. FANT (1'35.358)

Lap	Seg.1	Seg.2	Seg.3	Seg.4	Lap Time	km/h	Local Time
1	1'00.667	27.314	32.706	24.514	2'25.201P	169,5	16:33'57.389
2	28.197	25.536	29.702	22.248	1'45.683	213,0	16:35'43.072
3	26.027	23.089	27.127	21.913	1'38.156	215,1	16:37'21.228
4	25.672	22.994	26.849	21.515	1'37.030	215,1	16:38'58.258
5	25.462	22.949	27.225	22.377	1'38.013	214,3	16:40'36.271
6	25.248	22.981	26.743	22.545	1'37.517	216,0	16:42'13.788
7	25.574	22.930	26.680	4'43.636	5'58.820P	214,7	16:48'12.608
8	48.404	23.345	27.001	21.347	2'00.097P	213,4	16:50'12.705
9	25.341	22.814	26.864	21.231	1'36.250	214,3	16:51'48.955
10	25.367	22.735	26.682	21.661	1'36.445	215,1	16:53'25.400
11	25.640	22.881	26.828	21.483	1'36.832	215,1	16:55'02.232
12	25.299	22.918	26.699	11'52.529	13'07.445P	216,0	17:08'09.677
13	53.680	29.657	29.928	22.837	2'16.102P	193,2	17:10'25.779
14	26.759	24.644	27.868	24.945	1'44.216	201,5	17:12'09.995
15	25.485	24.291	59.156	26.854	2'15.786	80,1	17:14'25.781
16	25.394	22.822	26.617	21.161	1'35.994	215,1	17:16'01.775
17	25.282	22.684	26.578	21.197	1'35.741C	216,0	17:17'37.516
18	<b>25.142</b>	22.647	<b>26.417</b>	21.114	1'35.320C	<b>216,9</b>	17:19'12.836
19	27.814	24.767	28.112	22.269	1'42.962	214,3	17:20'55.798
20	25.204	<b>22.574</b>	26.521	<b>21.059</b>	<b>1'35.358</b>	216,0	17:22'31.156
21	25.206	<b>22.777</b>	26.566	27'09.333	28'23.882P	216,0	17:50'55.038
22	46.815	25.593	27.763	21.985	2'02.156P	211,8	17:52'57.194
23	25.443	22.964	26.623	21.568	1'36.598	214,3	17:54'33.792
24	25.277	22.827	26.690	21.151	1'35.945	215,1	17:56'09.737
25	25.356	24.085	26.942	21.629	1'38.012C	215,1	17:57'47.749
26	25.388	22.795	26.637	21.322	1'36.142	215,1	17:59'23.891
27	25.229	23.083	26.674	21.658	1'36.644	215,1	18:01'00.535
28	25.486	22.976	26.712	11'28.171	12'43.345P	215,1	18:13'43.880
29	49.580	23.795	26.819	21.449	2'01.643P	212,6	18:15'45.523
30	25.346	22.929	26.794	21.335	1'36.404	213,0	18:17'21.927
31	25.367	22.783	26.621	21.296	1'36.067	214,7	18:18'57.994
32	25.273	22.718	26.588	21.144	1'35.723	216,0	18:20'33.717
33	25.504	22.799	26.542	24.565	1'39.410	215,1	18:22'13.127
34	25.309	22.649	26.561	21.317	1'35.836	216,0	18:23'48.963
35	25.292	22.618	26.614	21.234	1'35.758	215,6	18:25'24.721
36	25.489	22.644	26.919	22'29.762	3'44.814P	215,1	18:29'09.535
37	46.599	23.406	28.004			213,9	

22 E. QUINTIERI (1'35.503)

Lap	Seg.1	Seg.2	Seg.3	Seg.4	Lap Time	km/h	Local Time
							16:30'28.040
1	1'04.129	28.407	34.693	25.057	2'32.286P	177,0	16:33'00.326
2	29.436	25.869	31.191	23.267	1'49.763	212,6	16:34'50.089
3	28.031	24.602	30.540	22.824	1'45.997	212,2	16:36'36.086
4	27.337	23.905	28.729	23.625	1'43.596	213,4	16:38'19.682
5	32.915	35.578	40.833	12'52.532	14'41.858P	141,9	16:53'01.540
6	2'56.907	25.993	28.119	22.226	4'13.245P	211,4	16:57'14.785
7	26.248	23.274	27.207	21.422	1'38.151	213,0	16:58'52.936
8	25.470	22.702	26.868	21.456	1'36.496	214,3	17:00'29.432
9	25.284	22.709	26.941	21.398	1'36.332C	215,1	17:02'05.764
10	25.532	22.771	26.994	21.227	1'36.524	213,9	17:03'42.288
11	25.498	22.667	26.943	21.563	1'36.671	215,1	17:05'18.959
12	25.545	22.667	26.947	21.382	1'36.541	214,3	17:06'55.500
13	25.499	22.729	27.062	21.591	1'36.881C	215,1	17:08'32.381
14	25.616	22.769	27.259	21.600	1'37.244	214,3	17:10'09.625
15	25.345	22.921	27.049	21.479	1'36.794C	215,1	17:11'46.419
16	25.716	22.809	27.752	39.465	1'55.742	214,7	17:13'42.161
17	38.379	22.938	27.153	21.767	1'50.237	213,4	17:15'32.398
18	25.616	22.699	26.983	21.303	1'36.601	215,1	17:17'08.999
19	25.492	22.746	27.042				

ACI Racing Weekend Misano, 9-10 Maggio 2026  
Chronological Analysis Pre-Race Official Test 2



Misano Circuit Sic 58 4.226 m

15	2'14.750	28.993	35.013	22.108	3'40.864P	128,7	17:27'18.614
16	25.966	23.093	27.288	21.801	1'38.148	213,4	17:28'56.762
17	25.596	22.940	27.060	21.440	1'37.036	214,3	17:30'33.798
18	25.507	22.794	26.883	21.490	<b>1'36.674</b>	213,4	17:32'10.472
19	25.699	22.850	26.892	21.559	1'37.000	215,1	17:33'47.472
20	25.695	22.858	26.983	<b>21.364</b>	1'36.900	214,3	17:35'24.372
21	25.517	<b>22.731</b>	27.674	22.316	1'38.238	214,3	17:37'02.610
22	25.669	22.818	26.989	33.933	1'49.409P	214,3	17:38'52.019
23	12'44.622	23.971	27.822	21.854	1'35.8.269P	208,9	17:52'50.288
24	25.917	23.030	27.006	21.585	1'37.538	214,3	17:54'27.826
25	25.532	22.743	26.865	21.474	1'36.614C	214,7	17:56'04.440
26	25.540	22.793	26.907	21.817	1'37.057C	215,1	17:57'41.497
27	25.577	22.798	27.460	21.557	1'37.392	214,3	17:59'18.889
28	25.742	22.968	27.981	34.167	1'50.858P	215,1	18:01'09.747
29	3'55.324	29.070	29.134	21.839	5'15.367CP	214,7	18:06'25.114
30	25.824	22.909	26.966	33.475	1'49.174P	214,3	18:08'14.288
31	8'01.485	23.823	28.946	24.487	9'18.741P	214,3	18:17'33.029
32	25.628	22.875	26.966	21.632	1'37.101C	214,7	18:19'10.130
33	<b>25.504</b>	22.840	26.940	21.606	1'36.890	215,1	18:20'47.020
34	25.600	22.798	27.303	21.530	1'37.231	214,3	18:22'24.251
35	25.663	22.837	27.012	21.478	1'36.990	215,6	18:24'01.241
36	25.643	22.901	26.830	22.750	1'38.124	214,7	18:25'39.365
37	25.727	22.802	<b>26.781</b>			214,7	

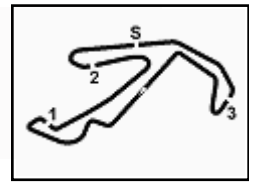
30 K. GAILLARD (1'35.970)							
Lap	Seg.1	Seg.2	Seg.3	Seg.4	Lap Time	km/h	Local Time
1	52.834	32.522	32.010	27.134	2'24.500P	170,6	16:37'19.341
2	28.648	25.888	28.944	25.863	1'49.343	210,5	16:41'33.184
3	27.265	26.985	27.818	22.385	1'44.453	206,1	16:43'17.637
4	25.814	23.167	27.161	23.511	1'39.653	213,4	16:44'57.290
5	25.741	22.960	26.875	21.767	1'37.343	215,1	16:46'34.633
6	25.701	22.824	26.865	21.646	1'37.036	215,1	16:48'11.669
7	25.549	22.889	26.956	21.667	1'37.061	215,6	16:49'48.730
8	25.411	22.892	26.903	22.148	1'37.354	214,3	16:51'26.084
9	25.710	23.074	26.882	6'40.434	7'56.100P	215,1	16:59'22.184
10	51.743	24.956	27.265	22.250	2'06.214P	210,1	17:01'28.398
11	25.585	22.978	26.856	21.712	1'37.131	214,3	17:03'05.529
12	25.458	22.826	26.875	21.564	1'36.723	215,1	17:04'42.252
13	25.436	22.737	26.833	21.661	1'36.667	214,3	17:06'18.919
14	25.703	22.846	26.926	21.527	1'37.002	214,3	17:07'55.921
15	25.509	22.870	26.685	21.633	1'36.697	215,6	17:09'32.618
16	25.555	22.879	26.833	21.623	1'36.890	215,1	17:11'09.508
17	25.549	23.068	26.872	4'33.699	5'49.188P	215,1	17:16'58.696
18	50.378	24.127	29.477	23.285	2'07.267P	180,6	17:19'05.963
19	25.876	23.105	27.036	21.922	1'37.939	216,0	17:20'43.902
20	25.672	23.250	26.822	21.836	1'37.580	215,1	17:22'21.482
21	25.753	23.027	26.899	21.788	1'37.467	216,9	17:23'58.949
22	25.529	22.979	27.534	38'43.074	39'59.116P	<b>217,7</b>	18:03'58.065
23	53.621	34.165	40.409	31.083	2'39.278P	106,4	18:06'37.343
24	28.277	28.237	30.395	23.991	1'50.900	187,5	18:08'28.243
25	29.140	28.087	28.131	23.244	1'48.602	200,4	18:10'16.845
26	25.563	22.892	26.708	21.727	1'36.890	214,3	18:11'53.735
27	25.278	22.913	26.663	21.705	1'36.559	214,7	18:13'30.294
28	25.401	22.824	<b>26.623</b>	21.514	1'36.362	214,3	18:15'06.656
29	<b>25.156</b>	<b>22.712</b>	26.682	21.420	<b>1'35.970</b>	214,3	18:16'42.626
30	25.167	22.745	26.759	21.495	1'36.166	214,7	18:18'18.792
31	25.228	22.872	26.784	5'03.204	6'18.088P	215,6	18:24'36.880
32	57.879	23.371	27.038	<b>21.409</b>	2'09.697P	211,4	18:26'46.577
33	25.626	22.991	26.750	21.516	1'36.883	215,6	18:28'23.460
34	25.397	22.830	26.670	21.503	1'36.400C	215,6	18:29'59.860
35	25.573	23.041	26.819	21.481	1'36.914	215,6	18:31'36.774

28 G. AMATI (1'35.154)

Lap	Seg.1	Seg.2	Seg.3	Seg.4	Lap Time	km/h	Local Time
							16:33'03.250
1	1'05.146	37.701	41.945	27.413	2'52.205P	108,5	16:35'55.455
2	32.843	28.411	33.655	23.775	1'58.684	162,9	16:37'54.139
3	29.901	25.822	30.813	23.217	1'49.753	210,9	16:39'43.892
4	27.131	24.154	30.983	11'03.818	12'26.086P	158,8	16:52'09.978
5	1'22.729	26.435	30.910	35.422	2'55.496P	206,9	16:55'05.474
6	2'46.595	23.577	27.341	21.377	3'58.890P	212,2	16:59'04.364
7	25.413	22.956	27.038	21.173	1'36.580	213,4	17:00'40.944
8	25.327	22.754	26.858	21.235	1'36.174	213,9	17:02'17.118
9	25.314	22.654	26.867	21.269	1'36.104C	214,3	17:03'53.222
10	25.280	22.750	26.832	21.170	1'36.032	213,9	17:05'29.254
11	25.377	22.816	26.889	21.119	1'36.201C	215,1	17:07'05.455
12	25.180	22.809	26.890	21.386	1'36.265	215,1	17:08'41.720
13	25.214	22.652	26.905	21.116	1'35.887C	213,4	17:10'17.607
14	25.301	22.738	26.962	21.311	1'36.312	215,1	17:11'53.919
15	25.491	22.780	46.901	37.502	2'12.674	141,4	17:14'06.593
16	27.440	22.918	26.860	21.275	1'38.493	212,6	17:15'45.086
17	25.413	22.829	26.875	21.131	1'36.248	214,3	17:17'21.334
18	25.314	22.843	26.881	21.125	1'36.163	213,9	17:18'57.497
19	25.276	22.888	26.921	21.208	1'36.293	215,1	17:20'33.790
20	25.262	22.678	26.960	21.216	1'36.116	214,7	17:22'09.906
21	25.305	22.738	26.915	21.254	1'36.212	214,3	17:23'46.118
22	25.479	22.788	27.009	21.360	1'36.636	213,9	17:25'22.754
23	25.307	22.671	26.746	21.244	1'35.968	214,3	17:26'58.722
24	25.419	22.702	26.813	4'51.216	6'06.150P	214,3	17:33'04.872
25	8'10.490	29.745	31.475	23.818	9'35.528P	208,1	17:42'40.400
26	28.286	24.701	27.365	21.828	1'42.180	208,1	17:44'22.580
27	<b>25.068</b>	22.841	26.612	21.102	1'35.623	214,3	17:45'58.203
28	25.125	22.625	26.674	<b>21.055</b>	1'35.479	214,3	17:47'33.682
29	25.106	22.491	26.617	21.114	1'35.328	214,3	17:49'09.010
30	25.165	22.488	26.671	33.401	1'47.725CP	214,3	17:50'56.735
31	2'05.226	24.852	27.320	41.350	3'38.748CP	213,4	17:54'35.483
32	3'04.065	23.600	29.712	33.968	4'31.345CP	181,2	17:59'06.828
33	17'37.173	28.897	34.260	24.074	19'04.404P	147,1	18:18'11.232
34	27.062	23.541	26.982	21.567	1'39.152	210,9	18:19'50.384
35	25.116	22.781	26.584	21.164	1'35.645	216,0	18:21'26.029
36	25.105	22.454	<b>26.444</b>	21.151	<b>1'35.154</b>	215,1	18:23'01.183
37	25.258	22.503	26.602	21.184	1'35.547	216,0	18:24'36.730
38	25.370	22.597	26.850	22.909	1'37.726	215,6	18:26'14.456
39	25.205	<b>22.442</b>	26.448	21.178	1'35.273	216,0	18:27'49.729
40	25.228	22.585	26.648			<b>217,3</b>	

31 C. BERTUCA (1'35.502)							
Lap	Seg.1	Seg.2	Seg.3	Seg.4	Lap Time	km/h	Local Time
1	30.875	32.170	34.970	27.388		194,6	16:32'21.508
2	27.172	24.142	28.699	22.860	1'51.432	208,9	16:34'12.940
3	27.424	24.415	27.456	21.866	1'41.161	214,3	16:37'36.974
4	30.418	28.807	34.777	11'19.960	12'53.962P	172,8	16:50'30.936
5	1'58.830	25.515	29.649	22.714	3'16.708P	210,1	16:53'47.644
6	26.750	23.896	27.648	21.731	1'40.025	211,8	16:55'27.669
7	25.883	23.024	27.055	21.229	1'37.191C	214,7	16:57'04.860
8	25.379	22.835	26.909	21.152	1'36.275	214,7	16:58'41.135
9	25.381	22.895	27.099	21.231	1'36.606	213,9	17:00'17.741
10	25.883	22.876	26.953	21.263	1'36.975	214,3	17:01'54.716
11	25.377	22.665	26.974	<b>21.130</b>	1'36.146	214,3	17:03'30.862
12	25.398	22.646	26.863	21.228	1'36.135	214,7	17:05'06.997
13	25.591	22.797	26.970	21.181	1'36.539	213,4	17:06'43.536
14	25.478	22.844	26.853	21.441	1'36.616	215,1	17:08'20.152
15	25.564	22.648	26.951	21.320	1'36.483C	216,0	17:09'56.635
16	25.428	22.871	26.871	21.885	1'37.055C	215,1	17:11'33.690
17	25.629	22.744	26.992	32.703	1'48.068	214,3	17:13'21.758
18	46.311	23.068	27.100	21.377	1'57.856	213,4	17:15'19.614
19	25.705	22.911	26.833	21.381	1'36.830	214,3	17:16'56.444
20	25.511	22.915	26.928	21.341	1'36.695C	214,7	17:18'33.139
21	26.416	23.086	26.907	21.434	1'37.843	214,7	17:20'10.982
22	25.638	22.746</					

ACI Racing Weekend Misano, 9-10 Maggio 2026  
Chronological Analysis Pre-Race Official Test 2



Misano Circuit Sic 58 4.226 m

27	26.610	23.503	31.275	25.506	1'46.894	188,8	18:03'56.156	16	25.126	22.768	26.564	21.198	1'35.656	215,6	18:19'30.937
28	25.468	22.742	26.814	21.218	1'36.242	215,1	18:05'32.398	17	25.317	22.627	26.821	3'22.761	4'37.526P	214,7	18:24'08.463
29	25.460	22.497	26.886	23.307	1'38.150	214,7	18:07'10.548	18	46.122	27.715	28.694	21.256	2'03.787P	194,9	18:26'12.250
30	25.428	22.591	<b>26.678</b>	21.060	1'35.757C	215,1	18:08'46.305	19	25.176	22.727	<b>26.542</b>	21.147	1'35.592	214,7	18:27'47.842
31	<b>25.158</b>	22.390	26.748	21.206	<b>1'35.502</b>	215,6	18:10'21.807	20	<b>25.095</b>	22.957	26.926			214,7	
32	25.184	<b>22.384</b>	26.618	21.102	1'35.288C	<b>216,9</b>	18:11'57.095								
33	25.244	22.618	27.536			214,3									

32 G. QUARESMINI (1'35.320)

Lap	Seg.1	Seg.2	Seg.3	Seg.4	Lap Time	km/h	Local Time
							16:33'19.913
1	1'06.587	27.127	32.989	23.055	2'29.758P	144,4	16:35'49.671
2	29.386	24.718	31.665	38.297	2'04.066P	211,8	16:37'53.737
3	2'33.404	28.039	30.633	9'41.559	13'13.635P	211,4	16:51'07.372
4	2'03.494	24.714	29.150	38.630	3'35.988P	210,9	16:54'43.360
5	3'07.627	23.553	26.998	21.589	4'19.767P	212,6	16:59'03.127
6	25.534	22.881	26.896	21.341	1'36.652	213,9	17:00'39.779
7	25.401	22.902	26.856	21.278	1'36.437C	214,3	17:02'16.216
8	25.305	22.792	26.812	21.152	1'36.061C	213,9	17:03'52.277
9	25.417	22.708	26.799	21.296	1'36.220	214,3	17:05'28.497
10	25.358	22.878	26.858	21.148	1'36.242C	213,4	17:07'04.739
11	25.629	22.829	26.845	21.873	1'37.176C	214,3	17:08'41.915
12	26.212	22.705	26.877	21.305	1'37.099	214,3	17:10'19.014
13	25.414	22.756	26.792	21.447	1'36.409C	216,0	17:11'55.423
14	25.517	22.667	46.903	36.801	2'11.888C	150,2	17:14'07.311
15	27.212	23.063	26.825	21.472	1'38.572	215,1	17:15'45.883
16	25.549	22.709	26.763	21.377	1'36.398	215,1	17:17'22.281
17	25.496	22.737	26.740	21.368	1'36.341	215,1	17:18'58.622
18	25.532	23.138	26.775	21.138	1'36.583	215,1	17:20'35.205
19	25.439	22.726	26.827	21.351	1'36.343C	214,7	17:22'11.548
20	25.424	22.695	27.093	10'46.511	12'01.723P	215,6	17:34'13.271
21	17'13.044	27.937	29.487	23.409	18'33.877P	208,9	17:52'47.148
22	27.161	23.424	26.908	21.454	1'38.947	213,4	17:54'26.095
23	25.127	22.612	26.468	<b>21.113</b>	<b>1'35.320</b>	216,0	17:56'01.415
24	<b>25.091</b>	<b>22.441</b>	<b>26.464</b>	21.190	1'35.186C	216,0	17:57'36.601
25	25.123	22.515	26.796	21.579	1'36.013	216,0	17:59'12.614
26	25.432	22.593	26.488	21.097	1'35.610C	<b>216,9</b>	18:00'48.224
27	25.167	22.483	26.651	21.256	1'35.557	216,0	18:02'23.781
28	27.632	24.637	32.788	5'31.109	6'56.166P	188,2	18:09'19.947
29	6'20.631	26.466	32.413	21.973	7'41.483CP	207,7	18:17'01.430
30	25.447	22.813	26.610	21.330	1'36.200	214,7	18:18'37.630
31	25.265	22.513	26.510	21.443	1'35.731	215,6	18:20'13.361
32	25.219	22.941	26.729	21.317	1'36.206	215,1	18:21'49.567
33	25.306	22.662	26.629	21.231	1'35.828C	214,7	18:23'25.395
34	25.293	22.578	26.675	21.302	1'35.848	215,1	18:25'01.243
35	25.316	22.627	26.702	21.291	1'35.936	214,7	18:26'37.179
36	25.327	22.612	26.679	21.394	1'36.012C	214,3	18:28'13.191
37	25.277	22.716	26.595	21.280	1'35.868	215,6	18:29'49.059
38	25.548	22.747	26.787	21.581	1'36.663	214,7	18:31'25.722

33 N. SCHAAP (1'35.398)

Lap	Seg.1	Seg.2	Seg.3	Seg.4	Lap Time	km/h	Local Time
							16:37'14.726
1	53.892	29.428	31.468	24.242	2'19.030P	161,9	16:39'33.756
2	27.955	25.619	29.432	21.560	1'44.566C	169,5	16:41'18.322
3	25.531	23.231	27.327	21.201	1'37.290	208,1	16:42'55.612
4	25.163	22.966	26.966	21.273	1'36.368	215,1	16:44'31.980
5	25.219	23.029	27.015	21.149	1'36.412	215,1	16:46'08.392
6	25.527	22.913	26.913	21.231	1'36.584	215,1	16:47'44.976
7	25.303	22.843	26.825	<b>20.983</b>	1'35.954	215,1	16:49'20.930
8	25.358	22.819			1:16'29.663P	133,7	18:05'50.593
9	46.097	28.746	30.809	23.644	2'09.296P	171,2	18:07'59.889
10	28.104	25.462	29.028	21.843	1'44.437	182,7	18:09'44.326
11	26.587	23.487	28.006	21.119	1'39.199C	181,8	18:11'23.525
12	25.110	<b>22.604</b>	26.588	21.096	<b>1'35.398</b>	<b>216,0</b>	18:12'58.923
13	25.264	22.821	28.339	22.697	1'39.121C	210,9	18:14'38.044
14	25.098	22.746	27.090	22.644	1'37.578	215,6	18:16'15.622
15	25.543	24.000	28.923	21.193	1'39.659	167,7	18:17'55.281

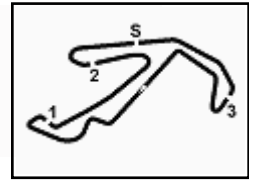
35 A. BRISTOT (1'35.047)

Lap	Seg.1	Seg.2	Seg.3	Seg.4	Lap Time	km/h	Local Time
							16:35'37.788
1	53.425	28.759	34.591	24.104	2'20.879P	141,2	16:37'58.667
2	29.460	26.241	31.653	24.915	1'52.269	191,8	16:39'50.936
3	29.983	27.650	29.581	25.600	1'52.814	212,6	16:41'43.750
4	29.980	27.990	33.491	23.522	1'54.983	166,4	16:43'38.733
5	32.790	29.460	35.048	41.822	2'19.120P	161,2	16:45'57.853
6	5'37.212	26.077	28.889	22.246	6'54.424P	211,8	16:52'52.277
7	26.500	23.731	27.386	21.589	1'39.206	212,6	16:54'31.483
8	25.612	22.941	26.928	21.317	1'36.798	<b>216,0</b>	16:56'08.281
9	25.348	22.565	26.829	21.190	1'35.932	215,1	16:57'44.213
10	25.179	22.817	26.810	21.190	1'35.996	<b>216,0</b>	16:59'20.209
11	25.274	22.540	26.803	21.184	1'35.801C	<b>216,0</b>	17:00'56.010
12	25.328	28.179	33.383	35.725	2'02.615CP	186,5	17:02'58.625
13	20'09.834	27.731	29.096	22.858	21'29.519P	200,0	17:24'28.144
14	27.120	23.871	28.189	21.703	1'40.883	208,1	17:26'09.027
15	<b>24.930</b>	22.617	26.771	21.112	1'35.430C	214,7	17:27'44.457
16	24.975	22.466	26.574	<b>21.032</b>	<b>1'35.047</b>	215,1	17:29'19.504
17	24.983	<b>22.392</b>	26.538	20.970	1'34.883C	<b>216,0</b>	17:30'54.387
18	25.140	22.411	32.612	40.640	2'00.803CP	204,2	17:32'55.190
19	5'21.547	26.557	32.324	21.422	6'41.850P	210,5	17:39'37.040
20	25.125	22.762	<b>26.471</b>	21.190	1'35.548	215,1	17:41'12.588
21	25.585	22.583	26.593	21.155	1'35.916	215,1	17:42'48.504
22	25.091	22.500	26.604	21.000	1'35.195C	<b>216,0</b>	17:44'23.699
23	25.190	22.553	26.636	21.076	1'35.455	<b>216,0</b>	17:45'59.154
24	25.140	22.458	26.608	21.337	1'35.543	<b>216,0</b>	17:47'34.697
25	31.375	26.987	35.197	38.451	2'12.010P	157,9	17:49'46.707
26	6'37.360	35.867	35.977			180,3	

50 F. FENICI (1'36.980)

Lap	Seg.1	Seg.2	Seg.3	Seg.4	Lap Time	km/h	Local Time
							16:34'38.902
1	55.282	31.133	34.155	23.771	2'24.341P	132,7	16:37'03.243
2	27.954	23.894	27.862	22.388	1'42.098	214,3	16:38'45.341
3	26.254	23.455	27.579	22.334	1'39.622	215,1	16:40'24.963
4	26.708	23.458	27.565	22.411	1'40.142	214,3	16:42'05.105
5	25.937	23.256	27.337	21.843	1'38.373	214,3	16:43'43.478
6	26.339	23.344	28.167	22.504	1'40.354	214,3	16:45'23.832
7	26.191	23.396	27.426	21.720	1'38.733	215,1	16:47'02.565
8	25.740	22.934	27.314	22.000	1'37.988	215,1	16:48'40.553
9	25.663	23.201	27.341	21.773	1'37.978	<b>216,9</b>	16:50'18.531
10	25.822	23.064	27.112	21.670	1'37.668	215,1	16:51'56.199
11	25.813	23.085	27.256	21.710	1'37.864	216,0	16:53'34.063
12	25.979	23.152	27.661	4'19.772	5'36.564P	216,0	16:59'10.627
13	43.521	23.934	29.901	22.142	1'59.498P	166,7	17:01'10.125
14	26.033	23.384	27.462	21.896	1'38.775	215,1	17:02'48.900
15	25.996	23.258	27.549	2'02.125	3'18.928P	216,0	17:06'07.828
16	43.595	23.841	27.797	22.155	1'57.388P	216,0	17:08'05.216
17	25.923	23.178	27.172	21.674	1'37.947	216,0	17:09'43.163
18	25.936	23.051	27.165	21.843	1'37.995	216,0	17:11'21.158
19	25.753	23.150	27.307	21.778	1'37.988	216,0	17:12'59.146
20	41.976	38.687	27.981	42'18.298	44'06.942P	214,3	17:57'06.088
21	46.242	26.894	30.564	25.775	2'09.475P	197,1	17:59'15.563
22	27.540	23.805	30.680	26.269	1'48.294	203,0	18:01'03.857
23	26.388	23.483	28.066	22.682	1'40.619	215,1	18:02'44.476
24	26.218	23.388	27.615	6'12.987	7'30.208P		

ACI Racing Weekend Misano, 9-10 Maggio 2026  
Chronological Analysis Pre-Race Official Test 2



Misano Circuit Sic 58.4.226m

30	25.655	<b>22.864</b>	27.405	29.650	1'45.574	214,7	18:20'54.250
31	25.675	22.917	27.280	27.280	2'45.998	4'01.870P	216,0
32	44.772	25.213	30.206	22.368	2'02.559P	181,8	18:26'58.679
33	25.615	22.932	27.041	21.708	1'37.296	214,7	18:28'35.975
34	25.948	23.503	26.959	21.882	1'38.292	216,0	18:30'14.267

21	25.900	23.070	27.036	21.687	1'37.693	213,4	17:28'23.163
22	25.817	23.507	27.207	21.672	1'38.203	214,3	17:30'01.366
23	25.782	23.027	26.941	21.767	1'37.517	214,3	17:31'38.883
24	25.801	23.068	27.002	21.699	1'37.570	215,1	17:33'16.453
25	25.991	23.180	27.053	21.710	1'37.934	214,3	17:34'54.387
26	26.013	23.055	27.106	21.854	1'38.028	213,9	17:36'32.415
27	27.637	23.918	27.468	24'30.180	25'49.203P	214,3	18:02'21.618
28	3'58.240	27.997	31.320	24.225	5'21.782P	183,4	18:07'43.400
29	29.994	26.139	29.585	22.489	1'48.207	187,8	18:09'31.607
30	26.134	23.127	27.019	21.693	1'37.973	214,3	18:11'09.580
31	25.663	23.087	26.800	<b>21.463</b>	<b>1'37.013</b>	215,1	18:12'46.593
32	25.784	22.965	28.344	35.221	1'52.314CP	209,7	18:14'38.907
33	8'18.219	23.689	27.276	21.781	9'30.965P	212,6	18:24'09.872
34	25.671	23.231	<b>26.683</b>	21.551	1'37.136	215,1	18:25'47.008
35	25.766	<b>22.912</b>	26.853	21.542	1'37.073	214,7	18:27'24.081
36	25.639	22.918	26.720	24.609	1'39.886C	<b>215,6</b>	18:29'03.967
37	33.440	25.215	28.274			211,4	

54 S. STEFANELLI (1'36.472)

Lap	Seg.1	Seg.2	Seg.3	Seg.4	Lap Time	km/h	Local Time
							16:36'36.680
1	1'02.606	31.879	29.779	23.128	2'27.392P	203,0	16:39'04.072
2	26.754	23.909	27.822	22.048	1'40.533	213,4	16:40'44.605
3	25.791	23.349	27.318	21.977	1'38.435	213,0	16:42'23.040
4	25.860	26.161	28.479	22.034	1'42.534	210,9	16:44'05.574
5	25.934	23.049	27.246	21.805	1'38.034	213,9	16:45'43.608
6	27.093	27.254	28.089	22.066	1'44.502	211,4	16:47'28.110
7	25.854	23.076	27.434	21.477	1'37.841	214,3	16:49'05.951
8	25.568	22.970	27.216	21.604	1'37.358	214,3	16:50'43.309
9	25.686	23.076	27.130	21.606	1'37.498	215,1	16:52'20.807
10	25.809	23.011	27.116	21.553	1'37.489	<b>216,0</b>	16:53'58.296
11	25.956	23.023	27.114	7'09.174	8'25.267P	213,4	17:02'23.563
12	44.508	25.140	27.674	21.803	1'59.125P	213,9	17:04'22.688
13	25.786	22.854	27.487	21.816	1'37.943	213,4	17:06'00.631
14	25.771	22.884	27.207	21.591	1'37.453	215,1	17:07'38.084
15	25.532	22.962	27.369	21.629	1'37.492	213,0	17:09'15.576
16	26.040	22.881	27.075	21.544	1'37.540	215,1	17:10'53.116
17	25.642	22.981	27.227	21.553	1'37.403	214,3	17:12'30.519
18	25.599	41.473	52.512	29'08.801	31'08.385P	111,0	17:43'38.904
19	49.498	24.191	27.648	22.125	2'03.462P	211,8	17:45'42.366
20	27.146	23.487	27.295	21.589	1'39.517	213,4	17:47'21.883
21	25.786	24.201	33.492	14'53.888	16'17.367CP	200,0	18:03'39.250
22	48.947	27.913	30.207	22.778	2'09.845P	186,5	18:05'49.095
23	27.652	24.100	28.394	22.231	1'42.377	209,3	18:07'31.472
24	26.392	23.349	31.176	22.142	1'43.059	172,0	18:09'14.531
25	25.515	23.053	26.920	21.370	1'36.858	214,3	18:10'51.389
26	25.452	22.959	26.903	21.412	1'36.726	215,1	18:12'28.115
27	25.601	22.830	27.073	21.565	1'37.069	214,3	18:14'05.184
28	25.522	<b>22.732</b>	26.983	<b>21.235</b>	<b>1'36.472</b>	214,3	18:15'41.656
29	25.512	29.812	29.638	3'42.883	5'07.845CP	194,6	18:20'49.501
30	44.810	26.054	27.697	21.647	2'00.208P	214,7	18:22'49.709
31	<b>25.314</b>	23.021	27.102	21.258	1'36.695	214,3	18:24'26.404
32	25.894	22.995	26.909	21.485	1'37.283	215,1	18:26'03.687
33	25.712	22.768	26.933	21.595	1'37.008C	<b>216,0</b>	18:27'40.695
34	25.666	22.830	<b>26.813</b>	21.311	1'36.620	214,7	18:29'17.315
35	25.629	22.897	27.085	21.491	1'37.102	215,1	18:30'54.417

67 A. DE GIACOMI (1'36.479)

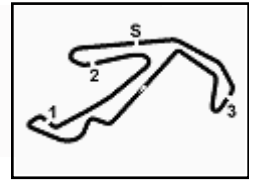
Lap	Seg.1	Seg.2	Seg.3	Seg.4	Lap Time	km/h	Local Time
							17:05'05.678
1	55.366	31.390	33.866	24.655	2'25.277P	164,9	17:07'30.955
2	28.491	25.363	31.163	22.710	1'47.727	179,1	17:09'18.682
3	26.279	23.375	27.390	21.956	1'39.000C	213,4	17:10'57.682
4	25.786	23.525	29.136	21.864	1'40.311	179,4	17:12'37.993
5	27.203	47.850	35.581	22.762	2'13.396	188,8	17:14'51.389
6	25.956	23.140	27.267	21.773	1'38.136C	213,9	17:16'29.525
7	25.805	23.070	27.129	21.413	1'37.417	213,4	17:18'06.942
8	26.163	23.041	27.120	21.621	1'37.945	214,3	17:19'44.887
9	25.737	23.214	27.145	21.570	1'37.666	213,4	17:21'22.553
10	25.745	22.987	27.151	21.506	1'37.389	212,6	17:22'59.942
11	25.947	23.121	28.337	4'49.250	6'06.655P	213,4	17:29'06.597
12	47.741	29.679	34.894	22.927	2'15.241P	138,3	17:31'21.838
13	26.996	23.710	27.680	21.557	1'39.943	212,2	17:33'01.781
14	25.538	22.911	26.882	21.326	1'36.657	214,7	17:34'38.438
15	25.523	22.930	26.867	21.403	1'36.723	214,7	17:36'15.161
16	25.550	22.822	27.274	21.722	1'37.368	214,3	17:37'52.529
17	25.672	22.892	26.955	14'00.733	15'16.252P	214,3	17:53'08.781
18	49.149	31.197	33.834	23.219	2'17.399P	140,4	17:55'26.180
19	27.872	25.085	28.365	22.051	1'43.373	211,4	17:57'09.553
20	25.972	23.044	27.000	21.448	1'37.464	214,3	17:58'47.017
21	<b>25.415</b>	23.044	<b>26.767</b>	21.485	1'36.711	214,3	18:00'23.728
22	25.655	22.943	26.866	21.367	1'36.831	214,3	18:02'00.559
23	25.669	22.850	27.195	21.765	1'37.479	214,3	18:03'38.038
24	25.705	22.723	26.917	21.375	1'36.720	214,3	18:05'14.758
25	25.602	22.790	26.820	<b>21.267</b>	<b>1'36.479</b>	214,3	18:06'51.237
26	25.553	22.818	26.790	21.729	1'36.890	<b>216,0</b>	18:08'28.127
27	25.652	<b>22.697</b>	26.801	21.390	1'36.540	<b>216,0</b>	18:10'04.667
28	25.616	22.765	26.983	21.318	1'36.682	<b>216,0</b>	18:11'41.349
29	29.223	25.437	30.841			189,5	

75 A. GALLI (1'37.250)

Lap	Seg.1	Seg.2	Seg.3	Seg.4	Lap Time	km/h	Local Time
							17:04'41.192
1	56.271	54.878	1'06.936	8'39.877	11'37.962P	72,9	17:16'19.154
2	53.384	41.462	35.332	24.110	2'34.288P	152,1	17:18'53.442
3	27.329	27.417	28.555	22.420	1'45.721	210,5	17:20'39.163
4	28.883	27.413	33.530	28.595	1'58.421	138,1	17:22'37.584
5	26.771	24.183	27.629	22.475	1'41.058	212,6	17:24'18.642
6	26.300	23.299	27.538	23.778	1'40.915	213,4	17:25'59.557
7	26.053	23.150	27.530	21.847	1'38.580C	212,6	17:27'38.137
8	26.310	23.421	28.163	2'46.346	4'04.240P	213,0	17:31'42.377
9	54.419	33.426	37.695	24.530	2'30.070P	121,3	17:34'12.447
10	27.000	23.877	27.792	21.343	1'40.012	210,9	17:35'52.459
11	25.591	22.877	27.191	21.826	1'37.485	212,6	17:37'29.944
12	<b>25.530</b>	23.163	27.242	<b>21.315</b>	<b>1'37.250</b>	213,4	17:39'07.194
13	25.672	22.968	<b>27.036</b>	37.818	1'53.494	214,3	17:41'00.688
14	26.110	24.418	32.093	2'52.822	4'15.443P	188,8	17:45'16.131



ACI Racing Weekend Misano, 9-10 Maggio 2026  
Chronological Analysis Pre-Race Official Test 2



Misano Circuit Sic 58 4.226 m

15	55.822	30.549	33.491	22.388	2'22.250P	142,5	17:47'38.381	1	50.921	29.378	30.921	22.856	2'14.076P	212,2	17:00'25.582
16	26.375	23.258	27.369	21.608	1'38.610	213,4	17:49'16.991	2	26.437	23.855	27.600	23.320	1'41.212	213,9	17:02'06.794
17	25.621	23.029	28.501	21.603	1'38.754C	204,9	17:50'55.745	3	25.795	23.222	27.237	22.000	1'38.254	214,7	17:03'45.048
18	25.799	23.794	27.382	21.905	1'38.880	213,9	17:52'34.625	4	25.719	22.997	27.361	21.658	1'37.735	214,7	17:05'22.783
19	25.853	<b>22.801</b>	27.498	21.424	1'37.576	212,2	17:54'12.201	5	25.704	23.440	27.068	21.604	1'37.816	214,3	17:07'00.599
20	25.722	22.890	27.379	21.765	1'37.756C	214,3	17:55'49.957	6	25.477	22.959	27.126	21.637	1'37.199	214,3	17:08'37.798
21	26.030	23.048	30.197	15'21.406	16'40.681P	197,1	18:12'30.638	7	26.284	23.534	27.341	21.587	1'38.746	214,3	17:10'16.544
22	48.272	25.599	33.556	26.304	2'13.731P	165,1	18:14'44.369	8	25.561	22.988	27.241	<b>21.422</b>	1'37.212	215,1	17:11'53.756
23	26.572	23.246	27.375	21.488	1'38.681	214,3	18:16'23.050	9	26.786	23.883	47.723	37.059	2'15.451	143,0	17:14'09.207
24	25.871	23.184	27.124	21.675	1'37.854C	214,3	18:18'00.904	10	27.091	23.115	27.125	21.682	1'39.013	214,3	17:15'48.220
25	25.882	22.912	27.316	21.632	1'37.742C	214,3	18:19'38.646	11	25.688	23.011	27.125	21.553	1'37.377	214,3	17:17'25.597
26	25.834	22.903	27.118	21.700	1'37.555	<b>214,7</b>	18:21'16.201	12	25.428	23.019	27.176	21.589	1'37.212C	215,1	17:19'02.809
27	25.718	22.874	27.101	21.808	1'37.501	<b>214,7</b>	18:22'53.702	13	25.652	23.060	27.089	21.894	1'37.695	216,0	17:20'40.504
28	25.905	26.629	38.742			142,7		14	26.157	23.705	27.208	21.635	1'38.705	214,3	17:22'19.209
								15	26.180	23.180	27.505	21.790	1'38.655	215,1	17:23'57.864
								16	25.733	23.064	27.538	3'48.665	5'05.000P	215,1	17:29'02.864
								17	44.983	23.561	27.414	21.747	1'57.705P	214,3	17:31'00.569
								18	26.227	23.180	27.091	21.744	1'38.242	216,0	17:32'38.811
								19	25.600	22.932	26.900	21.468	1'36.900C	216,0	17:34'15.711
								20	25.583	23.369	27.301	21.703	1'37.956C	216,0	17:35'53.667
								21	25.720	23.322	27.115	21.682	1'37.839C	216,0	17:37'31.506
								22	26.038	23.369	27.080	21.627	1'38.114	216,0	17:39'09.620
								23	25.695	23.026	27.105	21.551	1'37.377	216,0	17:40'46.997
								24	25.782	22.958	27.163	22.017	1'37.920C	216,0	17:42'24.917
								25	28.366	24.685	27.387	15'54.172	17'14.610P	214,7	17:59'39.527
								26	48.968	28.079	31.428	23.220	2'11.695P	171,7	18:01'51.222
								27	26.960	25.900	27.636	23.334	1'43.830	213,0	18:03'35.052
								28	25.744	23.223	26.936	21.627	1'37.530	216,0	18:05'12.582
								29	25.494	22.953	26.871	21.559	1'36.877	216,0	18:06'49.459
								30	25.583	22.934	26.996	21.491	1'37.004	216,0	18:08'26.463
								31	25.409	<b>22.778</b>	<b>26.708</b>	21.440	<b>1'36.335</b>	216,0	18:10'02.798
								32	<b>25.271</b>	23.098	26.940	21.509	1'36.818	215,1	18:11'39.616
								33	25.394	22.844	26.867	21.564	1'36.669	<b>216,4</b>	18:13'16.285
								34	25.675	22.844	26.819	21.655	1'36.993	216,0	18:14'53.278
								35	25.620	23.118	30.899	21.764	1'41.401C	142,7	18:16'34.679
								36	25.538	22.830	26.967			216,0	

80 L. MOWLE (1'37.711)

Lap	Seg.1	Seg.2	Seg.3	Seg.4	Lap Time	km/h	Local Time
							16:41'09.739
1	55.750	30.724	40.541	25.123	2'32.138P	148,4	16:43'41.877
2	31.381	28.063	29.992	23.506	1'52.942	210,5	16:45'34.819
3	27.081	23.849	28.227	22.428	1'41.585	213,4	16:47'16.404
4	26.549	23.352	27.711	22.303	1'39.915	214,3	16:48'56.319
5	27.005	23.402	27.970	22.049	1'40.426	212,6	16:50'36.745
6	26.303	23.079	27.559	22.097	1'39.038C	213,9	16:52'15.783
7	26.630	27.224	28.674	22.280	1'44.808	214,3	16:54'00.591
8	26.466	23.265	27.349	2'37.074	3'54.154P	214,3	16:57'54.745
9	45.314	24.218	28.104	22.366	2'00.002P	213,0	16:59'54.747
10	26.138	23.163	27.462	21.812	1'38.575	215,1	17:01'33.322
11	26.012	23.208	27.241	22.081	1'38.542	<b>216,0</b>	17:03'11.864
12	26.148	23.316	27.320	21.881	1'38.665	214,3	17:04'50.529
13	26.225	23.243	27.130	21.796	1'38.394	215,1	17:06'28.923
14	26.346	24.192	27.866	22.222	1'40.646	213,9	17:08'09.569
15	26.378	23.135	44.102	10'51.352	12'24.967P	144,4	17:20'34.536
16	45.044	25.619	27.764	22.287	2'00.714P	211,8	17:22'35.250
17	26.186	22.962	27.307	21.947	1'38.402C	213,0	17:24'13.652
18	26.462	23.256	27.339	22.123	1'39.180	213,0	17:25'52.832
19	26.051	22.953	27.240	21.892	1'38.136	213,4	17:27'30.968
20	26.351	22.979	27.399	21.817	1'38.546	213,0	17:29'09.514
21	26.051	23.320	27.470	21.865	1'38.706	213,9	17:30'48.220
22	26.116	<b>22.945</b>	27.464	22.293	1'38.818C	213,0	17:32'27.038
23	26.372	23.009	28.051	7'46.506	9'03.938P	213,4	17:41'30.976
24	46.778	24.296	27.625	22.017	2'00.716P	211,8	17:43'31.692
25	26.174	35.847	27.772	22.184	1'51.977	213,0	17:45'23.669
26	26.523	23.291	27.396	21.936	1'39.146	213,0	17:47'02.815
27	26.335	23.159	27.210	22.396	1'39.100	214,3	17:48'41.915
28	26.227	23.254	27.375	22.123	1'38.979	213,9	17:50'20.894
29	26.148	23.227	27.152	22.187	1'38.714	213,9	17:51'59.608
30	26.180	23.277	27.250	22.193	1'38.900	214,3	17:53'38.508
31	26.044	23.526	27.220	21.977	1'38.767	214,7	17:55'17.275
32	26.862	24.858	28.729	3'53.809	5'14.258P	213,4	18:00'31.533
33	50.505	29.182	33.502	26.920	2'20.109P	174,5	18:02'51.642
34	27.936	23.809	27.668	21.949	1'41.362	212,2	18:04'33.004
35	26.106	23.432	27.091	21.949	1'38.578	214,3	18:06'11.582
36	25.941	23.587	<b>27.038</b>	21.750	1'38.316	213,9	18:07'49.898
37	26.084	22.982	27.063	21.867	1'37.996	215,1	18:09'27.894
38	25.953	23.324	27.174	22.951	1'39.402	214,3	18:11'07.296
39	26.239	23.215	31.142	22.394	1'42.990	160,7	18:12'50.286
40	26.059	23.233	28.726	6'06.920	7'24.938P	211,8	18:20'15.224
41	45.232	24.143	27.501	22.474	1'59.350P	212,2	18:22'14.574
42	26.102	23.094	27.107	<b>21.656</b>	1'37.959	214,3	18:23'52.533
43	<b>25.768</b>	23.160	27.086	21.697	<b>1'37.711</b>	215,6	18:25'30.244
44	25.909	23.060	27.118	21.966	1'38.053	214,3	18:27'08.297
45	26.033	23.281	27.186	21.935	1'38.435	214,3	18:28'46.732
46	25.815	23.072	27.083	21.985	1'37.955	214,3	18:30'24.687

88 A. GIRONDI (1'36.335)

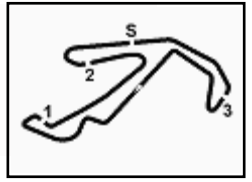
Lap	Seg.1	Seg.2	Seg.3	Seg.4	Lap Time	km/h	Local Time
							16:58'11.506



**ACI Racing Weekend Misano, 9-10 Maggio 2026**

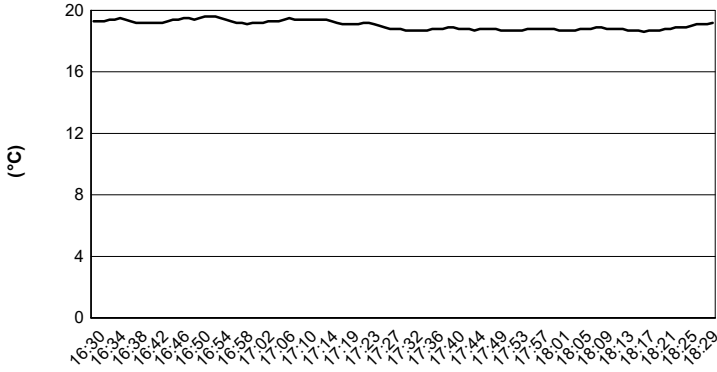
**Weather Report Pre-Race Official Test 2**

Session started 16:30 - Session ended 18:31

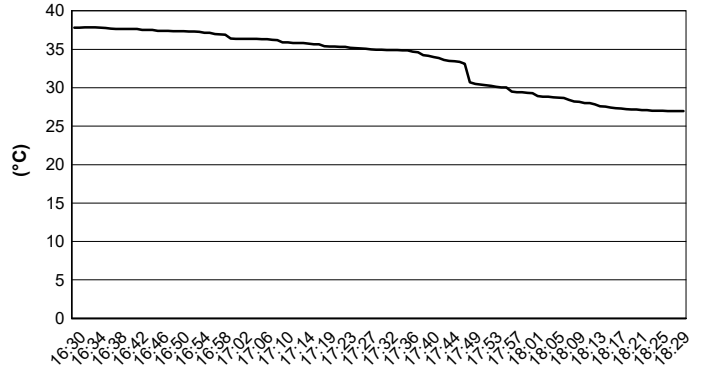


Misano Circuit Sic 58 4.226 m

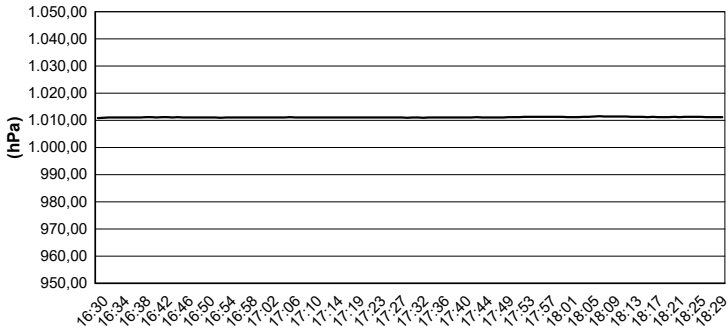
**Air Temperature**



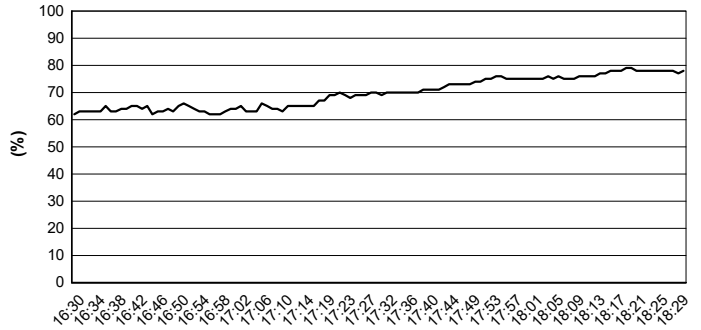
**Track Temperature**



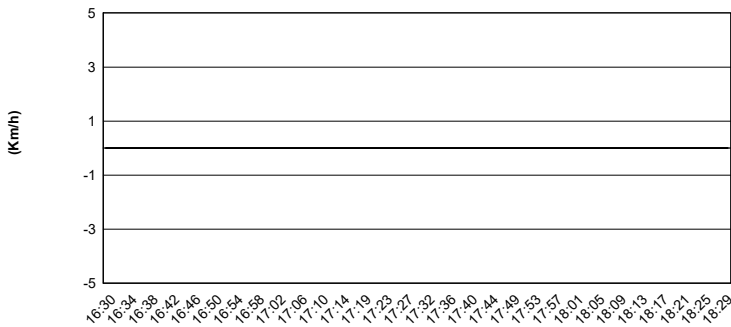
**Air Pressure**



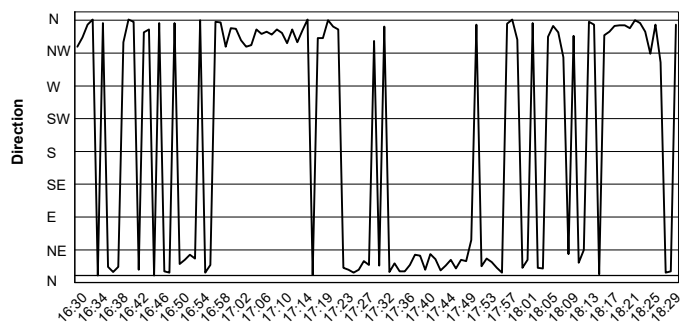
**Humidity**



**Wind Speed**

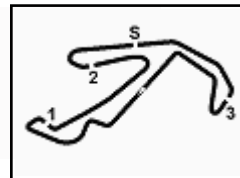


**Wind Direction**



**ACI Racing Weekend Misano, 9-10 Maggio 2026**

**Combined Test Results**



Misano Circuit Sic 58 4.226 m

No.	Driver	Nat	Entrant	Team	Car	Class	Sess. 1	Sess. 2	Time	Gap	Rel.	Laps
1	<b>14 VAN SOELEN</b> Senna	NLD	Target	Target	Porsche 911 GT3 CUP 992	R	1'34.865	<b>1'34.627</b>	<b>1'34.627</b>			70
2	<b>20 HAUGHTON</b> Harley	GBR	Enrico Fulgenzi Racing	Enrico Fulgenzi Racing	Porsche 911 GT3 CUP 992	R	1'35.898	<b>1'34.637</b>	<b>1'34.637</b>	0.010	0.010	73
3	<b>8 DELLI GUANTI</b> Pietro	ITA	Team Q8 Hi-Perform	Team Q8 Hi-Perform	Porsche 911 GT3 CUP 992		1'35.773	<b>1'34.832</b>	<b>1'34.832</b>	0.205	0.195	42
4	<b>15 FESTANTE</b> Aldo	ITA	Target	Target	Porsche 911 GT3 CUP 992		1'36.057	<b>1'34.970</b>	<b>1'34.970</b>	0.343	0.138	59
5	<b>11 MASTERS</b> Keagan	ZAF	Ombra Racing	Ombra Racing	Porsche 911 GT3 CUP 992		1'35.307	<b>1'35.000</b>	<b>1'35.000</b>	0.373	0.030	53
6	<b>35 BRISTOT</b> Andrea	ITA	Dinamic Motorsport	Dinamic Motorsport	Porsche 911 GT3 CUP 992	R	1'35.740	<b>1'35.047</b>	<b>1'35.047</b>	0.420	0.047	57
7	<b>7 BUTTI</b> Marco	ITA	The Driving Experiences	The Driving Experiences	Porsche 911 GT3 CUP 992	R	1'36.061	<b>1'35.054</b>	<b>1'35.054</b>	0.427	0.007	67
8	<b>28 AMATI</b> Giorgio	ITA	Prima Ghinzani Motorsport	Prima Ghinzani Motorsport	Porsche 911 GT3 CUP 992		1'35.496	<b>1'35.154</b>	<b>1'35.154</b>	0.527	0.100	70
9	<b>32 QUARESMINI</b> Gianmarco	ITA	Prima Ghinzani Motorsport	Prima Ghinzani Motorsport	Porsche 911 GT3 CUP 992		1'35.504	<b>1'35.320</b>	<b>1'35.320</b>	0.693	0.166	66
10	<b>3 CERQUI</b> Alberto	ITA	Ebimotors	Ebimotors	Porsche 911 GT3 CUP 992		1'35.547	<b>1'35.345</b>	<b>1'35.345</b>	0.718	0.025	48
11	<b>24 FANT</b> Filippo	ITA	Target	Target	Porsche 911 GT3 CUP 992		1'36.026	<b>1'35.358</b>	<b>1'35.358</b>	0.731	0.013	71
12	<b>33 SCHAAP</b> Nathan	NLD	Ombra Racing	Ombra Racing	Porsche 911 GT3 CUP 992		1'35.534	<b>1'35.398</b>	<b>1'35.398</b>	0.771	0.040	46
13	<b>5 TAYLOR</b> Nicolas	CAN	PMA Motorsport	PMA Motorsport	Porsche 911 GT3 CUP 992	R	1'36.000	<b>1'35.421</b>	<b>1'35.421</b>	0.794	0.023	62
14	<b>4 DE PRENTER</b> Paul	NLD	The Driving Experiences	The Driving Experiences	Porsche 911 GT3 CUP 992	R	1'37.421	<b>1'35.444</b>	<b>1'35.444</b>	0.817	0.023	60
15	<b>22 QUINTIERI</b> Ermanno	ITA	Omnia Motorsport	Omnia Motorsport	Porsche 911 GT3 CUP 992	R	<b>1'35.460</b>	1'35.503	<b>1'35.460</b>	0.833	0.016	62
16	<b>12 MARTINEZ</b> Luciano	ARG	Ombra Racing	Ombra Racing	Porsche 911 GT3 CUP 992		<b>1'35.473</b>	1'36.042	<b>1'35.473</b>	0.846	0.013	56
17	<b>31 BERTUCA</b> Cristian	ITA	Omnia Motorsport	Omnia Motorsport	Porsche 911 GT3 CUP 992	R	1'35.822	<b>1'35.502</b>	<b>1'35.502</b>	0.875	0.029	59
18	<b>10 ZENDELI</b> Lirim	DEU	BeDriver	BeDriver	Porsche 911 GT3 CUP 992		1'35.629	<b>1'35.538</b>	<b>1'35.538</b>	0.911	0.036	69
19	<b>18 MEZZETTI</b> William	ITA	Dinamic Motorsport	Dinamic Motorsport	Porsche 911 GT3 CUP 992		1'36.240	<b>1'35.575</b>	<b>1'35.575</b>	0.948	0.037	59
20	<b>6 TAYLOR</b> Zachary	CAN	PMA Motorsport	PMA Motorsport	Porsche 911 GT3 CUP 992	R	1'36.386	<b>1'35.582</b>	<b>1'35.582</b>	0.955	0.007	54
21	<b>21 BERTONELLI</b> Diego	ITA	BeDriver	BeDriver	Porsche 911 GT3 CUP 992		1'35.990	<b>1'35.644</b>	<b>1'35.644</b>	1.017	0.062	70
22	<b>30 GAILLARD</b> Karen	CHE	Ombra Racing	Ombra Racing	Porsche 911 GT3 CUP 992	R	1'36.731	<b>1'35.970</b>	<b>1'35.970</b>	1.343	0.326	62
23	<b>19 D'AMICO</b> Andrea	ITA	Dinamic Motorsport	Dinamic Motorsport	Porsche 911 GT3 CUP 992	R	1'36.661	<b>1'36.104</b>	<b>1'36.104</b>	1.477	0.134	48
24	<b>88 GIRONDI</b> Andrea	ITA	Enrico Fulgenzi Racing	Enrico Fulgenzi Racing	Porsche 911 GT3 CUP 992	MC	1'37.642	<b>1'36.335</b>	<b>1'36.335</b>	1.708	0.231	71
25	<b>54 STEFANELLI</b> Stefano	ITA	Malucelli Motorsport	Malucelli Motorsport Esseracing	Porsche 911 GT3 CUP 992	MC	1'36.989	<b>1'36.472</b>	<b>1'36.472</b>	1.845	0.137	62
26	<b>67 DE GIACOMI</b> Alex	ITA	Ebimotors	Ebimotors	Porsche 911 GT3 CUP 992	MC	1'37.591	<b>1'36.479</b>	<b>1'36.479</b>	1.852	0.007	53
27	<b>25 CHELI</b> Lorenzo	SMR	Dinamic Motorsport	Dinamic Motorsport	Porsche 911 GT3 CUP 992		1'38.642	<b>1'36.674</b>	<b>1'36.674</b>	2.047	0.195	53
28	<b>17 BERTA</b> Benjamin	HUN	Malucelli Motorsport	Malucelli Motorsport Esseracing	Porsche 911 GT3 CUP 992	R	1'36.918	<b>1'36.798</b>	<b>1'36.798</b>	2.171	0.124	65
29	<b>56 BRUSA</b> Cesare	ITA	Prima Ghinzani Motorsport	Prima Ghinzani Motorsport	Porsche 911 GT3 CUP 992	MC	<b>1'36.980</b>	1'37.013	<b>1'36.980</b>	2.353	0.182	65
30	<b>50 FENICI</b> Francesco Maria	ITA	The Driving Experiences	The Driving Experiences	Porsche 911 GT3 CUP 992	MC	1'38.502	<b>1'36.980</b>	<b>1'36.980</b>	2.353		74
31	<b>75 GALLI</b> Andrea	ITA	Ebimotors	Ebimotors	Porsche 911 GT3 CUP 992	MC	1'37.512	<b>1'37.250</b>	<b>1'37.250</b>	2.623	0.270	52
32	<b>80 MOWLE</b> Lee	GBR	BeDriver	BeDriver	Porsche 911 GT3 CUP 992	MC	1'38.621	<b>1'37.711</b>	<b>1'37.711</b>	3.084	0.461	79

Clerk of the Course : Fabrizio Fondacci

Race Director : Massimiliano Ghinassi

07/05/2026



Powered by FICr PERUGIA TIMING

