

ACI Racing Weekend Misano, 9-10 Maggio 2026

Results Pre-Race Official Test 1

Misano Circuit Sic 58 4.226 m

1 / 4

No. Driver	Nat	Entrant	Team	Car	Class	Time	Gap	Rel.	Laps
1	14 VAN SOELEN Senna	NLD	Target	Target	Porsche 911 GT3 CUP 992	R	1'34.865		30
2	11 MASTERS Keagan	ZAF	Ombra Racing	Ombra Racing	Porsche 911 GT3 CUP 992		1'35.307	0.442	0.442 25
3	22 QUINTIERI Ermanno	ITA	Omnia Motorsport	Omnia Motorsport	Porsche 911 GT3 CUP 992	R	1'35.460	0.595	0.153 25
4	12 MARTINEZ Luciano	ARG	Ombra Racing	Ombra Racing	Porsche 911 GT3 CUP 992		1'35.473	0.608	0.013 31
5	28 AMATI Giorgio	ITA	Prima Ghinzani Motorsport	Prima Ghinzani Motorsport	Porsche 911 GT3 CUP 992		1'35.496	0.631	0.023 31
6	32 QUARESMINI Gianmarco	ITA	Prima Ghinzani Motorsport	Prima Ghinzani Motorsport	Porsche 911 GT3 CUP 992		1'35.504	0.639	0.008 28
7	33 SCHAAP Nathan	NLD	Ombra Racing	Ombra Racing	Porsche 911 GT3 CUP 992		1'35.534	0.669	0.030 27
8	3 CERQUI Alberto	ITA	Ebimotors	Ebimotors	Porsche 911 GT3 CUP 992		1'35.547	0.682	0.013 23
9	10 ZENDELI Lirim	DEU	BeDriver	BeDriver	Porsche 911 GT3 CUP 992		1'35.629	0.764	0.082 37
10	35 BRISTOT Andrea	ITA	Dinamic Motorsport	Dinamic Motorsport	Porsche 911 GT3 CUP 992	R	1'35.740	0.875	0.111 32
11	8 DELLI GUANTI Pietro	ITA	Team Q8 Hi-Perform	Team Q8 Hi-Perform	Porsche 911 GT3 CUP 992		1'35.773	0.908	0.033 12
12	31 BERTUCA Cristian	ITA	Omnia Motorsport	Omnia Motorsport	Porsche 911 GT3 CUP 992	R	1'35.822	0.957	0.049 27
13	20 HAUGHTON Harley	GBR	Enrico Fulgenzi Racing	Enrico Fulgenzi Racing	Porsche 911 GT3 CUP 992	R	1'35.898	1.033	0.076 36
14	21 BERTONELLI Diego	ITA	BeDriver	BeDriver	Porsche 911 GT3 CUP 992		1'35.990	1.125	0.092 29
15	5 TAYLOR Nicolas	CAN	PMA Motorsport	PMA Motorsport	Porsche 911 GT3 CUP 992	R	1'36.000	1.135	0.010 29
16	24 FANT Filippo	ITA	Target	Target	Porsche 911 GT3 CUP 992		1'36.026	1.161	0.026 35
17	15 FESTANTE Aldo	ITA	Target	Target	Porsche 911 GT3 CUP 992		1'36.057	1.192	0.031 25
18	7 BUTTI Marco	ITA	The Driving Experiences	The Driving Experiences	Porsche 911 GT3 CUP 992	R	1'36.061	1.196	0.004 38
19	18 MEZZETTI William	ITA	Dinamic Motorsport	Dinamic Motorsport	Porsche 911 GT3 CUP 992		1'36.240	1.375	0.179 31
20	6 TAYLOR Zachary	CAN	PMA Motorsport	PMA Motorsport	Porsche 911 GT3 CUP 992	R	1'36.386	1.521	0.146 27
21	19 D'AMICO Andrea	ITA	Dinamic Motorsport	Dinamic Motorsport	Porsche 911 GT3 CUP 992	R	1'36.661	1.796	0.275 22
22	30 GAILLARD Karen	CHE	Ombra Racing	Ombra Racing	Porsche 911 GT3 CUP 992	R	1'36.731	1.866	0.070 27
23	17 BERTA Benjamin	HUN	Malucelli Motorsport	Malucelli Motorsport Esseracing	Porsche 911 GT3 CUP 992	R	1'36.918	2.053	0.187 32
24	56 BRUSA Cesare	ITA	Prima Ghinzani Motorsport	Prima Ghinzani Motorsport	Porsche 911 GT3 CUP 992	MC	1'36.980	2.115	0.062 29
25	54 STEFANELLI Stefano	ITA	Malucelli Motorsport	Malucelli Motorsport Esseracing	Porsche 911 GT3 CUP 992	MC	1'36.989	2.124	0.009 27
26	4 DE PRENTER Paul	NLD	The Driving Experiences	The Driving Experiences	Porsche 911 GT3 CUP 992	R	1'37.421	2.556	0.432 21
27	75 GALLI Andrea	ITA	Ebimotors	Ebimotors	Porsche 911 GT3 CUP 992	MC	1'37.512	2.647	0.091 25
28	67 DE GIACOMI Alex	ITA	Ebimotors	Ebimotors	Porsche 911 GT3 CUP 992	MC	1'37.591	2.726	0.079 25
29	88 GIRONDI Andrea	ITA	Enrico Fulgenzi Racing	Enrico Fulgenzi Racing	Porsche 911 GT3 CUP 992	MC	1'37.642	2.777	0.051 36
30	50 FENICI Francesco Maria	ITA	The Driving Experiences	The Driving Experiences	Porsche 911 GT3 CUP 992	MC	1'38.502	3.637	0.860 40
31	80 MOWLE Lee	GBR	BeDriver	BeDriver	Porsche 911 GT3 CUP 992	MC	1'38.621	3.756	0.119 33
32	25 CHELI Lorenzo	SMR	Dinamic Motorsport	Dinamic Motorsport	Porsche 911 GT3 CUP 992		1'38.642	3.777	0.021 17

Humidity:	62%	Air	19°C
Condition:	DRY	Track	35°C

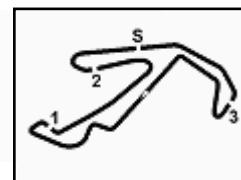
Clerk of the Course : Fabrizio Fondacci

Race Director : Massimiliano Ghinassi

Start 11:20
End 13:22
07/05/2026

Powered by FICr PERUGIA TIMING





ACI Racing Weekend Misano, 9-10 Maggio 2026

Results Pre-Race Official Test 1

Misano Circuit Sic 58.4.226 m

2 / 4

Penalty and Infringement

11.31	17	B. BERTA	#17 Lap Deleted (1'40.610) - Exceeded Track Limits T06
11.31	14	S. VAN SOELEN	#14 Lap Deleted (1'37.492) - Exceeded Track Limits T06
11.32	15	A. FESTANTE	#15 Lap Deleted (1'37.011) - Exceeded Track Limits T06
11.33	14	S. VAN SOELEN	#14 Lap Deleted (1'37.692) - Exceeded Track Limits T16
11.34	17	B. BERTA	#17 Lap Deleted (1'39.248) - Exceeded Track Limits T06
11.35	54	S. STEFANELLI	#54 Lap Deleted (1'39.244) - Exceeded Track Limits T16
11.35	80	L. MOWLE	#80 Lap Deleted (2'02.763) - Exceeded Track Limits T08
11.37	80	L. MOWLE	#80 Lap Deleted (1'40.140) - Exceeded Track Limits T06
11.37	7	M. BUTTI	#7 Lap Deleted (2'12.796) - Exceeded Track Limits T06
11.37	10	L. ZENDELI	#10 Lap Deleted (1'37.885) - Exceeded Track Limits T06
11.41	15	A. FESTANTE	#15 Lap Deleted (1'56.704) - Exceeded Track Limits T08
11.42	80	L. MOWLE	#80 Lap Deleted (1'39.313) - Exceeded Track Limits T06
11.42	20	H. HAUGHTON	#20 Lap Deleted (1'36.762) - Exceeded Track Limits T06
11.43	80	L. MOWLE	#80 Lap Deleted (1'38.954) - Exceeded Track Limits T06
11.44	33	N. SCHAAP	#33 Lap Deleted (1'37.398) - Exceeded Track Limits T06
11.44	88	A. GIRONDI	#88 Lap Deleted (1'50.087) - Exceeded Track Limits T16
11.46	33	N. SCHAAP	#33 Lap Deleted (1'36.911) - Exceeded Track Limits T08
11.47	14	S. VAN SOELEN	#14 Lap Deleted (3'36.688) - Exceeded Track Limits T08
11.47	6	Z. TAYLOR	#6 Lap Deleted (1'37.949) - Exceeded Track Limits T06
11.49	6	Z. TAYLOR	#6 Lap Deleted (1'37.822) - Exceeded Track Limits T06
11.51	88	A. GIRONDI	#88 Lap Deleted (1'38.729) - Exceeded Track Limits T06
11.52	12	L. MARTINEZ	#12 Lap Deleted (1'37.964) - Exceeded Track Limits T06
11.53	22	E. QUINTIERI	#22 Lap Deleted (1'39.922) - Exceeded Track Limits T06
11.54	54	S. STEFANELLI	#54 Lap Deleted (1'39.110) - Exceeded Track Limits T06
11.54	7	M. BUTTI	#7 Lap Deleted (1'37.858) - Exceeded Track Limits T08
11.55	31	C. BERTUCA	#31 Lap Deleted (1'38.371) - Exceeded Track Limits T16
11.56	88	A. GIRONDI	#88 Lap Deleted (1'37.977) - Exceeded Track Limits T16
11.56	33	N. SCHAAP	#33 Lap Deleted (1'36.612) - Exceeded Track Limits T06
11.57	11	K. MASTERS	#11 Lap Deleted (1'35.849) - Exceeded Track Limits T06
11.58	4	P. DE PRENTER	#4 Lap Deleted (1'38.784) - Exceeded Track Limits T16
11.58	10	L. ZENDELI	#10 Lap Deleted (15'59.909) - Exceeded Track Limits T06
11.59	56	C. BRUSA	#56 Lap Deleted (1'38.546) - Exceeded Track Limits T06
12.00	28	G. AMATI	#28 Lap Deleted (1'37.072) - Exceeded Track Limits T06
12.00	7	M. BUTTI	#7 Lap Deleted (1'45.252) - Exceeded Track Limits T06
12.01	32	G. QUARESMINI	#32 Lap Deleted (1'54.533) - Exceeded Track Limits T06
12.01	4	P. DE PRENTER	#4 Lap Deleted (1'38.532) - Exceeded Track Limits T06
12.01	50	F. FENICI	#50 Lap Deleted (1'38.644) - Exceeded Track Limits T16
12.03	12	L. MARTINEZ	#12 Lap Deleted (1'37.083) - Exceeded Track Limits T06
12.03	10	L. ZENDELI	#10 Lap Deleted (1'38.167) - Exceeded Track Limits T06
12.04	56	C. BRUSA	#56 Lap Deleted (1'37.824) - Exceeded Track Limits T06
12.05	24	F. FANT	#24 Lap Deleted (7'17.075) - Exceeded Track Limits T08
12.05	22	E. QUINTIERI	#22 Lap Deleted (1'37.012) - Exceeded Track Limits T08
12.06	21	D. BERTONELLI	#21 Lap Deleted (1'36.545) - Exceeded Track Limits T06
12.06	32	G. QUARESMINI	#32 Lap Deleted (1'36.040) - Exceeded Track Limits T06
12.09	14	S. VAN SOELEN	#14 Lap Deleted (1'35.932) - Exceeded Track Limits T06
12.10	15	A. FESTANTE	#15 Lap Deleted (1'39.500) - Exceeded Track Limits T08
12.10	6	Z. TAYLOR	#6 Lap Deleted (1'37.146) - Exceeded Track Limits T06
12.12	6	Z. TAYLOR	#6 Lap Deleted (1'37.307) - Exceeded Track Limits T06
12.13	56	C. BRUSA	#56 Lap Deleted (1'38.984) - Exceeded Track Limits T06
12.13	33	N. SCHAAP	#33 Lap Deleted (1'36.271) - Exceeded Track Limits T16
12.14	35	A. BRISTOT	#35 Lap Deleted (1'39.283) - Exceeded Track Limits T06
12.14	6	Z. TAYLOR	#6 Lap Deleted (1'37.131) - Exceeded Track Limits T16
12.16	56	C. BRUSA	#56 Lap Deleted (1'38.923) - Exceeded Track Limits T08
12.17	4	P. DE PRENTER	#4 Lap Deleted (1'37.835) - Exceeded Track Limits T16
12.17	3	A. CERQUI	#3 Lap Deleted (1'37.154) - Exceeded Track Limits T06
12.19	22	E. QUINTIERI	#22 Lap Deleted (1'37.739) - Exceeded Track Limits T06
12.20	8	P. DELLI GUANTI	#8 Lap Deleted (1'36.019) - Exceeded Track Limits T08
12.20	12	L. MARTINEZ	#12 Lap Deleted (1'36.332) - Exceeded Track Limits T06
12.21	32	G. QUARESMINI	#32 Lap Deleted (1'37.055) - Exceeded Track Limits T08
12.21	56	C. BRUSA	#56 Lap Deleted (1'38.178) - Exceeded Track Limits T06
12.21	22	E. QUINTIERI	#22 Lap Deleted (1'37.299) - Exceeded Track Limits T06
12.22	8	P. DELLI GUANTI	#8 Lap Deleted (1'35.909) - Exceeded Track Limits T06

Clerk of the Course : Fabrizio Fondacci

Race Director : Massimiliano Ghinassi

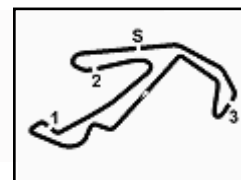
Start End
07/05/2026 11:20 13:22

Powered by FICr PERUGIA TIMING



ACI Racing Weekend Misano, 9-10 Maggio 2026

Results Pre-Race Official Test 1



Misano Circuit Sic 58 4.226 m

3 / 4

12.22	12	L. MARTINEZ	#12 Lap Deleted (1'37.753) - Exceeded Track Limits T06
12.23	31	C. BERTUCA	#31 Lap Deleted (1'36.765) - Exceeded Track Limits T06
12.23	12	L. MARTINEZ	#12 Lap Deleted (1'43.622) - Exceeded Track Limits T06
12.24	75	A. GALLI	#75 Lap Deleted (1'37.754) - Exceeded Track Limits T16
12.25			RED FLAG
12.25	31	C. BERTUCA	#31 Lap Deleted (1'54.295) - Exceeded Track Limits T06
12.33			Green Flag
12.34	31	C. BERTUCA	#31 Lap Deleted (9'19.362) - Exceeded Track Limits T06
12.36	31	C. BERTUCA	#31 Lap Deleted (1'37.068) - Exceeded Track Limits T06
12.36	25	L. CHELI	#25 Lap Deleted (1'38.880) - Exceeded Track Limits T06
12.37			RED FLAG
12.38	18	W. MEZZETTI	#18 Lap Deleted (2'00.686) - Exceeded Track Limits T06
12.43			Green Flag
12.47	14	S. VAN SOELEN	#14 Lap Deleted (38'14.115) - Exceeded Track Limits T06
12.48			FCY
12.51			RED FLAG
12.55			Green Flag
12.56	33	N. SCHAAP	#33 Lap Deleted (42'56.778) - Exceeded Track Limits T06
13.00	14	S. VAN SOELEN	#14 Lap Deleted (1'35.929) - Exceeded Track Limits T06
13.00	67	A. DE GIACOMI	#67 Lap Deleted (1'38.250) - Exceeded Track Limits T06
13.00	54	S. STEFANELLI	#54 Lap Deleted (1'37.769) - Exceeded Track Limits T16
13.01	18	W. MEZZETTI	#18 Lap Deleted (1'37.847) - Exceeded Track Limits T06
13.01	32	G. QUARESMINI	#32 Lap Deleted (1'35.735) - Exceeded Track Limits T16
13.01	35	A. BRISTOT	#35 Lap Deleted (1'35.923) - Exceeded Track Limits T16
13.02	19	A. D'AMICO	#19 Lap Deleted (1'46.468) - Exceeded Track Limits T16
13.02	80	L. MOWLE	#80 Lap Deleted (1'38.943) - Exceeded Track Limits T06
13.03	28	G. AMATI	#28 Lap Deleted (1'35.634) - Exceeded Track Limits T06
13.03	19	A. D'AMICO	#19 Lap Deleted (1'38.848) - Exceeded Track Limits T06
13.04	5	N. TAYLOR	#5 Lap Deleted (1'48.841) - Exceeded Track Limits T06
13.04	28	G. AMATI	#28 Lap Deleted (1'35.634) - Exceeded Track Limits T16
13.04	17	B. BERTA	#17 Lap Deleted (1'37.871) - Exceeded Track Limits T06
13.05	67	A. DE GIACOMI	#67 Lap Deleted (1'37.174) - Exceeded Track Limits T06
13.05	28	G. AMATI	#28 Lap Deleted (1'48.724) - Exceeded Track Limits T06
13.06	35	A. BRISTOT	#35 Lap Deleted (1'36.748) - Exceeded Track Limits T06
13.06	6	Z. TAYLOR	#6 Lap Deleted (1'36.298) - Exceeded Track Limits T06
13.06	6	Z. TAYLOR	#6 Black Flag - 10 min penalty - stop in pit lane
13.07	19	A. D'AMICO	#19 Lap Deleted (1'36.703) - Exceeded Track Limits T06
13.07	75	A. GALLI	#75 Lap Deleted (1'37.551) - Exceeded Track Limits T16
13.07	56	C. BRUSA	#56 Black Flag - 10 min penalty - stop in pit lane
13.08	56	C. BRUSA	#56 Lap Deleted (1'51.507) - Exceeded Track Limits T06
13.08	18	W. MEZZETTI	#18 Lap Deleted (1'45.866) - Exceeded Track Limits T06
13.09	32	G. QUARESMINI	#32 Lap Deleted (1'54.400) - Exceeded Track Limits T06
13.11	18	W. MEZZETTI	#18 Lap Deleted (1'36.250) - Exceeded Track Limits T08
13.13	88	A. GIRONDI	#88 Lap Deleted (1'38.418) - Exceeded Track Limits T06
13.14	5	N. TAYLOR	#5 Lap Deleted (1'36.120) - Exceeded Track Limits T06
13.15	20	H. HAUGHTON	#20 Lap Deleted (1'35.843) - Exceeded Track Limits T16
13.15	7	M. BUTTI	#7 Lap Deleted (1'36.296) - Exceeded Track Limits T06
13.15			FCY
13.17			Green Flag

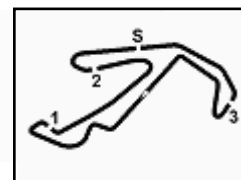
Clerk of the Course : Fabrizio Fondacci

Race Director : Massimiliano Ghinassi

	Start	End
07/05/2026	11:20	13:22

Powered by FICr PERUGIA TIMING





ACI Racing Weekend Misano, 9-10 Maggio 2026

Results Pre-Race Official Test 1

Misano Circuit Sic 58 4.226 m

4 / 4

Fastest Laps Sequence

No.	Entrant	Nat	Team	Car	Local Time	Time	Gap	Avg
20	H. HAUGHTON	GBR	Enrico Fulgenzi Racing	Porsche 911 GT3 CUP 992	11:24'32.459	2'00.015		126,764
88	A. GIRONDI	ITA	Enrico Fulgenzi Racing	Porsche 911 GT3 CUP 992	11:24'38.591	1'45.070	-14.945	144,795
88	A. GIRONDI	ITA	Enrico Fulgenzi Racing	Porsche 911 GT3 CUP 992	11:26'20.377	1'41.786	-3.284	149,467
88	A. GIRONDI	ITA	Enrico Fulgenzi Racing	Porsche 911 GT3 CUP 992	11:27'59.169	1'38.792	-2.994	153,996
14	S. VAN SOELEN	NLD	Target	Porsche 911 GT3 CUP 992	11:29'56.385	1'38.224	-0.568	154,887
15	A. FESTANTE	ITA	Target	Porsche 911 GT3 CUP 992	11:30'29.241	1'37.873	-0.351	155,442
15	A. FESTANTE	ITA	Target	Porsche 911 GT3 CUP 992	11:33'44.008	1'37.756	-0.117	155,628
14	S. VAN SOELEN	NLD	Target	Porsche 911 GT3 CUP 992	11:34'48.461	1'36.892	-0.864	157,016
10	L. ZENDELI	DEU	BeDriver	Porsche 911 GT3 CUP 992	11:40'37.131	1'36.852	-0.040	157,081
10	L. ZENDELI	DEU	BeDriver	Porsche 911 GT3 CUP 992	11:42'13.722	1'36.591	-0.261	157,505
14	S. VAN SOELEN	NLD	Target	Porsche 911 GT3 CUP 992	11:42'36.449	1'36.394	-0.197	157,827
14	S. VAN SOELEN	NLD	Target	Porsche 911 GT3 CUP 992	11:54'48.375	1'36.100	-0.294	158,310
14	S. VAN SOELEN	NLD	Target	Porsche 911 GT3 CUP 992	11:56'24.453	1'36.078	-0.022	158,346
32	G. QUARESMINI	ITA	Prima Ghinzani Motorsport	Porsche 911 GT3 CUP 992	11:57'37.531	1'35.709	-0.369	158,957
14	S. VAN SOELEN	NLD	Target	Porsche 911 GT3 CUP 992	11:59'35.732	1'35.398	-0.311	159,475
14	S. VAN SOELEN	NLD	Target	Porsche 911 GT3 CUP 992	13:02'00.641	1'35.052	-0.346	160,056
14	S. VAN SOELEN	NLD	Target	Porsche 911 GT3 CUP 992	13:03'35.506	1'34.865	-0.187	160,371

Clerk of the Course : Fabrizio Fondacci

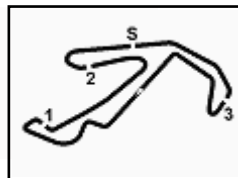
Race Director : Massimiliano Ghinassi

07/05/2026 Start End
11:20 13:22

Powered by FICr PERUGIA TIMING



ACI Racing Weekend Misano, 9-10 Maggio 2026
Best Sectors & Speed Pre-Race Official Test 1



Misano Circuit Sic 58 4.226 m

BEST LAP

1	14 VAN SOELEN Senna	Porsche 911 GT3 CUP 992	1'34.865
2	11 MASTERS Keagan	Porsche 911 GT3 CUP 992	1'35.307
3	22 QUINTIERI Ermanno	Porsche 911 GT3 CUP 992	1'35.460
4	12 MARTINEZ Luciano	Porsche 911 GT3 CUP 992	1'35.473
5	28 AMATI Giorgio	Porsche 911 GT3 CUP 992	1'35.496
6	32 QUARESMINI Gianmarco	Porsche 911 GT3 CUP 992	1'35.504
7	33 SCHAAP Nathan	Porsche 911 GT3 CUP 992	1'35.534
8	3 CERQUI Alberto	Porsche 911 GT3 CUP 992	1'35.547
9	10 ZENDELI Lirim	Porsche 911 GT3 CUP 992	1'35.629
10	35 BRISTOT Andrea	Porsche 911 GT3 CUP 992	1'35.740
11	8 DELLI GUANTI Pietro	Porsche 911 GT3 CUP 992	1'35.773
12	31 BERTUCA Cristian	Porsche 911 GT3 CUP 992	1'35.822
13	20 HAUGHTON Harley	Porsche 911 GT3 CUP 992	1'35.898
14	21 BERTONELLI Diego	Porsche 911 GT3 CUP 992	1'35.900
15	5 TAYLOR Nicolas	Porsche 911 GT3 CUP 992	1'36.000
16	24 FANT Filippo	Porsche 911 GT3 CUP 992	1'36.026
17	15 FESTANTE Aldo	Porsche 911 GT3 CUP 992	1'36.057
18	7 BUTTI Marco	Porsche 911 GT3 CUP 992	1'36.061
19	18 MEZZETTI William	Porsche 911 GT3 CUP 992	1'36.240
20	6 TAYLOR Zachary	Porsche 911 GT3 CUP 992	1'36.386
21	19 D'AMICO Andrea	Porsche 911 GT3 CUP 992	1'36.661
22	30 GAILLARD Karen	Porsche 911 GT3 CUP 992	1'36.731
23	17 BERTA Benjamin	Porsche 911 GT3 CUP 992	1'36.918
24	56 BRUSA Cesare	Porsche 911 GT3 CUP 992	1'36.980
25	54 STEFANELLI Stefano	Porsche 911 GT3 CUP 992	1'36.989
26	4 DE PRENTER Paul	Porsche 911 GT3 CUP 992	1'37.421
27	75 GALLI Andrea	Porsche 911 GT3 CUP 992	1'37.512
28	67 DE GIACOMI Alex	Porsche 911 GT3 CUP 992	1'37.591
29	88 GIRONDI Andrea	Porsche 911 GT3 CUP 992	1'37.642
30	50 FENICI Francesco Maria	Porsche 911 GT3 CUP 992	1'38.502
31	80 MOWLE Lee	Porsche 911 GT3 CUP 992	1'38.621
32	25 CHELI Lorenzo	Porsche 911 GT3 CUP 992	1'38.642

SPEED

1	11 MASTERS Keagan	Porsche 911 GT3 CUP 992	219,1
2	88 GIRONDI Andrea	Porsche 911 GT3 CUP 992	218,6
3	21 BERTONELLI Diego	Porsche 911 GT3 CUP 992	218,6
4	67 DE GIACOMI Alex	Porsche 911 GT3 CUP 992	218,6
5	6 TAYLOR Zachary	Porsche 911 GT3 CUP 992	218,2
6	35 BRISTOT Andrea	Porsche 911 GT3 CUP 992	218,2
7	4 DE PRENTER Paul	Porsche 911 GT3 CUP 992	217,7
8	24 FANT Filippo	Porsche 911 GT3 CUP 992	217,7
9	32 QUARESMINI Gianmarco	Porsche 911 GT3 CUP 992	217,7
10	30 GAILLARD Karen	Porsche 911 GT3 CUP 992	217,7
11	20 HAUGHTON Harley	Porsche 911 GT3 CUP 992	217,7
12	19 D'AMICO Andrea	Porsche 911 GT3 CUP 992	217,7
13	14 VAN SOELEN Senna	Porsche 911 GT3 CUP 992	217,7
14	3 CERQUI Alberto	Porsche 911 GT3 CUP 992	217,7
15	10 ZENDELI Lirim	Porsche 911 GT3 CUP 992	217,7
16	22 QUINTIERI Ermanno	Porsche 911 GT3 CUP 992	217,7
17	17 BERTA Benjamin	Porsche 911 GT3 CUP 992	217,3
18	28 AMATI Giorgio	Porsche 911 GT3 CUP 992	217,3
19	12 MARTINEZ Luciano	Porsche 911 GT3 CUP 992	217,3
20	15 FESTANTE Aldo	Porsche 911 GT3 CUP 992	217,3
21	56 BRUSA Cesare	Porsche 911 GT3 CUP 992	216,9
22	50 FENICI Francesco Maria	Porsche 911 GT3 CUP 992	216,9
23	18 MEZZETTI William	Porsche 911 GT3 CUP 992	216,9
24	8 DELLI GUANTI Pietro	Porsche 911 GT3 CUP 992	216,9
25	7 BUTTI Marco	Porsche 911 GT3 CUP 992	216,9
26	31 BERTUCA Cristian	Porsche 911 GT3 CUP 992	216,9
27	5 TAYLOR Nicolas	Porsche 911 GT3 CUP 992	216,9
28	75 GALLI Andrea	Porsche 911 GT3 CUP 992	216,0
29	54 STEFANELLI Stefano	Porsche 911 GT3 CUP 992	216,0
30	80 MOWLE Lee	Porsche 911 GT3 CUP 992	216,0
31	33 SCHAAP Nathan	Porsche 911 GT3 CUP 992	216,0
32	25 CHELI Lorenzo	Porsche 911 GT3 CUP 992	216,0

SEG. 1

1	14 VAN SOELEN Senna	24.914
2	11 MASTERS Keagan	24.976
3	33 SCHAAP Nathan	25.021
4	32 QUARESMINI Gianmarco	25.070
5	12 MARTINEZ Luciano	25.085
6	15 FESTANTE Aldo	25.127
7	3 CERQUI Alberto	25.129
8	35 BRISTOT Andrea	25.132
9	10 ZENDELI Lirim	25.175
10	18 MEZZETTI William	25.188
11	22 QUINTIERI Ermanno	25.191
12	28 AMATI Giorgio	25.216
13	31 BERTUCA Cristian	25.218
14	8 DELLI GUANTI Pietro	25.236
15	5 TAYLOR Nicolas	25.252
16	20 HAUGHTON Harley	25.270
17	24 FANT Filippo	25.309
18	21 BERTONELLI Diego	25.318
19	6 TAYLOR Zachary	25.343
20	7 BUTTI Marco	25.347
21	30 GAILLARD Karen	25.411
22	54 STEFANELLI Stefano	25.476
23	19 D'AMICO Andrea	25.481
24	17 BERTA Benjamin	25.541
25	88 GIRONDI Andrea	25.551
26	75 GALLI Andrea	25.562
27	56 BRUSA Cesare	25.661
28	4 DE PRENTER Paul	25.678
29	67 DE GIACOMI Alex	25.729
30	50 FENICI Francesco Maria	25.839
31	80 MOWLE Lee	26.032
32	25 CHELI Lorenzo	26.036

SEG. 2

1	14 VAN SOELEN Senna	22.538
2	28 AMATI Giorgio	22.540
3	33 SCHAAP Nathan	22.572
4	35 BRISTOT Andrea	22.576
5	3 CERQUI Alberto	22.615
6	11 MASTERS Keagan	22.617
7	20 HAUGHTON Harley	22.621
8	22 QUINTIERI Ermanno	22.631
9	31 BERTUCA Cristian	22.635
10	12 MARTINEZ Luciano	22.644
11	24 FANT Filippo	22.652
12	32 QUARESMINI Gianmarco	22.654
13	8 DELLI GUANTI Pietro	22.667
14	5 TAYLOR Nicolas	22.671
15	6 TAYLOR Zachary	22.673
16	10 ZENDELI Lirim	22.680
17	18 MEZZETTI William	22.691
18	21 BERTONELLI Diego	22.707
19	7 BUTTI Marco	22.718
20	4 DE PRENTER Paul	22.740
21	54 STEFANELLI Stefano	22.762
22	15 FESTANTE Aldo	22.784
23	30 GAILLARD Karen	22.814
24	67 DE GIACOMI Alex	22.826
25	75 GALLI Andrea	22.826
26	19 D'AMICO Andrea	22.828
27	56 BRUSA Cesare	22.871
28	17 BERTA Benjamin	22.967
29	88 GIRONDI Andrea	23.049
30	50 FENICI Francesco Maria	23.172
31	25 CHELI Lorenzo	23.208
32	80 MOWLE Lee	23.235

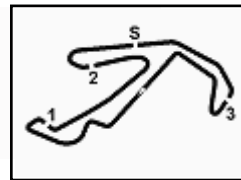
SEG. 3

1	14 VAN SOELEN Senna	26.293
2	32 QUARESMINI Gianmarco	26.473
3	22 QUINTIERI Ermanno	26.540
4	31 BERTUCA Cristian	26.546
5	28 AMATI Giorgio	26.546
6	35 BRISTOT Andrea	26.547
7	10 ZENDELI Lirim	26.555
8	20 HAUGHTON Harley	26.562
9	8 DELLI GUANTI Pietro	26.564
10	11 MASTERS Keagan	26.568
11	3 CERQUI Alberto	26.576
12	12 MARTINEZ Luciano	26.602
13	21 BERTONELLI Diego	26.613
14	15 FESTANTE Aldo	26.644
15	18 MEZZETTI William	26.674
16	7 BUTTI Marco	26.678
17	5 TAYLOR Nicolas	26.680
18	6 TAYLOR Zachary	26.687
19	19 D'AMICO Andrea	26.691
20	30 GAILLARD Karen	26.699
21	33 SCHAAP Nathan	26.706
22	24 FANT Filippo	26.731
23	56 BRUSA Cesare	26.856
24	17 BERTA Benjamin	26.856
25	75 GALLI Andrea	26.858
26	4 DE PRENTER Paul	26.928
27	54 STEFANELLI Stefano	27.032
28	88 GIRONDI Andrea	27.066
29	67 DE GIACOMI Alex	27.074
30	25 CHELI Lorenzo	27.225
31	80 MOWLE Lee	27.241
32	50 FENICI Francesco Maria	27.257

SEG. 4

1	14 VAN SOELEN Senna	20.976
2	11 MASTERS Keagan	21.068
3	10 ZENDELI Lirim	21.093
4	22 QUINTIERI Ermanno	21.098
5	28 AMATI Giorgio	21.098
6	12 MARTINEZ Luciano	21.139
7	3 CERQUI Alberto	21.144
8	35 BRISTOT Andrea	21.161
9	15 FESTANTE Aldo	21.176
10	5 TAYLOR Nicolas	21.176
11	24 FANT Filippo	21.178
12	7 BUTTI Marco	21.180
13	33 SCHAAP Nathan	21.187
14	6 TAYLOR Zachary	21.191
15	31 BERTUCA Cristian	21.193
16	32 QUARESMINI Gianmarco	21.209
17	20 HAUGHTON Harley	21.228
18	18 MEZZETTI William	21.231
19	8 DELLI GUANTI Pietro	21.241
20	21 BERTONELLI Diego	21.260
21	54 STEFANELLI Stefano	21.292
22	19 D'AMICO Andrea	21.411
23	75 GALLI Andrea	21.445
24	56 BRUSA Cesare	21.461
25	17 BERTA Benjamin	21.468
26	67 DE GIACOMI Alex	21.474
27	88 GIRONDI Andrea	21.491
28	30 GAILLARD Karen	21.568
29	4 DE PRENTER Paul	21.656
30	50 FENICI Francesco Maria	21.771
31	80 MOWLE Lee	21.860
32	25 CHELI Lorenzo	21.879





ACI Racing Weekend Misano, 9-10 Maggio 2026

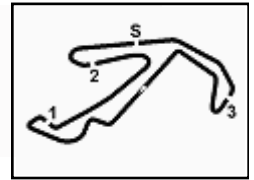
Ideal Time Pre-Race Official Test 1

Misano Circuit Sic 58 4.226 m

No. Driver	Car	Seg. 1	Seg. 2	Seg. 3	Seg. 4	Ideal Time		
		Diff. 1	Diff. 2	Diff. 3	Diff. 4	Best Lap	Pos.	Diff.
1 14 VAN SOELEN S. (NLD)	Porsche 911 GT3 CUP 992	24.914	22.538	26.293 +0.025	20.976 +0.119	1'34.721 1'34.865	1	0.144
2 11 MASTERS K. (ZAF)	Porsche 911 GT3 CUP 992	24.976	22.617 +0.015	26.568 +0.063	21.068	1'35.229 1'35.307	2	0.078
3 28 AMATI G. (ITA)	Porsche 911 GT3 CUP 992	25.216 +0.032	22.540 +0.064	26.546	21.098	1'35.400 1'35.496	5	0.096
4 32 QUARESMINI G. (ITA)	Porsche 911 GT3 CUP 992	25.070 +0.017	22.654	26.473	21.209 +0.081	1'35.406 1'35.504	6	0.098
5 35 BRISTOT A. (ITA)	Porsche 911 GT3 CUP 992	25.132 +0.072	22.576	26.547	21.161 +0.252	1'35.416 1'35.740	10	0.324
6 22 QUINTIERI E. (ITA)	Porsche 911 GT3 CUP 992	25.191	22.631	26.540	21.098	1'35.460 1'35.460	3	
7 3 CERQUI A. (ITA)	Porsche 911 GT3 CUP 992	25.129	22.615 +0.044	26.576 +0.039	21.144	1'35.464 1'35.547	8	0.083
8 12 MARTINEZ L. (ARG)	Porsche 911 GT3 CUP 992	25.085	22.644	26.602	21.139 +0.003	1'35.470 1'35.473	4	0.003
9 33 SCHAAP N. (NLD)	Porsche 911 GT3 CUP 992	25.021	22.572	26.706	21.187 +0.048	1'35.486 1'35.534	7	0.048
10 10 ZENDELI L. (DEU)	Porsche 911 GT3 CUP 992	25.175	22.680 +0.041	26.555 +0.085	21.093	1'35.503 1'35.629	9	0.126
11 31 BERTUCA C. (ITA)	Porsche 911 GT3 CUP 992	25.218 +0.110	22.635 +0.120	26.546	21.193	1'35.592 1'35.822	12	0.230
12 20 HAUGHTON H. (GBR)	Porsche 911 GT3 CUP 992	25.270 +0.124	22.621 +0.093	26.562	21.228	1'35.681 1'35.898	13	0.217
13 8 DELLI GUANTI P. (ITA)	Porsche 911 GT3 CUP 992	25.236 +0.065	22.667	26.564	21.241	1'35.708 1'35.773	11	0.065
14 15 FESTANTE A. (ITA)	Porsche 911 GT3 CUP 992	25.127	22.784 +0.008	26.644 +0.058	21.176 +0.260	1'35.731 1'36.057	17	0.326
15 5 TAYLOR N. (CAN)	Porsche 911 GT3 CUP 992	25.252 +0.110	22.671 +0.111	26.680	21.176	1'35.779 1'36.000	15	0.221
16 18 MEZZETTI W. (ITA)	Porsche 911 GT3 CUP 992	25.188 +0.289	22.691 +0.167	26.674	21.231	1'35.784 1'36.240	19	0.456
17 24 FANT F. (ITA)	Porsche 911 GT3 CUP 992	25.309 +0.022	22.652	26.731 +0.134	21.178	1'35.870 1'36.026	16	0.156
18 6 TAYLOR Z. (CAN)	Porsche 911 GT3 CUP 992	25.343 +0.242	22.673 +0.136	26.687 +0.114	21.191	1'35.894 1'36.386	20	0.492
19 21 BERTONELLI D. (ITA)	Porsche 911 GT3 CUP 992	25.318	22.707 +0.081	26.613	21.260 +0.011	1'35.898 1'35.990	14	0.092
20 7 BUTTI M. (ITA)	Porsche 911 GT3 CUP 992	25.347 +0.066	22.718 +0.072	26.678	21.180	1'35.923 1'36.061	18	0.138
21 19 D'AMICO A. (ITA)	Porsche 911 GT3 CUP 992	25.481 +0.250	22.828	26.691	21.411	1'36.411 1'36.661	21	0.250
22 30 GAILLARD K. (CHE)	Porsche 911 GT3 CUP 992	25.411 +0.191	22.814 +0.023	26.699 +0.025	21.568	1'36.492 1'36.731	22	0.239
23 54 STEFANELLI S. (ITA)	Porsche 911 GT3 CUP 992	25.476 +0.102	22.762 +0.325	27.032	21.292	1'36.562 1'36.989	25	0.427
24 75 GALLI A. (ITA)	Porsche 911 GT3 CUP 992	25.562 +0.376	22.826 +0.219	26.858	21.445 +0.226	1'36.691 1'37.512	27	0.821
25 17 BERTA B. (HUN)	Porsche 911 GT3 CUP 992	25.541	22.967 +0.054	26.856 +0.032	21.468	1'36.832 1'36.918	23	0.086
26 56 BRUSA C. (ITA)	Porsche 911 GT3 CUP 992	25.661 +0.131	22.871	26.856	21.461	1'36.849 1'36.980	24	0.131
27 4 DE PRENTER P. (NLD)	Porsche 911 GT3 CUP 992	25.678	22.740 +0.067	26.928 +0.239	21.656 +0.113	1'37.002 1'37.421	26	0.419
28 67 DE GIACOMI A. (ITA)	Porsche 911 GT3 CUP 992	25.729 +0.095	22.826 +0.130	27.074	21.474 +0.263	1'37.103 1'37.591	28	0.488
29 88 GIRONDI A. (ITA)	Porsche 911 GT3 CUP 992	25.551 +0.119	23.049 +0.097	27.066 +0.052	21.491 +0.217	1'37.157 1'37.642	29	0.485
30 50 FENICI F. (ITA)	Porsche 911 GT3 CUP 992	25.839 +0.273	23.172 +0.040	27.257 +0.150	21.771	1'38.039 1'38.502	30	0.463
31 25 CHELI L. (SMR)	Porsche 911 GT3 CUP 992	26.036 +0.200	23.208 +0.077	27.225 +0.017	21.879	1'38.348 1'38.642	32	0.294
32 80 MOWLE L. (GBR)	Porsche 911 GT3 CUP 992	26.032	23.235 +0.117	27.241 +0.068	21.860 +0.068	1'38.368 1'38.621	31	0.253
Overall Ideal Time		24.914	22.538	26.293	20.976	1'34.721		



ACI Racing Weekend Misano, 9-10 Maggio 2026
Chronological Analysis Pre-Race Official Test 1



Misano Circuit Sic 58 4.226 m

3 A. CERQUI (1'35.547)						
Lap	Seg.1	Seg.2	Seg.3	Seg.4	Lap Time	Local Time
1	56.453	31.538	34.507	24.985	2'27.483P	151,3 12:05'58.184
2	28.845	25.524	29.768	1'59.240	3'23.377P	209,7 12:09'21.561
3	44.947	24.220	27.606	21.843	1'58.616P	213,9 12:11'20.177
4	25.782	23.267	29.805	23.778	1'42.632	216,0 12:13'02.809
5	25.885	23.070	27.153	21.481	1'37.589	216,0 12:14'40.398
6	25.743	22.979	27.202	21.629	1'37.553	215,1 12:16'17.951
7	25.659	22.754	27.095	21.646	1'37.154C	215,1 12:17'55.105
8	25.568	22.846	27.112	3'51.998	5'07.524P	215,1 12:23'02.629
9	43.688	23.428	27.172	21.746	1'56.034P	215,1 12:24'58.663
10	25.803	27.783	36.537	9'01.071	10'31.194P	173,9 12:35'29.857
11	48.818	23.409	27.074	22.233	2'01.534P	214,7 12:37'31.391
12	25.479	22.943	49.369	5'12.254	6'50.045P	79,8 12:44'21.436
13	43.159	23.506	27.509	21.807	1'55.981P	213,0 12:46'17.417
14	25.510	22.933	26.970	21.623	1'37.036	215,1 12:47'54.453
15	25.417	23.896	58.248	6'57.418	8'44.979P	80,4 12:56'39.432
16	53.887	29.045	31.627	22.960	2'17.519P	186,5 12:58'56.951
17	29.769	26.561	33.146	21.774	1'51.250	197,4 13:00'48.201
18	25.337	22.864	26.695	21.324	1'36.220	216,0 13:02'24.421
19	25.191	22.762	26.712	21.350	1'36.015	217,7 13:04'00.436
20	25.129	22.659	26.615	21.144	1'35.547	216,0 13:05'35.983
21	25.207	22.731	26.576	21.206	1'35.720	217,7 13:07'11.703
22	25.311	22.615	26.671	21.212	1'35.809	216,0 13:08'47.512
23	27.462	23.989	28.238	4'24.053	5'43.742P	213,4 13:14'31.254
24	43.686	23.979	58.358			80,2

4 P. DE PRENTER (1'37.421)						
Lap	Seg.1	Seg.2	Seg.3	Seg.4	Lap Time	Local Time
1	57.408	34.687	33.970	25.820	2'31.885P	165,4 11:26'23.904
2	33.629	27.464	36.058	24.970	2'02.121	137,1 11:28'26.025
3	29.426	24.599	30.183	6'51.027	8'15.235P	207,3 11:36'41.260
4	52.578	27.784	35.322	24.403	2'20.087P	181,5 11:39'01.347
5	30.006	28.674	34.742	26.016	1'59.438	133,3 11:41'00.785
6	28.407	26.369	32.381	6'39.608	8'06.765P	185,2 11:49'07.550
7	50.168	24.538	28.301	23.466	2'06.473P	212,2 11:51'14.023
8	28.686	23.426	28.316	22.582	1'43.010	214,3 11:52'57.033
9	26.748	23.625	27.481	22.384	1'40.238	217,7 11:54'37.271
10	26.106	23.447	29.476	22.157	1'41.186	205,7 11:56'18.457
11	26.451	23.401	26.928	22.004	1'38.784C	216,0 11:57'57.241
12	25.926	23.165	26.979	21.841	1'37.911	216,0 11:59'35.152
13	26.451	23.244	27.119	21.718	1'38.532C	216,0 12:01'13.684
14	26.364	23.769	27.151	8'44.025	10'01.309P	216,9 12:11'14.993
15	54.051	29.462	33.371	24.523	2'21.407P	198,5 12:13'36.400
16	26.405	23.353	27.284	21.875	1'38.917	213,9 12:15'15.317
17	25.899	22.993	27.100	21.843	1'37.835C	216,0 12:16'53.152
18	25.737	23.094	26.981	21.656	1'37.468	216,9 12:18'30.620
19	26.352	22.854	26.955	21.666	1'37.827	215,1 12:20'08.447
20	25.678	22.807	27.167	21.769	1'37.421	216,0 12:21'45.868
21	27.269	22.740	26.932	21.877	1'38.818	215,1 12:23'24.686
22	26.000	22.968				216,0

5 N. TAYLOR (1'36.000)						
Lap	Seg.1	Seg.2	Seg.3	Seg.4	Lap Time	Local Time
1	3'38.574	31.116	37.536	24.329	5'11.555P	149,0 11:34'45.756
2	29.917	24.265	30.153	25.514	1'49.849	211,4 11:36'35.605
3	26.611	24.328	29.030	33.925	1'53.894P	213,0 11:38'29.499
4	4'57.043	26.572	28.816	22.517	6'14.948P	209,7 11:44'44.447
5	28.474	24.098	27.853	21.939	1'42.364	210,9 11:46'26.811
6	25.858	23.892	27.956	22.593	1'40.299	216,0 11:48'07.110
7	26.114	23.110	27.176	21.606	1'38.006	216,0 11:49'45.116
8	25.661	23.047	27.129	21.627	1'37.464	214,7 11:51'22.580
9	31.983	29.231	34.676	48.070	2'23.960P	168,2 11:53'46.540
10	8'47.434	24.828	32.214	17'25.553	27'10.029P	153,8 12:20'56.569

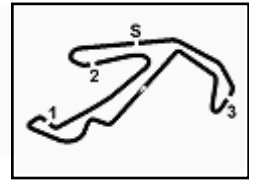
11	4'21.087	32.214	36.386	51.619	6'21.306CP	170,6 12:27'17.875
12	6'32.883	31.307	31.252	22.547	7'57.989P	177,6 12:35'15.864
13	26.610	25.651	30.728	23.954	1'46.943	185,2 12:37'02.807
14	25.798	23.085	34.428	42.515	2'05.826CP	129,7 12:39'08.633
15	4'49.627	27.142	30.299	22.385	6'09.453P	203,8 12:45'18.086
16	25.729	23.182	27.206	21.707	1'37.824	215,6 12:46'55.910
17	25.719	22.970	26.869	21.580	1'37.138	215,1 12:48'33.048
18	29.882	47.635	59.142	42.187	2'58.846CP	79,9 12:51'31.894
19	4'33.786	23.892	29.531	22.784	5'49.993P	210,5 12:57'21.887
20	25.964	23.174	27.184	21.657	1'37.979	215,1 12:58'59.866
21	25.729	23.174	27.052	21.706	1'37.661	216,0 13:00'37.527
22	25.521	23.070	26.949	21.706	1'37.246	216,0 13:02'14.773
23	25.654	23.503	27.404	32.280	1'48.841CP	216,0 13:04'03.614
24	2'49.669	28.496	28.602	22.602	4'09.369P	198,5 13:08'12.983
25	26.362	27.769	28.725	21.826	1'44.682	212,6 13:09'57.665
26	25.430	22.892	26.779	21.399	1'36.500	216,0 13:11'34.165
27	25.362	22.782	26.680	21.176	1'36.000	216,9 13:13'10.165
28	25.252	22.671	26.818	21.379	1'36.120C	216,0 13:14'46.285
29	25.437	22.782	54.858	42.661	2'25.738P	79,8 13:17'12.023
30	1'16.432	23.112	27.199			216,0

6 Z. TAYLOR (1'36.386)						
Lap	Seg.1	Seg.2	Seg.3	Seg.4	Lap Time	Local Time
1	1'15.979	42.152	43.551	30.913	3'12.595P	70,4 11:33'04.819
2	31.526	33.326	37.265	23.714	2'05.831	155,0 11:35'10.650
3	32.580	26.108	33.479	39.111	2'11.278P	169,0 11:37'21.928
4	6'01.724	28.227	28.625	22.025	7'20.601P	207,3 11:44'42.529
5	26.284	23.634	27.250	21.671	1'38.839	216,0 11:46'21.368
6	25.930	23.290	27.193	21.536	1'37.949C	215,1 11:47'59.317
7	26.142	22.899	27.120	21.661	1'37.822C	216,9 11:49'37.139
8	26.284	23.015	26.881	24.538	1'40.718	217,7 11:51'17.857
9	30.174	27.680	27.522	21.385	1'46.761	214,3 11:53'04.618
10	25.682	22.903	27.002	21.818	1'37.405	216,0 11:54'42.023
11	26.061	23.265	26.968	35.216	1'51.510P	216,0 11:56'33.533
12	6'22.132	29.267	28.561	22.172	7'42.132P	208,1 12:04'15.665
13	26.205	23.638	27.739	22.145	1'39.727	211,4 12:05'55.392
14	25.764	22.899	27.186	21.771	1'37.620	216,9 12:07'33.012
15	25.778	22.673	26.687	21.350	1'36.488	217,7 12:09'09.500
16	25.487	23.063	26.992	21.604	1'37.146C	216,4 12:10'46.646
17	25.877	22.824	27.099	21.507	1'37.307C	216,9 12:12'23.953
18	25.654	22.950	26.949	21.578	1'37.131C	218,2 12:14'01.084
19	26.441	27.458	28.425	21'58.433	23'20.757P	215,1 12:37'21.841
20	6'35.358	24.099	27.524	21.408	7'48.389P	211,8 12:45'10.230
21	25.787	22.847	26.926	21.549	1'37.109	216,0 12:46'47.339
22	25.688	22.814	27.070	21.309	1'36.881	215,1 12:48'24.220
23	28.506	46.543	1'00.553	45.464	3'01.066CP	79,2 12:51'25.286
24	9'12.908	25.998	28.702	22.538	10'30.146P	208,9 13:01'55.432
25	26.201	23.152	26.861	21.328	1'37.542	216,0 13:03'32.974
26	25.585	22.809	26.801	21.191	1'36.386	216,0 13:05'09.360
27	25.343	22.686	26.935	21.334	1'36.298C	215,1 13:06'45.658
28	25.354	22.843	27.094			216,9

7 M. BUTTI (1'36.061)						
Lap	Seg.1	Seg.2	Seg.3	Seg.4	Lap Time	Local Time
1	1'03.057	30.187	33.489	24.589	2'31.322P	208,9 11:22'39.828
2	29.794	27.157	32.238	24.535	1'53.724	144,6 11:27'04.874
3	29.454	28.813	30.089	23.329	1'51.685	210,9 11:28'56.559
4	30.173	31.520	31.926	4'30.309	6'03.928P	211,4 11:35'00.487
5	47.523	26.600	35.368	23.305	2'12.796CP	195,3 11:37'13.283
6	29.109	27.470	33.120	22.945	1'52.644	134,5 11:39'05.927
7	28.585	27.718	29.799	24.549	1'50.651	211,4 11:40'56.578
8	30.127	28.070	31.388	6'22.911	7'52.496P	183,4 11:48'49.074
9	45.453	27.532	33.235	22.462	2'08.682P	144,8 11:50'57.756
10	26.680	23.464	30.725	22.612	1'43.481	211,4 11:52'41.237
11	25.885	23.060	27.146	21.767	1'37.858C	216,0 11:54'19.095
12	25.716	22.852	27.080	21.555	1'37.203	216,0 11:55'56.298



ACI Racing Weekend Misano, 9-10 Maggio 2026
Chronological Analysis Pre-Race Official Test 1



Misano Circuit Sic 58 4.226 m

13	25.655	22.915	26.951	21.494	1'37.015	215,1	11:57'33.313	21	25.420	30.828	37.115	7'12.894	8'46.257P	156,1	12:33'22.377
14	25.570	22.835	26.788	21.352	1'36.545	216,9	11:59'09.858	22	43.453	23.636	27.377	21.430	1'55.896P	215,1	12:35'18.273
15	25.500	22.754	29.866	27.132	1'45.252C	215,1	12:00'55.110	23	25.445	22.985	26.881	21.280	1'36.591	216,0	12:36'54.864
16	25.614	22.854	27.051	4'26.161	5'41.680P	216,0	12:06'36.790	24	25.332	22.829	32.725	5'19.728	6'40.614P	217,7	12:43'35.478
17	47.960	34.105	32.702	23.226	2'17.993P	210,1	12:08'54.783	25	45.507	23.231	27.133	24.739	2'00.610P	215,1	12:45'36.088
18	27.608	26.070	28.791	23.313	1'45.782	209,7	12:10'40.565	26	25.394	22.945	26.676	21.236	1'36.251	217,3	12:47'12.339
19	25.763	22.843	30.328	21.710	1'40.644	170,9	12:12'21.209	27	28.260	32.765	30.390	38.754	2'10.169	182,1	12:49'22.508
20	25.812	22.718	27.735	8'36.581	9'52.846P	212,2	12:22'14.055	28	43.347	47.200	58.868	13'32.015	16'01.430P	80,4	13:05'23.938
21	45.146	26.979	35.122	22.157	2'09.404P	113,8	12:24'23.459	29	45.371	24.443	27.712	21.703	1'59.229P	213,0	13:07'23.167
22	25.807	23.075	34.989	8'47.504	10'11.375P	172,2	12:34'34.834	30	28.750	24.004	29.591	21.165	1'43.510	215,1	13:09'06.677
23	43.651	24.010	27.591	24.651	1'59.903P	210,1	12:36'34.737	31	25.403	22.939	26.716	21.176	1'36.234	216,9	13:10'42.911
24	25.693	22.735	26.769	5'40.582	6'55.779P	215,1	12:43'30.516	32	25.175	22.721	26.640	21.093	1'35.629	217,7	13:12'18.540
25	48.414	25.428	29.010	25.701	2'08.553P	209,7	12:45'39.069	33	25.245	22.685	26.561	21.297	1'35.788	217,7	13:13'54.328
26	25.589	22.788	26.899	21.527	1'36.803	215,1	12:47'15.872	34	25.316	22.756	26.555	21.123	1'35.750	217,7	13:15'30.078
27	25.502	22.948	26.891	29.479	1'44.820	216,9	12:49'00.692	35	33.347	47.327	49.216	21.485	2'31.375	51,9	13:18'01.453
28	43.918	47.358	59.718	3'07.311	5'38.305CP	80,3	12:54'38.997	36	25.271	22.680	26.790	21.100	1'35.841	217,7	13:19'37.294
29	1'04.752	24.083	30.371	22.042	2'21.248P	214,3	12:57'00.245	37	25.246	22.743	26.947	21.149	1'36.085	217,7	13:21'13.379
30	25.642	23.220	34.916	26.835	1'50.613	215,1	12:58'50.858								
31	25.599	22.824	26.892	21.348	1'36.663	215,1	13:00'27.521								
32	25.432	22.809	26.850	21.335	1'36.426	216,9	13:02'03.947								
33	25.588	22.763	26.858	21.276	1'36.485	216,0	13:03'40.432								
34	25.527	22.837	26.837	3'31.561	4'46.762P	216,0	13:08'27.194								
35	45.604	27.977	28.468	21.547	2'03.596P	213,4	13:10'30.790	1	55.534	36.706	44.534	27.839	2'44.613P	111,5	11:29'31.216
36	25.413	22.790	26.678	21.180	1'36.061	216,0	13:12'06.851	2	31.247	31.056	35.777	24.019	2'02.099	182,7	11:31'33.315
37	31.244	29.214	29.123	21.432	1'51.013	210,5	13:13'57.864	3	31.619	28.720	33.096	23.076	1'56.511	184,0	11:33'29.826
38	25.347	22.793	26.604	21.552	1'36.296C	216,0	13:15'34.160	4	26.358	27.869	34.970	38.375	2'07.572P	145,6	11:35'37.398
39	33.289	50.070	50.966			70,5		5	13'19.860	31.407	34.394	23.731	1'49.392P	172,2	11:50'26.790

11 K. MASTERS (1'35.307)

Lap	Seg.1	Seg.2	Seg.3	Seg.4	Lap Time	km/h	Local Time
1	55.534	36.706	44.534	27.839	2'44.613P	111,5	11:29'31.216
2	31.247	31.056	35.777	24.019	2'02.099	182,7	11:31'33.315
3	31.619	28.720	33.096	23.076	1'56.511	184,0	11:33'29.826
4	26.358	27.869	34.970	38.375	2'07.572P	145,6	11:35'37.398
5	13'19.860	31.407	34.394	23.731	1'49.392P	172,2	11:50'26.790
6	27.411	24.699	31.591	22.108	1'45.809	173,4	11:52'12.599
7	25.426	23.019	26.879	21.371	1'36.695	215,1	11:53'49.294
8	25.314	22.803	26.813	21.418	1'36.348	216,0	11:55'25.642
9	25.203	22.710	26.731	21.205	1'35.849C	215,1	11:57'01.491
10	25.189	22.796	26.644	21.307	1'35.936	215,1	11:58'37.427
11	26.043	23.731	28.862	34.176	1'52.812P	196,7	12:00'30.239
12	6'34.983	24.966	29.756	21.848	7'51.553P	142,1	12:08'21.792
13	25.191	22.726	26.574	21.204	1'35.695	216,0	12:09'57.487
14	25.184	22.729	26.708	21.404	1'36.025	216,0	12:11'33.512
15	25.214	22.617	26.589	21.089	1'35.509	216,0	12:13'09.021
16	25.133	22.941	28.144	29'35.519	30'51.737P	216,0	12:44'00.758
17	13'24.201	30.952	34.120	24.271	1'45.544P	172,2	12:58'54.302
18	26.786	23.664	27.902	21.632	1'39.984	212,2	13:00'34.286
19	25.455	22.778	26.843	21.585	1'36.661	216,9	13:02'10.947
20	24.976	22.632	26.631	21.068	1'35.307	216,9	13:03'46.254
21	25.031	22.687	26.568	21.292	1'35.578	216,0	13:05'21.832
22	25.165	23.096	27.345	36.706	1'52.312P	216,9	13:07'14.144
23	2'27.705	23.447	26.850	21.750	3'39.752P	215,1	13:10'53.896
24	25.343	22.636	26.586	21.236	1'35.801	216,9	13:12'29.697
25	25.165	22.638	27.127	35.158	1'50.088P	219,1	13:14'19.785
26	45.034	25.644	57.104			80,3	

8 P. DELLI GUANTI (1'35.773)

Lap	Seg.1	Seg.2	Seg.3	Seg.4	Lap Time	km/h	Local Time
							11:53'44.550
1	2'18.471	27.822	30.959	22.939	3'40.191P	212,6	11:57'24.741
2	26.549	23.468	27.148	21.543	1'38.708	214,3	11:59'03.449
3	25.644	22.815	26.661	21.407	1'36.527	216,0	12:00'39.976
4	25.384	22.805	26.567	21.484	1'36.240	216,0	12:02'16.216
5	25.409	22.745	26.661	21.360	1'36.175	216,9	12:03'52.391
6	26.219	24.904	29.496	32.638	1'53.257P	190,8	12:05'45.648
7	10'10.813	25.049	27.998	22.036	11'25.896P	212,6	12:17'11.544
8	26.384	23.188	27.009	21.370	1'37.951	213,9	12:18'49.495
9	25.240	22.745	26.729	21.305	1'36.019C	216,0	12:20'25.514
10	25.236	22.796	26.593	21.284	1'35.909C	216,9	12:22'01.423
11	25.301	22.667	26.564	21.241	1'35.773	216,9	12:23'37.196
12	26.134	24.812	28.769	35.946	1'55.661CP	216,0	12:25'32.857
13	10'44.882	23.591	26.960			214,3	

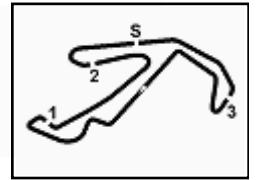
10 L. ZENDELI (1'35.629)

Lap	Seg.1	Seg.2	Seg.3	Seg.4	Lap Time	km/h	Local Time
							11:23'02.794
1	1'03.322	30.598	34.802	38.958	2'47.680P	205,7	11:25'50.474
2	50.848	29.747	31.295	36.936	2'28.826P	212,6	11:28'19.300
3	1'02.502	23.937	27.705	1'53.221	3'47.365P	216,0	11:32'06.665
4	44.707	24.187	29.114	22.059	2'00.067P	214,3	11:34'06.732
5	26.077	23.229	27.176	21.790	1'38.272	216,0	11:35'45.004
6	25.849	23.153	27.127	21.756	1'37.885C	216,0	11:37'22.889
7	25.793	23.010	27.041	21.546	1'37.390	217,3	11:39'00.279
8	25.559	22.958	26.936	21.399	1'36.852	216,9	11:40'37.131
9	25.493	22.907	26.791	21.400	1'36.591	217,7	11:42'13.722
10	25.468	22.913	26.844	14'44.684	15'59.909CP	216,9	11:58'13.631
11	53.288	27.860	34.464	24.036	2'19.648P	208,1	12:00'33.279
12	27.629	25.147	31.470	21.712	1'45.958	115,6	12:02'19.237
13	25.498	23.864	27.328	21.477	1'38.167C	214,3	12:03'57.404
14	25.434	22.729	26.841	21.295	1'36.299	216,9	12:05'33.703
15	25.263	27.561	27.877	21.731	1'42.432	214,3	12:07'16.135
16	25.299	22.862	26.799	21.246	1'36.206	217,7	12:08'52.341
17	25.264	22.780	26.742	21.159	1'35.945	216,9	12:10'28.286
18	29.561	24.852	29.646	9'09.741	10'33.800P	214,3	12:21'02.086
19	45.060	23.796	27.252	21.509	1'57.617P	214,3	12:22'59.703
20	25.441	22.985	26.760	21.231	1'36.417	216,9	12:24'36.120

12 L. MARTINEZ (1'35.473)

Lap	Seg.1	Seg.2	Seg.3	Seg.4	Lap Time	km/h	Local Time
							11:27'09.845
1	54.983	35.733	44.218	31.087	2'46.021P	114,7	11:29'55.866
2	31.381	30.244	37.157	25.699	2'04.481	147,7	11:32'00.347
3	28.394	28.470	32.210	24.263	1'53.337	180,0	11:33'53.684
4	32.150	34.579	41.161	7'42.364	9'30.254P	131,7	11:43'23.938
5	52.506	26.594	31.396	22.101	2'12.597P	137,8	11:45'36.535
6	26.484	23.622	27.306	21.911	1'39.323	214,7	11:47'15.858
7	25.656	23.312	27.146	21.606	1'37.720	216,0	11:4

ACI Racing Weekend Misano, 9-10 Maggio 2026
Chronological Analysis Pre-Race Official Test 1



Misano Circuit Sic 58 4.226 m

18	25.494	22.970	27.522	4'13.807	5'29.793P	216,9	12:15'14.610	15	25.329	22.872	26.873	21.263	1'36.337	215,1	11:57'15.830
19	47.209	23.558	27.220	21.775	1'59.762P	215,1	12:17'14.372	16	25.127	22.792	26.702	21.436	1'36.057	216,9	11:58'51.887
20	25.782	23.545	26.881	21.479	1'37.687	216,9	12:18'52.059	17	25.399	22.845	26.714	21.263	1'36.221	216,0	12:00'28.108
21	25.510	22.780	26.750	21.292	1'36.332C	216,9	12:20'28.391	18	25.326	22.862	26.739	3'40.657	4'55.584P	216,0	12:05'23.692
22	25.524	23.453	26.852	21.924	1'37.753C	216,9	12:22'06.144	19	45.803	23.543	27.409	22.841	1'59.596P	215,1	12:07'23.288
23	25.654	22.816	26.741	28.411	1'43.622C	217,3	12:23'49.766	20	25.343	22.883	26.744	21.388	1'36.358	216,0	12:08'59.646
24	27.270	24.089	29.966	36'28.273	37'49.598P	216,0	13:01'39.364	21	25.290	23.273	26.960	23.977	1'39.500C	216,0	12:10'39.146
25	1'05.792	29.846	35.286	24.517	2'35.441P	161,9	13:04'14.805	22	25.305	22.784	26.644	21.347	1'36.080	216,0	12:12'15.226
26	28.269	25.140	29.652	22.670	1'45.731	182,1	13:06'00.536	23	27.820	24.197	28.623	26'55.771	28'16.411CP	215,1	12:40'31.637
27	26.552	24.062	37.871	30.646	1'59.131	145,2	13:07'59.667	24	3'12.920	25.807	28.409	24.695	4'31.831P	211,4	12:45'03.468
28	25.657	22.993	26.647	21.218	1'36.515	216,0	13:09'36.182	25	25.729	23.059	26.979	21.442	1'37.209	215,1	12:46'40.677
29	25.440	22.812	26.621	21.139	1'36.012	216,0	13:11'12.194	26	25.526	22.900					13,8
30	25.085	22.644	26.602	21.142	1'35.473	216,0	13:12'47.667								
31	28.116	26.628	29.453	2'19.958	3'44.155P	208,1	13:16'31.822								
32	57.955	24.367	28.534			214,7									

17 B. BERTA (1'36.918)

Lap	Seg.1	Seg.2	Seg.3	Seg.4	Lap Time	km/h	Local Time
1	1'00.822	28.627	32.468	25.278	2'27.195P	208,1	11:23'33.002
2	30.402	26.640	31.341	24.850	1'53.233	208,9	11:27'53.430
3	28.375	25.209	28.880	24.455	1'46.919	211,4	11:29'40.349
4	26.508	23.946	27.563	22.593	1'40.610C	215,1	11:31'20.959
5	26.449	24.092	27.489	22.305	1'40.335	215,1	11:33'01.294
6	26.095	23.547	27.417	22.189	1'39.248C	216,0	11:34'40.542
7	26.599	23.325	27.182	21.868	1'38.974	216,0	11:36'19.516
8	26.291	23.258	27.201	21.907	1'38.657	216,0	11:37'58.173
9	25.850	23.309	27.174	21.777	1'38.110	216,4	11:39'36.283
10	26.397	23.438	27.540	38.725	1'56.100P	215,1	11:41'32.383
11	6'43.210	24.288	28.019	21.992	7'57.509P	211,4	11:49'29.892
12	26.144	23.451	27.229	21.898	1'38.722	216,0	11:51'08.614
13	26.000	23.216	27.653	22.161	1'39.030	216,0	11:52'47.644
14	26.008	23.170	26.976	21.776	1'37.930	216,9	11:54'25.574
15	26.334	23.342	27.292	21.904	1'38.872	217,3	11:56'04.446
16	26.284	23.026	27.110	21.917	1'38.337	216,0	11:57'42.783
17	25.909	23.041	27.474	47'57.850	49'14.274P	216,0	12:46'57.057
18	53.362	28.746	33.970	44.004	2'40.082P	201,1	12:49'37.139
19	53.388	47.807	1'00.420	49.322	3'30.937CP	80,8	12:53'08.076
20	3'12.496	27.887	31.278	24.076	4'35.737P	207,3	12:57'43.813
21	29.316	26.123	31.570	23.266	1'50.275	157,9	12:59'34.088
22	26.467	23.392	27.548	21.932	1'39.339	214,3	13:01'13.427
23	26.062	23.949	27.460	22.773	1'40.244	217,3	13:02'53.671
24	25.926	23.047	27.093	21.805	1'37.871C	216,9	13:04'31.542
25	25.724	23.066	26.996	21.600	1'37.386	216,0	13:06'08.928
26	25.627	23.106	27.110	21.756	1'37.599	217,3	13:07'46.527
27	26.331	23.241	27.263	33.231	1'50.066P	216,0	13:09'36.593
28	2'26.574	25.076	26.856	21.693	3'40.199P	216,9	13:13'16.792
29	25.777	22.967	27.016	21.636	1'37.396	216,9	13:14'54.188
30	25.809	23.354	59.231	37.659	2'26.053	84,1	13:17'20.241
31	31.295	23.834	27.254	21.731	1'44.114	215,1	13:19'04.355
32	25.541	23.021	26.888	21.468	1'36.918	216,0	13:20'41.273

18 W. MEZZETTI (1'36.240)

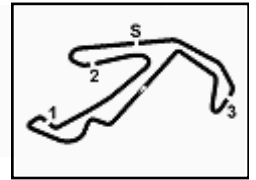
Lap	Seg.1	Seg.2	Seg.3	Seg.4	Lap Time	km/h	Local Time
1	1'47.722	34.286	51.710	46.665	4'00.383P	93,7	11:29'58.875
2	2'27.568	28.534	34.758	37.579	4'08.439P	176,5	11:38'07.697
3	4'26.847	30.032	30.485	23.680	5'51.044P	202,2	11:43'58.741
4	27.960	24.654	30.630	23.067	1'46.311	206,5	11:45'45.052
5	27.140	24.271	28.852	22.922	1'43.185	205,7	11:47'28.237
6	26.309	25.778	27.923	22.060	1'42.070	215,1	11:49'10.307
7	28.055	27.243	33.270	25.442	1'54.010	164,4	11:51'04.317
8	28.202	27.741	35.131	34.803	2'05.877P	147,9	11:53'10.194
9	9'07.806	26.163	31.273	22.964	10'28.206P	211,8	12:03'38.400
10	28.409	24.449	27.966	23.059	1'43.883	213,4	12:05'22.283
11	27.070	25.284	27.975	22.222	1'42.551	214,7	12:07'04.834
12	26.515	23.943	28.025	21.695	1'40.178	215,1	12:08'45.012
13	29.805	29.301	36.884	40.010	2'16.000P	136,4	12:11'01.012
14	5'26.602	24.968	29.468	22.199	6'43.237P	212,2	12:17'44.249
15	26.935	23.729	27.264	22.075	1'40.003	214,3	12:19'24.252
16	25.911	23.108	27.237	21.589	1'37.845	215,1	12:21'02.097

15 A. FESTANTE (1'36.057)

Lap	Seg.1	Seg.2	Seg.3	Seg.4	Lap Time	km/h	Local Time
					11:24'59.792		
1	53.587	25.996	28.714	22.705	2'11.002P	212,2	11:27'10.794
2	26.606	24.610	27.504	21.854	1'40.574	214,3	11:28'51.368
3	25.848	23.254	27.163	21.608	1'37.873	215,1	11:30'29.241
4	25.485	23.019	27.053	21.454	1'37.011C	216,0	11:32'06.252
5	25.760	23.002	27.000	21.994	1'37.756	216,0	11:33'44.008
6	25.570	23.873	27.784	21.811	1'39.038	214,7	11:35'23.046
7	25.445	23.138	26.871	2'57.281	4'12.735P	217,3	11:39'35.781
8	44.583	23.441	26.906	21.774	1'56.704CP	215,1	11:41'32.485
9	25.404	22.937	27.080	21.352	1'36.773	216,0	11:43'09.258
10	25.477	23.012	26.839	21.176	1'36.504	216,0	11:44'45.762
11	26.265	23.377	27.206	4'05.682	5'22.530P	216,4	11:50'08.292
12	51.532	28.086	29.645	25.387	2'14.650P	211,8	11:52'22.942
13	27.108	23.903	27.356	21.815	1'40.182	214,3	11:54'03.124
14	25.416	22.968	26.705	21.280	1'36.369	216,9	11:55'39.493



ACI Racing Weekend Misano, 9-10 Maggio 2026
Chronological Analysis Pre-Race Official Test 1



Misano Circuit Sic 58 4.226 m

17	27.951	29.742	32.070	37.104	2'06.867P	189,5	12:23'08.964	23	25.513	22.678	26.693	21.383	1'36.267	217,7	12:09'50.241
18	12'37.328	23.392	27.299	21.517	13'49.536P	212,2	12:36'58.500	24	28.400	27.488	27.801	45'55.792	47'19.481P	216,0	12:57'09.722
19	25.599	23.068	33.428	38.591	2'00.686CP	168,5	12:38'59.186	25	51.403	29.118	31.960	24.993	2'17.474P	157,9	12:59'27.196
20	4'59.445	25.265	28.046	21.575	6'14.331P	208,1	12:45'13.517	26	28.414	25.900	28.212	26.578	1'49.104	212,2	13:01'16.300
21	25.718	22.942	26.947	21.509	1'37.116	216,0	12:46'50.633	27	27.151	23.256	30.994	23.112	1'44.513	151,7	13:03'00.813
22	25.345	22.914	26.851	21.337	1'36.447	216,4	12:48'27.080	28	25.462	22.665	26.697	21.339	1'36.163	216,0	13:04'36.976
23	32.193	47.390	58.917	41.879	3'00.379CP	80,5	12:51'27.459	29	25.394	22.714	26.562	21.228	1'35.898	217,7	13:06'12.874
24	4'53.661	29.737	40.128	24.760	6'28.286P	114,3	12:57'55.745	30	25.420	22.703	26.839	28.617	1'43.579	217,7	13:07'56.453
25	27.585	24.032	29.038	25.644	1'46.299	213,4	12:59'42.044	31	31.390	23.004	28.231	2'07.356	3'29.981P	217,3	13:11'26.434
26	25.489	22.943	27.714	21.701	1'37.847C	216,0	13:01'19.891	32	46.019	23.430	27.511	21.671	1'58.631P	216,9	13:13'25.065
27	25.428	22.842	26.910	32.299	1'47.479P	216,9	13:03'07.370	33	25.329	22.644	26.695	21.175	1'35.843C	216,9	13:15'00.908
28	2'03.326	30.776	28.081	21.898	3'24.081P	212,2	13:06'31.451	34	25.270	28.478	59.337	35.858	2'28.943	79,8	13:17'29.851
29	26.013	26.334	29.810	23.709	1'45.866C	210,9	13:08'17.317	35	26.235	22.729	26.759	24.464	1'40.187	217,7	13:19'10.038
30	25.477	22.858	26.674	21.231	1'36.240	216,9	13:09'53.557	36	25.345	22.621	26.720	21.456	1'36.142	216,9	13:20'46.180
31	25.188	22.862	26.880	21.320	1'36.250C	216,9	13:11'29.807								
32	25.258	22.691	26.699			216,9									

21 D. BERTONELLI (1'35.990)

19 A. D'AMICO (1'36.661)

Lap	Seg.1	Seg.2	Seg.3	Seg.4	Lap Time	km/h	Local Time
1	1'13.328	34.005	36.597	27.125	2'51.055P	138,5	11:29'47.330
2	33.343	29.903	34.974	26.261	2'04.481	148,1	11:34'42.866
3	29.964	25.574	30.409	24.233	1'50.180	197,8	11:36'33.046
4	28.244	24.667	33.117	37.699	2'03.727P	178,8	11:38'36.773
5	6'04.311	26.949	32.627	23.986	7'27.873P	208,1	11:46'04.646
6	29.328	26.129	30.791	30.989	1'57.237	211,4	11:48'01.883
7	28.727	26.489	35.818	25.472	1'56.506	211,4	11:49'58.389
8	29.316	27.553	28.934	34.528	2'00.331P	215,1	11:51'58.720
9	20'24.046	26.265	28.375	22.659	2'141.345P	211,4	12:13'40.065
10	26.710	23.867	27.673	22.333	1'40.583	214,3	12:15'20.648
11	26.409	23.661	27.135	21.782	1'38.987	216,0	12:16'59.635
12	26.273	24.041	26.987	21.629	1'38.930	216,9	12:18'38.565
13	26.403	23.580	27.271	21.784	1'39.038	217,7	12:20'17.603
14	26.083	23.451	27.327	21.671	1'38.532	216,0	12:21'56.135
15	25.773	23.197	27.147	21.648	1'37.765	216,9	12:23'33.900
16	25.890	23.106	27.915	39.890	1'56.801CP	216,9	12:25'30.701
17	33'35.292	28.059	28.810	26.451	3'458.612P	212,2	13:00'29.313
18	26.744	23.673	27.547	28.504	1'46.468C	213,9	13:02'15.781
19	26.598	23.282	27.199	21.769	1'38.848C	217,7	13:03'54.629
20	25.731	22.828	26.691	21.411	1'36.661	216,9	13:05'31.290
21	25.481	22.885	26.727	21.610	1'36.703C	217,3	13:07'07.993
22	30.576	24.975	29.814	33.487	1'58.852P	196,4	13:09'06.845

20 H. HAUGHTON (1'35.898)

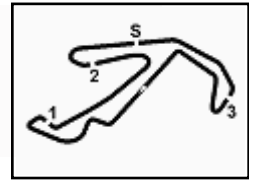
Lap	Seg.1	Seg.2	Seg.3	Seg.4	Lap Time	km/h	Local Time
1	32.236	32.820	37.417	26.606		123,7	11:22'32.444
2	27.195	29.118	35.326	23.335	2'00.015	139,4	11:24'32.459
3	51.470	25.992	31.173	4'41.530	6'05.890P	213,4	11:30'38.349
4	27.188	27.780	30.032	23.248	2'12.530P	205,7	11:32'50.879
5	25.834	24.937	27.991	23.401	1'43.517	216,0	11:34'34.396
6	25.542	23.246	27.193	21.886	1'38.159	216,4	11:36'12.555
7	25.542	23.028	27.546	21.631	1'37.747	216,0	11:37'50.302
8	25.882	22.864	27.066	21.481	1'37.293	216,9	11:39'27.595
9	25.735	22.778	26.756	21.784	1'37.053	216,9	11:41'04.648
10	25.572	22.974	26.877	21.339	1'36.762C	216,9	11:42'41.410
11	25.553	22.833	26.890	21.475	1'36.751	217,3	11:44'18.161
12	25.557	22.824	27.080	21.324	1'36.785	216,0	11:45'54.946
13	25.626	22.820	26.807	21.468	1'36.721	216,9	11:47'31.667
14	25.474	23.058	26.925	21.456	1'36.913	216,9	11:49'08.580
15	26.712	23.750	28.025	4'25.557	5'44.044P	216,0	11:54'52.624
16	43.062	24.489	28.026	22.949	1'58.526P	212,6	11:56'51.150
17	25.661	22.972	26.852	21.384	1'36.869	216,9	11:58'28.019
18	25.436	22.682	26.837	21.411	1'36.366	216,9	12:00'04.385
19	28.121	24.771	28.475	21.591	1'42.958	215,1	12:01'47.343
20	25.597	22.793	26.750	21.411	1'36.551	217,7	12:03'23.894
21	25.510	22.735	26.897	21.398	1'36.540	216,9	12:05'00.434
22	25.712	22.807	26.919	21.428	1'36.866	217,7	12:06'37.300
23	25.647	22.783	26.820	21.424	1'36.674	217,7	12:08'13.974

22 E. QUINTIERI (1'35.460)

Lap	Seg.1	Seg.2	Seg.3	Seg.4	Lap Time	km/h	Local Time
1	56.159	31.908	32.530	23.206	2'23.803P	191,2	11:49'58.735
2	27.407	24.023	28.017	22.349	1'41.796	209,7	11:51'40.531
3	25.988	23.069	28.977	21.888	1'39.922C	190,1	11:53'20.453
4	25.646	23.002	27.024	21.595	1'37.267	217,7	11:54'57.720
5	25.657	22.743	26.916	21.493	1'36.809	216,9	11:56'34.529
6	25.757	22.858	28.569	37.253	1'54.437P	216,4	11:58'28.966
7	4'27.618	23.748	27.490	21.576	5'40.432P	212,6	12:04'09.398
8	25.642	22.974	26.877	21.519	1'37.012C	215,1	12:05'46.410
9	25.532	22.890	29.013	21.659	1'39.094	215,1	12:07'25.504
10	25.595	22.782	26.964	21.496	1'36.837	216,9	12:09'02.341
11	25.606	23.463	28.286	35.977	1'53.332P	216,9	12:10'55.673
12	6'09.180	24.039	27.360	21.597	7'22.176P	215,1	12:18'17.849
13	25.761	23.171	27.000	21.807	1'37.739C	216,0	12:19'55.588
14	25.664	22.853	27.062	21.720	1'37.299C	216,0	12:21'32.887
15	25.774	22.902	27.167	21.782	1'37.625	217,7	12:23'10.512
16	25.795	22.858	27.032	21.519	1'37.204	215,1	12:24'47.716
17	26.491	34.030	36.072	11'16.527	12'53.120P	162,2	12:37'40.836



ACI Racing Weekend Misano, 9-10 Maggio 2026
Chronological Analysis Pre-Race Official Test 1



Misano Circuit Sic 58 4.226 m

18	7'12.693	24.153	28.229	22.002	8'27.077P	206,5	12:46'07.913
19	25.898	23.178	27.208	21.650	1'37.934	211,4	12:47'45.847
20	25.644	22.930	54.987	48.291	2'31.852P	71,5	12:50'17.699
21	8'56.383	26.968	30.500	25.977	10'19.828P	201,5	13:00'37.527
22	28.614	23.697	27.452	22.137	1'41.900	213,4	13:02'19.427
23	26.293	24.332	26.810	21.271	1'38.706	215,1	13:03'58.133
24	25.191	22.631	26.540	21.098	1'35.460	215,1	13:05'33.593
25	25.826	22.722	26.789	35.408	1'50.745P	216,0	13:07'24.338
26	9'23.734	44.324	30.269			209,7	

16	5'10.174	24.379	27.814	22.167	6'24.534P	213,9	12:44'59.406
17	26.236	23.285	27.242	21.879	1'38.642	215,1	12:46'38.048
18	27.040	31.759	27.225			216,0	

24 F. FANT (1'36.026)

Lap	Seg.1	Seg.2	Seg.3	Seg.4	Lap Time	km/h	Local Time
							11:31'58.622
1	49.341	29.983	31.390	24.185	2'14.899P	191,2	11:34'13.521
2	27.798	25.388	30.328	22.572	1'46.086	193,9	11:35'59.607
3	26.229	23.596	27.464	21.961	1'39.250	215,1	11:37'38.857
4	25.931	23.142	27.190	21.810	1'38.073	216,0	11:39'16.930
5	25.805	23.000	27.275	21.882	1'37.962	216,9	11:40'54.892
6	25.633	23.006	27.089	21.583	1'37.311	215,1	11:42'32.203
7	25.593	23.047	27.233	4'05.483	5'21.356P	215,1	11:47'53.559
8	45.989	23.905	28.881	21.996	2'00.771P	214,7	11:49'54.330
9	25.843	23.172	27.032	21.692	1'37.739	215,1	11:51'32.069
10	26.077	23.212	26.913	21.618	1'37.820	216,9	11:53'09.889
11	26.017	23.081	26.995	23.071	1'39.164	216,9	11:54'49.053
12	26.080	22.943	27.017	21.390	1'37.430	216,9	11:56'26.483
13	25.480	22.962	26.824	21.553	1'36.819	216,0	11:58'03.302
14	25.731	23.553	27.492	6'00.299	7'17.075CP	216,0	12:05'20.377
15	44.784	24.480	27.534	21.731	1'58.529P	208,9	12:07'18.906
16	26.036	22.939	27.013	21.675	1'37.663	216,0	12:08'56.569
17	26.269	23.382	26.826	22.479	1'38.956	216,9	12:10'35.525
18	25.491	22.907	26.937	21.572	1'36.907	217,7	12:12'12.432
19	25.631	23.025	26.780	21.449	1'36.885	216,9	12:13'49.317
20	25.731	22.898	26.812	21.555	1'36.996	216,9	12:15'26.313
21	25.704	22.817	26.833	21.409	1'36.763	216,9	12:17'03.076
22	26.640	23.534	27.457	29'10.837	30'28.468P	216,9	12:47'31.544
23	48.545	33.120	59.918	4'18.301	6'39.884CP	80,2	12:54'11.428
24	1'30.480	25.450	31.463	23.253	2'50.646P	166,2	12:57'02.074
25	25.898	24.216	29.102	21.629	1'40.845	206,5	12:58'42.919
26	25.705	22.945	27.282	22.862	1'38.794	216,9	13:00'21.713
27	25.435	22.826	26.759	21.233	1'36.253	216,9	13:01'57.966
28	25.487	22.934	26.763	22.949	1'38.133	216,0	13:03'36.099
29	26.483	24.115	27.767	21.485	1'39.850	210,9	13:05'15.949
30	25.479	22.781	26.837	21.305	1'36.402	216,0	13:06'52.351
31	25.331	22.652	26.865	21.178	1'36.026	216,9	13:08'28.377
32	25.540	22.820	27.032	4'04.909	5'20.301P	216,9	13:13'48.678
33	43.790	23.273	26.983	24.619	1'58.665P	216,4	13:15'47.343
34	45.938	49.928	29.428	22.051	2'27.345	209,7	13:18'14.688
35	25.309	22.852	26.731	22.814	1'37.706	216,9	13:19'52.394
36	31.197	26.315	32.401			177,0	

28 G. AMATI (1'35.496)

Lap	Seg.1	Seg.2	Seg.3	Seg.4	Lap Time	km/h	Local Time
							11:47'38.571
1	1'32.592	32.012	34.077	24.106	3'02.787P	149,0	11:50'41.358
2	29.052	24.702	32.027	22.244	1'48.025	176,5	11:52'29.383
3	26.267	23.227	27.106	21.680	1'38.280	216,0	11:54'07.663
4	25.824	22.981	26.972	21.490	1'37.267	216,0	11:55'44.930
5	25.561	22.973	26.949	21.438	1'36.921	215,1	11:57'21.851
6	25.780	22.949	26.845	21.288	1'36.862	216,0	11:58'58.713
7	25.638	22.860	27.132	21.442	1'37.072C	215,1	12:00'35.785
8	25.661	22.973	26.754	21.356	1'36.744	216,0	12:02'12.529
9	25.557	23.085	26.947	33.729	1'49.318P	216,9	12:04'01.847
10	4'47.261	23.894	27.099	21.500	5'59.754P	215,1	12:10'01.601
11	25.543	22.966	26.864	21.460	1'36.833	217,3	12:11'38.434
12	25.623	22.798	26.835	21.312	1'36.568	217,3	12:13'15.002
13	25.476	22.808	26.894	21.587	1'36.765	216,9	12:14'51.767
14	25.599	22.907	26.727	21.230	1'36.463	216,9	12:16'28.230
15	25.895	23.336	26.863	32.853	1'48.947P	216,0	12:18'17.177
16	5'55.526	23.184	27.826	5'56.350	12'42.886CP	214,3	12:31'00.063
17	2'43.473	23.529	27.240	21.476	3'55.718P	212,6	12:34'55.781
18	25.610	23.036	26.950	21.561	1'37.157	215,1	12:36'32.938
19	25.494	22.987	26.903	33.495	1'48.879CP	214,7	12:38'21.817
20	5'30.613	27.419	35.057	26.074	6'59.163P	147,3	12:45'20.980
21	27.772	24.167	27.458	21.883	1'41.280	210,5	12:47'02.260
22	25.250	22.784	26.706	21.209	1'35.949	214,3	12:48'38.209
23	38.699	47.342	58.802	42.136	3'06.979CP	80,2	12:51'45.188
24	6'07.161	23.212	27.381	21.411	7'19.165P	216,0	12:59'04.353
25	25.216	22.801	26.560	21.148	1'35.725	216,0	13:00'40.078
26	25.224	22.585	26.600	21.273	1'35.682	216,4	13:02'15.760
27	25.295	22.633	26.746	20.960	1'35.634C	216,0	13:03'51.394
28	25.281	22.600	26.936	33.907	1'48.724CP	216,0	13:05'40.118
29	4'48.136	22.879	27.042	21.170	5'59.227P	214,3	13:11'39.345
30	25.318	22.635	26.623	21.246	1'35.822	216,0	13:13'15.167
31	25.248	22.604	26.546	21.098	1'35.496	216,0	13:14'50.663
32	25.381	22.540	57.093			80,4	

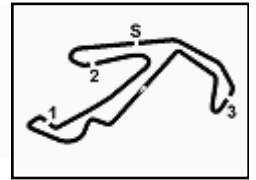
30 K. GAILLARD (1'36.731)

Lap	Seg.1	Seg.2	Seg.3	Seg.4	Lap Time	km/h	Local Time
							11:27'17.160
1	54.382	30.741	41.962	30.193	2'37.278P	109,6	11:29'54.438
2	30.996	30.426	33.512	24.134	1'59.068	184,9	11:31'53.506
3	28.881	28.104	29.714	25.295	1'51.994	210,5	11:33'45.500
4	33.807	33.779	44.208	7'01.888	8'53.682P	111,6	11:42'39.182
5	50.703	33.278	36.656	27.426	2'28.063P	171,2	11:45'07.245
6	30.964	27.725	27.921	22.575	1'49.185	211,4	11:46'56.430
7	25.987	23.432	27.186	22.062	1'38.667	215,1	11:48'35.097
8	25.955	23.185	27.070	21.900	1'38.110	216,0	11:50'13.207
9	25.894	23.115	26.981	21.917	1'37.907	215,1	11:51'51.114
10	25.864	23.064	27.015	22.023	1'37.966	216,9	11:53'29.080
11	25.752	22.898	27.098	21.879	1'37.627	215,1	11:55'06.707
12	25.748	23.102	27.038	5'28.013	6'43.901P	216,0	12:01'50.608
13	1'07.752	23.731	27.372	22.189	2'21.044P	211,4	12:04'11.652
14	25.835	23.044	26.973	21.726	1'37.578	216,0	12:05'49.230
15	25.803	22.964	27.087	21.841	1'37.695	216,0	12:07'26.925
16	25.551	22.814	26.888	21.682	1'36.935	217,7	12:09'03.860
17	25.726	22.960	27.498	23.801	1'39.985	216,9	12:10'43.845
18	25.714	22.915	27.422	40'53.354	42'09.405CP	216,9	12:52'53.250
19	4'49.739	33.222	34.327	30.832	6'28.120P	143,0	12:59'21.370
20	29.149	26.097	27.682	24.059	1'46.987	209,7	13:01'08.357
21	29.390	26.986	33.430	24.256	1'54.062	149,0	13:03'02.419
22	25.678	23.015	26.699	21.828	1'37.220	215,1	13:04'39.639
23	25.411	22.969	26.743	21.757	1'36.880	216,9	13:06'16.519
24	25.540	22.951	26.765	22.269	1'37.525	216,0	13:07'54.044
25	25.559	22.945	27.165	39.941	1'55.610P	215,1	13:09'49.654

25 L. CHELI (1'38.642)

Lap	Seg.1	Seg.2	Seg.3	Seg.4	Lap Time	km/h	Local Time
							11:44'07.307
1	3'14.851	31.587	33.593	29.575	4'49.606P	182,7	11:48'56.913
2	32.070	29.459	34.291	25.550	2'01.370	188,2	11:50'58.283
3	30.875	27.189	31.631	24.907	1'54.602	167,2	11:52'52.885
4	30.742	27.491	33.375	39.793	2'11.401P	162,4	11:55'04.286
5	9'43.563	34.394	41.371	29.832	11'29.160P	123,4	12:06'33.446
6	37.501	34.016	39.634	26.795	2'17.946	158,8	12:08'51.392
7	35.985	28.959	34.731	25.163	2'04.838	177,0	12:10'56.230
8	30.441	26.860	33.138	26.161	1'56.600	165,6	12:12'52.830
9	33.267	31.155	33.470	38.396	2'16.288P	208,9	12:15'09.118
10	5'48.966	27.426	31.699	23.405	7'11.496P	176,5	12:22'20

ACI Racing Weekend Misano, 9-10 Maggio 2026
Chronological Analysis Pre-Race Official Test 1



Misano Circuit Sic 58 4.226 m

26	2'41.928	23.854	27.201	21.727	3'54.710P	215,1	13:13'44.364
27	25.602	22.837	26.724	21.568	1'36.731	216,0	13:15'21.095
28	27.635	47.509	56.966			80,2	

33 N. SCHAAP (1'35.534)

Lap	Seg.1	Seg.2	Seg.3	Seg.4	Lap Time	km/h	Local Time
1	55.955	31.835	36.985	24.824	2'29.599P	95,3	11:27'05.023
2	34.104	26.920	32.248	23.245	1'56.517	165,1	11:31'31.139
3	27.733	30.164	32.360	6'31.343	8'01.600P	189,8	11:39'32.739
4	46.691	25.824	28.601	21.770	2'02.886P	191,8	11:41'35.625
5	25.849	23.167	27.299	21.481	1'37.796	215,1	11:43'13.421
6	25.432	23.013	27.381	21.572	1'37.398C	214,3	11:44'50.819
7	25.433	22.945	26.961	21.572	1'36.911C	215,1	11:46'27.730
8	25.511	23.068	27.087	3'59.595	5'15.261P	215,1	11:51'42.991
9	44.814	23.658	27.255	21.642	1'57.369P	213,4	11:53'40.360
10	25.459	22.998	26.935	21.326	1'36.718	214,3	11:55'17.078
11	25.462	23.036	26.894	21.220	1'36.612C	215,1	11:56'53.690
12	25.314	22.979	26.796	21.314	1'36.403	216,0	11:58'30.093
13	25.231	22.750	26.998	21.197	1'36.176	215,1	12:00'06.269
14	25.428	22.864	27.189	5'11.940	6'27.421P	215,1	12:06'33.690
15	45.475	23.574	27.046	21.501	1'57.596P	214,3	12:08'31.286
16	26.267	23.614	26.892	21.356	1'38.129	215,1	12:10'09.415
17	25.262	22.822	26.803	21.278	1'36.165	215,1	12:11'45.580
18	25.424	22.817	26.734	21.296	1'36.271C	215,6	12:13'21.851
19	25.435	23.156	30.024	41'38.163	42'56.778CP	205,7	12:56'18.629
20	48.955	29.943	33.036	24.307	2'16.241P	162,9	12:58'34.870
21	28.229	24.833	28.354	22.249	1'43.665	206,9	13:00'18.535
22	26.886	23.797	28.915	21.655	1'41.253	179,4	13:01'59.788
23	25.243	22.841	27.570	21.187	1'36.841	213,4	13:03'36.629
24	25.559	22.828	26.742	21.218	1'36.347	213,9	13:05'12.976
25	25.021	22.572	26.706	21.235	1'35.534	215,1	13:06'48.510
26	25.049	22.691	29.650	21.496	1'38.886	195,3	13:08'27.396
27	25.152	22.786	26.892	2'34.829	3'49.659P	216,0	13:12'17.055
28	46.074	25.491	30.502			211,8	

35 A. BRISTOT (1'35.740)

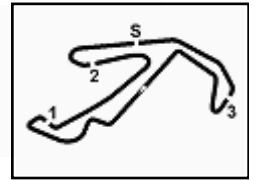
Lap	Seg.1	Seg.2	Seg.3	Seg.4	Lap Time	km/h	Local Time
1	1'00.095	32.595	39.339	27.426	2'39.455P	138,1	11:31'32.173
2	35.280	28.883	34.140	25.945	2'04.248	173,9	11:33'36.421
3	30.288	28.125	33.187	24.169	1'55.769	186,9	11:35'32.190
4	29.435	25.480	30.954	24.972	1'50.841	210,5	11:37'23.031
5	29.511	30.504	35.396	44.153	2'19.564P	165,9	11:39'42.595
6	9'44.888	30.434	34.277	25.217	11'14.816P	181,5	11:50'57.411
7	30.584	27.530	30.701	22.975	1'51.790	208,9	11:52'49.201
8	29.148	28.362	31.619	25.290	1'54.419	207,3	11:54'43.620
9	32.706	30.640	30.548	40.471	2'14.365P	210,5	11:56'57.985
10	3'01.383	28.273	32.520	24.000	4'26.176P	172,8	12:01'24.161
11	29.432	30.856	35.822	40.582	2'16.692P	180,9	12:03'40.853
12	5'39.189	29.368	29.683	22.769	7'01.009P	211,8	12:10'41.862
13	28.402	23.655	27.426	23.083	1'42.566	213,0	12:12'24.428
14	26.082	23.053	26.913	23.235	1'39.283C	216,9	12:14'03.711
15	25.450	22.874	27.011	21.449	1'36.784	216,9	12:15'40.495
16	25.261	22.652	26.797	21.364	1'36.074	216,9	12:17'16.569
17	25.282	22.773	26.797	21.354	1'36.206	216,0	12:18'52.775
18	25.638	24.362	29.748	35.279	1'55.027P	200,7	12:20'47.802
19	16'52.926	30.407	56.809	46.017	19'06.159CP	86,4	12:39'53.961
20	4'22.570	24.738	28.436	22.358	5'38.102P	211,4	12:45'32.063
21	25.712	22.960	26.809	24.528	1'40.009	216,9	12:47'12.072
22	25.300	22.645	26.625	32.324	1'46.894	217,3	12:48'58.966
23	44.159	47.324	59.620	53.176	3'24.279CP	80,3	12:52'23.245
24	4'23.356	23.346	27.160	27.278	5'41.140P	216,0	12:58'04.385
25	25.490	22.792	26.608	21.761	1'36.651	216,9	12:59'41.036
26	25.247	22.702	26.633	21.341	1'35.923C	218,2	13:01'16.959
27	25.132	22.644	26.644	21.919	1'36.339	217,7	13:02'53.298
28	25.204	22.576	26.547	21.413	1'35.740	217,7	13:04'29.038
29	25.788	22.794	26.858	21.308	1'36.748C	216,9	13:06'05.786
30	25.309	22.582	26.755	21.229	1'35.875	217,7	13:07'41.661
31	27.192	22.985	26.746	21.161	1'38.084	216,9	13:09'19.745
32	25.564	24.955	36.930	47.123	2'14.572P	154,1	13:11'34.317

32 G. QUARESMINI (1'35.504)

Lap	Seg.1	Seg.2	Seg.3	Seg.4	Lap Time	km/h	Local Time
1	2'22.661	28.335	30.574	24.977	3'46.547P	196,7	11:52'44.536
2	27.487	23.570	27.229	22.021	1'40.307	216,0	11:54'24.843
3	25.919	22.945	26.769	21.346	1'36.979	216,0	11:56'01.822
4	25.199	22.729	26.572	21.209	1'35.709	216,0	11:57'37.531
5	25.242	22.773	26.515	21.225	1'35.755	216,9	11:59'13.286
6	26.569	25.958	27.250	34.756	1'54.533CP	216,0	12:01'07.819
7	2'54.316	23.237	26.852	21.320	4'05.725P	216,0	12:05'13.544
8	25.333	22.697	26.631	21.379	1'36.040C	216,0	12:06'49.584
9	30.585	24.864	27.284	21.422	1'44.155	216,9	12:08'33.739
10	25.496	22.851	26.693	21.229	1'36.269	217,7	12:10'10.008
11	25.725	24.190	26.992	38.599	1'55.506P	216,0	12:12'05.514
12	4'59.562	23.258	26.771	21.414	6'11.005P	216,0	12:18'16.519
13	25.375	22.784	26.804	21.424	1'36.387	217,7	12:19'52.906
14	25.477	22.902	27.166	21.510	1'37.055C	215,1	12:21'29.961
15	25.386	22.964	26.714	21.561	1'36.625	217,7	12:23'06.586
16	25.439	22.756	26.846	21.633	1'36.674	217,3	12:24'43.260
17	27.284	29.699	31.854	13'39.483	15'08.320CP	177,0	12:39'51.580
18	5'38.828	23.536	27.121	21.511	6'50.996P	213,4	12:46'42.576
19	25.534	22.815	26.757	21.379	1'36.485	214,3	12:48'19.061
20	25.905	44.267	57.563	48.231	2'55.966CP	84,8	12:51'15.027
21	5'16.795	25.832	33.958	23.691	6'40.276P	202,2	12:57'55.303
22	27.430	23.798	28.992	23.767	1'43.987	214,3	12:59'39.290
23	25.246	22.722	26.494	21.273	1'35.735C	216,9	13:01'15.025
24	25.070	22.807	27.631	21.647	1'37.155	216,0	13:02'52.180
25	25.087	22.745	26.801	26.720	1'41.353	216,0	13:04'33.533
26	25.305	24.168	35.519	23.710	1'48.702	180,6	13:06'22.235
27	25.087	22.654	26.473	21.290	1'35.504	217,7	13:07'57.739
28	25.534	23.883	29.541	35.442	1'54.400CP	216,0	13:09'52.139
29	3'07.812	23.519	27.167			216,0	



ACI Racing Weekend Misano, 9-10 Maggio 2026
Chronological Analysis Pre-Race Official Test 1



Misano Circuit Sic 58 4.226 m

7 / 8

33	1'14.350	26.763	32.595		172,2			20	25.750	23.093	27.169	21.757	1'37.769C	216,0	13:00'35.413
21								21	25.640	23.137	27.112	21.723	1'37.612	216,0	13:02'13.025
22								22	25.578	23.087	27.032	21.292	1'36.989	214,3	13:03'50.014
23								23	25.589	22.971	27.093	21.561	1'37.214	214,3	13:05'27.228
24								24	25.524	22.762	27.231	21.532	1'37.049	214,3	13:07'04.277
25								25	25.731	22.926	27.224	21.553	1'37.434	215,1	13:08'41.711
26								26	25.670	22.941	27.105	21.312	1'37.028	215,1	13:10'18.739
27								27	25.892	22.972	27.147	45.142	2'01.153P	215,1	13:12'19.892
28								28	3'09.046	32.960	56.517			92,4	

50 F. FENICI (1'38.502)

Lap	Seg.1	Seg.2	Seg.3	Seg.4	Lap Time	km/h	Local Time
							11:23'53.402
1	59.267	32.438	34.270	25.925	2'31.900P	183,7	11:26'25.302
2	30.034	26.072	34.549	24.348	1'55.003	171,4	11:28'20.305
3	29.315	28.761	30.932	7'14.634	8'43.642P	196,0	11:37'03.947
4	51.332	26.981	31.841	25.771	2'15.925P	180,6	11:39'19.872
5	29.617	27.644	31.761	23.654	1'52.676	211,8	11:41'12.548
6	28.547	24.994	31.095	24.760	1'49.396	211,4	11:43'01.944
7	31.560	28.775	32.178	4'15.778	5'48.291P	180,9	11:48'50.235
8	45.627	27.080	33.562	23.180	2'09.449P	146,1	11:50'59.684
9	28.303	25.002	28.521	22.589	1'44.415	213,4	11:52'44.099
10	26.597	23.632	27.705	22.543	1'40.477	214,7	11:54'24.576
11	26.720	23.466	27.257	22.317	1'39.760	215,1	11:56'04.336
12	27.000	23.524	27.443	22.186	1'40.153	214,3	11:57'44.489
13	26.176	23.394	27.635	22.390	1'39.595	216,0	11:59'24.084
14	25.996	23.172	27.300	22.176	1'38.644C	215,1	12:01'02.728
15	26.110	23.469	27.421	3'38.994	4'55.994P	215,1	12:05'58.722
16	44.386	24.103	28.430	22.587	1'59.506P	213,9	12:07'58.228
17	26.276	23.523	27.807	22.320	1'39.926	215,1	12:09'38.154
18	26.257	23.739	27.960	22.387	1'40.343	214,3	12:11'18.497
19	26.132	23.451	27.335	22.068	1'38.986	215,1	12:12'57.483
20	26.133	23.354	27.443	22.269	1'39.199	215,1	12:14'36.682
21	26.133	23.210	28.117	7'17.790	8'35.250P	212,6	12:23'11.932
22	43.832	24.471	29.368	10'57.276	12'34.947P	215,6	12:35'46.879
23	44.326	25.581	29.817	23.464	2'03.188P	195,3	12:37'50.067
24	27.485	24.814	31.616	3'55.924	5'19.839P	214,7	12:43'09.906
25	52.968	28.895	29.667	23.191	2'14.721P	207,3	12:45'24.627
26	27.123	23.963	27.695	24.699	1'43.480	215,1	12:47'08.107
27	26.168	23.356	27.421	27.081	1'44.026	215,1	12:48'52.133
28	44.114	49.223	58.618	3'30.280	6'02.235CP	80,4	12:54'54.368
29	57.644	30.543	32.038	25.193	2'25.418P	186,9	12:57'19.786
30	28.701	25.602	31.529	23.223	1'49.055	159,3	12:59'08.841
31	27.023	24.140	27.756	22.430	1'41.349	216,0	13:00'50.190
32	26.299	23.246	27.703	24.146	1'41.394	212,6	13:02'31.584
33	26.519	23.610	28.204	4'02.951	5'21.284P	216,0	13:07'52.868
34	43.570	24.011	28.248	22.673	1'58.502P	215,1	13:09'51.370
35	26.348	23.479	29.419	22.422	1'41.668	216,0	13:11'33.038
36	26.144	23.635	27.708	22.280	1'39.767	216,9	13:13'12.805
37	26.061	23.375	28.850	22.050	1'40.336	186,5	13:14'53.141
38	25.839	23.878	58.440	38.199	2'26.356	80,5	13:17'19.497
39	31.638	24.511	27.875	22.320	1'46.344	216,9	13:19'05.841
40	26.112	23.212	27.407	21.771	1'38.502	216,9	13:20'44.343

56 C. BRUSA (1'36.980)

Lap	Seg.1	Seg.2	Seg.3	Seg.4	Lap Time	km/h	Local Time
							11:48'54.485
1	2'35.491	28.718	30.475	23.814	3'58.498P	203,4	11:52'52.983
2	27.830	25.271	27.871	23.322	1'44.294	212,6	11:54'37.277
3	26.682	23.481	27.354	22.208	1'39.725	216,0	11:56'17.002
4	26.226	23.371	27.326	21.950	1'38.873	214,3	11:57'55.875
5	26.012	23.369	27.309	21.856	1'38.546C	215,1	11:59'34.421
6	26.083	23.142	27.067	21.850	1'38.142	215,1	12:01'12.563
7	26.273	23.248	27.106	21.687	1'38.314	215,1	12:02'50.877
8	25.767	23.080	27.184	21.793	1'37.824C	215,1	12:04'28.701
9	26.076	23.110	28.774	38.921	1'56.881P	215,1	12:06'25.582
10	3'58.928	23.765	29.960	22.461	5'15.114P	213,4	12:11'40.696
11	26.674	23.176	27.261	21.873	1'38.984C	214,3	12:13'19.680
12	25.847	23.191	27.036	21.892	1'37.966	216,9	12:14'57.646
13	26.309	23.502	27.233	21.879	1'38.923C	216,0	12:16'36.569
14	26.250	23.015	27.180	21.691	1'38.136	216,0	12:18'14.705
15	25.964	23.186	27.358	22.585	1'39.093	214,3	12:19'53.798
16	26.011	23.097	27.191	21.879	1'38.178C	216,0	12:21'31.976
17	25.979	23.121	27.188	21.827	1'38.115	216,0	12:23'10.091
18	28.726	24.041	28.779	35.178	1'56.724P	216,4	12:25'06.815
19	11'34.702	23.862	27.826	22.114	12'48.504CP	212,6	12:37'55.319
20	27.702	25.091	29.519	5'51.553	7'13.865P	213,0	12:45'09.184
21	45.377	24.633	33.549	23.377	2'06.936P	120,0	12:47'16.120
22	27.282	23.473	27.262	32.490	1'50.507	215,1	12:49'06.627
23	46.498	46.913	52.688	52.915	3'19.014CP	75,6	12:52'25.641
24	6'01.852	28.386	31.231	24.023	7'25.492P	200,0	12:59'51.133
25	27.788	23.975	27.697	22.057	1'41.517	212,2	13:01'32.650
26	26.235	23.085	27.068	21.616	1'38.004	214,7	13:03'10.654
27	25.858	23.023	26.956	21.670	1'37.507	215,1	13:04'48.161
28	25.972	22.871	26.856	21.461	1'36.980	215,1	13:06'25.141
29	25.661	22.888	27.138	35.820	1'51.507CP	216,0	13:08'16.648
30	10'48.468	25.314	29.802			212,2	

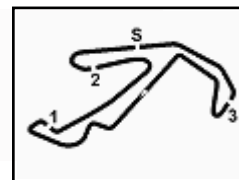
67 A. DE GIACOMI (1'37.591)

Lap	Seg.1	Seg.2	Seg.3	Seg.4	Lap Time	km/h	Local Time
							12:05'02.247
1	55.426	36.500	40.187	29.932	2'42.045P	104,2	12:07'44.292
2	32.905	30.504	34.801	25.142	2'03.352	151,3	12:09'47.644
3	29.273	28.582	35.854	5'30.519	7'04.228P	163,4	12:16'51.872
4	47.613	27.947	32.375	24.157	2'12.092P	184,0	12:19'03.964
5	29.733	27.769	28.930	22.656	1'49.088	211,4	12:20'53.052
6	26.445	23.475	27.303	21.830	1'39.053	215,6	12:22'32.105
7	26.132	23.311	27.449	21.799	1'38.691	215,1	12:24'10.796
8	25.875	23.265	35.184	7'33.079	8'57.403P	173,4	12:33'08.199
9	45.911	25.745	28.011	22.557	2'02.224P	211,4	12:35'10.423
10	26.079	23.377	27.250	21.864	1'38.570	214,3	12:36'48.993
11	25.956	23.248	28.692	4'52.265	6'10.161CP	215,1	12:42'59.154
12	51.233	24.142	27.994	23.924	2'07.293P	211,8	12:45'06.447
13	26.074	23.245	27.210	21.750	1'38.279	215,1	12:46'44.726
14	25.882	23.142	27.233	21.582	1'37.839	214,7	12:48'22.565
15	28.816	46.665	58.903	4'31.635	6'46.019P	80,4	12:55'08.584
16	48.693	32.411	31.250	24.028	2'16.382P	199,3	12:57'24.966
17	26.527	23.651	28.544	22.025	1'40.747	211,4	12:59'05.713
18	26.083	23.261	27.116	21.790	1'38.250C	216,0	13:00'43.963
19	26.041	23.174	27.097	21.885	1'38.197	216,0	13:02'22.160
20	26.041	23.178	27.171	22.606	1'38.996	215,1	13:04'01.156
21	25.729	22.826	27.009	21.610	1'37.174C	216,0	13:05'38.330

54 S. STEFANELLI (1'36.989)

Lap	Seg.1	Seg.2	Seg.3	Seg.4	Lap Time	km/h	Local Time
							11:25'11.186
1	1'09.110	31.619	34.627	28.943	2'44.299P	178,8	11:27'55.485
2	31.792	26.932	30.801	26.807	1'56.332	206,5	11:29'51.817
3	27.422	24.337	27.960	24.785	1'44.504	212,2	11:31'36.321
4	26.240	23.648	27.492	22.254	1'39.634	215,1	11:33'15.955
5	26.371	23.568	27.188	22.117	1'39.244C	215,1	11:34'55.199
6	25.979	23.222	27.193	22.226	1'38.620	215,6	11:36'33.819
7	26.089	23.322	27.460	21.729	1'38.600	213,4	11:38'12.419
8	25.907	23.330	27.367	21.788	1'38.392	216,0	11:39'50.811
9	25.811	23.358	27.344	48.195	2'04.708P	215,1	11:41'55.519
10	7'33.936	24.233	27.532				

ACI Racing Weekend Misano, 9-10 Maggio 2026
Chronological Analysis Pre-Race Official Test 1



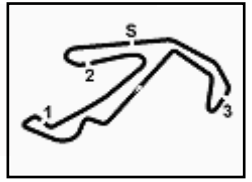
Misano Circuit Sic 58 4.226 m

22	25.824	22.956	27.074	21.737	1'37.591	216,0	13:07'15.921	30	26.324	23.235	27.344	22.040	1'38.943C	215,1	13:02'49.205
23	25.968	23.151	27.104	21.474	1'37.697	216,0	13:08'53.618	31	26.307	23.490	27.269	21.921	1'38.987	214,3	13:04'28.192
24	25.748	23.045	27.447	22.252	1'38.492	218,6	13:10'32.110	32	26.206	23.659	27.426	22.086	1'39.377	216,0	13:06'07.569
25	25.964	23.063	27.117	21.657	1'37.801	216,0	13:12'09.911	33	26.145	23.343	27.241	21.990	1'38.719	215,1	13:07'46.288
26	25.764	23.003	27.728			216,0		34	30.692	30.339	36.130			193,9	

75 A. GALLI (1'37.512)								88 A. GIRONDI (1'37.642)							
Lap	Seg.1	Seg.2	Seg.3	Seg.4	Lap Time	km/h	Local Time	Lap	Seg.1	Seg.2	Seg.3	Seg.4	Lap Time	km/h	Local Time
							12:04'50.523								11:20'25.129
1	57.566	36.025	46.171	26.695	2'46.457P	117,1	12:07'36.980	1	58.034	31.777	34.418	24.163	2'28.392P	210,5	11:22'53.521
2	27.755	24.657	29.372	23.216	1'45.000	207,3	12:09'21.980	2	27.790	25.220	29.765	22.295	1'45.070	213,4	11:24'38.591
3	26.520	23.351	27.708	22.224	1'39.803	215,1	12:11'01.783	3	26.570	23.661	29.256	22.299	1'41.786	214,3	11:26'20.377
4	25.913	23.371	27.348	21.760	1'38.392	215,1	12:12'40.175	4	26.034	23.436	27.583	21.739	1'38.792	216,0	11:27'59.169
5	26.136	23.066	27.775	21.737	1'38.714	214,3	12:14'18.889	5	26.432	23.411	27.771	22.055	1'39.669	216,0	11:29'38.838
6	28.477	24.449	27.932	3'23.941	4'44.799P	213,4	12:19'03.688	6	26.486	23.364	27.742	21.892	1'39.484	214,3	11:31'18.322
7	44.746	25.979	28.159	22.199	2'01.083P	197,4	12:21'04.771	7	26.105	23.263	27.809	21.909	1'39.086	216,9	11:32'57.408
8	27.084	25.962	27.843	21.507	1'42.396	211,8	12:22'47.167	8	25.941	23.314	27.375	21.830	1'38.460	216,9	11:34'56.868
9	25.771	23.180	27.187	21.616	1'37.754C	214,3	12:24'24.921	9	25.996	23.237	27.685	21.891	1'38.809	216,0	11:36'14.677
10	25.759	23.057	34.678	8'00.964	9'24.458P	162,4	12:33'49.379	10	26.098	23.195	27.413	21.491	1'38.197	216,9	11:37'52.874
11	57.214	37.436	33.627	41.403	2'49.680P	174,8	12:36'39.059	11	25.984	23.112	27.309	21.731	1'38.136	216,9	11:39'31.010
12	54.029	29.267	38.687	5'05.235	7'07.218P	138,1	12:43'46.277	12	25.875	23.318	27.597	21.634	1'38.424	216,9	11:41'09.434
13	43.835	26.635	31.024	22.529	2'04.023P	200,4	12:45'50.300	13	25.828	23.490	28.015	21.925	1'39.258	216,9	11:42'48.692
14	26.106	23.462	27.405	21.957	1'38.930	215,1	12:47'29.230	14	36.750	23.771	27.566	22.000	1'50.087C	216,0	11:44'38.779
15	25.562	22.951	30.562	47.315	2'06.390	197,4	12:49'35.620	15	26.144	23.458	27.610	22.189	1'39.401	216,9	11:46'18.180
16	51.265	49.369	1'00.559	3'07.186	5'48.379P	80,3	12:55'23.999	16	25.915	23.485	27.365	21.949	1'38.745	216,9	11:47'56.925
17	44.102	28.816	31.898	23.042	2'07.858P	168,8	12:57'31.857	17	25.971	23.154	27.411	21.981	1'38.517	217,7	11:49'35.442
18	26.111	23.989	30.263	22.875	1'43.238	213,0	12:59'15.095	18	26.191	23.237	27.360	21.941	1'38.729C	218,6	11:51'14.171
19	25.979	23.120	26.924	21.549	1'37.572	216,0	13:00'52.667	19	25.960	23.434	27.458	22.220	1'39.072	218,6	11:52'53.243
20	25.981	22.934	27.074	21.666	1'37.655	215,1	13:02'30.322	20	26.021	23.261	27.394	21.813	1'38.489	217,7	11:54'31.732
21	25.682	23.099	27.354	21.445	1'37.580	214,3	13:04'07.902	21	25.757	23.197	27.125	21.898	1'37.977C	216,9	11:56'09.709
22	26.186	23.015	27.210	21.816	1'38.227	215,1	13:05'46.129	22	25.805	23.468	27.096	21.682	1'38.051	216,9	11:57'47.760
23	25.966	22.826	27.127	21.632	1'37.551C	216,0	13:07'23.680	23	25.551	23.142	27.104	22.017	1'37.814	216,9	11:59'25.574
24	25.938	23.045	26.858	21.671	1'37.512	215,1	13:09'01.192	24	26.114	23.269	27.066	21.940	1'38.389	217,7	12:01'03.963
25	26.166	23.616	27.676	3'52.273	5'09.731P	214,7	13:14'10.923	25	36.308	28.423	27.753	3'19.966	4'52.450P	216,0	12:05'56.413
26	43.517	24.066	34.809			214,3		26	43.534	25.862	27.576	21.907	1'58.879P	216,0	12:07'55.292
								27	25.989	23.049	27.201	21.820	1'38.059	216,9	12:09'33.351
								28	25.932	23.244	27.246	21.731	1'38.153	217,7	12:11'11.504
								29	25.987	23.362	27.106	55'04.888	56'21.343P	218,2	13:07'32.847
								30	57.714	34.964	33.212	25.735	2'31.625P	163,9	13:10'04.472
								31	28.625	26.557	28.091	22.146	1'45.419	213,0	13:11'49.891
								32	25.784	23.441	27.341	21.852	1'38.418C	215,1	13:13'28.309
								33	25.792	23.233	27.117	21.805	1'37.947	216,0	13:15'06.256
								34	25.716	34.028	59.402	34.379	2'33.525	79,9	13:17'39.781
								35	25.882	23.356	27.186	21.949	1'38.373	215,1	13:19'18.154
								36	25.670	23.146	27.118	21.708	1'37.642	216,0	13:20'55.796

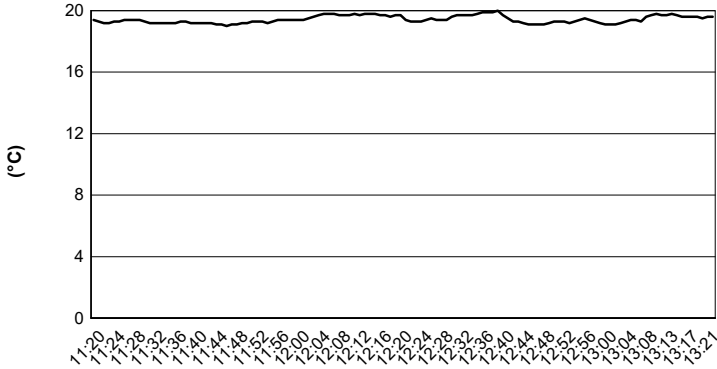
80 L. MOWLE (1'38.621)							
Lap	Seg.1	Seg.2	Seg.3	Seg.4	Lap Time	km/h	Local Time
							11:23'55.688
1	58.818	32.557	33.403	26.231	2'31.009P	205,3	11:26'26.697
2	30.112	25.563	31.757	24.140	1'51.572	183,4	11:28'18.269
3	28.139	24.229	28.246	22.805	1'43.419	211,4	11:30'01.688
4	26.992	23.605	27.731	22.452	1'40.780	214,3	11:31'42.468
5	26.409	23.279	28.532	22.400	1'40.620	215,1	11:33'23.088
6	45.708	25.131	29.250	22.674	2'02.763C	209,7	11:35'25.851
7	26.379	23.498	27.922	22.341	1'40.140C	215,1	11:37'05.991
8	26.373	24.530	27.451	22.157	1'40.511	214,7	11:38'46.502
9	26.218	23.318	27.519	21.860	1'38.915	214,7	11:40'25.417
10	26.231	23.457	27.395	22.230	1'39.313C	216,0	11:42'04.730
11	26.255	23.366	27.354	21.979	1'38.954C	215,1	11:43'43.684
12	26.449	23.506	28.594	23'06.974	24'25.523P	214,3	12:08'09.207
13	48.074	26.562	27.887	22.642	2'05.165P	213,4	12:10'14.372
14	26.613	23.345	27.345	22.176	1'39.479	214,3	12:11'53.851
15	26.780	23.303	27.756	22.174	1'40.013	212,6	12:13'33.864
16	26.214	23.326	27.246	22.095	1'38.881	215,1	12:15'12.745
17	26.032	23.352	27.309	21.928	1'38.621	215,1	12:16'51.366
18	26.144	23.377	27.392	22.089	1'39.002	213,4	12:18'30.368
19	27.549	24.468	28.475	3'43.324	5'03.816P	214,3	12:23'34.184
20	50.036	35.080	42.153	8'46.398	10'53.667P	158,4	12:34'27.851
21	45.924	25.436	28.990	24.834	2'05.184P	212,6	12:36'33.035
22	29.545	25.038	30.123	5'15.195	6'39.901P	213,0	12:43'12.936
23	52.814	25.605	29.168	23.133	2'10.720P	212,2	12:45'23.656
24	27.647	23.703	27.559	22.426	1'41.335	215,1	12:47'04.991
25	26.477	23.476	27.409	22.100	1'39.462	214,7	12:48'44.453
26	48.138	52.315	58.187	4'15.890	6'54.530P	85,6	12:55'38.983
27	53.756	25.566	29.805	22.779	2'11.906P	212,6	12:57'50.889
28	26.687	23.315	27.634	22.263	1'39.899	213,4	12:59'30.788
29	26.362	23.286	27.303	22.523	1'39.474	215,1	13:01'10.262



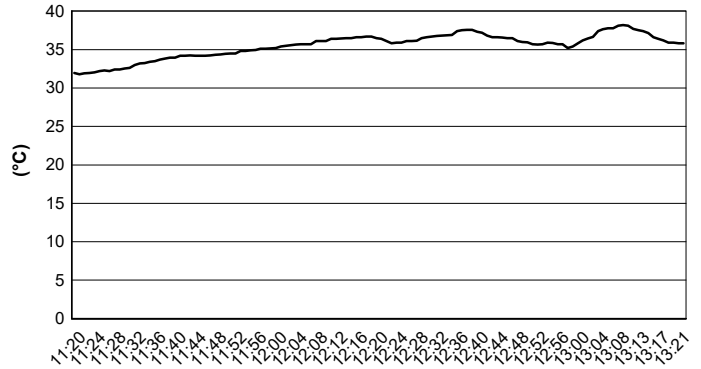


Misano Circuit Sic 58 4.226 m


Air Temperature



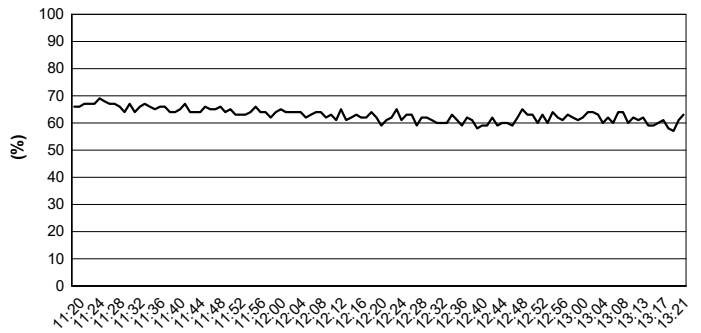
Track Temperature



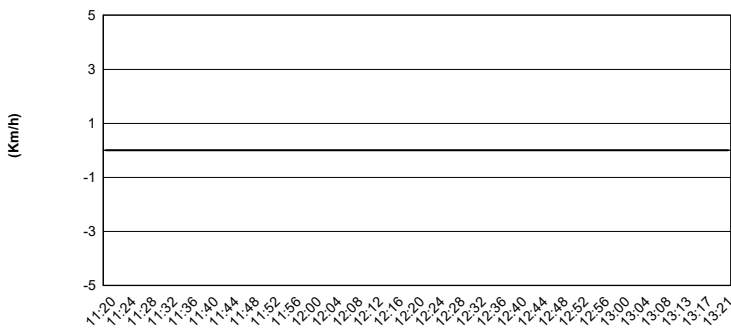
Air Pressure



Humidity



Wind Speed



Wind Direction

