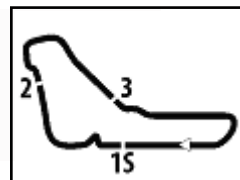


**ACI Racing Weekend Monza, 20-21 Giugno 2026**

**Results Race 2**

Laps 17 = 98,481 km - Avg 169,280 km/h - Race Time 34'54.354



Autodromo Monza 5.793 m

No.	Driver	Nat	Entrant	Team	Car	Class	Laps	Time	Gap	Rel.	Fastest Lap
1	<b>35 BRISTOT</b> Andrea	ITA	Dinamic Motorsport	Dinamic Motorsport	Porsche 911 GT3 CUP 9	R	17	34'54.354		13	<b>1'48.659</b>
2	<b>15 FESTANTE</b> Aldo	ITA	Target	Target	Porsche 911 GT3 CUP 9		17	34'56.305	<b>1.951</b>	<b>1.951</b>	5 1'49.404
3	<b>32 QUARESMINI</b> Gianmarco	ITA	Prima Ghinzani Motorsport	Prima Ghinzani Motorsport	Porsche 911 GT3 CUP 9		17	34'57.222	<b>2.868</b>	<b>0.917</b>	13 1'49.441
4	<b>20 HAUGHTON</b> Harley	GBR	Enrico Fulgenzi Racing	Enrico Fulgenzi Racing	Porsche 911 GT3 CUP 9	R	17	34'57.604	<b>3.250</b>	<b>0.382</b>	6 1'49.493
5	<b>24 FANT</b> Filippo	ITA	Target	Target	Porsche 911 GT3 CUP 9		17	34'59.099	<b>4.745</b>	<b>1.495</b>	11 1'49.663
6	<b>19 D'AMICO</b> Andrea	ITA	Dinamic Motorsport	Dinamic Motorsport	Porsche 911 GT3 CUP 9	R	17	34'59.864	<b>5.510</b>	<b>0.765</b>	9 1'49.796
7	<b>3 CERQUI</b> Alberto	ITA	Ebimotors	Ebimotors	Porsche 911 GT3 CUP 9		17	34'59.904	<b>5.550</b>	<b>0.040</b>	11 1'49.568
8P	<b>10 ZENDELI</b> Lirim	DEU	BeDriver	BeDriver	Porsche 911 GT3 CUP 9		17	35'00.203	<b>5.849</b>	<b>0.299</b>	12 1'49.346
9	<b>12 MARTINEZ</b> Luciano	ARG	Ombra Racing	Ombra Racing	Porsche 911 GT3 CUP 9		17	35'00.866	<b>6.512</b>	<b>0.663</b>	10 1'50.177
10P	<b>8 DELLI GUANTI</b> Pietro	ITA	Team Q8 Hi-Perform	Team Q8 Hi-Perform	Porsche 911 GT3 CUP 9		17	35'01.218	<b>6.864</b>	<b>0.352</b>	12 1'49.512
11	<b>56 BRUSA</b> Cesare	ITA	Prima Ghinzani Motorsport	Prima Ghinzani Motorsport	Porsche 911 GT3 CUP 9	MC	17	35'02.816	<b>8.462</b>	<b>1.598</b>	10 1'50.284
12	<b>28 AMATI</b> Giorgio	ITA	Prima Ghinzani Motorsport	Prima Ghinzani Motorsport	Porsche 911 GT3 CUP 9		17	35'02.948	<b>8.594</b>	<b>0.132</b>	8 1'49.742
13P	<b>7 BUTTI</b> Marco	ITA	The Driving Experiences	The Driving Experiences	Porsche 911 GT3 CUP 9	R	17	35'03.056	<b>8.702</b>	<b>0.108</b>	12 1'49.737
14	<b>88 GIRONDI</b> Andrea	ITA	Enrico Fulgenzi Racing	Enrico Fulgenzi Racing	Porsche 911 GT3 CUP 9	MC	17	35'03.156	<b>8.802</b>	<b>0.100</b>	10 1'50.262
15	<b>17 BERTA</b> Benjamin	HUN	Malucelli Motorsport	Malucelli Motorsport Esseracing	Porsche 911 GT3 CUP 9	R	17	35'03.394	<b>9.040</b>	<b>0.238</b>	11 1'50.480
16	<b>25 CHELI</b> Lorenzo	SMR	Dinamic Motorsport	Dinamic Motorsport	Porsche 911 GT3 CUP 9		17	35'03.751	<b>9.397</b>	<b>0.357</b>	9 1'50.570
17	<b>67 DE GIACOMI</b> Alex	ITA	Ebimotors	Ebimotors	Porsche 911 GT3 CUP 9	MC	17	35'05.146	<b>10.792</b>	<b>1.395</b>	8 1'50.912
18	<b>50 FENICI</b> Francesco Maria	ITA	The Driving Experiences	The Driving Experiences	Porsche 911 GT3 CUP 9	MC	17	35'05.618	<b>11.264</b>	<b>0.472</b>	8 1'51.199
19	<b>30 GAILLARD</b> Karen	CHE	Ombra Racing	Ombra Racing	Porsche 911 GT3 CUP 9	R	17	35'06.066	<b>11.712</b>	<b>0.448</b>	10 1'50.414
20	<b>80 MOWLE</b> Lee	GBR	BeDriver	BeDriver	Porsche 911 GT3 CUP 9	MC	17	35'07.916	<b>13.562</b>	<b>1.850</b>	12 1'51.541
21P	<b>54 STEFANELLI</b> Stefano	ITA	Malucelli Motorsport	Malucelli Motorsport Esseracing	Porsche 911 GT3 CUP 9	MC	17	35'10.493	<b>16.139</b>	<b>2.577</b>	9 1'50.286
22P	<b>33 SCHAAP</b> Nathan	NLD	Ombra Racing	Ombra Racing	Porsche 911 GT3 CUP 9		17	35'12.089	<b>17.735</b>	<b>1.596</b>	9 1'50.078
23P	<b>75 GALLI</b> Andrea	ITA	Ebimotors	Ebimotors	Porsche 911 GT3 CUP 9	MC	17	35'28.416	<b>34.062</b>	<b>16.327</b>	12 1'50.366
24	<b>21 BERTONELLI</b> Diego	ITA	BeDriver	BeDriver	Porsche 911 GT3 CUP 9		17	36'13.649	<b>1'19.295</b>	<b>45.233</b>	11 1'49.153
25	<b>11 VOISIN</b> Callum	GBR	Ombra Racing	Ombra Racing	Porsche 911 GT3 CUP 9	R	16	33'06.071	<b>1 Lap</b>	<b>1 Lap</b>	10 1'49.413
26	<b>31 BERTUCA</b> Cristian	ITA	Omnia Motorsport	Omnia Motorsport	Porsche 911 GT3 CUP 9	R	16	33'06.103	<b>1 Lap</b>	<b>0.032</b>	9 1'49.419
27	<b>18 MEZZETTI</b> William	ITA	Dinamic Motorsport	Dinamic Motorsport	Porsche 911 GT3 CUP 9		12	22'10.866	<b>5 Laps</b>	<b>4 Laps</b>	9 1'49.663
28	<b>4 DE PRENTER</b> Paul	NLD	The Driving Experiences	The Driving Experiences	Porsche 911 GT3 CUP 9	R	12	22'20.687	<b>5 Laps</b>	<b>9.821</b>	10 1'49.611
----- Not Classified -----											
RETP	<b>14 VAN SOELEN</b> Senna	NLD	Target	Target	Porsche 911 GT3 CUP 9	R	4	7'35.956	<b>13 Laps</b>		4 1'49.501
RET	<b>49 FULGENZI</b> Enrico	UAE	Enrico Fulgenzi Racing	Enrico Fulgenzi Racing	Porsche 911 GT3 CUP 9		4	7'55.785	<b>13 Laps</b>		2 1'50.473
RET	<b>22 QUINTIERI</b> Ermanno	ITA	Omnia Motorsport	Omnia Motorsport	Porsche 911 GT3 CUP 9	R	1	4'32.527	<b>16 Laps</b>		

Starting: 31 Classified: 28 Not Classified: 0 Retired: 3 Not Started: 0  
Fastest Lap N. 13 No. 35 Andrea Bristot Time 1'48.659 Avg. 191,929 Km/h

Humidity:	49%	Air	33°C
Condition:	DRY	Track	50°C

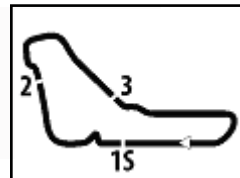
**Penalty and Infringement**

11.38	<b>14 S. VAN SOELEN</b>	#14 Time Penalty 10 sec - Stewards dec. n. 12
11.48	<b>10 L. ZENDELI</b>	#10 Time Penalty 5 sec - Stewards dec. n. 13
11.58	<b>31 C. BERTUCA</b>	Incident involving #31 under investigation - Turn 4
11.58	<b>18 W. MEZZETTI</b>	Incident involving #18 under investigation - Turn 4
17.10	<b>8 P. DELLI GUANTI</b>	#8 Time Penalty 5 sec - Stewards dec. n. 16
17.10	<b>33 N. SCHAAP</b>	#33 Time Penalty 10 sec - Stewards dec. n. 17
17.11	<b>54 S. STEFANELLI</b>	#54 Time Penalty 5 sec - Stewards dec. n. 18
17.11	<b>75 A. GALLI</b>	#75 Time Penalty 10 sec - Stewards dec. n. 19
17.11	<b>7 M. BUTTI</b>	#7 Time Penalty 5 sec - Stewards dec. n. 20

Stewards : Paolo Longoni Paolo Marcenaro Salvatore Perricone

Start 11:33 End 12:09  
21/06/2026





Autodromo Monza 5.793 m

## ACI Racing Weekend Monza, 20-21 Giugno 2026

### Results by Class Race 2

#### Michelin Cup

Laps 17 = 98,481 km - Avg 168,598 km/h - Race Time 35'02.816

No.	Driver	Nat	Entrant	Team	Car	Laps	Time	Gap	Rel.	Fastest Lap	
1	<b>56 BRUSA</b> Cesare	ITA	Prima Ghinzani Motorsport	Prima Ghinzani Motorsport	Porsche 911 GT3 CUP 9	17	35'02.816		10	1'50.284	
2	<b>88 GIRONDI</b> Andrea	ITA	Enrico Fulgenzi Racing	Enrico Fulgenzi Racing	Porsche 911 GT3 CUP 9	17	35'03.156	<b>0.340</b>	<b>0.340</b>	10	<b>1'50.262</b>
3	<b>67 DE GIACOMI</b> Alex	ITA	Ebimotors	Ebimotors	Porsche 911 GT3 CUP 9	17	35'05.146	<b>2.330</b>	<b>1.990</b>	8	1'50.912
4	<b>50 FENICI</b> Francesco Maria	ITA	The Driving Experiences	The Driving Experiences	Porsche 911 GT3 CUP 9	17	35'05.618	<b>2.802</b>	<b>0.472</b>	8	1'51.199
5	<b>80 MOWLE</b> Lee	GBR	BeDriver	BeDriver	Porsche 911 GT3 CUP 9	17	35'07.916	<b>5.100</b>	<b>2.298</b>	12	1'51.541
6P	<b>54 STEFANELLI</b> Stefano	ITA	Malucelli Motorsport	Malucelli Motorsport Esseracing	Porsche 911 GT3 CUP 9	17	35'10.493	<b>7.677</b>	<b>2.577</b>	9	1'50.286
7P	<b>75 GALLI</b> Andrea	ITA	Ebimotors	Ebimotors	Porsche 911 GT3 CUP 9	17	35'28.416	<b>25.600</b>	<b>17.923</b>	12	1'50.366

Starting: 7 Classified: 7 Not Classified: 0 Retired: 0 Not Started: 0

Fastest Lap N. 10 No. 88 Andrea Gironi Time 1'50.262 Avg. 189,139 Km/h

#### Rookie

Laps 17 = 98,481 km - Avg 169,280 km/h - Race Time 34'54.354

No.	Driver	Nat	Entrant	Team	Car	Laps	Time	Gap	Rel.	Fastest Lap	
1	<b>35 BRISTOT</b> Andrea	ITA	Dinamic Motorsport	Dinamic Motorsport	Porsche 911 GT3 CUP 9	17	34'54.354		13	<b>1'48.659</b>	
2	<b>20 HAUGHTON</b> Harley	GBR	Enrico Fulgenzi Racing	Enrico Fulgenzi Racing	Porsche 911 GT3 CUP 9	17	34'57.604	<b>3.250</b>	<b>3.250</b>	6	1'49.493
3	<b>19 D'AMICO</b> Andrea	ITA	Dinamic Motorsport	Dinamic Motorsport	Porsche 911 GT3 CUP 9	17	34'59.864	<b>5.510</b>	<b>2.260</b>	9	1'49.796
4P	<b>7 BUTTI</b> Marco	ITA	The Driving Experiences	The Driving Experiences	Porsche 911 GT3 CUP 9	17	35'03.056	<b>8.702</b>	<b>3.192</b>	12	1'49.737
5	<b>17 BERTA</b> Benjamin	HUN	Malucelli Motorsport	Malucelli Motorsport Esseracing	Porsche 911 GT3 CUP 9	17	35'03.394	<b>9.040</b>	<b>0.338</b>	11	1'50.480
6	<b>30 GAILLARD</b> Karen	CHE	Ombra Racing	Ombra Racing	Porsche 911 GT3 CUP 9	17	35'06.066	<b>11.712</b>	<b>2.672</b>	10	1'50.414
7	<b>11 VOISIN</b> Callum	GBR	Ombra Racing	Ombra Racing	Porsche 911 GT3 CUP 9	16	33'06.071	<b>1 Lap</b>	<b>1 Lap</b>	10	1'49.413
8	<b>31 BERTUCA</b> Cristian	ITA	Omnia Motorsport	Omnia Motorsport	Porsche 911 GT3 CUP 9	16	33'06.103	<b>1 Lap</b>	<b>0.032</b>	9	1'49.419
9	<b>4 DE PRENTER</b> Paul	NLD	The Driving Experiences	The Driving Experiences	Porsche 911 GT3 CUP 9	12	22'20.687	<b>5 Laps</b>	<b>4 Laps</b>	10	1'49.611
----- Not Classified -----											
RETP	<b>14 VAN SOELEN</b> Senna	NLD	Target	Target	Porsche 911 GT3 CUP 9	4	7'35.956	<b>13 Laps</b>		4	1'49.501
RET	<b>22 QUINTIERI</b> Ermanno	ITA	Omnia Motorsport	Omnia Motorsport	Porsche 911 GT3 CUP 9	1	4'32.527	<b>16 Laps</b>			

Starting: 11 Classified: 9 Not Classified: 0 Retired: 2 Not Started: 0

Fastest Lap N. 13 No. 35 Andrea Bristot Time 1'48.659 Avg. 191,929 Km/h

Humidity:	49%	Air	33°C
Condition:	DRY	Track	50°C

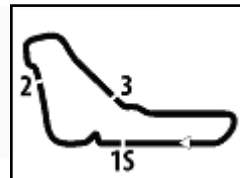
Clerk of the Course : Renato Schmidt

Race Director : Massimiliano Ghinassi

21/06/2026 Start 11:33 End 12:09

Powered by FICr PERUGIA TIMING





Autodromo Monza 5.793 m

		Lap																
	1	2	3	4	5	6	7	8	9	10	11	12	13	14	15	16	17	
1	35	35	35	35	35	35	35	35	35	35	35	35	35	35	35	35	35	
2	10	10	10	10	10	10	10	10	10	10	10	10	10	10	10	10	10	
3	15	15	15	15	15	15	15	15	15	15	15	15	15	15	15	15	15	
4	8	8	8	8	8	8	8	8	8	8	8	8	8	8	8	8	15	
5	14	14	14	14	32	32	32	32	32	32	32	32	32	32	32	32	32	
6	32	32	32	32	20	20	20	20	20	20	20	20	20	20	20	20	20	
7	49	49	20	20	3	3	3	3	3	3	3	3	3	3	3	3	7	
8	20	20	49	3	18	18	18	18	18	18	18	18	11	11	11	11	24	
9	3	3	3	18	31	31	31	31	31	31	11	11	31	31	31	31	19	
10	18	18	18	31	11	11	11	11	11	11	31	31	7	7	7	7	3	
11	31	31	31	7	7	7	7	7	7	7	7	24	24	24	24	12		
12	28	7	11	11	28	28	24	24	24	24	24	28	28	28	28	33		
13	7	11	24	28	24	24	28	28	28	28	28	19	19	19	19	56		
14	24	28	28	24	19	19	19	19	19	19	19	12	12	12	12	28		
15	11	24	7	19	12	12	12	12	12	12	12	33	33	33	33	88		
16	19	19	19	12	33	33	33	33	33	33	33	21	21	21	21	17		
17	67	54	12	54	54	56	56	4	4	4	4	56	56	56	56	25		
18	54	12	54	33	56	54	4	56	56	56	56	21	54	54	54	54	67	
19	33	33	33	56	4	4	54	54	54	21	21	56	88	88	88	88	54	
20	12	67	56	4	67	67	67	67	21	54	54	54	17	17	17	17	50	
21	56	56	4	67	50	50	88	21	88	88	88	88	25	25	25	25	30	
22	4	4	67	50	88	88	21	88	67	17	17	17	67	67	67	67	80	
23	50	88	50	88	17	17	50	17	17	67	25	25	50	50	50	50	75	
24	88	50	88	17	21	21	17	50	50	25	67	67	30	30	30	30	21	
25	80	17	17	80	25	25	25	25	25	50	50	50	75	75	75	75		
26	17	21	21	25	80	80	80	80	30	30	30	30	80	80	80	80		
27	21	80	80	21	30	30	30	30	80	80	75	75						
28	25	25	25	30	75	75	75	75	75	75	80	80						
29	75	30	30	75														
30	30	75	75	49														
31	22																	

Final Result		
1	35 BRISTOT A.	Laps 17
2	15 FESTANTE A.	1.951
3	32 QUARESMINI G.	2.868
4	20 HAUGHTON H.	3.250
5	24 FANT F.	4.745
6	19 D'AMICO A.	5.510
7	3 CERQUI A.	5.550
8	10 ZENDELI L. (P)	5.849
9	12 MARTINEZ L.	6.512
10	8 DELLI GUANTI P. (P)	6.864
11	56 BRUSA C.	8.462
12	28 AMATI G.	8.594
13	7 BUTTI M. (P)	8.702
14	88 GIRONDI A.	8.802
15	17 BERTA B.	9.040
16	25 CHELI L.	9.397
17	67 DE GIACOMI A.	10.792
18	50 FENICI F.	11.264
19	30 GAILLARD K.	11.712
20	80 MOWLE L.	13.562
21	54 STEFANELLI S. (P)	16.139
22	33 SCHAAP N. (P)	17.735
23	75 GALLI A. (P)	34.062
24	21 BERTONELLI D.	1'19.295
25	11 VOISIN C.	1 Lap
26	31 BERTUCA C.	1 Lap
27	18 MEZZETTI W.	5 Laps
28	4 DE PRENTER P.	5 Laps
RET	14 VAN SOELEN S. (P)	13 Laps
RET	49 FULGENZI E.	13 Laps
RET	22 QUINTIERI E.	16 Laps



**ACI Racing Weekend Monza, 20-21 Giugno 2026**  
**Best Sectors & Speed Race 2**



Autodromo Monza 5.793 m

**RESULTS**

1	<b>35 BRISTOT</b> Andrea	Porsche 911 GT3 CUP 992	Laps 17
2	<b>15 FESTANTE</b> Aldo	Porsche 911 GT3 CUP 992	1.951
3	<b>32 QUARESMINI</b> Gianmarco	Porsche 911 GT3 CUP 992	2.868
4	<b>20 HAUGHTON</b> Harley	Porsche 911 GT3 CUP 992	3.250
5	<b>24 FANT</b> Filippo	Porsche 911 GT3 CUP 992	4.745
6	<b>19 D'AMICO</b> Andrea	Porsche 911 GT3 CUP 992	5.510
7	<b>3 CERQUI</b> Alberto	Porsche 911 GT3 CUP 992	5.550
8	<b>10 ZENDELI</b> Lirim	Porsche 911 GT3 CUP 992	5.849
9	<b>12 MARTINEZ</b> Luciano	Porsche 911 GT3 CUP 992	6.512
10	<b>8 DELLI GUANTI</b> Pietro	Porsche 911 GT3 CUP 992	6.864
11	<b>56 BRUSA</b> Cesare	Porsche 911 GT3 CUP 992	8.462
12	<b>28 AMATI</b> Giorgio	Porsche 911 GT3 CUP 992	8.594
13	<b>7 BUTTI</b> Marco	Porsche 911 GT3 CUP 992	8.702
14	<b>88 GIRONDI</b> Andrea	Porsche 911 GT3 CUP 992	8.802
15	<b>17 BERTA</b> Benjamin	Porsche 911 GT3 CUP 992	9.040
16	<b>25 CHELI</b> Lorenzo	Porsche 911 GT3 CUP 992	9.397
17	<b>67 DE GIACOMI</b> Alex	Porsche 911 GT3 CUP 992	10.792
18	<b>50 FENICI</b> Francesco Maria	Porsche 911 GT3 CUP 992	11.264
19	<b>30 GAILLARD</b> Karen	Porsche 911 GT3 CUP 992	11.712
20	<b>80 MOWLE</b> Lee	Porsche 911 GT3 CUP 992	13.562
21	<b>54 STEFANELLI</b> Stefano	Porsche 911 GT3 CUP 992	16.139
22	<b>33 SCHAAP</b> Nathan	Porsche 911 GT3 CUP 992	17.735
23	<b>75 GALLI</b> Andrea	Porsche 911 GT3 CUP 992	34.062
24	<b>21 BERTONELLI</b> Diego	Porsche 911 GT3 CUP 992	1'19.295
25	<b>11 VOISIN</b> Callum	Porsche 911 GT3 CUP 992	1 Lap
26	<b>31 BERTUCA</b> Cristian	Porsche 911 GT3 CUP 992	1 Lap
27	<b>18 MEZZETTI</b> William	Porsche 911 GT3 CUP 992	5 Laps
28	<b>4 DE PRENTER</b> Paul	Porsche 911 GT3 CUP 992	5 Laps
RET	<b>14 VAN SOELEN</b> Senna	Porsche 911 GT3 CUP 992	13 Laps
RET	<b>49 FULGENZI</b> Enrico	Porsche 911 GT3 CUP 992	13 Laps
RET	<b>22 QUINTIERI</b> Ermanno	Porsche 911 GT3 CUP 992	16 Laps

**SPEED**

1	<b>19 D'AMICO</b> Andrea	Porsche 911 GT3 CUP 992	280,5
2	<b>24 FANT</b> Filippo	Porsche 911 GT3 CUP 992	279,8
3	<b>32 QUARESMINI</b> Gianmarco	Porsche 911 GT3 CUP 992	279,1
4	<b>54 STEFANELLI</b> Stefano	Porsche 911 GT3 CUP 992	279,1
5	<b>3 CERQUI</b> Alberto	Porsche 911 GT3 CUP 992	278,4
6	<b>4 DE PRENTER</b> Paul	Porsche 911 GT3 CUP 992	278,4
7	<b>15 FESTANTE</b> Aldo	Porsche 911 GT3 CUP 992	278,4
8	<b>88 GIRONDI</b> Andrea	Porsche 911 GT3 CUP 992	278,4
9	<b>21 BERTONELLI</b> Diego	Porsche 911 GT3 CUP 992	277,6
10	<b>11 VOISIN</b> Callum	Porsche 911 GT3 CUP 992	276,9
11	<b>18 MEZZETTI</b> William	Porsche 911 GT3 CUP 992	276,9
12	<b>20 HAUGHTON</b> Harley	Porsche 911 GT3 CUP 992	276,9
13	<b>31 BERTUCA</b> Cristian	Porsche 911 GT3 CUP 992	276,9
14	<b>30 GAILLARD</b> Karen	Porsche 911 GT3 CUP 992	275,5
15	<b>8 DELLI GUANTI</b> Pietro	Porsche 911 GT3 CUP 992	275,5
16	<b>67 DE GIACOMI</b> Alex	Porsche 911 GT3 CUP 992	275,5
17	<b>25 CHELI</b> Lorenzo	Porsche 911 GT3 CUP 992	275,5
18	<b>28 AMATI</b> Giorgio	Porsche 911 GT3 CUP 992	275,5
19	<b>35 BRISTOT</b> Andrea	Porsche 911 GT3 CUP 992	274,8
20	<b>17 BERTA</b> Benjamin	Porsche 911 GT3 CUP 992	274,1
21	<b>75 GALLI</b> Andrea	Porsche 911 GT3 CUP 992	274,1
22	<b>50 FENICI</b> Francesco Maria	Porsche 911 GT3 CUP 992	274,1
23	<b>14 VAN SOELEN</b> Senna	Porsche 911 GT3 CUP 992	274,1
24	<b>10 ZENDELI</b> Lirim	Porsche 911 GT3 CUP 992	274,1
25	<b>7 BUTTI</b> Marco	Porsche 911 GT3 CUP 992	274,1
26	<b>56 BRUSA</b> Cesare	Porsche 911 GT3 CUP 992	274,1
27	<b>12 MARTINEZ</b> Luciano	Porsche 911 GT3 CUP 992	272,7
28	<b>80 MOWLE</b> Lee	Porsche 911 GT3 CUP 992	272,7
29	<b>33 SCHAAP</b> Nathan	Porsche 911 GT3 CUP 992	272,0
30	<b>49 FULGENZI</b> Enrico	Porsche 911 GT3 CUP 992	270,0
31	<b>22 QUINTIERI</b> Ermanno	Porsche 911 GT3 CUP 992	221,3

**SEG. 1**

1	<b>28 AMATI</b> Giorgio	10.144
2	<b>21 BERTONELLI</b> Diego	10.149
3	<b>19 D'AMICO</b> Andrea	10.177
4	<b>12 MARTINEZ</b> Luciano	10.180
5	<b>50 FENICI</b> Francesco Maria	10.180
6	<b>17 BERTA</b> Benjamin	10.187
7	<b>11 VOISIN</b> Callum	10.188
8	<b>88 GIRONDI</b> Andrea	10.192
9	<b>24 FANT</b> Filippo	10.195
10	<b>15 FESTANTE</b> Aldo	10.218
11	<b>67 DE GIACOMI</b> Alex	10.223
12	<b>18 MEZZETTI</b> William	10.224
13	<b>8 DELLI GUANTI</b> Pietro	10.226
14	<b>3 CERQUI</b> Alberto	10.233
15	<b>80 MOWLE</b> Lee	10.233
16	<b>4 DE PRENTER</b> Paul	10.239
17	<b>54 STEFANELLI</b> Stefano	10.240
18	<b>32 QUARESMINI</b> Gianmarco	10.247
19	<b>20 HAUGHTON</b> Harley	10.255
20	<b>14 VAN SOELEN</b> Senna	10.256
21	<b>31 BERTUCA</b> Cristian	10.264
22	<b>7 BUTTI</b> Marco	10.266
23	<b>25 CHELI</b> Lorenzo	10.272
24	<b>30 GAILLARD</b> Karen	10.287
25	<b>56 BRUSA</b> Cesare	10.302
26	<b>75 GALLI</b> Andrea	10.311
27	<b>10 ZENDELI</b> Lirim	10.323
28	<b>33 SCHAAP</b> Nathan	10.328
29	<b>49 FULGENZI</b> Enrico	10.342
30	<b>35 BRISTOT</b> Andrea	10.368
31	<b>22 QUINTIERI</b> Ermanno	13.901

**SEG. 2**

1	<b>35 BRISTOT</b> Andrea	23.924
2	<b>14 VAN SOELEN</b> Senna	24.002
3	<b>7 BUTTI</b> Marco	24.007
4	<b>31 BERTUCA</b> Cristian	24.007
5	<b>20 HAUGHTON</b> Harley	24.008
6	<b>8 DELLI GUANTI</b> Pietro	24.032
7	<b>15 FESTANTE</b> Aldo	24.038
8	<b>10 ZENDELI</b> Lirim	24.041
9	<b>11 VOISIN</b> Callum	24.076
10	<b>4 DE PRENTER</b> Paul	24.095
11	<b>21 BERTONELLI</b> Diego	24.127
12	<b>28 AMATI</b> Giorgio	24.138
13	<b>19 D'AMICO</b> Andrea	24.140
14	<b>32 QUARESMINI</b> Gianmarco	24.142
15	<b>18 MEZZETTI</b> William	24.178
16	<b>3 CERQUI</b> Alberto	24.180
17	<b>24 FANT</b> Filippo	24.192
18	<b>25 CHELI</b> Lorenzo	24.195
19	<b>54 STEFANELLI</b> Stefano	24.195
20	<b>12 MARTINEZ</b> Luciano	24.218
21	<b>56 BRUSA</b> Cesare	24.235
22	<b>33 SCHAAP</b> Nathan	24.248
23	<b>75 GALLI</b> Andrea	24.267
24	<b>67 DE GIACOMI</b> Alex	24.299
25	<b>88 GIRONDI</b> Andrea	24.349
26	<b>50 FENICI</b> Francesco Maria	24.377
27	<b>49 FULGENZI</b> Enrico	24.386
28	<b>30 GAILLARD</b> Karen	24.412
29	<b>17 BERTA</b> Benjamin	24.443
30	<b>80 MOWLE</b> Lee	24.491
31	<b>22 QUINTIERI</b> Ermanno	51.663

**SEG. 3**

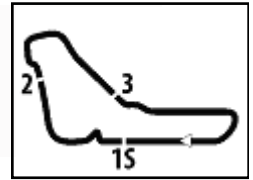
1	<b>35 BRISTOT</b> Andrea	36.849
2	<b>75 GALLI</b> Andrea	37.036
3	<b>32 QUARESMINI</b> Gianmarco	37.098
4	<b>10 ZENDELI</b> Lirim	37.116
5	<b>21 BERTONELLI</b> Diego	37.157
6	<b>3 CERQUI</b> Alberto	37.172
7	<b>11 VOISIN</b> Callum	37.205
8	<b>4 DE PRENTER</b> Paul	37.231
9	<b>15 FESTANTE</b> Aldo	37.244
10	<b>33 SCHAAP</b> Nathan	37.272
11	<b>24 FANT</b> Filippo	37.296
12	<b>20 HAUGHTON</b> Harley	37.318
13	<b>18 MEZZETTI</b> William	37.331
14	<b>7 BUTTI</b> Marco	37.338
15	<b>31 BERTUCA</b> Cristian	37.343
16	<b>8 DELLI GUANTI</b> Pietro	37.344
17	<b>14 VAN SOELEN</b> Senna	37.367
18	<b>28 AMATI</b> Giorgio	37.379
19	<b>25 CHELI</b> Lorenzo	37.425
20	<b>56 BRUSA</b> Cesare	37.428
21	<b>88 GIRONDI</b> Andrea	37.481
22	<b>12 MARTINEZ</b> Luciano	37.513
23	<b>54 STEFANELLI</b> Stefano	37.578
24	<b>19 D'AMICO</b> Andrea	37.585
25	<b>30 GAILLARD</b> Karen	37.620
26	<b>17 BERTA</b> Benjamin	37.630
27	<b>50 FENICI</b> Francesco Maria	37.750
28	<b>49 FULGENZI</b> Enrico	37.801
29	<b>67 DE GIACOMI</b> Alex	37.865
30	<b>80 MOWLE</b> Lee	38.064
31	<b>22 QUINTIERI</b> Ermanno	1'20.905

**SEG. 4**

1	<b>35 BRISTOT</b> Andrea	37.365
2	<b>8 DELLI GUANTI</b> Pietro	37.526
3	<b>21 BERTONELLI</b> Diego	37.527
4	<b>11 VOISIN</b> Callum	37.561
5	<b>15 FESTANTE</b> Aldo	37.587
6	<b>10 ZENDELI</b> Lirim	37.615
7	<b>18 MEZZETTI</b> William	37.651
8	<b>32 QUARESMINI</b> Gianmarco	37.651
9	<b>4 DE PRENTER</b> Paul	37.657
10	<b>7 BUTTI</b> Marco	37.676
11	<b>24 FANT</b> Filippo	37.687
12	<b>20 HAUGHTON</b> Harley	37.692
13	<b>3 CERQUI</b> Alberto	37.694
14	<b>31 BERTUCA</b> Cristian	37.725
15	<b>28 AMATI</b> Giorgio	37.731
16	<b>17 BERTA</b> Benjamin	37.753
17	<b>19 D'AMICO</b> Andrea	37.761
18	<b>88 GIRONDI</b> Andrea	37.813
19	<b>12 MARTINEZ</b> Luciano	37.818
20	<b>33 SCHAAP</b> Nathan	37.818
21	<b>14 VAN SOELEN</b> Senna	37.840
22	<b>75 GALLI</b> Andrea	37.896
23	<b>49 FULGENZI</b> Enrico	37.910
24	<b>56 BRUSA</b> Cesare	37.926
25	<b>30 GAILLARD</b> Karen	37.983
26	<b>25 CHELI</b> Lorenzo	38.009
27	<b>67 DE GIACOMI</b> Alex	38.043
28	<b>54 STEFANELLI</b> Stefano	38.152
29	<b>50 FENICI</b> Francesco Maria	38.312
30	<b>80 MOWLE</b> Lee	38.366



ACI Racing Weekend Monza, 20-21 Giugno 2026  
Chronological Analysis Race 2



Autodromo Monza 5.793 m

Start at 11:33'24.300

1 / 5

3 A. CERQUI (1'49.568)							
Lap	Seg.1	Seg.2	Seg.3	Seg.4	Lap Time	km/h	Local Time
1		26.430	38.545	38.199	1'56.416	214,3	11:35'20.716
2	<b>10.233</b>	24.623	37.949	38.317	1'51.122	<b>278,4</b>	11:37'11.838
3	10.450	24.296	37.420	38.337	1'50.503	272,0	11:39'02.341
4	10.301	24.654	37.259	38.004	1'50.218	255,9	11:40'52.559
5	10.377	24.265	37.201	38.053	1'49.896	270,0	11:42'42.455
6	10.345	24.435	37.478	37.800	1'50.058	272,7	11:44'32.513
7	10.395	24.259	37.475	37.752	1'49.881	264,1	11:46'22.394
8	10.385	24.320	37.320	<b>37.694</b>	1'49.719	270,0	11:48'12.113
9	10.380	24.562	37.421	37.726	1'50.089	272,7	11:50'02.202
10	10.387	24.347	<b>37.172</b>	37.890	1'49.796	272,0	11:51'51.998
11	10.370	24.292	37.189	37.717	<b>1'49.568</b>	274,1	11:53'41.566
12	10.359	24.219	37.362	37.815	1'49.755	270,0	11:55'31.321
13	10.352	<b>24.180</b>	37.409	37.732	1'49.673	270,0	11:57'20.994
14	10.351	24.220	39.500	57.203	2'11.274	271,4	11:59'32.268
15	21.145	47.324	1'15.459	1'15.517	3'39.445	139,5	12:03'11.713
16	21.505	39.801	1'05.235	1'11.954	3'18.495	96,3	12:06'30.208
17	10.317	27.102	38.364	38.213	1'53.996	260,2	12:08'24.204
Race Time 34'59.904							

11	<b>10.226</b>	<b>24.032</b>	37.760	37.821	1'49.839	270,7	11:53'39.278
12	10.270	24.254	37.462	<b>37.526</b>	<b>1'49.512</b>	272,7	11:55'28.790
13	10.318	24.254	37.381	37.784	1'49.737	260,9	11:57'18.527
14	10.288	24.233	40.098	57.153	2'11.772	259,0	11:59'30.299
15	20.427	48.104	1'15.324	1'15.664	3'39.519	133,8	12:03'09.818
16	21.650	39.341	1'05.926	1'12.721	3'19.638	108,7	12:06'29.456
17	10.366	24.601	37.964	38.131	1'51.062	255,9	12:08'20.518
Race Time 34'56.218 + 5.000Pen							

4 P. DE PRENTER (1'49.611)							
Lap	Seg.1	Seg.2	Seg.3	Seg.4	Lap Time	km/h	Local Time
1		27.546	40.888	38.527	2'01.504	220,4	11:35'25.804
2	10.282	25.172	39.540	39.337	1'54.331	243,2	11:37'20.135
3	10.318	25.333	37.896	38.284	1'51.831	254,7	11:39'11.966
4	10.313	24.356	38.187	38.169	1'51.025	270,0	11:41'02.991
5	10.318	24.324	38.161	38.360	1'51.163	275,5	11:42'54.154
6	10.337	24.445	37.580	38.270	1'50.632	274,1	11:44'44.786
7	10.313	24.670	37.716	38.112	1'50.811	260,2	11:46'35.597
8	10.244	24.271	37.555	<b>37.657</b>	1'49.727	<b>278,4</b>	11:48'25.324
9	10.364	24.312	37.637	37.908	1'50.221	266,7	11:50'15.545
10	10.353	24.311	<b>37.231</b>	37.716	<b>1'49.611</b>	270,7	11:52'05.156
11	10.310	24.243	37.496	37.913	1'49.962	272,0	11:53'55.118
12	10.331	<b>24.095</b>	37.672	37.771	1'49.869	270,7	11:55'44.987
Race Time 22'20.687							

10 L. ZENDELI (1'49.346)							
Lap	Seg.1	Seg.2	Seg.3	Seg.4	Lap Time	km/h	Local Time
1		24.980	38.392	38.088	1'53.607	209,7	11:35'17.907
2	<b>10.323</b>	24.365	37.589	37.926	1'50.203	<b>274,1</b>	11:37'08.110
3	10.392	24.444	37.691	38.002	1'50.529	<b>274,1</b>	11:38'58.639
4	10.413	24.229	37.384	37.788	1'49.814	272,7	11:40'48.453
5	10.396	24.210	37.207	38.022	1'49.835	272,7	11:42'38.288
6	10.411	24.205	37.509	37.779	1'49.904	272,7	11:44'28.192
7	10.403	24.460	37.769	37.783	1'50.415	271,4	11:46'18.607
8	10.437	24.057	37.829	37.832	1'50.155	272,7	11:48'08.762
9	10.424	24.140	37.487	<b>37.615</b>	1'49.666	271,4	11:49'58.428
10	10.400	24.237	37.178	37.687	1'49.502	272,7	11:51'47.930
11	10.398	24.214	<b>37.116</b>	37.684	1'49.412	272,7	11:53'37.342
12	10.405	<b>24.041</b>	37.173	37.727	<b>1'49.346</b>	272,7	11:55'26.688
13	10.415	24.121	37.271	37.819	1'49.626	272,7	11:57'16.314
14	10.425	24.144	39.381	59.005	2'12.955	271,4	11:59'29.269
15	20.250	48.182	1'15.076	1'16.183	3'39.691	132,4	12:03'08.960
16	21.404	38.974	1'06.573	1'12.741	3'19.692	109,9	12:06'28.652
17	10.400	24.659	37.780	38.012	1'50.851	270,0	12:08'19.503
Race Time 34'55.203 + 5.000Pen							

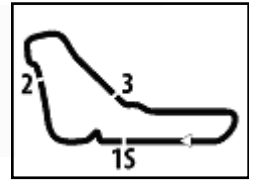
7 M. BUTTI (1'49.737)							
Lap	Seg.1	Seg.2	Seg.3	Seg.4	Lap Time	km/h	Local Time
1		27.258	38.125	38.257	1'58.007	222,7	11:35'22.307
2	10.387	24.645	37.879	38.051	1'50.962	<b>274,1</b>	11:37'13.269
3	<b>10.266</b>	25.958	37.706	38.195	1'52.125	272,7	11:39'05.394
4	10.372	24.581	37.778	38.090	1'50.821	267,3	11:40'56.215
5	10.285	24.817	38.350	38.032	1'51.484	273,4	11:42'47.699
6	10.375	24.559	37.621	37.832	1'50.387	268,0	11:44'38.086
7	10.369	24.456	37.423	37.831	1'50.079	272,7	11:46'28.165
8	10.426	24.315	37.549	37.846	1'50.136	268,0	11:48'18.301
9	10.429	24.604	37.769	<b>37.676</b>	1'50.478	272,7	11:50'08.779
10	10.415	24.431	<b>37.338</b>	37.685	1'49.869	270,0	11:51'58.648
11	10.385	24.341	37.433	37.737	1'49.896	272,7	11:53'48.544
12	10.381	<b>24.007</b>	37.493	37.856	<b>1'49.737</b>	272,7	11:55'38.281
13	10.401	24.409	37.368	37.823	1'50.001	272,7	11:57'28.282
14	10.376	24.519	38.933	51.585	2'05.413	268,7	11:59'33.695
15	22.328	46.748	1'15.010	1'16.312	3'40.398	111,2	12:03'14.093
16	21.419	40.106	1'04.424	1'10.425	3'16.374	108,8	12:06'30.467
17	10.435	25.458	37.966	38.030	1'51.889	268,0	12:08'22.356
Race Time 34'58.056 + 5.000Pen							

11 C. VOISIN (1'49.413)							
Lap	Seg.1	Seg.2	Seg.3	Seg.4	Lap Time	km/h	Local Time
1		29.023	38.235	38.240	1'58.456	211,4	11:35'22.756
2	10.303	24.405	37.891	38.024	1'50.623	253,5	11:37'13.379
3	<b>10.188</b>	25.121	37.460	37.977	1'50.746	<b>276,9</b>	11:39'04.125
4	10.394	24.527	37.324	39.937	1'52.182	272,0	11:40'56.307
5	10.235	24.830	37.924	37.941	1'50.930	272,7	11:42'47.237
6	10.368	24.185	37.502	37.945	1'50.000	271,4	11:44'37.237
7	10.377	24.261	37.470	<b>37.561</b>	1'49.669	271,4	11:46'26.906
8	10.375	24.278	37.489	37.572	1'49.714	272,7	11:48'16.620
9	10.350	<b>24.076</b>	37.392	37.706	1'49.524	272,7	11:50'06.144
10	10.328	24.180	<b>37.205</b>	37.700	<b>1'49.413</b>	270,0	11:51'55.557
11	10.286	24.307	37.716	37.581	1'49.890	264,1	11:53'45.447
12	10.245	24.524	37.368	37.760	1'49.897	271,4	11:55'35.344
13	10.200	24.667	37.833	37.618	1'50.318	275,5	11:57'25.662
14	10.384	24.292	40.598	51.650	2'06.924	261,5	11:59'32.586
15	22.062	47.068	1'15.114	1'16.031	3'40.275	119,1	12:03'12.861
16	21.497	39.423	1'05.322	1'11.268	3'17.510	108,4	12:06'30.371
Race Time 33'06.071							

8 P. DELLI GUANTI (1'49.512)							
Lap	Seg.1	Seg.2	Seg.3	Seg.4	Lap Time	km/h	Local Time
1		26.123	37.555	37.808	1'53.965	213,4	11:35'18.265
2	10.304	24.617	37.587	37.950	1'50.458	270,0	11:37'08.723
3	10.255	24.401	38.854	38.063	1'51.573	266,0	11:39'00.296
4	10.335	24.118	37.390	37.760	1'49.603	<b>275,5</b>	11:40'49.899
5	10.321	24.057	37.405	37.915	1'49.698	274,1	11:42'39.597
6	10.352	24.186	37.401	37.735	1'49.674	272,7	11:44'29.271
7	10.360	24.148	38.642	37.590	1'50.740	269,3	11:46'20.011
8	10.349	24.154	<b>37.344</b>	37.689	1'49.536	272,7	11:48'09.547
9	10.308	24.125	37.437	37.723	1'49.593	274,1	11:49'59.140
10	10.279	24.339	37.716	37.965	1'50.299	271,4	11:51'49.439

12 L. MARTINEZ (1'50.177)							
Lap	Seg.1	Seg.2	Seg.3	Seg.4	Lap Time	km/h	Local Time
1		27.877	39.469	38.617	2'00.908	208,9	11:35'25.208
2	10.213	25.432	38.560	38.303	1'52.508	<b>272,7</b>	11:37'17.716
3	10.231	24.720	38.100	38.012	1'51.063	272,0	11:39'08.779
4	10.369	24.275	37.636	37.951	1'50.231	270,7	11:40'59.010
5	10.297	24.402	37.733	37.946	1'50.378	<b>272,7</b>	11:42'49.388
6	10.270	24.469	37.745	37.994	1'50.478	<b>272,7</b>	11:44'39.866
7	10.229	24.983	37.625	<b>37.818</b>	1'50.655	270,7	11:46'30.521
8	10.245	24.426	37.803	37.936	1'50.410	267,3	11:48'20.931
9	10.285	24.398	37.551	38.065	1'50.299	269,3	11:50'11.230
10	10.295	24.385	<b>37.513</b>	37.984	<b>1'50.177</b>	<b>272,7</b>	11:52'01.407
11	10.266	24.443	37.534	38.492	1'50.735	270,0	11:53'52.142
12	<b>10.180</b>	24.860	37.671	37.962	1'50.673	268,0	11:55'42.815
13	10.240	<b>24.218</b>	37.807	37.989	1'50.254	268,0	11:57'33.069
14	10.305	24.225	40.860	50.333	2'05.723	263,	

ACI Racing Weekend Monza, 20-21 Giugno 2026  
Chronological Analysis Race 2



Autodromo Monza 5.793 m

Start at 11:33'24.300

2 / 5

14 S. VAN SOELEN (1'49.501)							
Lap	Seg.1	Seg.2	Seg.3	Seg.4	Lap Time	km/h	Local Time
1		26.345	37.833	38.002	1'54.778	216,0	11:35'19.078
2	10.383	24.500	37.483	<b>37.840</b>	1'50.206	266,0	11:37'09.284
3	10.347	24.440	38.126	38.558	1'51.471	265,4	11:39'00.755
4	10.276	<b>24.002</b>	<b>37.367</b>	37.856	<b>1'49.501</b>	<b>274,1</b>	11:40'50.256
Race Time 7'25.956 + 10.000Pen							

15 A. FESTANTE (1'49.404)							
Lap	Seg.1	Seg.2	Seg.3	Seg.4	Lap Time	km/h	Local Time
1		25.585	37.856	38.126	1'53.739	208,9	11:35'18.039
2	10.249	24.514	37.606	38.055	1'50.424	<b>278,4</b>	11:37'08.463
3	10.242	24.345	38.950	37.721	1'51.258	274,1	11:38'59.721
4	10.327	24.288	<b>37.244</b>	37.675	1'49.534	272,7	11:40'49.255
5	10.287	<b>24.038</b>	37.345	37.734	<b>1'49.404</b>	275,5	11:42'38.659
6	10.252	24.122	37.636	37.761	1'49.771	<b>278,4</b>	11:44'28.430
7	<b>10.218</b>	24.530	38.152	37.760	1'50.660	276,9	11:46'19.090
8	10.306	24.311	37.564	37.793	1'49.974	268,0	11:48'09.064
9	10.245	24.110	37.617	37.726	1'49.698	276,9	11:49'58.762
10	10.235	24.534	37.822	37.781	1'50.372	272,7	11:51'49.134
11	10.293	24.132	37.682	<b>37.587</b>	1'49.694	276,2	11:53'38.828
12	10.324	24.271	37.309	37.631	1'49.535	270,0	11:55'28.363
13	10.340	24.261	37.521	37.689	1'49.811	268,0	11:57'18.174
14	10.349	24.345	39.320	57.621	2'11.635	264,1	11:59'29.809
15	20.248	48.186	1'15.123	1'15.937	3'39.494	129,3	12:03'09.303
16	21.610	38.849	1'06.528	1'12.845	3'19.832	108,7	12:06'29.135
17	10.445	24.661	38.006	38.358	1'51.470	264,1	12:08'20.605
Race Time 34'56.305							

17 B. BERTA (1'50.480)							
Lap	Seg.1	Seg.2	Seg.3	Seg.4	Lap Time	km/h	Local Time
1		30.990	38.245	38.841	2'04.127	208,1	11:35'28.427
2	10.289	24.875	38.417	38.816	1'52.397	247,1	11:37'20.824
3	10.235	25.574	37.877	38.358	1'52.044	247,1	11:39'12.868
4	10.208	25.496	39.841	38.431	1'53.976	252,3	11:41'06.844
5	10.280	24.486	37.940	38.559	1'51.265	255,3	11:42'58.109
6	10.268	24.550	37.909	38.232	1'50.959	246,0	11:44'49.068
7	10.264	24.716	38.403	38.150	1'51.533	254,7	11:46'40.601
8	<b>10.187</b>	24.474	37.880	38.158	1'50.699	264,1	11:48'31.300
9	10.333	<b>24.443</b>	37.729	38.717	1'51.222	262,8	11:50'22.522
10	10.194	24.843	37.983	<b>37.753</b>	1'50.773	<b>274,1</b>	11:52'13.295
11	10.329	24.697	<b>37.630</b>	37.824	<b>1'50.480</b>	257,8	11:54'03.775
12	10.333	24.449	37.745	38.106	1'50.633	264,1	11:55'54.408
13	10.331	25.006	37.992	38.058	1'51.387	254,7	11:57'45.795
14	10.357	24.769	40.142	43.823	1'59.091	264,1	11:59'44.886
15	21.469	47.537	1'12.402	1'16.586	3'37.994	112,9	12:03'22.880
16	22.225	41.505	1'02.813	1'04.338	3'10.881	94,4	12:06'33.761
17	10.256	26.044	39.100	38.533	1'53.933	251,7	12:08'27.694
Race Time 35'03.394							

18 W. MEZZETTI (1'49.663)							
Lap	Seg.1	Seg.2	Seg.3	Seg.4	Lap Time	km/h	Local Time
1		26.216	38.610	38.060	1'56.558	222,7	11:35'20.858
2	<b>10.224</b>	24.579	38.716	37.903	1'51.422	265,4	11:37'12.280
3	10.287	24.299	37.491	38.227	1'50.304	<b>276,9</b>	11:39'02.584
4	10.246	24.820	37.339	38.449	1'50.854	262,8	11:40'53.438
5	10.354	24.341	37.445	38.287	1'50.427	274,1	11:42'43.865
6	10.380	24.390	37.551	37.747	1'50.068	272,7	11:44'33.933
7	10.367	24.257	38.106	38.005	1'50.735	274,1	11:46'24.668
8	10.404	24.262	37.695	<b>37.651</b>	1'50.012	272,0	11:48'14.680
9	10.387	<b>24.178</b>	<b>37.331</b>	37.767	<b>1'49.663</b>	274,1	11:50'04.343
10	10.396	24.356	37.453	38.221	1'50.426	272,7	11:51'54.769
11	10.396	24.515	37.678	37.785	1'50.374	272,7	11:53'45.143
12	10.374	24.455	37.366	37.828	1'50.023	273,4	11:55'35.166
Race Time 22'10.866							

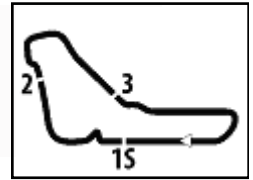
19 A. D'AMICO (1'49.796)							
Lap	Seg.1	Seg.2	Seg.3	Seg.4	Lap Time	km/h	Local Time
1		27.267	39.314	37.924	1'59.357	211,8	11:35'23.657
2	10.349	24.356	37.828	38.181	1'50.714	276,9	11:37'14.371
3	10.298	24.926	37.851	39.296	1'52.371	272,7	11:39'06.742

4	10.374	24.386	38.231	38.376	1'51.367	275,5	11:40'58.109
5	10.331	24.252	37.975	38.243	1'50.801	272,7	11:42'48.910
6	10.295	24.763	37.648	37.983	1'50.689	271,4	11:44'39.599
7	10.326	24.822	37.659	37.787	1'50.594	274,1	11:46'30.193
8	10.287	24.244	37.687	37.770	1'49.988	275,5	11:48'20.181
9	10.310	<b>24.140</b>	<b>37.585</b>	<b>37.761</b>	<b>1'49.796</b>	275,5	11:50'09.977
10	<b>10.177</b>	24.418	37.879	38.181	1'50.655	<b>280,5</b>	11:52'00.632
11	10.270	24.231	37.780	39.028	1'51.309	278,4	11:53'51.941
12	10.317	24.629	37.721	37.838	1'50.505	271,4	11:55'42.446
13	10.352	24.170	37.591	37.793	1'49.906	274,1	11:57'32.352
14	10.334	24.428	39.023	50.061	2'03.846	272,7	11:59'36.198
15	21.814	47.229	1'14.129	1'16.581	3'39.753	95,2	12:03'15.951
16	22.031	40.140	1'04.255	1'08.706	3'15.132	111,3	12:06'31.083
17	10.321	26.074	38.229	38.457	1'53.081	243,8	12:08'24.164
Race Time 34'59.864							

20 H. HAUGHTON (1'49.493)							
Lap	Seg.1	Seg.2	Seg.3	Seg.4	Lap Time	km/h	Local Time
1		26.111	38.735	38.112	1'56.174	216,0	11:35'20.474
2	10.386	24.608	37.894	37.785	1'50.673	272,0	11:37'11.147
3	10.348	24.250	37.663	38.008	1'50.269	275,5	11:39'01.416
4	10.314	24.210	37.538	38.231	1'50.293	274,1	11:40'51.709
5	10.318	24.218	37.522	38.069	1'50.127	<b>276,9</b>	11:42'41.836
6	10.329	<b>24.008</b>	37.443	37.713	<b>1'49.493</b>	275,5	11:44'31.329
7	10.327	24.174	37.610	37.815	1'49.926	274,1	11:46'21.255
8	10.323	24.019	37.523	37.754	1'49.619	275,5	11:48'10.874
9	10.314	24.161	37.405	<b>37.692</b>	1'49.572	274,1	11:50'00.446
10	10.280	24.206	37.451	37.886	1'49.823	<b>276,9</b>	11:51'50.269
11	10.277	24.356	<b>37.318</b>	37.864	1'49.815	<b>276,9</b>	11:53'40.084
12	10.286	24.138	38.114	37.754	1'50.292	<b>276,9</b>	11:55'30.376
13	<b>10.255</b>	24.127	37.504	37.693	1'49.579	<b>276,9</b>	11:57'19.955
14	10.284	24.172	39.815	57.274	2'11.545	275,5	11:59'31.500
15	20.673	47.634	1'15.567	1'15.706	3'39.580	138,3	12:03'11.080
16	21.472	39.473	1'05.731	1'12.215	3'18.891	100,7	12:06'29.971
17	10.323	25.752	37.809	38.049	1'51.933	254,7	12:08'21.904
Race Time 34'57.604							

21 D. BERTONELLI (1'49.153)							
Lap	Seg.1	Seg.2	Seg.3	Seg.4	Lap Time	km/h	Local Time
1		37.663	38.820	38.045	2'06.876	213,4	11:35'31.176
2	10.383	24.555	37.358	38.110	1'50.406	272,7	11:37'21.582
3	10.235	26.379	37.600	38.252	1'52.466	<b>277,6</b>	11:39'14.048
4	10.310	24.428	38.993	40.644	1'54.375	270,7	11:41'08.423
5	10.184	24.670	38.299	37.994	1'51.147	260,2	11:42'59.570
6	10.330	24.184	37.269	37.917	1'49.700	271,4	11:44'49.270
7	<b>10.149</b>	24.619	38.082	38.018	1'50.868	255,9	11:46'40.138
8	10.270	24.280	37.396	37.647	1'49.593	271,4	11:48'29.731
9	10.177	24.329	37.364	37.560	1'49.430	267,3	11:50'19.161
10	10.290	24.212	37.288	37.986	1'49.776	274,1	11:52'08.937
11	10.283	<b>24.127</b>	<b>37.157</b>	37.586	<b>1'49.153</b>	275,5	11:53'58.090
12	10.276	24.136	37.582	<b>37.527</b>	1'49.521	272,7	11:55'47.611
13	10.323	24.138	37.358	39.246	1'51.065	265,4	11:57'38.676
14	10.336	24.257	40.254	47.496	2'02.343	272,7	11:59'41.019
15	20.396	48.121	1'12.904	1'16.702	3'38.123	108,4	12:03'19.142
16	21.936	41.341	1'03.657	1'06.033	3'12.967	91,0	12:0

ACI Racing Weekend Monza, 20-21 Giugno 2026  
Chronological Analysis Race 2



Autodromo Monza 5.793 m

Start at 11:33'24.300

3 / 5

7	10.282	24.810	37.595	<b>37.687</b>	1'50.374	272,7	11:46'29.318	14	10.411	25.017	39.938	42.550	1'57.916	262,8	11:59'53.547
8	10.357	24.308	<b>37.296</b>	37.964	1'49.925	271,4	11:48'19.243	15	18.503	46.382	1'12.417	1'17.820	3'35.122	122,9	12:03'28.669
9	10.341	24.214	37.462	37.917	1'49.934	275,5	11:50'09.177	16	19.701	43.786	1'00.384	1'03.963	3'07.834	91,4	12:06'36.503
10	10.291	24.307	37.436	37.916	1'49.950	274,1	11:51'59.127	17	<b>10.287</b>	25.335	39.089	39.152	1'53.863	264,1	12:08'30.366
11	10.286	<b>24.192</b>	37.433	37.752	<b>1'49.663</b>	272,7	11:53'48.790								Race Time 35'06.066
12	10.229	24.714	37.396	37.693	1'50.032	278,4	11:55'38.822								
13	10.313	24.278	37.936	38.152	1'50.679	275,5	11:57'29.501								
14	10.373	24.234	39.336	51.052	2'04.995	271,4	11:59'34.496								
15	22.249	47.093	1'14.763	1'16.585	3'40.690	102,0	12:03'15.186								
16	21.640	40.148	1'04.377	1'09.290	3'15.455	107,6	12:06'30.641								
17	10.488	25.962	38.038	38.270	1'52.758	251,2	12:08'23.399								

Race Time 34'59.099

**25 L. CHELI (1'50.570)**

Lap	Seg.1	Seg.2	Seg.3	Seg.4	Lap Time	km/h	Local Time
1		36.697	38.563	38.468	2'09.500	197,4	11:35'33.800
2	10.439	24.701	38.047	38.524	1'51.711	272,7	11:37'25.511
3	10.402	24.207	38.136	<b>38.009</b>	1'50.754	272,7	11:39'16.265
4	10.385	<b>24.195</b>	38.184	39.230	1'51.994	274,1	11:41'08.259
5	10.355	25.138	38.309	38.135	1'51.937	243,8	11:43'00.196
6	10.354	24.240	37.580	38.537	1'50.711	272,7	11:44'50.907
7	10.398	24.294	37.968	38.060	1'50.720	272,0	11:46'41.627
8	10.375	24.760	38.144	38.254	1'51.533	270,7	11:48'33.160
9	10.371	24.276	<b>37.425</b>	38.498	<b>1'50.570</b>	270,0	11:50'23.730
10	<b>10.272</b>	24.813	37.708	38.214	1'51.007	<b>275,5</b>	11:52'14.737
11	10.335	24.247	37.810	38.419	1'50.811	274,1	11:54'05.548
12	10.363	24.392	37.756	38.062	1'50.573	<b>275,5</b>	11:55'56.121
13	10.355	24.280	39.106	38.307	1'52.048	271,4	11:57'48.169
14	10.430	24.318	39.417	43.074	1'57.239	261,5	11:59'45.408
15	21.878	47.675	1'12.602	1'15.982	3'38.137	111,7	12:03'23.545
16	22.306	41.676	1'02.451	1'04.477	3'10.910	88,1	12:06'34.455
17	10.466	25.428	39.036	38.666	1'53.596	243,8	12:08'28.051

Race Time 35'03.751

**28 G. AMATI (1'49.742)**

Lap	Seg.1	Seg.2	Seg.3	Seg.4	Lap Time	km/h	Local Time
1		26.433	38.317	38.375	1'57.519	220,0	11:35'21.819
2	10.350	24.483	38.432	38.549	1'51.814	272,7	11:37'13.633
3	<b>10.144</b>	24.809	37.458	38.950	1'51.361	272,7	11:39'04.994
4	10.313	24.591	37.744	38.988	1'51.636	269,3	11:40'56.630
5	10.253	24.708	38.358	38.322	1'51.641	259,0	11:42'48.271
6	10.368	24.405	37.504	38.106	1'50.383	262,8	11:44'38.654
7	10.403	25.176	37.542	38.042	1'51.163	268,0	11:46'29.817
8	10.348	24.284	<b>37.379</b>	<b>37.731</b>	<b>1'49.742</b>	271,4	11:48'19.559
9	10.309	<b>24.138</b>	37.633	38.102	1'50.182	274,1	11:50'09.741
10	10.339	24.523	37.591	37.773	1'50.226	272,7	11:51'59.967
11	10.352	24.197	37.848	37.837	1'50.234	274,1	11:53'50.201
12	10.381	24.295	37.417	37.956	1'50.049	<b>275,5</b>	11:55'40.250
13	10.383	24.153	37.642	37.867	1'50.045	274,1	11:57'30.295
14	10.332	24.218	39.301	50.954	2'04.805	273,4	11:59'35.100
15	21.961	47.428	1'14.443	1'16.651	3'40.483	103,2	12:03'15.583
16	21.834	40.055	1'04.256	1'09.093	3'15.238	105,1	12:06'30.821
17	10.327	28.665	38.778	38.657	1'56.427	244,9	12:08'27.248

Race Time 35'02.948

**30 K. GAILLARD (1'50.414)**

Lap	Seg.1	Seg.2	Seg.3	Seg.4	Lap Time	km/h	Local Time
1		45.164	38.411	38.928	2'17.935	218,2	11:35'42.235
2	10.497	25.136	38.483	38.289	1'52.405	266,0	11:37'34.640
3	10.446	24.608	37.882	38.284	1'51.220	270,0	11:39'25.860
4	10.451	24.530	37.722	38.215	1'50.918	271,4	11:41'16.778
5	10.419	24.440	37.841	38.019	1'50.719	273,4	11:43'07.497
6	10.386	24.581	37.974	38.428	1'51.369	272,7	11:44'58.866
7	10.392	24.572	37.884	38.196	1'51.044	272,7	11:46'49.910
8	10.386	24.506	38.000	38.277	1'51.169	271,4	11:48'41.079
9	10.300	24.695	37.915	38.147	1'51.057	<b>275,5</b>	11:50'32.136
10	10.399	<b>24.412</b>	<b>37.620</b>	<b>37.983</b>	<b>1'50.414</b>	272,7	11:52'22.550
11	10.377	24.581	37.966	38.453	1'51.377	271,4	11:54'13.927
12	10.394	24.575	37.673	38.017	1'50.659	271,4	11:56'04.586
13	10.384	24.474	37.869	38.318	1'51.045	268,0	11:57'55.631

**31 C. BERTUCA (1'49.419)**

Lap	Seg.1	Seg.2	Seg.3	Seg.4	Lap Time	km/h	Local Time
1		26.665	38.534	38.195	1'57.176	225,5	11:35'21.476
2	10.335	24.280	38.659	37.870	1'51.144	<b>276,9</b>	11:37'12.620
3	10.272	24.230	37.793	38.015	1'50.310	273,4	11:39'02.930
4	<b>10.264</b>	24.928	37.778	39.229	1'52.199	274,1	11:40'55.129
5	10.379	24.345	37.594	37.875	1'50.193	268,0	11:42'45.322
6	10.375	24.294	37.631	37.783	1'50.083	257,1	11:44'35.405
7	10.347	24.349	37.521	37.743	1'49.960	273,4	11:46'25.365
8	10.334	24.146	37.703	37.851	1'50.034	274,1	11:48'15.399
9	10.344	<b>24.007</b>	<b>37.343</b>	<b>37.725</b>	<b>1'49.419</b>	274,1	11:50'04.818
10	10.268	24.225	37.587	38.180	1'50.260	272,7	11:51'55.078
11	10.267	24.462	38.604	37.808	1'51.141	268,0	11:53'46.219
12	10.310	24.210	37.519	37.829	1'49.868	272,7	11:55'36.087
13	10.305	24.146	38.631	37.831	1'50.913	275,5	11:57'27.000
14	10.358	24.548	39.396	51.804	2'06.106	262,1	11:59'33.106
15	22.044	47.161	1'14.972	1'16.112	3'40.289	120,8	12:03'13.395
16	21.590	39.508	1'05.064	1'10.846	3'17.008	116,1	12:06'30.403

Race Time 33'06.103

**32 G. QUARESMINI (1'49.441)**

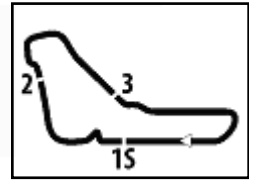
Lap	Seg.1	Seg.2	Seg.3	Seg.4	Lap Time	km/h	Local Time
1		25.871	38.069	37.874	1'55.037	219,5	11:35'19.337
2	10.324	24.595	37.621	37.906	1'50.446	273,4	11:37'09.783
3	10.354	24.333	37.845	38.666	1'51.198	271,4	11:39'00.981
4	<b>10.247</b>	24.335	37.816	38.006	1'50.404	<b>279,1</b>	11:40'51.385
5	10.398	24.288	37.335	37.914	1'49.935	272,7	11:42'41.320
6	10.451	24.192	<b>37.098</b>	37.710	1'49.451	272,7	11:44'30.771
7	10.411	<b>24.142</b>	37.665	37.734	1'49.952	275,5	11:46'20.723
8	10.365	24.325	37.317	<b>37.651</b>	1'49.658	274,1	11:48'10.381
9	10.390	24.197	37.334	37.734	1'49.655	274,1	11:50'00.036
10	10.379	24.224	37.305	37.924	1'49.832	274,1	11:51'49.868
11	10.326	24.248	37.399	37.770	1'49.743	272,7	11:53'39.611
12	10.299	24.469	37.892	37.768	1'50.428	276,2	11:55'30.039
13	10.376	24.188	37.134	<b>37.743</b>	<b>1'49.441</b>	272,7	11:57'19.480
14	10.358	24.282	39.187	57.493	2'11.320	271,4	11:59'30.800
15	20.695	47.850	1'15.318	1'15.981	3'39.844	144,4	12:03'10.644
16	21.398	39.381	1'05.833	1'12.546	3'19.158	106,4	12:06'29.802
17	10.431	24.902	38.320	38.067	1'51.720	252,3	12:08'21.522

Race Time 34'57.222

**33 N. SCHAAP (1'50.078)**

Lap	Seg.1	Seg.2	Seg.3	Seg.4	Lap Time	km/h	Local Time
1		28.587	39.612	38.460	2'00.799	223,6	11:35'25.099
2	10.362	25.483	39.477	38.342	1'53.664	246,6	11:37'18.763
3	10.499	24.886	37.682	38.164	1'51.231	254,7	11:39'09.994
4	10.372	24.748	37.750	38.483	1'51.353	268,0	11:41'01.347
5	10.439	24.618	37.625	38.481	1'51.163	257,1	11:42'52.510
6	10.542	24.604	37.619	37.975	1'50.740	268,7	11:44'43.250
7	10.540	24.432	37.483	<b>37.818</b>	1'50.273	268,0	11:46'33.523
8	10.559	24.384	37.481	37.866	1'50.290	267,3	11:48'23.813
9	10.521	<b>24.248</b>	37.403	37.906	<b>1'50.078</b>	270,0	11:50'13.891
10	10.500	24.358	<b>37.272</b>	38.009	1'50.139	271,4	11:52'04.030
11	10.482	24.284	37.413	37.967	1'50.146	271,4	11:53'54.176
12	10.506	24.298	37.717	37.933	1'50.454	270,7	11:55'44.630
13	10.480	24.436	38.775	38.150	1'51.		

ACI Racing Weekend Monza, 20-21 Giugno 2026  
Chronological Analysis Race 2



Autodromo Monza 5.793 m

Start at 11:33'24.300

4 / 5

2	10.421	24.296	37.464	37.777	1'49.958	272,0	11:37'07.145	2	10.410	25.835	38.970	38.891	1'54.106	236,8	11:37'19.702
3	10.401	24.161	37.382	37.642	1'49.586	272,7	11:38'56.731	3	<b>10.302</b>	24.915	38.172	<b>37.926</b>	1'51.315	255,9	11:39'11.017
4	10.394	24.101	37.157	37.419	1'49.071	<b>274,8</b>	11:40'45.802	4	10.355	24.928	37.901	38.146	1'51.330	268,7	11:41'02.347
5	10.397	24.154	37.015	37.764	1'49.330	274,1	11:42'35.132	5	10.350	24.506	37.648	38.367	1'50.871	270,7	11:42'53.218
6	10.408	24.112	37.108	37.527	1'49.155	268,0	11:44'24.287	6	10.390	24.627	37.997	38.293	1'51.307	266,7	11:44'44.525
7	10.409	24.068	37.113	37.387	1'48.977	262,8	11:46'13.264	7	10.432	24.568	37.593	38.184	1'50.777	272,7	11:46'35.302
8	10.401	24.067	37.236	37.527	1'49.231	268,0	11:48'02.495	8	10.401	24.832	37.664	37.957	1'50.854	268,0	11:48'26.156
9	10.396	23.988	37.099	<b>37.365</b>	1'48.848	267,3	11:49'51.343	9	10.348	24.368	<b>37.428</b>	38.284	1'50.428	269,3	11:50'16.584
10	10.370	23.994	36.943	37.511	1'48.818	267,3	11:51'40.161	10	10.369	<b>24.235</b>	37.640	38.040	<b>1'50.284</b>	271,4	11:52'06.868
11	<b>10.368</b>	24.000	36.956	37.560	1'48.884	265,4	11:53'29.045	11	10.345	24.428	37.712	38.067	1'50.552	<b>274,1</b>	11:53'57.420
12	10.370	24.201	37.244	37.429	1'49.244	268,0	11:55'18.289	12	10.372	24.485	38.348	38.214	1'51.419	<b>274,1</b>	11:55'48.839
13	10.378	<b>23.924</b>	<b>36.849</b>	37.508	<b>1'48.659</b>	269,3	11:57'06.948	13	10.372	24.562	38.315	38.540	1'51.789	268,7	11:57'40.628
14	10.399	24.390	38.635	1'08.190	2'21.614	260,2	11:59'28.562	14	10.437	24.532	41.225	45.466	2'01.660	262,8	11:59'42.288
15	20.207	48.254	1'15.087	1'16.086	3'39.634	124,0	12:03'08.196	15	20.898	47.271	1'13.144	1'17.014	3'38.327	110,1	12:03'20.615
16	21.195	39.325	1'05.807	1'13.850	3'20.177	108,5	12:06'28.373	16	22.073	40.674	1'03.936	1'05.572	3'12.255	88,8	12:06'32.870
17	10.427	24.598	37.576	37.680	1'50.281	271,4	12:08'18.654	17	10.413	26.327	38.809	38.697	1'54.246	254,1	12:08'27.116
Race Time 34'54.354								Race Time 35'02.816							

49 E. FULGENZI (1'50.473)							
Lap	Seg.1	Seg.2	Seg.3	Seg.4	Lap Time	km/h	Local Time
1		26.280	38.241	38.062	1'55.520	213,9	11:35'19.820
2	10.376	<b>24.386</b>	<b>37.801</b>	<b>37.910</b>	<b>1'50.473</b>	<b>270,0</b>	11:37'10.293
3	<b>10.342</b>	24.744	37.892	38.948	1'51.926	<b>270,0</b>	11:39'02.219
4	10.350	28.117	47.843	51.556	2'17.866P	241,6	11:41'20.085
Race Time 7'55.785							

67 A. DE GIACOMI (1'50.912)							
Lap	Seg.1	Seg.2	Seg.3	Seg.4	Lap Time	km/h	Local Time
1		27.173	39.651	38.693	2'00.681	211,4	11:35'24.981
2	10.692	25.343	<b>39.621</b>	38.779	1'54.435	232,8	11:37'19.416
3	10.344	24.756	39.051	38.551	1'52.702	253,5	11:39'12.118
4	10.290	24.911	38.375	38.401	1'51.977	259,0	11:41'04.095
5	10.347	24.367	38.222	38.567	1'51.503	274,1	11:42'55.598
6	10.408	24.373	38.334	38.576	1'51.691	271,4	11:44'47.289
7	10.388	<b>24.299</b>	38.528	38.135	1'51.350	272,7	11:46'38.639
8	10.390	24.496	37.983	<b>38.043</b>	<b>1'50.912</b>	274,1	11:48'29.551
9	10.389	25.542	37.867	39.050	1'52.848	267,3	11:50'22.399
10	<b>10.223</b>	24.767	<b>37.865</b>	38.228	1'51.083	<b>275,5</b>	11:52'13.482
11	10.369	25.163	38.045	40.522	1'54.099	267,3	11:54'07.581
12	10.368	24.447	38.411	38.612	1'51.838	269,3	11:55'59.419
13	10.417	24.575	38.847	38.892	1'52.731	267,3	11:57'52.150
14	10.373	26.332	40.820	42.081	1'59.606	274,1	11:59'51.756
15	18.392	46.640	1'12.241	1'17.096	3'34.369	133,0	12:03'26.125
16	20.591	42.603	1'02.130	1'04.369	3'09.693	86,7	12:06'35.818
17	10.434	25.108	39.332	38.754	1'53.628	257,1	12:08'29.446
Race Time 35'05.146							

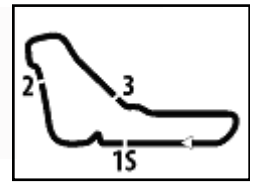
50 F. FENICI (1'51.199)							
Lap	Seg.1	Seg.2	Seg.3	Seg.4	Lap Time	km/h	Local Time
1		29.036	38.654	38.734	2'02.414	226,4	11:35'26.714
2	10.389	25.441	39.193	38.972	1'53.995	252,3	11:37'20.709
3	<b>10.180</b>	25.085	37.953	38.496	1'51.714	266,0	11:39'12.423
4	10.396	25.545	38.877	38.652	1'53.470	264,1	11:41'05.893
5	10.452	24.572	37.979	<b>38.312</b>	1'51.315	269,3	11:42'57.208
6	10.397	24.543	37.940	38.387	1'51.267	266,0	11:44'48.475
7	10.279	24.644	38.602	38.349	1'51.874	<b>274,1</b>	11:46'40.349
8	10.290	<b>24.377</b>	37.996	38.536	<b>1'51.199</b>	264,1	11:48'31.548
9	10.434	24.789	37.909	38.713	1'51.845	268,7	11:50'23.393
10	10.331	24.930	<b>37.750</b>	40.902	1'53.913	271,4	11:52'17.306
11	10.401	24.627	38.036	38.691	1'51.755	271,4	11:54'09.061
12	10.379	24.536	37.922	38.508	1'51.345	268,7	11:56'00.406
13	10.447	24.685	37.836	39.003	1'51.971	235,3	11:57'52.377
14	10.373	26.654	40.865	42.472	2'00.364	240,0	11:59'52.741
15	18.148	46.466	1'12.284	1'17.720	3'34.618	123,1	12:03'27.359
16	20.337	43.231	1'01.151	1'04.104	3'08.823	81,6	12:06'36.182
17	10.425	25.121	39.301	38.889	1'53.736	251,2	12:08'29.918
Race Time 35'05.618							

75 A. GALLI (1'50.366)							
Lap	Seg.1	Seg.2	Seg.3	Seg.4	Lap Time	km/h	Local Time
1		38.669	<b>37.036</b>	41.172	2'13.229	216,0	11:35'37.529
2	10.479	24.502	45.138	38.969	1'59.088	271,4	11:37'36.617
3	10.516	24.525	38.390	38.377	1'51.808	266,7	11:39'28.425
4	10.439	24.354	38.174	38.328	1'51.295	271,4	11:41'19.720
5	10.417	24.623	38.117	38.528	1'51.685	272,7	11:43'11.405
6	10.442	24.572	38.347	38.112	1'51.473	271,4	11:45'02.878
7	10.475	<b>24.267</b>	38.021	38.059	1'50.822	271,4	11:46'53.700
8	10.446	24.332	38.053	37.919	1'50.750	272,7	11:48'44.450
9	10.446	24.470	37.892	37.972	1'50.780	272,7	11:50'35.230
10	10.414	24.273	37.869	37.930	1'50.486	<b>274,1</b>	11:52'25.716
11	<b>10.311</b>	24.475	38.002	37.920	1'50.708	271,4	11:54'16.424
12	10.404	24.460	37.606	<b>37.896</b>	<b>1'50.366</b>	272,7	11:56'06.790
13	10.402	24.386	38.125	37.931	1'50.844	272,7	11:57'57.634
14	10.438	24.775	40.725	42.807	1'58.745	269,3	11:59'56.379
15	16.377	46.970	1'11.909	1'18.011	3'33.267	116,4	12:03'29.646
16	19.614	44.159	59.841	1'03.818	3'07.432	112,5	12:06'37.078
17	10.390	25.212	39.061	50.975	2'05.638	260,2	12:08'42.716
Race Time 35'18.416 + 10.000Pen							

54 S. STEFANELLI (1'50.286)							
Lap	Seg.1	Seg.2	Seg.3	Seg.4	Lap Time	km/h	Local Time
1		26.636	39.324	39.148	2'00.695	223,6	11:35'24.995
2	10.265	25.451	38.250	38.626	1'52.592	276,9	11:37'17.587
3	10.466	25.021	38.294	38.439	1'52.220	241,1	11:39'09.807
4	10.371	24.427	38.041	38.405	1'51.244	266,7	11:41'01.051
5	10.391	24.454	37.974	38.845	1'51.664	274,1	11:42'52.715
6	10.350	24.860	38.100	38.509	1'51.819	261,5	11:44'44.534
7	10.444	25.509	37.775	38.383	1'52.111	266,0	11:46'36.645
8	10.401	24.458	37.870	38.184	1'50.913	268,7	11:48'27.558
9	10.361	<b>24.195</b>	<b>37.578</b>	<b>38.152</b>	<b>1'50.286</b>	272,7	11:50'17.844
10	10.374	24.818	37.841	38.746	1'51.779	274,1	11:52'09.623
11	10.294	24.417	37.653	38.385	1'50.749	275,5	11:54'00.372
12	10.363	24.381	38.059	38.161	1'50.964	274,1	11:55'51.336
13	10.356	24.284	38.254	38.439	1'51.333	272,7	11:57'42.669
14	10.358	24.331	41.589	44.111	2'00.389	274,1	11:59'43.058
15	21.888	46.174	1'13.517	1'16.661	3'38.240	119,2	12:03'21.298
16	22.011	40.993	1'03.619	1'05.173	3'11.796	95,7	12:06'33.094
17	<b>10.240</b>	27.526	39.673	39.260	1'56.699	<b>279,1</b>	12:08'29.793
Race Time 35'05.493 + 5.000Pen							

80 L. MOWLE (1'51.541)							
Lap	Seg.1	Seg.2	Seg.3	Seg.4	Lap Time	km/h	Local Time
1		28.533	39.299	39.013	2'03.848	193,5	11:35'28.148
2	10.354	24.860	38.593	39.900	1'53.707	268,0	11:37'21.855
3	<b>10.233</b>	25.060	38.417	38.787	1'52.497	266,0	11:39'14.352
4	10.361	24.897	39.095	39.159	1'53.512	243,2	11:41'07.864
5	10.402	24.831	41.174	38.614	1'55.021	252,3	11:43'02.885
6	10.362	24.636	38.79				

**ACI Racing Weekend Monza, 20-21 Giugno 2026**  
**Chronological Analysis Race 2**



Autodromo Monza 5.793 m

Start at 11:33'24.300

9	10.434	25.204	38.654	38.571	1'52.863	266,7	11:50'33.655
10	10.402	24.665	<b>38.064</b>	38.629	1'51.760	<b>272,7</b>	11:52'25.415
11	10.438	25.057	38.615	38.840	1'52.950	264,1	11:54'18.365
12	10.429	24.604	38.142	<b>38.366</b>	<b>1'51.541</b>	268,0	11:56'09.906
13	10.452	24.709	38.348	39.078	1'52.587	268,0	11:58'02.493
14	10.439	<b>24.491</b>	39.723	42.333	1'56.986	270,7	11:59'59.479
15	15.146	46.767	1'11.845	1'17.942	3'31.700	115,5	12:03'31.179
16	19.265	43.710	59.634	1'04.430	3'07.039	92,5	12:06'38.218
17	10.510	25.157	38.574	39.757	1'53.998	241,6	12:08'32.216

Race Time 35'07.916

**88 A. GIRONDI (1'50.262)**

Lap	Seg.1	Seg.2	Seg.3	Seg.4	Lap Time	km/h	Local Time
1		29.263	39.379	39.235	2'02.642	194,6	11:35'26.942
2	10.250	25.178	38.892	39.273	1'53.593	267,3	11:37'20.535
3	10.390	25.335	37.966	38.436	1'52.127	254,1	11:39'12.662
4	10.230	25.372	39.413	38.795	1'53.810	272,0	11:41'06.472
5	10.333	<b>24.349</b>	38.214	38.492	1'51.388	275,5	11:42'57.860
6	10.358	24.413	37.640	38.352	1'50.763	266,7	11:44'48.623
7	<b>10.192</b>	24.454	37.968	38.186	1'50.800	<b>278,4</b>	11:46'39.423
8	10.365	24.472	37.545	38.095	1'50.477	270,7	11:48'29.900
9	10.203	25.115	37.733	<b>37.813</b>	1'50.864	276,9	11:50'20.764
10	10.371	24.462	<b>37.481</b>	37.948	<b>1'50.262</b>	271,4	11:52'11.026
11	10.344	24.608	37.666	37.988	1'50.606	268,7	11:54'01.632
12	10.384	24.621	37.621	38.270	1'50.896	266,0	11:55'52.528
13	10.389	24.544	37.575	37.988	1'50.496	261,5	11:57'43.024
14	10.351	24.525	41.559	43.844	2'00.279	251,7	11:59'43.303
15	22.220	46.629	1'12.981	1'16.806	3'38.636	113,6	12:03'21.939
16	22.260	40.688	1'03.642	1'05.004	3'11.594	92,0	12:06'33.533
17	10.354	26.047	39.023	38.499	1'53.923	262,8	12:08'27.456

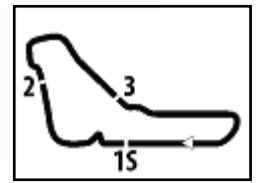
Race Time 35'03.156



ACI Racing Weekend Monza, 20-21 Giugno 2026

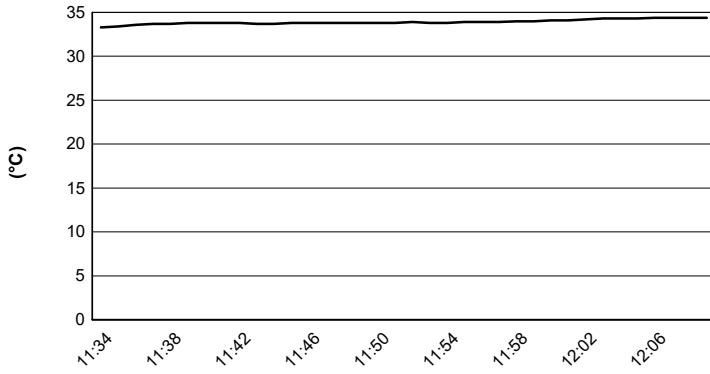
Weather Report Race 2

Session started 11:33 - Session ended 12:09

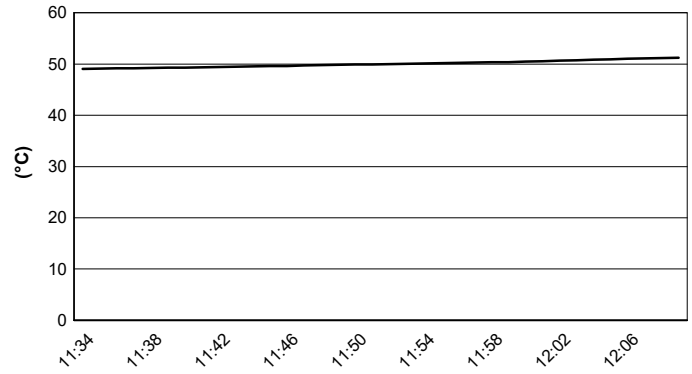


Autodromo Monza 5.793 m

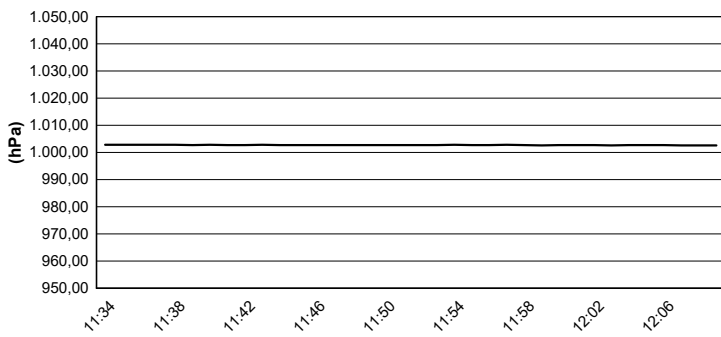
Air Temperature



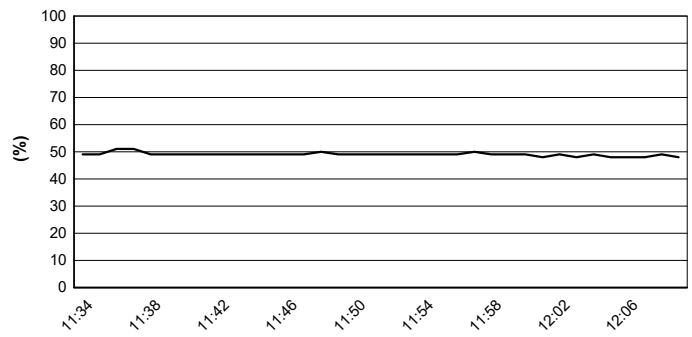
Track Temperature



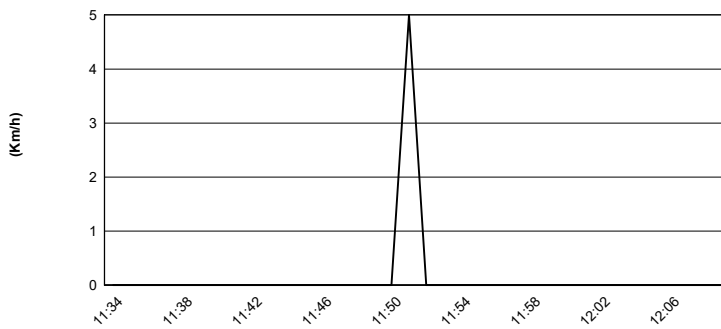
Air Pressure



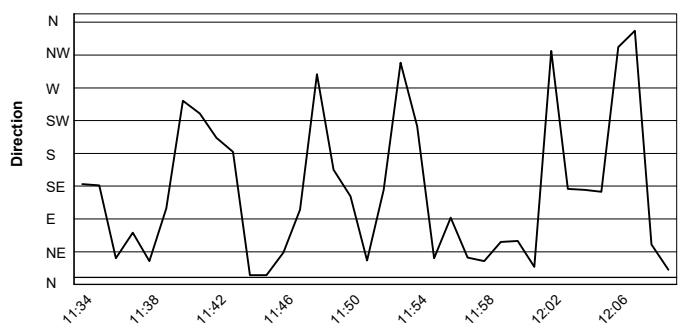
Humidity



Wind Speed

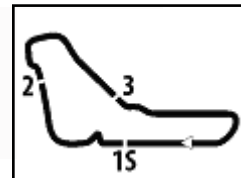


Wind Direction



**ACI Racing Weekend Monza, 20-21 Giugno 2026**

**Starting Grid - Race 2 (Duration: 30' +1 Lap)**



Autodromo Monza 5.793 m

50	<b>FENICI F.</b> The Driving Experiences	Porsche 1'50.781	80	<b>MOWLE L.</b> BeDriver	Porsche 1'51.909	16
17	<b>BERTA B.</b> Malucelli Motorsport Esseracin	Porsche 1'50.599	75	<b>GALLI A.</b> Ebimotors	Porsche 1'50.599	15
25	<b>CHELI L.</b> Dinamic Motorsport	Porsche 1'50.277	54	<b>STEFANELLI S.</b> Malucelli Motorsport Esseracin	Porsche 1'50.442	14
67	<b>DE GIACOMI A.</b> Ebimotors	Porsche 1'50.057	30	<b>GAILLARD K.</b> Ombra Racing	Porsche 1'50.149	13
19	<b>D'AMICO A.</b> Dinamic Motorsport	Porsche 1'49.795	12	<b>MARTINEZ L.</b> Ombra Racing	Porsche 1'49.211	12
4	<b>DE PRENTER P.</b> The Driving Experiences	Porsche 1'49.751	88	<b>GIRONDI A.</b> Enrico Fulgenzi Racing	Porsche 1'49.767	11
7	<b>BUTTI M.</b> The Driving Experiences	Porsche 1'49.490	56	<b>BRUSA C.</b> Prima Ghinzani Motorsport	Porsche 1'49.527	10
33	<b>SCHAAP N.</b> Ombra Racing	Porsche 1'49.258	28	<b>AMATI G.</b> Prima Ghinzani Motorsport	Porsche 1'49.295	9
22	<b>QUINTIERI E.</b> Omnia Motorsport	Porsche 1'49.130	31	<b>BERTUCA C.</b> Omnia Motorsport	Porsche 1'49.242	8
24	<b>FANT F.</b> Target	Porsche 1'48.976	18	<b>MEZZETTI W.</b> Dinamic Motorsport	Porsche 1'49.028	7
20	<b>HAUGHTON H.</b> Enrico Fulgenzi Racing	Porsche 1'48.865	32	<b>QUARESMINI G.</b> Prima Ghinzani Motorsport	Porsche 1'48.873	6
11	<b>VOISIN C.</b> Ombra Racing	Porsche 1'48.669	3	<b>CERQUI A.</b> Ebimotors	Porsche 1'48.702	5
14	<b>VAN SOELEN S.</b> Target	Porsche 1'48.626	49	<b>FULGENZI E.</b> Enrico Fulgenzi Racing	Porsche 1'48.656	4
21	<b>BERTONELLI D.</b> BeDriver	Porsche 1'48.445	8	<b>DELLI GUANTI P.</b> Team Q8 Hi-Perform	Porsche 1'48.468	3
15	<b>FESTANTE A.</b> Target	Porsche 1'48.309	10	<b>ZENDELI L.</b> BeDriver	Porsche 1'48.368	2
			35	<b>BRISTOT A.</b> Dinamic Motorsport	Porsche 1'47.941	1

Il pilota n. 12 (Martinez L.) retrocesso di 5 posizioni con decisione n. 4 dei CC.SS.

