

ACI Racing Weekend Misano, 9-10 Maggio 2026

Results Race 2

Misano Circuit Sic 58 4.226 m

Laps 20 = 84,520 km - Avg 153,702 km/h - Race Time 32'59.629

No.	Driver	Nat	Entrant	Team	Car	Class	Laps	Time	Gap	Rel.	Fastest Lap
1	35 BRISTOT Andrea	ITA	Dinamic Motorsport	Dinamic Motorsport	Porsche 911 GT3 CUP 9	R	20	32'59.629		16	1'35.735
2	20 HAUGHTON Harley	GBR	Enrico Fulgenzi Racing	Enrico Fulgenzi Racing	Porsche 911 GT3 CUP 9	R	20	33'03.476	3.847	3.847	10 1'35.809
3	15 FESTANTE Aldo	ITA	Target	Target	Porsche 911 GT3 CUP 9		20	33'07.006	7.377	3.530	8 1'36.051
4	8 DELLI GUANTI Pietro	ITA	Team Q8 Hi-Perform	Team Q8 Hi-Perform	Porsche 911 GT3 CUP 9		20	33'07.855	8.226	0.849	7 1'36.070
5	7 BUTTI Marco	ITA	The Driving Experiences	The Driving Experiences	Porsche 911 GT3 CUP 9	R	20	33'18.574	18.945	10.719	14 1'36.216
6	31 BERTUCA Cristian	ITA	Omnia Motorsport	Omnia Motorsport	Porsche 911 GT3 CUP 9	R	20	33'20.144	20.515	1.570	14 1'36.504
7	32 QUARESMINI Gianmarco	ITA	Prima Ghinzani Motorsport	Prima Ghinzani Motorsport	Porsche 911 GT3 CUP 9		20	33'20.413	20.784	0.269	17 1'36.498
8	33 SCHAAP Nathan	NLD	Ombra Racing	Ombra Racing	Porsche 911 GT3 CUP 9		20	33'21.417	21.788	1.004	12 1'36.572
9	24 FANT Filippo	ITA	Target	Target	Porsche 911 GT3 CUP 9		20	33'21.930	22.301	0.513	14 1'36.623
10	10 ZENDELI Lirim	DEU	BeDriver	BeDriver	Porsche 911 GT3 CUP 9		20	33'22.313	22.684	0.383	15 1'36.445
11	3 CERQUI Alberto	ITA	Ebimotors	Ebimotors	Porsche 911 GT3 CUP 9		20	33'23.324	23.695	1.011	12 1'36.397
12	5 TAYLOR Nicolas	CAN	PMA Motorsport	PMA Motorsport	Porsche 911 GT3 CUP 9	R	20	33'27.720	28.091	4.396	5 1'36.860
13	19 D'AMICO Andrea	ITA	Dinamic Motorsport	Dinamic Motorsport	Porsche 911 GT3 CUP 9	R	20	33'27.906	28.277	0.186	5 1'36.820
14	21 BERTONELLI Diego	ITA	BeDriver	BeDriver	Porsche 911 GT3 CUP 9		20	33'28.500	28.871	0.594	5 1'36.748
15	11 UGRAN Filip	ROU	Ombra Racing	Ombra Racing	Porsche 911 GT3 CUP 9	R	20	33'28.866	29.237	0.366	6 1'36.773
16	18 MEZZETTI William	ITA	Dinamic Motorsport	Dinamic Motorsport	Porsche 911 GT3 CUP 9		20	33'29.720	30.091	0.854	15 1'36.850
17	25 CHELI Lorenzo	SMR	Dinamic Motorsport	Dinamic Motorsport	Porsche 911 GT3 CUP 9		20	33'34.703	35.074	4.983	15 1'36.981
18	28 AMATI Giorgio	ITA	Prima Ghinzani Motorsport	Prima Ghinzani Motorsport	Porsche 911 GT3 CUP 9		20	33'42.173	42.544	7.470	15 1'36.212
19	6 TAYLOR Zachary	CAN	PMA Motorsport	PMA Motorsport	Porsche 911 GT3 CUP 9	R	20	33'43.353	43.724	1.180	18 1'37.808
20	22 QUINTIERI Ermanno	ITA	Omnia Motorsport	Omnia Motorsport	Porsche 911 GT3 CUP 9	R	20	33'48.932	49.303	5.579	7 1'37.394
21	30 GAILLARD Karen	CHE	Ombra Racing	Ombra Racing	Porsche 911 GT3 CUP 9	R	20	33'49.307	49.678	0.375	15 1'37.619
22	88 GIRONDI Andrea	ITA	Enrico Fulgenzi Racing	Enrico Fulgenzi Racing	Porsche 911 GT3 CUP 9	MC	20	33'49.832	50.203	0.525	12 1'37.714
23	50 FENICI Francesco Maria	ITA	The Driving Experiences	The Driving Experiences	Porsche 911 GT3 CUP 9	MC	20	33'55.760	56.131	5.928	9 1'37.553
24	75 GALLI Andrea	ITA	Ebimotors	Ebimotors	Porsche 911 GT3 CUP 9	MC	20	33'56.887	57.258	1.127	18 1'37.915
25	80 MOWLE Lee	GBR	BeDriver	BeDriver	Porsche 911 GT3 CUP 9	MC	20	33'59.381	59.752	2.494	11 1'38.288
26	67 DE GIACOMI Alex	ITA	Ebimotors	Ebimotors	Porsche 911 GT3 CUP 9	MC	20	34'11.220	1'11.591	11.839	7 1'37.447
27	14 VAN SOELEN Senna	NLD	Target	Target	Porsche 911 GT3 CUP 9	R	18	29'49.665	2 Laps	2 Laps	9 1'35.733
28	4 DE PRENTER Paul	NLD	The Driving Experiences	The Driving Experiences	Porsche 911 GT3 CUP 9	R	15	25'31.298	5 Laps	3 Laps	11 1'36.966
----- Not Classified -----											
RET	17 BERTA Benjamin	HUN	Malucelli Motorsport	Malucelli Motorsport Esseracing	Porsche 911 GT3 CUP 9	R	5	9'11.658	15 Laps	4	1'38.648
RET	56 BRUSA Cesare	ITA	Prima Ghinzani Motorsport	Prima Ghinzani Motorsport	Porsche 911 GT3 CUP 9	MC	0				
RET	54 STEFANELLI Stefano	ITA	Malucelli Motorsport	Malucelli Motorsport Esseracing	Porsche 911 GT3 CUP 9	MC	0				

Starting: 31 Classified: 28 Not Classified: 0 Retired: 3 Not Started: 0
Fastest Lap N. 9 No. 14 Senna van Soelen Time 1'35.733 Avg. 158,917 Km/h

Humidity:	65%	Air	21°C
Condition:	WET	Track	26°C

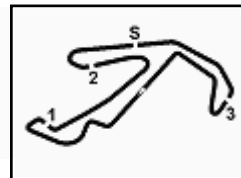
Penalty and Infringment

12.30 **28 G. AMATI** #28 Drive Through Penalty

Stewards : Paolo Longoni Antonello Di Spirito Giancarlo Menchiorri

10/05/2026 Start 12:13 End 12:47





ACI Racing Weekend Misano, 9-10 Maggio 2026

Results by Class Race 2

Misano Circuit Sic 58 4.226 m

Michelin Cup

Laps 20 = 84,520 km - Avg 149,900 km/h - Race Time 33'49.832

No.	Driver	Nat	Entrant	Team	Car	Laps	Time	Gap	Rel.	Fastest Lap
1	88 GIRONDI Andrea	ITA	Enrico Fulgenzi Racing	Enrico Fulgenzi Racing	Porsche 911 GT3 CUP 9	20	33'49.832		12	1'37.714
2	50 FENICI Francesco Maria	ITA	The Driving Experiences	The Driving Experiences	Porsche 911 GT3 CUP 9	20	33'55.760	5.928	5.928	9 1'37.553
3	75 GALLI Andrea	ITA	Ebimotors	Ebimotors	Porsche 911 GT3 CUP 9	20	33'56.887	7.055	1.127	18 1'37.915
4	80 MOWLE Lee	GBR	BeDriver	BeDriver	Porsche 911 GT3 CUP 9	20	33'59.381	9.549	2.494	11 1'38.288
5	67 DE GIACOMI Alex	ITA	Ebimotors	Ebimotors	Porsche 911 GT3 CUP 9	20	34'11.220	21.388	11.839	7 1'37.447
----- Not Classified -----										
RET	56 BRUSA Cesare	ITA	Prima Ghinzani Motorsport	Prima Ghinzani Motorsport	Porsche 911 GT3 CUP 9	0				
RET	54 STEFANELLI Stefano	ITA	Malucelli Motorsport	Malucelli Motorsport Esseracing	Porsche 911 GT3 CUP 9	0				

Starting: 7 Classified: 5 Not Classified: 0 Retired: 2 Not Started: 0
Fastest Lap N. 7 No. 67 Alex De Giacomi Time 1'37.447 Avg. 156,122 Km/h

Rookie

Laps 20 = 84,520 km - Avg 153,702 km/h - Race Time 32'59.629

No.	Driver	Nat	Entrant	Team	Car	Laps	Time	Gap	Rel.	Fastest Lap
1	35 BRISTOT Andrea	ITA	Dinamic Motorsport	Dinamic Motorsport	Porsche 911 GT3 CUP 9	20	32'59.629		16	1'35.735
2	20 HAUGHTON Harley	GBR	Enrico Fulgenzi Racing	Enrico Fulgenzi Racing	Porsche 911 GT3 CUP 9	20	33'03.476	3.847	3.847	10 1'35.809
3	7 BUTTI Marco	ITA	The Driving Experiences	The Driving Experiences	Porsche 911 GT3 CUP 9	20	33'18.574	18.945	15.098	14 1'36.216
4	31 BERTUCA Cristian	ITA	Omnia Motorsport	Omnia Motorsport	Porsche 911 GT3 CUP 9	20	33'20.144	20.515	1.570	14 1'36.504
5	5 TAYLOR Nicolas	CAN	PMA Motorsport	PMA Motorsport	Porsche 911 GT3 CUP 9	20	33'27.720	28.091	7.576	5 1'36.860
6	19 D'AMICO Andrea	ITA	Dinamic Motorsport	Dinamic Motorsport	Porsche 911 GT3 CUP 9	20	33'27.906	28.277	0.186	5 1'36.820
7	11 UGRAN Filip	ROU	Ombra Racing	Ombra Racing	Porsche 911 GT3 CUP 9	20	33'28.866	29.237	0.960	6 1'36.773
8	6 TAYLOR Zachary	CAN	PMA Motorsport	PMA Motorsport	Porsche 911 GT3 CUP 9	20	33'43.353	43.724	14.487	18 1'37.808
9	22 QUINTIERI Ermanno	ITA	Omnia Motorsport	Omnia Motorsport	Porsche 911 GT3 CUP 9	20	33'48.932	49.303	5.579	7 1'37.394
10	30 GAILLARD Karen	CHE	Ombra Racing	Ombra Racing	Porsche 911 GT3 CUP 9	20	33'49.307	49.678	0.375	15 1'37.619
11	14 VAN SOELEN Senna	NLD	Target	Target	Porsche 911 GT3 CUP 9	18	29'49.665	2 Laps	2 Laps	9 1'35.733
12	4 DE PRENTER Paul	NLD	The Driving Experiences	The Driving Experiences	Porsche 911 GT3 CUP 9	15	25'31.298	5 Laps	3 Laps	11 1'36.966
----- Not Classified -----										
RET	17 BERTA Benjamin	HUN	Malucelli Motorsport	Malucelli Motorsport Esseracing	Porsche 911 GT3 CUP 9	5	9'11.658	15 Laps		4 1'38.648

Starting: 13 Classified: 12 Not Classified: 0 Retired: 1 Not Started: 0
Fastest Lap N. 9 No. 14 Senna van Soelen Time 1'35.733 Avg. 158,917 Km/h

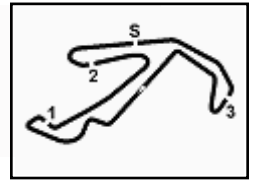
Humidity:	65%	Air	21°C
Condition:	WET	Track	26°C

Stewards : Paolo Longoni Antonello Di Spirito Giancarlo Menchiורי

10/05/2026 Start 12:13 End 12:47

Powered by FICr PERUGIA TIMING





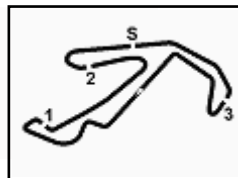
Misano Circuit Sic 58 4.226 m

		Lap																			
		1	2	3	4	5	6	7	8	9	10	11	12	13	14	15	16	17	18	19	20
1	35	35	35	35	35	35	35	35	35	35	35	35	35	35	35	35	35	35	35	35	35
2	14	14	14	14	14	14	14	14	14	14	14	14	14	14	14	14	14	14	14	20	20
3	20	20	20	20	20	20	20	20	20	20	20	20	20	20	20	20	20	20	20	15	15
4	15	15	15	15	15	15	15	15	15	15	15	15	15	15	15	15	15	15	15	8	8
5	8	8	8	8	8	8	8	8	8	8	8	8	8	8	8	8	8	8	8	7	7
6	31	31	31	31	31	31	31	31	31	31	31	28	31	31	31	31	7	31	31	31	31
7	3	3	3	3	3	3	7	7	28	28	31	7	7	7	7	31	7	7	32	32	
8	7	7	7	7	7	7	3	3	7	7	7	32	32	32	32	32	32	32	33	33	
9	21	21	21	21	21	28	28	28	33	32	32	33	33	33	33	33	33	33	33	24	24
10	28	28	28	28	28	21	33	32	32	33	33	24	24	24	24	24	24	24	10	10	
11	33	33	33	33	33	33	32	33	10	24	24	10	10	10	10	10	10	10	3	3	
12	24	24	24	32	32	32	24	24	24	10	10	3	3	3	3	3	3	3	5	5	
13	32	32	32	24	24	24	21	10	5	5	3	5	5	5	5	5	5	5	19	19	
14	10	10	10	10	10	10	10	5	3	3	5	19	19	19	19	19	19	19	21	21	
15	11	11	11	11	11	11	11	19	19	19	19	21	21	21	21	21	21	21	11	11	
16	5	5	5	5	5	5	5	18	21	21	21	11	11	11	11	11	11	11	18	18	
17	19	19	19	19	19	19	19	21	11	11	11	18	18	18	18	18	18	18	25	25	
18	22	22	22	18	18	18	18	11	18	18	18	28	25	25	25	25	25	25	6	28	
19	18	18	18	17	22	22	22	22	22	22	25	25	4	4	4	6	6	6	28	6	
20	17	17	17	22	6	6	25	25	25	22	22	22	22	22	22	22	22	28	22	22	
21	6	6	6	6	17	25	6	6	6	4	4	4	6	6	6	30	28	22	30	30	
22	30	30	30	25	25	30	30	30	4	6	6	6	30	30	30	67	30	30	67	88	
23	25	25	25	30	30	50	50	4	30	30	30	67	67	67	88	67	67	88	50	50	
24	50	50	50	50	4	4	67	67	67	67	67	88	88	88	28	88	88	75	75	75	
25	88	88	88	4	4	67	67	88	88	88	88	88	28	28	28	75	75	75	50	80	
26	67	4	4	88	88	88	88	75	75	75	75	75	75	75	75	50	50	50	80	67	
27	4	67	67	67	67	75	75	80	80	80	80	80	80	80	80	80	80	80			
28	75	75	75	75	75	80	80	50	50	50	50	50	50	50	50						
29	80	80	80	80	80																

Final Result		
1	35 BRISTOT A.	Laps 20
2	20 HAUGHTON H.	3.847
3	15 FESTANTE A.	7.377
4	8 DELLI GUANTI P.	8.226
5	7 BUTTI M.	18.945
6	31 BERTUCA C.	20.515
7	32 QUARESMINI G.	20.784
8	33 SCHAAP N.	21.788
9	24 FANT F.	22.301
10	10 ZENDELI L.	22.684
11	3 CERQUI A.	23.695
12	5 TAYLOR N.	28.091
13	19 D'AMICO A.	28.277
14	21 BERTONELLI D.	28.871
15	11 UGRAN F.	29.237
16	18 MEZZETTI W.	30.091
17	25 CHELI L.	35.074
18	28 AMATI G.	42.544
19	6 TAYLOR Z.	43.724
20	22 QUINTIERI E.	49.303
21	30 GAILLARD K.	49.678
22	88 GIRONDI A.	50.203
23	50 FENICI F.	56.131
24	75 GALLI A.	57.258
25	80 MOWLE L.	59.752
26	67 DE GIACOMI A.	1'11.591
27	14 VAN SOELEN S.	2 Laps
28	4 DE PRENTER P.	5 Laps
RET	17 BERTA B.	15 Laps
RET	54 STEFANELLI S.	
RET	56 BRUSA C.	



ACI Racing Weekend Misano, 9-10 Maggio 2026
Best Sectors & Speed Race 2



Misano Circuit Sic 58 4.226 m

RESULTS

1	35 BRISTOT Andrea	Porsche 911 GT3 CUP 992	Laps 20
2	20 HAUGHTON Harley	Porsche 911 GT3 CUP 992	3.847
3	15 FESTANTE Aldo	Porsche 911 GT3 CUP 992	7.377
4	8 DELLI GUANTI Pietro	Porsche 911 GT3 CUP 992	8.226
5	7 BUTTI Marco	Porsche 911 GT3 CUP 992	18.945
6	31 BERTUCA Cristian	Porsche 911 GT3 CUP 992	20.515
7	32 QUARESMINI Gianmarco	Porsche 911 GT3 CUP 992	20.784
8	33 SCHAAP Nathan	Porsche 911 GT3 CUP 992	21.788
9	24 FANT Filippo	Porsche 911 GT3 CUP 992	22.301
10	10 ZENDELI Lirim	Porsche 911 GT3 CUP 992	22.684
11	3 CERQUI Alberto	Porsche 911 GT3 CUP 992	23.695
12	5 TAYLOR Nicolas	Porsche 911 GT3 CUP 992	28.091
13	19 D'AMICO Andrea	Porsche 911 GT3 CUP 992	28.277
14	21 BERTONELLI Diego	Porsche 911 GT3 CUP 992	28.871
15	11 UGRAN Filip	Porsche 911 GT3 CUP 992	29.237
16	18 MEZZETTI William	Porsche 911 GT3 CUP 992	30.091
17	25 CHELI Lorenzo	Porsche 911 GT3 CUP 992	35.074
18	28 AMATI Giorgio	Porsche 911 GT3 CUP 992	42.544
19	6 TAYLOR Zachary	Porsche 911 GT3 CUP 992	43.724
20	22 QUINTIERI Ermanno	Porsche 911 GT3 CUP 992	49.303
21	30 GAILLARD Karen	Porsche 911 GT3 CUP 992	49.678
22	88 GIRONDI Andrea	Porsche 911 GT3 CUP 992	50.203
23	50 FENICI Francesco Maria	Porsche 911 GT3 CUP 992	56.131
24	75 GALLI Andrea	Porsche 911 GT3 CUP 992	57.258
25	80 MOWLE Lee	Porsche 911 GT3 CUP 992	59.752
26	67 DE GIACOMI Alex	Porsche 911 GT3 CUP 992	1'11.591
27	14 VAN SOELEN Senna	Porsche 911 GT3 CUP 992	2 Laps
28	4 DE PRENTER Paul	Porsche 911 GT3 CUP 992	5 Laps
RET	17 BERTA Benjamin	Porsche 911 GT3 CUP 992	15 Laps
RET	54 STEFANELLI Stefano	Porsche 911 GT3 CUP 992	
RET	56 BRUSA Cesare	Porsche 911 GT3 CUP 992	

SPEED

1	11 UGRAN Filip	Porsche 911 GT3 CUP 992	219,5
2	21 BERTONELLI Diego	Porsche 911 GT3 CUP 992	219,5
3	88 GIRONDI Andrea	Porsche 911 GT3 CUP 992	219,5
4	10 ZENDELI Lirim	Porsche 911 GT3 CUP 992	219,5
5	6 TAYLOR Zachary	Porsche 911 GT3 CUP 992	219,1
6	19 D'AMICO Andrea	Porsche 911 GT3 CUP 992	219,1
7	18 MEZZETTI William	Porsche 911 GT3 CUP 992	218,6
8	24 FANT Filippo	Porsche 911 GT3 CUP 992	218,6
9	67 DE GIACOMI Alex	Porsche 911 GT3 CUP 992	218,6
10	32 QUARESMINI Gianmarco	Porsche 911 GT3 CUP 992	218,2
11	3 CERQUI Alberto	Porsche 911 GT3 CUP 992	218,2
12	7 BUTTI Marco	Porsche 911 GT3 CUP 992	218,2
13	8 DELLI GUANTI Pietro	Porsche 911 GT3 CUP 992	218,2
14	17 BERTA Benjamin	Porsche 911 GT3 CUP 992	218,2
15	30 GAILLARD Karen	Porsche 911 GT3 CUP 992	218,2
16	14 VAN SOELEN Senna	Porsche 911 GT3 CUP 992	217,7
17	28 AMATI Giorgio	Porsche 911 GT3 CUP 992	217,7
18	33 SCHAAP Nathan	Porsche 911 GT3 CUP 992	217,7
19	50 FENICI Francesco Maria	Porsche 911 GT3 CUP 992	217,7
20	5 TAYLOR Nicolas	Porsche 911 GT3 CUP 992	217,7
21	4 DE PRENTER Paul	Porsche 911 GT3 CUP 992	217,7
22	75 GALLI Andrea	Porsche 911 GT3 CUP 992	217,3
23	15 FESTANTE Aldo	Porsche 911 GT3 CUP 992	217,3
24	54 STEFANELLI Stefano	Porsche 911 GT3 CUP 992	216,9
25	35 BRISTOT Andrea	Porsche 911 GT3 CUP 992	216,9
26	20 HAUGHTON Harley	Porsche 911 GT3 CUP 992	216,9
27	31 BERTUCA Cristian	Porsche 911 GT3 CUP 992	216,9
28	22 QUINTIERI Ermanno	Porsche 911 GT3 CUP 992	216,0
29	25 CHELI Lorenzo	Porsche 911 GT3 CUP 992	216,0
30	80 MOWLE Lee	Porsche 911 GT3 CUP 992	216,0
31	56 BRUSA Cesare	Porsche 911 GT3 CUP 992	210,9

SEG. 1

1	35 BRISTOT Andrea	25.267
2	20 HAUGHTON Harley	25.275
3	8 DELLI GUANTI Pietro	25.339
4	15 FESTANTE Aldo	25.345
5	28 AMATI Giorgio	25.350
6	14 VAN SOELEN Senna	25.366
7	7 BUTTI Marco	25.409
8	3 CERQUI Alberto	25.418
9	32 QUARESMINI Gianmarco	25.441
10	31 BERTUCA Cristian	25.500
11	33 SCHAAP Nathan	25.530
12	5 TAYLOR Nicolas	25.534
13	10 ZENDELI Lirim	25.566
14	25 CHELI Lorenzo	25.583
15	11 UGRAN Filip	25.606
16	18 MEZZETTI William	25.621
17	24 FANT Filippo	25.646
18	21 BERTONELLI Diego	25.653
19	4 DE PRENTER Paul	25.670
20	88 GIRONDI Andrea	25.680
21	19 D'AMICO Andrea	25.687
22	75 GALLI Andrea	25.716
23	50 FENICI Francesco Maria	25.752
24	30 GAILLARD Karen	25.774
25	67 DE GIACOMI Alex	25.826
26	22 QUINTIERI Ermanno	25.858
27	6 TAYLOR Zachary	25.862
28	17 BERTA Benjamin	25.862
29	80 MOWLE Lee	25.864
30	56 BRUSA Cesare	37.328
31	54 STEFANELLI Stefano	37.394

SEG. 2

1	35 BRISTOT Andrea	22.569
2	8 DELLI GUANTI Pietro	22.587
3	7 BUTTI Marco	22.612
4	20 HAUGHTON Harley	22.619
5	14 VAN SOELEN Senna	22.674
6	19 D'AMICO Andrea	22.684
7	15 FESTANTE Aldo	22.686
8	31 BERTUCA Cristian	22.689
9	32 QUARESMINI Gianmarco	22.693
10	28 AMATI Giorgio	22.695
11	11 UGRAN Filip	22.710
12	18 MEZZETTI William	22.723
13	3 CERQUI Alberto	22.727
14	4 DE PRENTER Paul	22.744
15	25 CHELI Lorenzo	22.746
16	33 SCHAAP Nathan	22.750
17	50 FENICI Francesco Maria	22.752
18	10 ZENDELI Lirim	22.786
19	24 FANT Filippo	22.803
20	21 BERTONELLI Diego	22.812
21	22 QUINTIERI Ermanno	22.824
22	6 TAYLOR Zachary	22.831
23	5 TAYLOR Nicolas	22.839
24	67 DE GIACOMI Alex	22.885
25	88 GIRONDI Andrea	22.900
26	80 MOWLE Lee	22.920
27	30 GAILLARD Karen	22.987
28	75 GALLI Andrea	23.036
29	17 BERTA Benjamin	23.125
30	56 BRUSA Cesare	24.157
31	54 STEFANELLI Stefano	24.381

SEG. 3

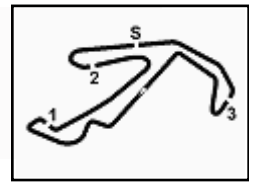
1	14 VAN SOELEN Senna	26.424
2	35 BRISTOT Andrea	26.538
3	20 HAUGHTON Harley	26.543
4	8 DELLI GUANTI Pietro	26.599
5	15 FESTANTE Aldo	26.610
6	32 QUARESMINI Gianmarco	26.610
7	24 FANT Filippo	26.631
8	3 CERQUI Alberto	26.638
9	7 BUTTI Marco	26.648
10	28 AMATI Giorgio	26.650
11	4 DE PRENTER Paul	26.672
12	10 ZENDELI Lirim	26.681
13	33 SCHAAP Nathan	26.707
14	31 BERTUCA Cristian	26.716
15	19 D'AMICO Andrea	26.743
16	18 MEZZETTI William	26.763
17	11 UGRAN Filip	26.767
18	50 FENICI Francesco Maria	26.775
19	5 TAYLOR Nicolas	26.805
20	21 BERTONELLI Diego	26.807
21	30 GAILLARD Karen	26.810
22	25 CHELI Lorenzo	26.848
23	22 QUINTIERI Ermanno	26.867
24	88 GIRONDI Andrea	26.892
25	67 DE GIACOMI Alex	26.907
26	6 TAYLOR Zachary	26.947
27	75 GALLI Andrea	27.000
28	80 MOWLE Lee	27.141
29	17 BERTA Benjamin	27.182
30	54 STEFANELLI Stefano	36.669

SEG. 4

1	14 VAN SOELEN Senna	21.165
2	20 HAUGHTON Harley	21.167
3	35 BRISTOT Andrea	21.186
4	7 BUTTI Marco	21.207
5	28 AMATI Giorgio	21.208
6	8 DELLI GUANTI Pietro	21.246
7	15 FESTANTE Aldo	21.261
8	10 ZENDELI Lirim	21.292
9	19 D'AMICO Andrea	21.315
10	3 CERQUI Alberto	21.324
11	31 BERTUCA Cristian	21.330
12	33 SCHAAP Nathan	21.347
13	24 FANT Filippo	21.373
14	18 MEZZETTI William	21.375
15	32 QUARESMINI Gianmarco	21.439
16	21 BERTONELLI Diego	21.460
17	4 DE PRENTER Paul	21.468
18	5 TAYLOR Nicolas	21.485
19	11 UGRAN Filip	21.513
20	67 DE GIACOMI Alex	21.523
21	25 CHELI Lorenzo	21.585
22	50 FENICI Francesco Maria	21.610
23	22 QUINTIERI Ermanno	21.613
24	88 GIRONDI Andrea	21.632
25	6 TAYLOR Zachary	21.637
26	30 GAILLARD Karen	21.755
27	75 GALLI Andrea	21.760
28	17 BERTA Benjamin	21.836
29	80 MOWLE Lee	21.852



ACI Racing Weekend Misano, 9-10 Maggio 2026
Chronological Analysis Race 2



Misano Circuit Sic 58.4.226m

Start at 12:13'14.072

1 / 5

3 A. CERQUI (1'36.397)							
Lap	Seg.1	Seg.2	Seg.3	Seg.4	Lap Time	km/h	Local Time
1		23.432	27.100	21.640	1'44.769	216,0	12:14'58.841
2	25.875	29.582	39.083	23.017	1'57.557	135,7	12:16'56.398
3	27.849	26.409	46.827	26.178	2'07.263	162,2	12:19'03.661
4	26.055	23.266	26.710	21.394	1'37.425	217,7	12:20'41.086
5	25.418	22.794	26.907	21.432	1'36.551	218,2	12:22'17.637
6	25.598	22.798	26.842	21.396	1'36.634	217,7	12:23'54.271
7	25.707	22.884	27.258	21.498	1'37.347	215,1	12:25'31.618
8	25.564	22.739	26.867	21.485	1'36.655	216,9	12:27'08.273
9	25.790	22.941	26.962	22.298	1'42.991	216,9	12:28'51.264
10	25.769	22.784	26.769	21.638	1'36.960	216,9	12:30'28.224
11	26.064	22.733	26.896	21.457	1'37.150	216,0	12:32'05.374
12	25.577	22.731	26.765	21.324	1'36.397	216,9	12:33'41.771
13	26.953	23.057	26.744	21.445	1'38.199	217,7	12:35'19.970
14	25.739	22.778	26.788	21.636	1'36.941	216,9	12:36'56.911
15	25.667	22.727	26.760	21.460	1'36.614	216,0	12:38'33.525
16	25.576	22.807	26.638	21.453	1'36.474	217,3	12:40'09.999
17	25.589	22.905	26.684	21.503	1'36.681	216,9	12:41'46.680
18	25.430	22.762	26.801	21.411	1'36.404	216,9	12:43'23.084
19	25.702	22.747	26.907	21.504	1'36.860	217,7	12:44'59.944
20	25.926	22.814	26.974	21.738	1'37.452	215,1	12:46'37.396
					Race Time	33'23.324	

4 P. DE PRENTER (1'36.966)							
Lap	Seg.1	Seg.2	Seg.3	Seg.4	Lap Time	km/h	Local Time
1		24.042	27.989	22.121	1'51.813	216,0	12:15'05.885
2	27.216	35.551	43.044	22.812	2'08.623	148,1	12:17'14.508
3	28.045	25.421	42.117	22.190	1'57.773	179,4	12:19'12.281
4	26.013	23.089	27.197	21.956	1'38.255	213,0	12:20'50.536
5	25.779	22.754	27.053	21.738	1'37.324	216,0	12:22'27.860
6	25.866	23.034	27.191	21.799	1'37.890	217,7	12:24'05.750
7	26.152	22.966	27.032	21.532	1'37.682	216,9	12:25'43.432
8	26.180	22.911	26.898	21.604	1'37.593	216,0	12:27'21.025
9	25.921	23.259	27.246	21.686	1'38.112	215,1	12:28'59.137
10	25.916	22.927	26.808	21.589	1'37.240	217,3	12:30'36.377
11	25.775	22.873	26.672	21.646	1'36.966	216,0	12:32'13.343
12	26.288	22.744	27.190	21.951	1'38.173	217,7	12:33'51.516
13	25.812	23.051	26.788	21.468	1'37.119	216,0	12:35'28.635
14	25.670	22.879	26.949	21.545	1'37.043	215,1	12:37'05.678
15	25.741	22.900	26.990	24.061	1'39.692	216,0	12:38'45.370
					Race Time	25'31.298	

5 N. TAYLOR (1'36.860)							
Lap	Seg.1	Seg.2	Seg.3	Seg.4	Lap Time	km/h	Local Time
1		23.743	27.723	22.436	1'48.796	217,7	12:15'02.868
2	25.990	32.402	40.265	23.133	2'01.790	157,4	12:17'04.658
3	27.055	27.394	43.178	24.490	2'02.117	120,8	12:19'06.775
4	26.032	23.084	27.007	21.602	1'37.725	215,1	12:20'44.500
5	25.652	22.892	26.831	21.485	1'36.860	216,0	12:22'21.360
6	25.707	22.918	26.889	21.553	1'37.067	216,0	12:23'58.427
7	25.534	22.937	27.004	21.672	1'37.147	217,7	12:25'35.574
8	25.894	23.565	26.918	21.572	1'37.949	216,9	12:27'13.523
9	25.540	22.945	27.027	21.786	1'37.298	216,0	12:28'50.821
10	25.695	22.928	26.894	21.738	1'37.255	216,0	12:30'28.076
11	26.559	22.901	26.981	21.635	1'38.076	216,0	12:32'06.152
12	25.708	22.902	26.920	21.576	1'37.106	216,0	12:33'43.258
13	25.852	23.048	26.943	21.638	1'37.481	216,9	12:35'20.739
14	25.756	22.839	26.916	21.733	1'37.244	216,0	12:36'57.983
15	25.669	23.254	26.805	21.606	1'37.334	216,0	12:38'35.317
16	25.680	22.901	26.898	21.587	1'37.066	216,0	12:40'12.383
17	25.653	23.374	27.087	21.547	1'37.661	215,1	12:41'50.044
18	25.580	22.884	26.996	21.644	1'37.104	215,6	12:43'27.148
19	25.576	22.922	27.004	21.659	1'37.161	215,1	12:45'04.309
20	25.754	23.108	26.913	21.708	1'37.483	215,1	12:46'41.792
					Race Time	33'27.720	

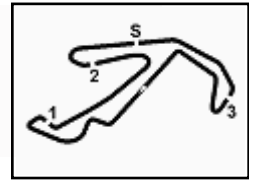
6 Z. TAYLOR (1'37.808)							
Lap	Seg.1	Seg.2	Seg.3	Seg.4	Lap Time	km/h	Local Time
1		24.159	28.051	22.623	1'50.040	216,9	12:15'04.112

2	26.690	33.782	41.477	22.494	2'04.443	151,3	12:17'08.555
3	26.661	27.309	43.119	22.978	2'00.067	134,2	12:19'08.622
4	25.952	23.072	27.364	22.314	1'38.702	217,3	12:20'47.324
5	26.220	22.977	26.970	21.784	1'37.951	217,7	12:22'25.275
6	26.271	23.006	26.983	21.765	1'38.025	216,0	12:24'03.300
7	26.233	23.428	27.280	21.765	1'38.706	217,7	12:25'42.006
8	26.320	22.902	26.947	21.865	1'38.034	216,9	12:27'20.040
9	26.125	23.114	27.199	21.935	1'38.373	215,1	12:28'58.413
10	26.203	22.926	27.076	22.045	1'38.250	216,0	12:30'36.663
11	25.970	22.932	26.947	21.960	1'37.809	216,9	12:32'14.472
12	26.153	22.906	27.185	21.841	1'38.085	216,0	12:33'52.557
13	26.002	22.964	27.087	21.932	1'37.985	216,9	12:35'30.542
14	26.021	22.958	27.642	21.817	1'38.438	219,1	12:37'08.980
15	26.147	23.135	27.246	21.708	1'38.236	216,0	12:38'47.216
16	26.025	23.189	26.993	21.824	1'38.031	216,0	12:40'25.247
17	26.051	22.879	27.272	21.637	1'37.839	216,0	12:42'03.086
18	25.962	22.831	27.142	21.873	1'37.808	216,0	12:43'40.894
19	25.862	22.970	27.375	21.941	1'38.148	216,0	12:45'19.042
20	26.421	23.087	27.166	21.709	1'38.383	216,0	12:46'57.425
					Race Time	33'43.353	

7 M. BUTTI (1'36.216)							
Lap	Seg.1	Seg.2	Seg.3	Seg.4	Lap Time	km/h	Local Time
1		23.269	27.195	21.606	1'44.964	215,1	12:14'59.036
2	26.046	30.678	38.382	23.226	1'58.332	130,1	12:16'57.368
3	28.083	25.993	46.509	26.106	2'06.691	163,4	12:19'04.059
4	25.832	23.250	26.727	21.511	1'37.320	217,7	12:20'41.379
5	25.665	22.850	26.849	21.322	1'36.686	216,0	12:22'18.065
6	25.644	22.835	26.693	21.407	1'36.579	216,0	12:23'54.644
7	25.633	22.756	26.884	21.339	1'36.612	214,3	12:25'31.256
8	25.553	22.767	26.648	21.847	1'36.815	216,9	12:27'08.071
9	25.674	22.799	27.572	24.044	1'40.089	213,4	12:28'48.160
10	25.579	22.909	26.852	21.207	1'36.547	216,0	12:30'24.707
11	25.606	22.699	26.983	21.352	1'36.640	216,0	12:32'01.347
12	25.517	22.807	26.835	21.364	1'36.523	216,0	12:33'37.870
13	25.551	22.867	26.707	21.375	1'36.500	216,0	12:35'14.370
14	25.409	22.612	26.755	21.440	1'36.216	216,0	12:36'50.586
15	25.524	22.654	26.697	21.426	1'36.301	216,9	12:38'26.887
16	25.583	22.909	26.805	21.674	1'36.971	216,0	12:40'03.858
17	26.175	23.115	26.892	21.358	1'37.540	218,2	12:41'41.398
18	25.860	23.441	26.837	21.525	1'37.663	216,0	12:43'19.061
19	25.665	22.913	26.835	21.470	1'36.883	215,1	12:44'55.944
20	25.681	22.713	26.814	21.494	1'36.702	215,1	12:46'32.646
					Race Time	33'18.574	

8 P. DELLI GUANTI (1'36.070)							
Lap	Seg.1	Seg.2	Seg.3	Seg.4	Lap Time	km/h	Local Time
1		23.442	26.884	21.565	1'44.122	216,0	12:14'58.194
2	26.015	28.721	39.080	23.009	1'56.825	128,4	12:16'55.019
3	27.720	26.195	47.383	26.585	2'07.883	155,8	12:19'02.902
4	25.955	22.823	26.851	21.441	1'37.070	216,0	12:20'39.972
5	25.494	22.671	26.742	21.292	1'36.199	216,9	12:22'16.171
6	25.500	22.704	26.709	21.392	1'36.305	217,3	12:23'52.476
7	25.339	22.687	26.599	21.445	1'36.070	217,7	12:25'28.546
8	25.487	22.587	26.619	21.602	1'36.295	216,9	12:27'04.841
9	25.423	22.670	26.750	21.373	1'36.216	216,9	12:28'41.057
10	25.451	22.826	26.899	21.491	1'36.667	216,9	12:30'17.724
11	25.449	22.727	26.892	21.256	1'36.324	216,0	12:31'54.048
12	25.464	22.810	26.847	21.273	1'36.394	217,7	12:33'30.442
13	25.509	22.828	26.687	21.334	1'36.358	217,7	12:35'06.800
14	25.545	22.640	26.722	21.246	1'36.153	216,9	12:36'42.953
15	25.600	22.768	26.789	21.527	1'36.684	217,7	12:38'19.637
16	25.365	22.786	26.733	21.334	1'36.218	217,3	12:39'55.855
17	25.412	22.821	26.636	21.348	1'36.217	216,9	12:41'32.072

ACI Racing Weekend Misano, 9-10 Maggio 2026
Chronological Analysis Race 2



Misano Circuit Sic 58 4.226 m

Start at 12:13'14.072

2 / 5

10 L. ZENDELI (1'36.445)								15 A. FESTANTE (1'36.051)							
Lap	Seg.1	Seg.2	Seg.3	Seg.4	Lap Time	km/h	Local Time	Lap	Seg.1	Seg.2	Seg.3	Seg.4	Lap Time	km/h	Local Time
1		23.680	27.445	21.867	1'47.362	217,7	12:15'01.434	1		23.513	26.843	21.596	1'43.930	216,0	12:14'58.002
2	25.949	32.032	39.758	23.447	2'01.186	149,4	12:17'02.620	2	25.752	28.739	39.072	22.945	1'56.508	149,0	12:16'54.510
3	27.579	26.830	44.000	25.187	2'03.596	155,8	12:19'06.216	3	27.744	25.962	47.637	26.771	2'08.114	139,4	12:19'02.624
4	25.762	22.935	27.108	21.443	1'37.248	217,7	12:20'43.464	4	25.693	22.945	26.742	21.534	1'36.914	216,9	12:20'39.538
5	25.826	23.008	26.810	21.366	1'37.010	217,7	12:22'20.474	5	25.345	22.809	26.634	21.347	1'36.135	217,3	12:22'15.673
6	25.610	22.843	26.869	21.373	1'36.695	216,9	12:23'57.169	6	25.511	22.879	26.627	21.322	1'36.339	216,9	12:23'52.012
7	26.025	22.952	26.841	21.436	1'37.254	218,6	12:25'34.423	7	25.405	22.686	26.702	21.341	1'36.134	216,9	12:25'28.146
8	26.271	23.015	26.780	21.350	1'37.416	216,9	12:27'11.839	8	25.366	22.718	26.632	21.335	1'36.051	216,9	12:27'04.197
9	25.711	22.945	26.723	21.945	1'37.324	219,5	12:28'49.163	9	25.430	22.809	26.610	21.261	1'36.110	216,9	12:28'40.307
10	26.767	22.786	26.936	21.631	1'38.120	219,5	12:30'27.283	10	25.415	22.784	26.631	21.271	1'36.101	216,9	12:30'16.408
11	25.878	22.847	26.837	21.409	1'36.971	217,7	12:32'04.254	11	25.454	22.803	26.716	21.324	1'36.297	216,9	12:31'52.705
12	25.782	22.934	26.858	21.672	1'37.246	218,6	12:33'41.500	12	25.436	22.780	26.735	21.337	1'36.288	216,0	12:33'28.993
13	26.966	23.031	26.700	21.455	1'38.152	216,9	12:35'19.652	13	25.426	22.822	26.761	21.417	1'36.426	216,9	12:35'05.419
14	25.614	22.846	26.809	21.449	1'36.718	216,9	12:36'56.370	14	25.604	22.695	26.714	21.404	1'36.417	216,9	12:36'41.836
15	25.581	22.799	26.773	21.292	1'36.445	216,9	12:38'32.815	15	25.500	22.816	26.723	21.349	1'36.388	216,9	12:38'18.224
16	25.566	22.822	26.691	21.455	1'36.534	216,9	12:40'09.349	16	25.428	22.759	26.660	21.484	1'36.331	216,0	12:39'54.555
17	25.621	22.957	26.681	21.421	1'36.680	217,7	12:41'46.029	17	25.409	22.824	26.669	21.407	1'36.309	216,0	12:41'30.864
18	25.593	22.913	26.746	21.528	1'36.780	216,9	12:43'22.809	18	25.528	22.959	26.742	21.489	1'36.718	216,0	12:43'07.582
19	25.710	22.800	26.835	21.398	1'36.743	217,7	12:44'59.552	19	25.490	23.031	26.738	21.659	1'36.918	216,9	12:44'44.500
20	25.661	22.839	26.833	21.500	1'36.833	217,3	12:46'36.385	20	25.512	22.865	26.784	21.417	1'36.578	216,0	12:46'21.078
Race Time 33'22.313								Race Time 33'07.006							

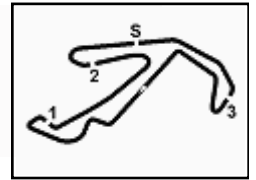
11 F. UGRAN (1'36.773)								17 B. BERTA (1'38.648)							
Lap	Seg.1	Seg.2	Seg.3	Seg.4	Lap Time	km/h	Local Time	Lap	Seg.1	Seg.2	Seg.3	Seg.4	Lap Time	km/h	Local Time
1		24.477	27.559	22.432	1'48.580	214,7	12:15'02.652	1		24.265	27.866	22.448	1'49.678	216,0	12:15'03.750
2	25.816	31.989	40.256	23.072	2'01.133	144,4	12:17'03.785	2	26.790	33.508	41.432	22.496	2'04.226	148,1	12:17'07.976
3	27.149	27.282	43.485	24.860	2'02.776	134,8	12:19'06.561	3	26.591	27.507	42.796	23.363	2'00.257	133,5	12:19'08.233
4	26.011	22.819	26.977	21.661	1'37.468	217,3	12:20'44.029	4	26.112	23.125	27.182	22.229	1'38.648	215,1	12:20'46.881
5	25.606	22.934	26.945	21.513	1'36.998	217,7	12:22'21.027	5	25.862	23.674	27.477	21.836	1'38.849	218,2	12:22'25.730
Race Time 9'11.658								Race Time 9'11.658							

18 W. MEZZETTI (1'36.850)							
Lap	Seg.1	Seg.2	Seg.3	Seg.4	Lap Time	km/h	Local Time
1		23.655	28.661	22.464	1'49.449	214,3	12:15'03.521
2	26.589	33.161	41.368	22.522	2'03.640	147,7	12:17'07.161
3	26.421	27.790	42.725	23.580	2'00.516	128,4	12:19'07.677
4	25.988	23.099	27.104	21.375	1'37.566	216,9	12:20'45.243
5	25.716	22.723	26.925	21.592	1'36.956	216,0	12:22'22.199
6	25.786	22.767	26.858	21.491	1'36.902	216,9	12:23'59.101
7	25.845	23.113	26.767	21.519	1'37.244	216,0	12:25'36.345
8	25.786	23.212	27.449	21.962	1'38.409	218,6	12:27'14.754
9	26.834	23.085	26.937	21.631	1'38.487	216,9	12:28'53.241
10	25.966	22.939	26.815	21.486	1'37.206	217,7	12:30'30.447
11	25.932	22.879	27.400	21.572	1'37.783	212,2	12:32'08.230
12	25.719	22.866	26.941	21.390	1'36.916	216,0	12:33'45.146
13	25.832	22.831	26.763	21.557	1'36.983	218,6	12:35'22.129
14	26.163	23.188	26.945	21.568	1'37.864	216,0	12:36'59.993
15	25.621	22.898	26.945	21.386	1'36.850	216,0	12:38'36.843
16	25.805	22.949	26.885	21.585	1'37.224	216,4	12:40'14.067
17	25.716	22.964	26.964	21.693	1'37.337	217,7	12:41'51.404
18	25.943	23.008	27.005	21.599	1'37.555	216,9	12:43'28.959
19	25.670	22.911	27.059	21.701	1'37.341	216,0	12:45'06.300
20	25.852	22.917	27.003	21.720	1'37.492	216,4	12:46'43.792
Race Time 33'29.720							

14 S. VAN SOELEN (1'35.733)								19 A. D'AMICO (1'36.820)							
Lap	Seg.1	Seg.2	Seg.3	Seg.4	Lap Time	km/h	Local Time	Lap	Seg.1	Seg.2	Seg.3	Seg.4	Lap Time	km/h	Local Time
1		23.002	26.671	21.683	1'42.858	215,6	12:14'56.930	1		24.265	27.581	23.142	1'49.053	216,0	12:15'03.125
2	25.550	28.863	38.923	23.212	1'56.548	146,1	12:16'53.478	2	26.222	32.693	41.729	22.466	2'03.110	150,0	12:17'06.235
3	27.225	26.248	48.140	26.911	2'08.524	162,2	12:19'02.002	3	26.563	27.060	43.129	24.019	2'00.771	131,1	12:19'07.006
4	25.603	22.911	26.530	21.350	1'36.394	216,0	12:20'38.396	4	26.106	23.423	26.948	21.315	1'37.792	216,0	12:20'44.798
5	25.612	22.837	26.547	21.311	1'36.307	216,9	12:22'14.703	5	25.750	22.735	26.837	21.498	1'36.820	218,2	12:22'21.618
6	25.411	22.777	26.424	21.278	1'35.890	216,9	12:23'50.593	6	25.875	22.858	26.865	21.497	1'37.095	217,7	12:23'58.713
7	25.419	22.784	26.517	21.169	1'35.889	216,9	12:25'26.482	7	25.704	22.777	26.966	21.651	1'37.098	217,7	12:25'35.811
8	25.623	22.842	26.521	21.237	1'36.223	216,9	12:27'02.705	8	26.034	23.210	27.353	22.036	1'38.633	218,6	12:27'14.444
9	25.405	22.722	26.441	21.165	1'35.733	216,9	12:28'38.438	9	25.774	22.684	26.884	21.699	1'37.041	217,3	12:28'51.485
10	25.403	22.716	26.515	21.358	1'35.992	217,7	12:30'14.430	10	25.947	22.771	26.743	21.653	1'37.114	218,2	12:30'28.599
11	25.608	22.743	26.458	21.396	1'36.205	217,7	12:31'50.635	11	26.350	22.794	27.047	21.631	1'37.822	218,6	12:32'06.421
12	25.466	22.676	26.551	21.214	1'35.907	217,7	12:33'26.542	Race Time 29'49.665							
13	25.451	22.682	26.602	21.176	1'35.911	216,9	12:35'02.453								
14	25.366	22.712	26.456	21.254	1'35.788	217,3	12:36'38.241								
15	25.578	22.674	26.494	21.246	1'35.992	217,3	12:38'14.233								
16	25.487	22.813	26.670	21.258	1'36.228	216,9	12:39'50.461								
17	25.430	22.717	26.487	21.263	1'35.897	216,9	12:41'26.358								
18	25.525	22.884	27.271	21.699	1'37.379	212,2	12:43'03.737								



ACI Racing Weekend Misano, 9-10 Maggio 2026
Chronological Analysis Race 2



Misano Circuit Sic 58 4.226 m

Start at 12:13'14.072

3 / 5

12	25.879	22.786	26.861	21.572	1'37.098	218,6	12:33'43.519	10	26.190	22.954	27.116	21.883	1'38.143	216,0	12:30'33.946
13	25.995	22.848	26.964	21.663	1'37.470	218,2	12:35'20.989	11	26.467	23.438	27.418	21.915	1'39.238	216,0	12:32'13.184
14	25.858	22.752	26.905	21.640	1'37.155	218,6	12:36'58.144	12	26.178	22.832	27.221	21.773	1'38.004	216,0	12:33'51.188
15	25.839	23.091	26.925	21.573	1'37.428	216,9	12:38'35.572	13	26.500	23.100	27.309	21.811	1'38.720	216,0	12:35'29.908
16	25.728	22.877	26.873	21.596	1'37.074	219,1	12:40'12.646	14	26.282	23.324	27.437	21.644	1'38.687	216,0	12:37'08.595
17	25.756	23.023	27.297	21.574	1'37.650	217,7	12:41'50.296	15	26.269	22.955	27.272	21.690	1'38.186	215,1	12:38'46.781
18	25.756	22.763	26.951	21.729	1'37.199	218,6	12:43'27.495	16	27.004	23.259	27.263	21.894	1'39.420	215,6	12:40'26.201
19	25.850	22.765	27.025	21.610	1'37.250	216,9	12:45'04.745	17	26.659	23.218	27.665	22.102	1'39.644	215,1	12:42'05.845
20	25.687	22.847	27.201	21.498	1'37.233	216,9	12:46'41.978	18	26.633	22.824	27.217	21.805	1'38.479	216,0	12:43'44.324
								Race Time 33'27.906							
19	26.699	23.237	27.348	21.932	1'39.216	215,1	12:45'23.540	19	26.699	23.237	27.348	21.932	1'39.216	215,1	12:45'23.540
20	26.875	23.048	27.551	21.990	1'39.464	214,3	12:47'03.004	20	26.875	23.048	27.551	21.990	1'39.464	214,3	12:47'03.004
								Race Time 33'48.932							

20 H. HAUGHTON (1'35.809)

Lap	Seg.1	Seg.2	Seg.3	Seg.4	Lap Time	km/h	Local Time								
1		23.161	26.593	21.595	1'43.154	216,0	12:14'57.226								
2	25.610	29.036	39.049	22.928	1'56.623	144,0	12:16'53.849								
3	27.418	26.324	47.913	26.718	2'08.373	150,4	12:19'02.222								
4	25.788	22.865	26.665	21.474	1'36.792	216,0	12:20'39.014								
5	25.407	22.835	26.561	21.272	1'36.075	216,0	12:22'15.089								
6	25.406	22.841	26.619	21.278	1'36.144	216,0	12:23'51.233								
7	25.296	22.818	26.697	21.229	1'36.040	213,9	12:25'27.273								
8	25.438	22.858	26.706	21.421	1'36.423	215,1	12:27'03.696								
9	25.333	22.782	26.748	21.229	1'36.092	216,0	12:28'39.788								
10	25.275	22.629	26.702	21.203	1'35.809	216,0	12:30'15.597								
11	25.443	22.735	26.697	21.167	1'36.042	216,0	12:31'51.639								
12	25.407	22.803	26.543	21.281	1'36.034	216,0	12:33'27.673								
13	25.415	22.757	26.627	21.576	1'36.375	216,0	12:35'04.048								
14	25.409	22.619	26.684	21.322	1'36.034	216,0	12:36'40.082								
15	25.320	22.621	26.631	21.257	1'35.829	216,0	12:38'15.911								
16	25.328	22.799	26.661	21.173	1'35.961	216,0	12:39'51.872								
17	25.426	22.877	26.668	21.262	1'36.233	216,9	12:41'28.105								
18	25.405	22.636	26.813	21.250	1'36.104	216,0	12:43'04.209								
19	25.666	23.099	26.733	21.343	1'36.841	216,0	12:44'41.050								
20	25.467	22.805	26.739	21.487	1'36.498	216,0	12:46'17.548								
								Race Time 33'03.476							

24 F. FANT (1'36.623)

Lap	Seg.1	Seg.2	Seg.3	Seg.4	Lap Time	km/h	Local Time								
1		23.759	27.841	21.665	1'46.781	213,4	12:15'00.853								
2	25.966	31.606	39.161	24.047	2'00.780	142,3	12:17'01.633								
3	26.839	27.197	44.396	25.471	2'03.903	161,0	12:19'05.536								
4	25.870	23.341	26.996	21.411	1'37.618	217,7	12:20'43.154								
5	25.909	22.992	26.701	21.392	1'36.994	216,9	12:22'20.148								
6	25.663	22.881	26.731	21.519	1'36.794	216,9	12:23'56.942								
7	25.981	23.045	26.720	21.587	1'37.333	217,7	12:25'34.275								
8	25.983	22.894	26.663	21.577	1'37.117	216,9	12:27'11.392								
9	25.881	22.945	26.786	22.178	1'37.790	218,2	12:28'49.182								
10	26.527	22.886	26.894	21.589	1'37.896	218,6	12:30'27.078								
11	25.892	22.803	26.752	21.491	1'36.938	217,3	12:32'04.016								
12	25.782	22.945	26.757	21.427	1'36.911	216,4	12:33'40.927								
13	25.842	22.826	26.678	21.608	1'36.954	216,0	12:35'17.881								
14	25.646	22.973	26.631	21.373	1'36.623	216,9	12:36'54.504								
15	25.792	22.894	26.733	21.560	1'36.979	216,0	12:38'31.483								
16	25.711	22.829	26.739	21.466	1'36.745	216,9	12:40'08.228								
17	25.750	22.928	26.731	21.447	1'36.856	216,9	12:41'45.084								
18	25.659	22.852	26.824	21.472	1'36.807	216,0	12:43'21.891								
19	25.691	22.818	26.885	21.560	1'36.954	217,7	12:44'58.845								
20	25.869	22.906	26.706	21.676	1'37.157	216,0	12:46'36.002								
								Race Time 33'21.930							

21 D. BERTONELLI (1'36.748)

Lap	Seg.1	Seg.2	Seg.3	Seg.4	Lap Time	km/h	Local Time								
1		23.386	27.116	21.822	1'45.493	216,9	12:14'59.565								
2	25.994	30.646	38.752	23.292	1'58.684	130,9	12:16'58.249								
3	27.674	26.636	45.940	25.994	2'06.244	168,2	12:19'04.493								
4	25.992	22.925	26.911	21.545	1'37.373	216,9	12:20'41.866								
5	25.657	22.824	26.807	21.460	1'36.748	217,7	12:22'18.614								
6	25.699	22.852	26.856	22.156	1'37.563	216,9	12:23'56.177								
7	25.912	22.917	26.841	22.458	1'38.128	216,9	12:25'34.305								
8	26.737	23.811	27.744	22.239	1'40.531	213,4	12:27'14.836								
9	26.242	22.866	26.861	21.771	1'37.740	217,7	12:28'52.576								
10	25.830	22.899	26.927	21.498	1'37.154	216,9	12:30'29.730								
11	25.712	22.928	26.888	21.566	1'37.094	217,7	12:32'06.824								
12	25.900	23.021	26.911	21.572	1'37.404	216,9	12:33'44.228								
13	25.653	22.993	26.856	21.687	1'37.189	217,7	12:35'21.417								
14	25.809	23.047	26.854	21.531	1'37.241	216,9	12:36'58.658								
15	25.780	22.937	26.938	21.640	1'37.295	218,2	12:38'35.953								
16	25.814	22.951	26.913	21.561	1'37.239	217,7	12:40'13.192								
17	25.769	22.894	27.176	21.763	1'37.602	217,7	12:41'50.794								
18	25.792	22.858	26.907	21.697	1'37.254	217,7	12:43'28.048								
19	25.697	22.812	26.953	21.566	1'37.028	217,7	12:45'05.076								
20	25.773	22.837	27.059	21.827	1'37.496	219,5	12:46'42.572								
								Race Time 33'28.500							

25 L. CHELI (1'36.981)

Lap	Seg.1	Seg.2	Seg.3	Seg.4	Lap Time	km/h	Local Time								
1		23.653	27.864	23.051	1'50.690	214,3	12:15'04.762								
2	26.930	34.647	41.720	22.926	2'06.223	167,2	12:17'10.985								
3	26.873	26.743	42.379	22.770	1'58.765	177,0	12:19'09.750								
4	26.334	23.028	27.131	21.615	1'38.108	214,7	12:20'47.858								
5	26.067	23.163	27.104	21.742	1'38.076	216,0	12:22'25.934								
6	26.243	22.850	27.057	21.793	1'37.943	215,6	12:24'03.877								
7	25.985	23.118	27.024	21.659	1'37.786	215,1	12:25'41.663								
8	25.896	22.887	27.100	21.809	1'37.692	215,1	12:27'19.355								
9	25.846	22.856	27.025	21.848	1'37.575	216,0	12:28'56.930								
10	25.784	22.980	27.002	21.628	1'37.394	216,0	12:30'34.324								
11	25.720	23.409	27.055	21.720	1'37.904	215,1	12:32'12.228								
12	25.685	22.904	26.873	21.742	1'37.204	215,1	12:33'49.432								
13	25.714	22.851	26.848	21.642	1'37.055	215,1	12:35'26.487								
14	25.809	23.049	26.953	21.892	1'37.703	215,1	12:37'04.190								
15	25.631	22.746	26.992	21.612	1'36.981	216,0	12:38'41.171								
16	25.583	22.904	27.049	21.786	1'37.322	215,6	12:40'18.493								
17	25.759	23.027	27.070	21.676	1'37.532	215,1	12:41'56.025								
18	25.799	22.892	27.114	21.585	1'37.390	215,1	12:43'33.415								
19	26.144	23.027	27.100	21.661	1'37.932	215,1	12:45'11.347								
20	25.695	22.913	27.015	21.805	1'37.428	215,6	12:46'48.775								
								Race Time 33'34.703							

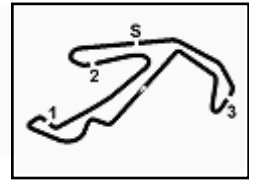
22 E. QUINTIERI (1'37.394)

Lap	Seg.1	Seg.2	Seg.3	Seg.4	Lap Time	km/h	Local Time
1		23.708	27.610	22.644	1'49.294	216,0	12:15'03.366
2	26.525	32.522	41.688	22.488	2'03.223	156,3	12:17'06.589
3	26.614	27.114	43.168	24.004	2'00.900	125,0	12:19'07.489
4	26.536	23.053	27.154	22.981	1'39.724	216,0	12:20'47.213
5	26.036	22.998	26.998	21.613	1'37.645	215,1	12:22'24.858
6	25.997	22.943	26.867	21.716	1'37.523	216,0	12:24'02.381
7	25.858	22.875	26.907	21.754	1'37.394	215,1	12:25'39.775
8	26.201	23.064	27.218	21.756	1'38.239	215,1	12:27'18.014
9	26.117	22.902	26.950	21.820	1'37.789	215,6	12:28'55.803

28 G. AMATI (1'36.212)

Lap	Seg.1	Seg.2	Seg.3	Seg.4	Lap Time	km/h	Local Time
1		23.545	27.049	21.813	1'45.741	216,4	12:14'59.813
2	26.009	30.934	38.648	23.237	1'58.828	137,9	12:16'58.641
3	27						

ACI Racing Weekend Misano, 9-10 Maggio 2026
Chronological Analysis Race 2



Misano Circuit Sic 58 4.226 m

Start at 12:13'14.072

4 / 5

8	25.542	22.803	26.739	21.428	1'36.512	216,0	12:27'08.817	6	25.625	22.920	26.689	21.591	1'36.825	216,9	12:23'56.519
9	25.538	22.856	27.026	22.468	1'37.888	217,7	12:28'46.705	7	26.034	22.917	26.845	21.651	1'37.447	216,9	12:25'33.966
10	25.473	22.701	26.729	21.383	1'36.286	215,1	12:30'22.991	8	25.955	22.788	26.610	21.594	1'36.947	218,2	12:27'10.913
11	25.593	22.721	26.849	21.413	1'36.576	214,7	12:31'59.567	9	25.663	22.754	26.883	22.795	1'38.095	215,1	12:28'49.008
12	25.526	22.822	26.826	31.066	1'46.240P	214,3	12:33'45.807	10	26.044	22.693	26.843	21.592	1'37.172	216,0	12:30'26.180
13	41.798	22.937	26.911	21.330	1'52.976P	216,0	12:35'38.783	11	25.586	22.748	26.939	21.551	1'36.824	215,1	12:32'03.004
14	25.562	22.784	26.686	21.475	1'36.507	215,1	12:37'15.290	12	25.701	22.775	26.858	21.644	1'36.978	216,0	12:33'39.982
15	25.447	22.839	26.718	21.208	1'36.212	214,7	12:38'51.502	13	25.734	22.813	26.852	21.462	1'36.861	216,0	12:35'16.843
16	25.404	22.791	26.650	21.585	1'36.430	216,9	12:40'27.932	14	25.680	22.830	26.805	21.522	1'36.837	216,0	12:36'53.680
17	25.921	22.969	27.167	21.938	1'37.995	217,3	12:42'05.927	15	25.563	22.754	26.886	21.477	1'36.680	215,1	12:38'30.360
18	25.729	22.695	26.782	21.358	1'36.564	215,1	12:43'42.491	16	25.625	22.782	26.883	21.551	1'36.841	215,1	12:40'07.201
19	25.350	22.711	26.691	21.865	1'36.617	216,9	12:45'19.108	17	25.441	22.805	26.813	21.439	1'36.498	215,1	12:41'43.699
20	26.093	22.743	26.890	21.411	1'37.137	214,3	12:46'56.245	18	25.629	22.767	26.796	21.456	1'36.648	216,0	12:43'20.347
Race Time 33'42.173								19	25.678	22.894	26.924	21.637	1'37.133	216,0	12:44'57.480
Race Time 33'20.413								20	25.672	22.795	26.847	21.691	1'37.005	217,7	12:46'34.485

30 K. GAILLARD (1'37.619)

Lap	Seg.1	Seg.2	Seg.3	Seg.4	Lap Time	km/h	Local Time
1		24.085	27.989	22.555	1'50.353	216,4	12:15'04.425
2	26.822	33.966	41.431	23.188	2'05.407	164,6	12:17'09.832
3	26.490	27.243	42.519	23.420	1'59.672	146,1	12:19'09.504
4	26.896	23.335	27.150	21.852	1'39.233	215,1	12:20'48.737
5	25.945	23.150	27.100	21.870	1'38.065	216,0	12:22'26.802
6	26.191	23.165	27.214	21.848	1'38.418	217,7	12:24'05.220
7	25.858	23.068	26.915	21.780	1'37.621	216,0	12:25'42.841
8	25.940	23.210	26.962	21.807	1'37.919	216,0	12:27'20.760
9	25.881	23.717	27.572	22.012	1'39.182	216,9	12:28'59.942
10	25.791	23.158	26.986	22.159	1'38.094	216,0	12:30'38.036
11	26.046	23.667	26.878	21.862	1'38.453	217,7	12:32'16.489
12	25.786	23.207	26.810	21.864	1'37.667	216,0	12:33'54.156
13	25.983	23.356	26.841	21.755	1'37.935	216,9	12:35'32.091
14	25.959	22.994	26.930	22.133	1'38.016	216,0	12:37'10.107
15	25.774	22.987	27.007	21.851	1'37.619	217,7	12:38'47.726
16	26.316	23.224	27.204	22.208	1'38.952	217,7	12:40'26.678
17	26.421	23.250	27.583	22.423	1'39.677	218,2	12:42'06.355
18	26.448	23.035	26.979	21.843	1'38.305	216,9	12:43'44.660
19	26.664	23.614	26.968	21.901	1'39.147	217,3	12:45'23.807
20	26.930	23.525	27.026	22.091	1'39.572	215,6	12:47'03.379
Race Time 33'49.307							

31 C. BERTUCA (1'36.504)

Lap	Seg.1	Seg.2	Seg.3	Seg.4	Lap Time	km/h	Local Time
1		23.419	26.979	21.691	1'44.470	216,0	12:14'58.542
2	25.924	29.091	39.046	23.130	1'57.191	134,2	12:16'55.733
3	27.786	26.243	47.168	26.466	2'07.663	147,7	12:19'03.396
4	25.932	22.919	26.750	21.596	1'37.197	216,0	12:20'40.593
5	25.593	22.915	26.716	21.492	1'36.716	216,0	12:22'17.309
6	25.633	22.782	26.869	21.330	1'36.614	216,0	12:23'53.923
7	25.697	23.013	26.856	21.332	1'36.898	215,1	12:25'30.821
8	25.695	22.689	26.733	21.951	1'37.068	214,3	12:27'07.889
9	25.668	23.089	26.864	21.335	1'36.956	214,7	12:28'44.845
10	25.542	22.708	26.968	21.462	1'36.680	215,1	12:30'21.525
11	25.508	22.793	29.025	21.396	1'38.722	194,6	12:32'00.247
12	25.500	22.816	26.862	21.443	1'36.621	215,1	12:33'36.868
13	25.644	22.765	26.841	21.335	1'36.585	213,9	12:35'13.453
14	25.525	22.740	26.875	21.364	1'36.504	215,1	12:36'49.957
15	25.536	22.754	26.880	21.497	1'36.667	214,7	12:38'26.624
16	25.577	23.301	26.902	21.587	1'37.367	216,9	12:40'03.991
17	25.763	23.195	26.875	21.334	1'37.167	216,0	12:41'41.158
18	25.964	23.087	27.007	21.510	1'37.568	214,3	12:43'18.726
19	25.759	23.849	26.884	21.618	1'38.110	216,9	12:44'56.836
20	25.867	22.837	26.949	21.727	1'37.380	215,1	12:46'34.216
Race Time 33'20.144							

32 G. QUARESMINI (1'36.498)

Lap	Seg.1	Seg.2	Seg.3	Seg.4	Lap Time	km/h	Local Time
1		24.100	27.515	21.758	1'47.063	216,0	12:15'01.135
2	25.975	31.873	39.478	23.731	2'01.057	148,1	12:17'02.192
3	27.096	27.063	44.197	25.360	2'03.716	158,8	12:19'05.908
4	25.729	22.939	26.847	21.443	1'36.958	216,0	12:20'42.866
5	25.508	23.020	26.803	21.497	1'36.828	216,9	12:22'19.694

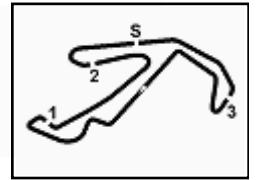
33 N. SCHAAP (1'36.572)

Lap	Seg.1	Seg.2	Seg.3	Seg.4	Lap Time	km/h	Local Time
1		23.782	27.494	21.476	1'46.338	211,8	12:15'00.410
2	25.710	31.166	39.038	23.478	1'59.392	153,4	12:16'59.802
3	27.259	27.027	45.403	25.703	2'05.392	168,8	12:19'05.194
4	25.693	22.985	26.994	21.496	1'37.168	216,9	12:20'42.362
5	25.652	22.979	26.793	21.347	1'36.771	216,9	12:22'19.133
6	25.718	22.750	26.920	21.758	1'37.146	217,7	12:23'56.279
7	26.043	22.856	26.879	21.737	1'37.515	217,7	12:25'33.794
8	25.782	22.758	26.805	22.039	1'37.384	216,0	12:27'11.178
9	25.644	22.963	26.988	22.085	1'37.680	216,9	12:28'48.858
10	26.506	23.095	26.816	21.508	1'37.925	216,9	12:30'26.783
11	25.560	22.915	26.888	21.449	1'36.812	216,0	12:32'03.595
12	25.530	22.832	26.835	21.375	1'36.572	217,7	12:33'40.167
13	25.849	22.918	26.726	21.426	1'36.919	217,3	12:35'17.086
14	25.759	22.854	26.707	21.589	1'36.909	217,3	12:36'53.995
15	25.653	22.816	26.769	21.392	1'36.630	217,7	12:38'30.625
16	25.650	22.934	26.784	21.564	1'36.932	217,3	12:40'07.557
17	25.665	22.881	26.909	21.428	1'36.883	216,0	12:41'44.440
18	25.653	22.798	26.844	21.379	1'36.674	216,0	12:43'21.114
19	25.744	22.945	27.084	21.424	1'37.197	216,0	12:44'58.311
20	25.752	22.968	26.913	21.545	1'37.178	216,9	12:46'35.489
Race Time 33'21.417							

35 A. BRISTOT (1'35.735)

Lap	Seg.1	Seg.2	Seg.3	Seg.4	Lap Time	km/h	Local Time
1		23.140	26.892	21.401	1'42.110	214,3	12:14'56.182
2	25.425	29.202	38.763	23.067	1'56.457	145,9	12:16'52.639
3	27.435	26.161	48.288	27.021	2'08.905	163,9	12:19'01.544
4	25.578	22.714	26.856	21.430	1'36.578	215,1	12:20'38.122
5	25.430	22.666	26.705	21.238	1'36.039	216,0	12:22'14.161
6	25.370	22.689	26.743	21.191	1'35.993	215,1	12:23'50.154
7	25.358	22.670	26.682	21.335	1'36.045	215,1	12:25'26.199
8	25.370	22.632	26.741	21.229	1'35.972	216,0	12:27'02.171
9	25.352	22.644	26.667	21.204	1'35.867	216,0	12:28'38.038
10	25.385	22.649	26.682	21.288	1'36.004	216,0	12:30'14.042
11	25.358	22.718	26.657	21.214	1'35.947	216,0	12:31'49.989
12	25.314	22.569	26.636	21.297	1'35.816	216,0	12:33'25.805
13	25.434	22.612	26.648	21.409	1'36.103	216,0	12:35'01.908
14	25.380	22.604	26.660	21.339	1'35.983	215,6	12:36'37.891
15	25.310	22.608	26.642	21.252	1'35.812	216,0	12:38'13.703
16	25.381	22.630	26.538	21.186	1'35.735	216,9	12:39'49.438
17	25.267	22.735	26.665	21.316	1'35.983	216,0	12:41'25.421
18	25.407	22.648	26.767	21.235	1'36.057	216,0	12:43'01.478
19	25.399	22.790	26.722	21.267	1'36.178	216,9	12:44'37.656
20	25.456	22.661	26.604	21.324	1'36.045	216,0	12:46'13.701
Race Time 32'59.629							

ACI Racing Weekend Misano, 9-10 Maggio 2026
Chronological Analysis Race 2



Misano Circuit Sic 58 4.226 m

Start at 12:13'14.072

5 / 5

4	26.003	23.171	27.167	21.780	1'38.121	216,0	12:20'49.618	17	25.968	23.426	27.257	22.008	1'38.659	214,7	12:42'14.118
5	25.752	23.159	27.159	21.610	1'37.680	216,0	12:22'27.298	18	25.754	23.064	27.337	21.760	1'37.915	215,1	12:43'52.033
6	25.964	23.176	27.333	21.915	1'38.388	217,7	12:24'05.686	19	26.111	23.269	27.000	22.356	1'38.736	214,3	12:45'30.769
7	25.890	23.078	26.943	21.765	1'37.676	216,9	12:25'43.362	20	26.896	23.493	27.761	22.040	1'40.190	214,3	12:47'10.959
8	26.508	32.793	27.248	22.061	1'48.610	214,3	12:27'31.972								Race Time 33'56.887
9	25.814	22.752	26.775	22.212	1'37.553	216,0	12:29'09.525								
10	26.027	22.793	27.051	22.029	1'37.900	216,0	12:30'47.425								

80 L. MOWLE (1'38.288)

Lap	Seg.1	Seg.2	Seg.3	Seg.4	Lap Time	km/h	Local Time
1		24.040	28.044	22.490	1'52.913	215,1	12:15'06.985
2	27.453	36.129	45.257	23.209	2'12.048	152,5	12:17'19.033
3	27.261	24.042	42.443	22.651	1'56.397	172,2	12:19'15.430
4	26.415	23.066	27.141	21.852	1'38.474	216,0	12:20'53.904
5	26.119	22.983	27.246	22.002	1'38.350	215,1	12:22'32.254
6	26.195	23.038	27.222	21.898	1'38.353	214,3	12:24'10.607
7	26.026	23.057	27.417	22.024	1'38.524	215,1	12:25'49.131
8	26.284	23.462	27.389	22.138	1'39.273	215,1	12:27'28.404
9	26.113	23.241	27.409	21.953	1'38.716	214,3	12:29'07.120
10	26.415	23.272	27.451	21.922	1'39.060	215,6	12:30'46.180
11	25.993	22.983	27.420	21.892	1'38.288	214,3	12:32'24.468
12	25.864	23.013	27.472	21.964	1'38.313	215,1	12:34'02.781
13	26.055	23.072	27.496	21.917	1'38.540	215,1	12:35'41.321
14	25.907	22.920	27.438	22.106	1'38.371	215,1	12:37'19.692
15	26.007	23.156	27.528	22.205	1'38.896	216,0	12:38'58.588
16	26.642	23.325	27.847	22.074	1'39.888	213,0	12:40'38.476
17	26.125	23.225	27.254	22.017	1'38.621	215,1	12:42'17.097
18	26.087	23.102	27.156	22.009	1'38.354	216,0	12:43'55.451
19	26.311	23.079	27.608	22.101	1'39.099	216,0	12:45'34.550
20	26.433	23.154	27.454	21.862	1'38.903	213,4	12:47'13.453

54 S. STEFANELLI

Lap	Seg.1	Seg.2	Seg.3	Seg.4	Lap Time	km/h	Local Time
1		24.381	36.669			216,9	Race Time 8.:65'.9.8

56 C. BRUSA

Lap	Seg.1	Seg.2	Seg.3	Seg.4	Lap Time	km/h	Local Time
1		24.157				210,9	Race Time 8.:65'.9.8

67 A. DE GIACOMI (1'37.447)

Lap	Seg.1	Seg.2	Seg.3	Seg.4	Lap Time	km/h	Local Time
1		24.500	27.632	23.000	1'51.714	214,3	12:15'05.786
2	27.777	35.737	42.967	23.021	2'09.502	145,2	12:17'15.288
3	28.203	25.097	42.356	22.068	1'57.724	164,9	12:19'13.012
4	26.017	23.199	27.064	21.953	1'38.233	216,0	12:20'51.245
5	25.918	22.932	26.913	21.924	1'37.687	216,0	12:22'28.932
6	25.837	22.925	27.144	21.952	1'37.858	216,9	12:24'06.790
7	25.852	23.040	27.032	21.523	1'37.447	216,0	12:25'44.237
8	26.063	23.013	26.992	21.544	1'37.612	216,0	12:27'21.849
9	25.841	22.979	27.621	21.849	1'38.290	216,0	12:29'00.139
10	26.032	23.085	26.985	22.006	1'38.108	216,9	12:30'38.247
11	26.100	23.456	27.230	21.655	1'38.441	216,9	12:32'16.688
12	25.924	23.106	26.960	21.618	1'37.608	216,9	12:33'54.296
13	26.237	23.231	26.907	21.799	1'38.174	217,3	12:35'32.470
14	26.013	22.885	26.966	22.138	1'38.002	217,3	12:37'10.472
15	25.826	23.015	27.064	21.773	1'37.678	216,0	12:38'48.150
16	26.510	23.664	26.976	21.920	1'39.070	216,0	12:40'27.220
17	26.207	23.259	27.686	22.346	1'39.498	216,0	12:42'06.718
18	26.379	23.021	27.068	21.794	1'38.262	217,3	12:43'44.980
19	26.602	23.568	27.070	21.945	1'39.185	218,6	12:45'24.165
20	26.748	41.012	30.005	23.362	2'01.127	205,7	12:47'25.292

88 A. GIRONDI (1'37.714)

Lap	Seg.1	Seg.2	Seg.3	Seg.4	Lap Time	km/h	Local Time
1		24.108	27.351	22.897	1'51.303	216,9	12:15'05.375
2	27.216	35.148	42.104	23.932	2'08.400	150,2	12:17'13.775
3	27.610	25.100	42.409	22.775	1'57.894	138,5	12:19'11.669
4	26.242	23.205	27.784	21.932	1'39.163	214,3	12:20'50.832
5	25.935	22.900	27.074	21.924	1'37.833	217,3	12:22'28.665
6	25.705	23.125	27.119	22.612	1'38.561	216,9	12:24'07.226
7	25.947	23.106	27.125	21.632	1'37.810	216,0	12:25'45.036
8	25.836	23.526	26.892	21.646	1'37.900	216,9	12:27'22.936
9	25.680	22.922	27.137	22.030	1'37.769	216,9	12:29'00.705
10	25.913	22.958	27.097	21.928	1'37.896	217,3	12:30'38.601
11	26.123	23.254	27.475	21.686	1'38.538	216,0	12:32'17.139
12	25.846	23.021	27.074	21.773	1'37.714	219,1	12:33'54.853
13	25.930	23.242	27.076	21.776	1'38.024	217,7	12:35'32.877
14	25.940	22.947	27.074	21.960	1'37.921	217,7	12:37'10.798
15	25.820	22.958	27.146	21.850	1'37.774	218,6	12:38'48.572
16	26.023	23.996	27.040	21.841	1'38.900	218,2	12:40'27.472
17	26.176	23.419	27.513	22.320	1'39.428	219,5	12:42'06.900
18	26.443	23.002	27.154	21.871	1'38.470	219,1	12:43'45.370
19	26.399	23.652	27.280	21.951	1'39.282	218,2	12:45'24.652
20	26.299	23.921	27.259	21.773	1'39.252	217,7	12:47'03.904

75 A. GALLI (1'37.915)

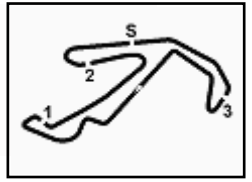
Lap	Seg.1	Seg.2	Seg.3	Seg.4	Lap Time	km/h	Local Time
1		24.282	27.955	22.634	1'52.595	217,3	12:15'06.667
2	27.358	35.964	43.479	23.023	2'09.824	142,9	12:17'16.491
3	27.989	25.452	42.006	22.371	1'57.818	158,4	12:19'14.309
4	26.239	23.064	27.110	21.871	1'38.284	214,7	12:20'52.593
5	26.180	23.036	27.148	21.799	1'38.163	216,0	12:22'30.756
6	26.163	23.191	27.485	21.921	1'38.760	214,3	12:24'09.516
7	26.009	23.559	27.201	21.977	1'38.746	214,3	12:25'48.262
8	26.076	23.278	27.502	21.930	1'38.786	213,4	12:27'27.048
9	26.119	23.369	27.480	22.081	1'39.049	214,3	12:29'06.097
10	26.261	23.504	27.148	22.034	1'38.947	215,1	12:30'45.044
11	25.951	23.223	27.097	21.909	1'38.180	214,3	12:32'23.224
12	25.716	23.068	27.174	22.072	1'38.030	215,1	12:34'01.254
13	25.881	23.246	27.542	21.805	1'38.474	215,1	12:35'39.728
14	26.248	23.068	27.180	21.970	1'38.466	214,3	12:37'18.194
15	26.056	23.311	27.199	21.911	1'38.477	214,7	12:38'56.671
16	26.017	23.199	27.521	22.051	1'38.788	215,1	12:40'35.459



ACI Racing Weekend Misano, 9-10 Maggio 2026

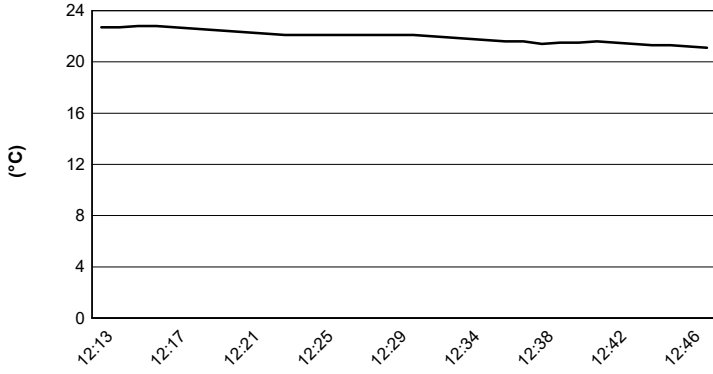
Weather Report Race 2

Session started 12:13 - Session ended 12:47

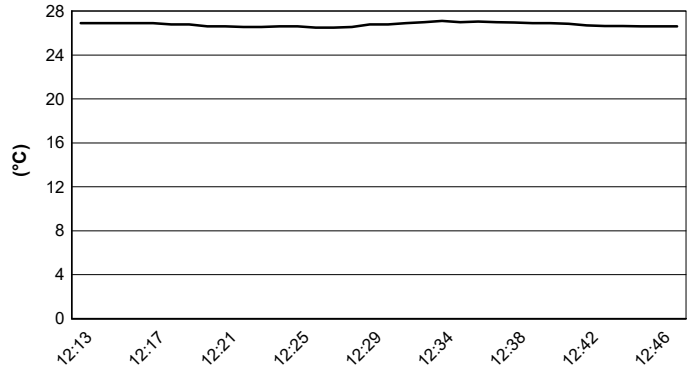


Misano Circuit Sic 58 4.226 m

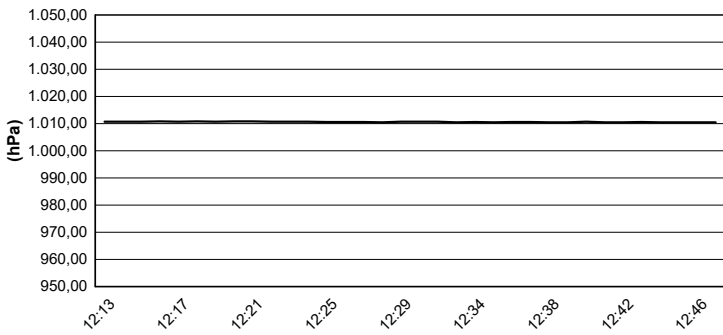
Air Temperature



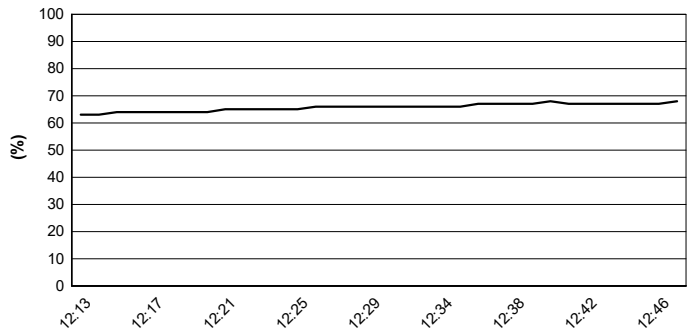
Track Temperature



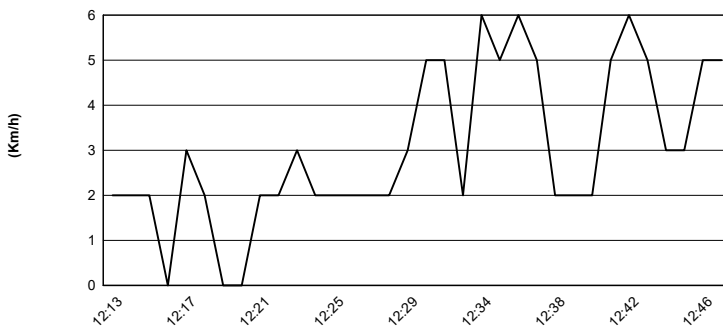
Air Pressure



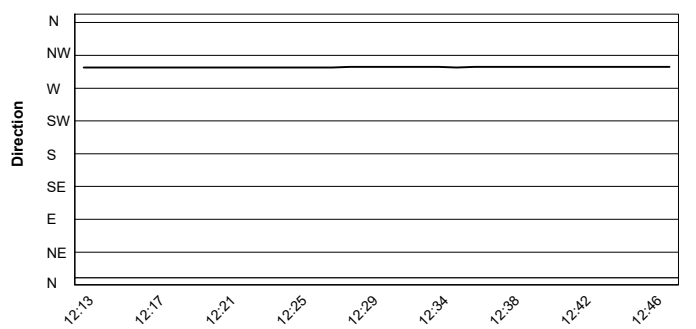
Humidity

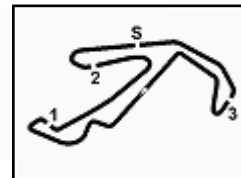


Wind Speed



Wind Direction





Misano Circuit Sic 58 4.226 m

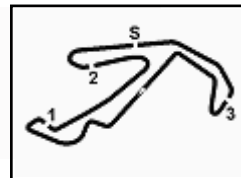
ACI Racing Weekend Misano, 9-10 Maggio 2026

Starting Grid - Race 2 (Duration: 30' +1 Lap)

80	MOWLE L. BeDriver	Porsche 1'37.822	4	DE PRENTER P. The Driving Experiences	Porsche 1'35.810	16
56	BRUSA C. Prima Ghinzani Motorsport	Porsche 1'36.519	75	GALLI A. Ebimotors	Porsche 1'36.843	15
88	GIRONDI A. Enrico Fulgenzi Racing	Porsche 1'36.208	54	STEFANELLI S. Malucelli Motorsport Esseracin	Porsche 1'36.423	14
67	DE GIACOMI A. Ebimotors	Porsche 1'35.807	50	FENICI F. The Driving Experiences	Porsche 1'36.187	13
25	CHELI L. Dinamic Motorsport	Porsche 1'35.687	30	GAILLARD K. Ombra Racing	Porsche 1'35.780	12
10	ZENDELI L. BeDriver	Porsche 1'35.079	22	QUINTIERI E. Omnia Motorsport	Porsche 1'35.627	11
17	BERTA B. Malucelli Motorsport Esseracin	Porsche 1'35.610	6	TAYLOR Z. PMA Motorsport	Porsche 1'35.620	10
18	MEZZETTI W. Dinamic Motorsport	Porsche 1'35.475	5	TAYLOR N. PMA Motorsport	Porsche 1'35.594	9
32	QUARESMINI G. Prima Ghinzani Motorsport	Porsche 1'35.456	11	UGRAN F. Ombra Racing	Porsche 1'35.474	8
33	SCHAAP N. Ombra Racing	Porsche 1'35.212	19	D'AMICO A. Dinamic Motorsport	Porsche 1'35.286	7
21	BERTONELLI D. BeDriver	Porsche 1'34.985	24	FANT F. Target	Porsche 1'35.002	6
7	BUTTI M. The Driving Experiences	Porsche 1'34.945	28	AMATI G. Prima Ghinzani Motorsport	Porsche 1'34.961	5
20	HAUGHTON H. Enrico Fulgenzi Racing	Porsche 1'34.754	3	CERQUI A. Ebimotors	Porsche 1'34.928	4
14	VAN SOELEN S. Target	Porsche 1'34.680	31	BERTUCA C. Omnia Motorsport	Porsche 1'34.735	3
15	FESTANTE A. Target	Porsche 1'34.519	8	DELLI GUANTI P. Team Q8 Hi-Perform	Porsche 1'34.552	2
			35	BRISTOT A. Dinamic Motorsport	Porsche 1'34.394	1

The driver no. 10 (Zendeli L.) drops 8 places - Stewards' decision no. 5
The driver no. 12 (Martinez L.) drops 10 places - Stewards' decision no. 6
The driver no. 4 (De Prenter P.) drops 10 places - Stewards' decision no. 9





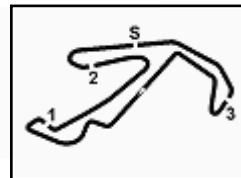
ACI Racing Weekend Misano, 9-10 Maggio 2026

Best Laps & Speed

Misano Circuit Sic 58 4.226 m

No.	Entrant Car	Best Lap		FP		QP		RC1		RC2					
		LL	SPD	LL	SPD	LL	SPD	LL	SPD	LL	SPD				
1	35 BRISTOT A. (ITA) Porsche 911 GT3 CUP 992	1'34.322 71 219,5	1'36.020 22 219,5	1'34.322 11 218,6	1'35.490 18 219,1	1'35.735 20 216,9									
2	8 DELLI GUANTI P. (ITA) Porsche 911 GT3 CUP 992	1'34.392 72 219,5	1'35.406 22 219,5	1'34.392 12 218,6	1'35.485 18 219,5	1'36.070 20 218,2									
3	15 FESTANTE A. (ITA) Porsche 911 GT3 CUP 992	1'34.407 72 219,5	1'35.107 21 219,5	1'34.407 13 219,1	1'35.447 18 219,5	1'36.051 20 217,3									
4	20 HAUGHTON H. (GBR) Porsche 911 GT3 CUP 992	1'34.538 70 220,4	1'35.257 20 218,6	1'34.538 12 218,6	1'35.603 18 220,4	1'35.809 20 216,9									
5	7 BUTTI M. (ITA) Porsche 911 GT3 CUP 992	1'34.551 76 220,9	1'35.319 24 218,2	1'34.551 14 217,7	1'35.773 18 220,9	1'36.216 20 218,2									
6	31 BERTUCA C. (ITA) Porsche 911 GT3 CUP 992	1'34.593 72 219,5	1'35.478 22 218,6	1'34.593 12 216,9	1'36.547 18 219,5	1'36.504 20 216,9									
7	22 QUINTIERI E. (ITA) Porsche 911 GT3 CUP 992	1'34.650 64 218,6	1'36.264 25 218,6	1'34.650 12 217,7	1'37.345 7 218,6	1'37.394 20 216,0									
8	14 VAN SOELEN S. (NLD) Porsche 911 GT3 CUP 992	1'34.672 69 220,4	1'35.098 21 219,5	1'34.672 12 218,6	1'35.462 18 220,4	1'35.733 18 217,7									
9	10 ZENDELI L. (DEU) Porsche 911 GT3 CUP 992	1'34.780 77 220,9	1'35.598 28 219,5	1'34.780 16 218,6	1'36.759 13 220,9	1'36.445 20 219,5									
10	3 CERQUI A. (ITA) Porsche 911 GT3 CUP 992	1'34.793 73 220,4	1'35.741 22 219,5	1'34.793 13 217,7	1'36.663 18 220,4	1'36.397 20 218,2									
11	28 AMATI G. (ITA) Porsche 911 GT3 CUP 992	1'34.799 76 221,3	1'35.631 27 220,4	1'34.799 11 216,9	1'36.666 18 221,3	1'36.212 20 217,7									
12	32 QUARESMINI G. (ITA) Porsche 911 GT3 CUP 992	1'34.941 75 221,8	1'35.730 26 219,1	1'34.941 11 218,2	1'35.955 18 221,8	1'36.498 20 218,2									
13	21 BERTONELLI D. (ITA) Porsche 911 GT3 CUP 992	1'34.958 82 220,9	1'35.882 29 219,5	1'34.958 15 219,1	1'36.794 18 220,9	1'36.748 20 219,5									
14	24 FANT F. (ITA) Porsche 911 GT3 CUP 992	1'34.973 73 220,9	1'35.658 21 219,5	1'34.973 14 217,7	1'36.524 18 220,9	1'36.623 20 218,6									
15	33 SCHAAP N. (NLD) Porsche 911 GT3 CUP 992	1'35.033 75 220,4	1'36.061 24 218,6	1'35.033 13 218,2	1'36.797 18 220,4	1'36.572 20 217,7									
16	19 D'AMICO A. (ITA) Porsche 911 GT3 CUP 992	1'35.193 52 219,1	1'36.146 19 219,1	1'35.193 12 219,1	1'36.820 1 218,2	1'36.820 20 219,1									
17	6 TAYLOR Z. (CAN) Porsche 911 GT3 CUP 992	1'35.238 53 219,5	1'35.890 20 219,5	1'35.238 11 217,7	1'37.808 2 219,1	1'37.808 20 219,1									
18	18 MEZZETTI W. (ITA) Porsche 911 GT3 CUP 992	1'35.292 67 220,9	1'35.810 23 219,1	1'35.292 10 217,7	1'36.822 14 220,9	1'36.850 20 218,6									
19	11 UGRAN F. (ROU) Porsche 911 GT3 CUP 992	1'35.306 76 221,3	1'36.216 28 220,0	1'35.306 12 217,7	1'36.827 16 221,3	1'36.773 20 219,5									
20	12 MARTINEZ L. (ARG) Porsche 911 GT3 CUP 992	1'35.356 53 221,8	1'36.178 25 217,7	1'35.356 14 217,7	1'36.880 14 221,8										
21	4 DE PRENTER P. (NLD) Porsche 911 GT3 CUP 992	1'35.373 55 218,6	1'35.716 26 218,6	1'35.373 13 216,9	1'36.966 1 217,7	1'36.966 15 217,7									
22	17 BERTA B. (HUN) Porsche 911 GT3 CUP 992	1'35.493 63 222,7	1'36.341 25 219,5	1'35.493 15 218,2	1'37.154 18 222,7	1'38.648 5 218,2									
23	5 TAYLOR N. (CAN) Porsche 911 GT3 CUP 992	1'35.554 73 220,9	1'36.133 24 217,7	1'35.554 11 216,9	1'37.105 18 220,9	1'36.860 20 217,7									
24	25 CHELI L. (SMR) Porsche 911 GT3 CUP 992	1'35.604 72 219,1	1'36.459 22 217,7	1'35.604 12 216,9	1'37.386 18 219,1	1'36.981 20 216,0									
25	67 DE GIACOMI A. (ITA) Porsche 911 GT3 CUP 992	1'35.640 77 220,0	1'37.046 26 217,3	1'35.640 13 216,9	1'37.635 18 220,0	1'37.447 20 218,6									
26	30 GAILLARD K. (CHE) Porsche 911 GT3 CUP 992	1'35.693 79 219,5	1'36.168 28 218,6	1'35.693 13 217,7	1'37.506 18 219,5	1'37.619 20 218,2									





Misano Circuit Sic 58 4.226 m

ACI Racing Weekend Misano, 9-10 Maggio 2026
Best Laps & Speed

2 / 2

No. Entrant	Car	Best Lap		FP		QP		RC1		RC2					
		LL	SPD	LL	SPD	LL	SPD	LL	SPD	LL	SPD				
27	75 GALLI A. (ITA)	1'35.733		1'37.311		1'35.733		1'37.292		1'37.915					
	Porsche 911 GT3 CUP 992	81	219,1	28	218,2	15	219,1	18	219,1	20	217,3				
28	88 GIRONDI A. (ITA)	1'36.078		1'37.091		1'36.078		1'37.522		1'37.714					
	Porsche 911 GT3 CUP 992	76	219,5	26	219,1	12	218,6	18	219,5	20	219,5				
29	50 FENICI F. (ITA)	1'36.107		1'37.283		1'36.107		1'37.972		1'37.553					
	Porsche 911 GT3 CUP 992	82	219,5	28	219,1	16	217,7	18	219,5	20	217,7				
30	56 BRUSA C. (ITA)	1'36.368		1'36.503		1'36.368		1'37.412							
	Porsche 911 GT3 CUP 992	55	219,1	25	219,1	12	218,2	18	219,1	20	210,9				
31	54 STEFANELLI S. (ITA)	1'36.418		1'36.795		1'36.418		1'37.388							
	Porsche 911 GT3 CUP 992	59	220,0	26	220,0	15	216,9	18	219,1	20	216,9				
32	80 MOWLE L. (GBR)	1'37.750		1'38.264		1'37.750		1'38.466		1'38.288					
	Porsche 911 GT3 CUP 992	84	220,0	29	217,7	17	217,7	18	220,0	20	216,0				

