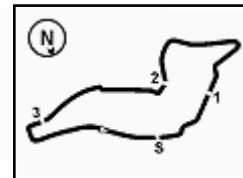


ACI Racing Weekend Imola, 25-26 Aprile 2026

Classifica Race 2

Laps 19 = 93,271 km - Avg 169,330 km/h - Race Time 33'02.961



Imola Circuit 4.909 m

No.	Driver	Nat	Entrant	Team	Car	Class	Laps	Time	Gap	Rel.	Fastest Lap
1	14 VAN SOELEN Senna	NLD	Target	Target	Porsche 911 GT3 CUP 9	R	19	33'02.961		8	1'43.608
2	8 DELLI GUANTI Pietro	ITA	Team Q8 Hi-Perform	Team Q8 Hi-Perform	Porsche 911 GT3 CUP 9		19	33'03.628	0.667	0.667	6 1'43.545
3	35 BRISTOT Andrea	ITA	Dinamic Motorsport	Dinamic Motorsport	Porsche 911 GT3 CUP 9	R	19	33'06.242	3.281	2.614	5 1'43.545
4	10 ZENDELI Lirim	DEU	BeDriver	BeDriver	Porsche 911 GT3 CUP 9		19	33'07.386	4.425	1.144	12 1'43.924
5	32 QUARESMINI Gianmarco	ITA	Prima Ghinzani Motorsport	Prima Ghinzani Motorsport	Porsche 911 GT3 CUP 9		19	33'08.590	5.629	1.204	6 1'43.867
6	20 HAUGHTON Harley	GBR	Enrico Fulgenzi Racing	Enrico Fulgenzi Racing	Porsche 911 GT3 CUP 9	R	19	33'11.583	8.622	2.993	9 1'43.894
7	15 FESTANTE Aldo	ITA	Target	Target	Porsche 911 GT3 CUP 9		19	33'12.088	9.127	0.505	5 1'43.801
8	28 AMATI Giorgio	ITA	Prima Ghinzani Motorsport	Prima Ghinzani Motorsport	Porsche 911 GT3 CUP 9		19	33'19.791	16.830	7.703	11 1'44.025
9	11 VOISIN Callum	GBR	Ombra Racing	Ombra Racing	Porsche 911 GT3 CUP 9	R	19	33'19.992	17.031	0.201	10 1'44.053
10P	21 BERTONELLI Diego	ITA	BeDriver	BeDriver	Porsche 911 GT3 CUP 9		19	33'20.501	17.540	0.509	8 1'43.805
11	3 CERQUI Alberto	ITA	Ebimotors	Ebimotors	Porsche 911 GT3 CUP 9		19	33'24.408	21.447	3.907	6 1'44.404
12	24 FANT Filippo	ITA	Target	Target	Porsche 911 GT3 CUP 9		19	33'25.673	22.712	1.265	15 1'44.483
13	7 BUTTI Marco	ITA	The Driving Experiences	The Driving Experiences	Porsche 911 GT3 CUP 9	R	19	33'28.066	25.105	2.393	13 1'44.468
14	33 SCHAAP Nathan	NLD	Ombra Racing	Ombra Racing	Porsche 911 GT3 CUP 9		19	33'28.278	25.317	0.212	10 1'44.642
15	31 BERTUCA Cristian	ITA	Omnia Motorsport	Omnia Motorsport	Porsche 911 GT3 CUP 9	R	19	33'29.084	26.123	0.806	16 1'44.435
16	22 QUINTIERI Ermanno	ITA	Omnia Motorsport	Omnia Motorsport	Porsche 911 GT3 CUP 9	R	19	33'32.429	29.468	3.345	14 1'44.706
17	18 MEZZETTI William	ITA	Dinamic Motorsport	Dinamic Motorsport	Porsche 911 GT3 CUP 9		19	33'33.749	30.788	1.320	16 1'44.881
18	19 D'AMICO Andrea	ITA	Dinamic Motorsport	Dinamic Motorsport	Porsche 911 GT3 CUP 9	R	19	33'34.219	31.258	0.470	9 1'44.803
19	56 BRUSA Cesare	ITA	Prima Ghinzani Motorsport	Prima Ghinzani Motorsport	Porsche 911 GT3 CUP 9	MC	19	33'39.494	36.533	5.275	9 1'44.860
20	25 CHELI Lorenzo	SMR	Dinamic Motorsport	Dinamic Motorsport	Porsche 911 GT3 CUP 9		19	33'39.774	36.813	0.280	15 1'44.805
21	17 BERTA Benjamin	HUN	Malucelli Motorsport	Malucelli Motorsport Esseracing	Porsche 911 GT3 CUP 9	R	19	33'44.033	41.072	4.259	13 1'45.104
22	4 DE PRENTER Paul	NLD	The Driving Experiences	The Driving Experiences	Porsche 911 GT3 CUP 9	R	19	33'44.789	41.828	0.756	4 1'44.752
23	67 DE GIACOMI Alex	ITA	Ebimotors	Ebimotors	Porsche 911 GT3 CUP 9	MC	19	33'55.636	52.675	10.847	4 1'45.729
24	54 STEFANELLI Stefano	ITA	Malucelli Motorsport	Malucelli Motorsport Esseracing	Porsche 911 GT3 CUP 9	MC	19	33'55.942	52.981	0.306	7 1'45.655
25	51 GNEMMI Paolo	ITA	Ebimotors	Ebimotors	Porsche 911 GT3 CUP 9	MC	19	33'59.054	56.093	3.112	4 1'45.839
26	50 FENICI Francesco Maria	ITA	The Driving Experiences	The Driving Experiences	Porsche 911 GT3 CUP 9	MC	19	34'23.425	1'20.464	24.371	4 1'46.932
27	75 GALLI Andrea	ITA	Ebimotors	Ebimotors	Porsche 911 GT3 CUP 9	MC	19	34'36.291	1'33.330	12.866	4 1'46.543
28	12 MARTINEZ Luciano	ARG	Ombra Racing	Ombra Racing	Porsche 911 GT3 CUP 9		18	33'44.463	1 Lap	1 Lap	5 1'44.320
29	80 CHIRIGUT Horia-Traian	MEX	BeDriver	BeDriver	Porsche 911 GT3 CUP 9	MC	15	27'11.285	4 Laps	3 Laps	14 1'47.004
----- Not Classified -----											
RET	88 GIRONDI Andrea	ITA	Enrico Fulgenzi Racing	Enrico Fulgenzi Racing	Porsche 911 GT3 CUP 9	MC	9	16'25.431	10 Laps		8 1'46.081
NS	30 GAILLARD Karen	CHE	Ombra Racing	Ombra Racing	Porsche 911 GT3 CUP 9	R					

Starting: 31 Classified: 29 Not Classified: 0 Retired: 1 Not Started: 1
Fastest Lap N. 5 No. 35 Andrea Bristot Time 1'43.545 Avg. 170,674 Km/h

Humidity:	41%	Air	25°C
Condition:	DRY	Track	46°C

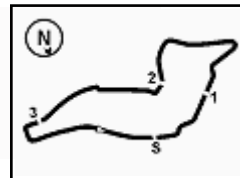
Penalty and Infringement

15.07 **21 D. BERTONELLI** #21 Time Penalty 10 sec - Stewards dec. n. 12

Stewards : Ronny Guarini Ivan Lambiasi Marino Tassinari

26/04/2026 Start 12:36 End 13:11





Imola Circuit 4.909 m

ACI Racing Weekend Imola, 25-26 Aprile 2026

Classifica di Classe Race 2

Michelin Cup

Laps 19 = 93,271 km - Avg 166,267 km/h - Race Time 33'39.494

No.	Driver	Nat	Entrant	Team	Car	Laps	Time	Gap	Rel.	Fastest Lap
1	56 BRUSA Cesare	ITA	Prima Ghinzani Motorsport	Prima Ghinzani Motorsport	Porsche 911 GT3 CUP 9	19	33'39.494		9	1'44.860
2	67 DE GIACOMI Alex	ITA	Ebimotors	Ebimotors	Porsche 911 GT3 CUP 9	19	33'55.636	16.142	16.142	4 1'45.729
3	54 STEFANELLI Stefano	ITA	Malucelli Motorsport	Malucelli Motorsport Esseracing	Porsche 911 GT3 CUP 9	19	33'55.942	16.448	0.306	7 1'45.655
4	51 GNEMMI Paolo	ITA	Ebimotors	Ebimotors	Porsche 911 GT3 CUP 9	19	33'59.054	19.560	3.112	4 1'45.839
5	50 FENICI Francesco Maria	ITA	The Driving Experiences	The Driving Experiences	Porsche 911 GT3 CUP 9	19	34'23.425	43.931	24.371	4 1'46.932
6	75 GALLI Andrea	ITA	Ebimotors	Ebimotors	Porsche 911 GT3 CUP 9	19	34'36.291	56.797	12.866	4 1'46.543
7	80 CHIRIGUT Horia-Traian	MEX	BeDriver	BeDriver	Porsche 911 GT3 CUP 9	15	27'11.285	4 Laps	4 Laps	14 1'47.004

----- **Not Classified** -----

RET	88 GIRONDI Andrea	ITA	Enrico Fulgenzi Racing	Enrico Fulgenzi Racing	Porsche 911 GT3 CUP 9	9	16'25.431	10 Laps	8	1'46.081
-----	--------------------------	-----	------------------------	------------------------	-----------------------	---	-----------	----------------	---	----------

Starting: 8 Classified: 7 Not Classified: 0 Retired: 1 Not Started: 0
Fastest Lap N. 9 No. 56 Cesare Brusa Time 1'44.860 Avg. 168,533 Km/h

Rookie

Laps 19 = 93,271 km - Avg 169,330 km/h - Race Time 33'02.961

No.	Driver	Nat	Entrant	Team	Car	Laps	Time	Gap	Rel.	Fastest Lap
1	14 VAN SOELEN Senna	NLD	Target	Target	Porsche 911 GT3 CUP 9	19	33'02.961		8	1'43.608
2	35 BRISTOT Andrea	ITA	Dinamic Motorsport	Dinamic Motorsport	Porsche 911 GT3 CUP 9	19	33'06.242	3.281	3.281	5 1'43.545
3	20 HAUGHTON Harley	GBR	Enrico Fulgenzi Racing	Enrico Fulgenzi Racing	Porsche 911 GT3 CUP 9	19	33'11.583	8.622	5.341	9 1'43.894
4	11 VOISIN Callum	GBR	Ombra Racing	Ombra Racing	Porsche 911 GT3 CUP 9	19	33'19.992	17.031	8.409	10 1'44.053
5	7 BUTTI Marco	ITA	The Driving Experiences	The Driving Experiences	Porsche 911 GT3 CUP 9	19	33'28.066	25.105	8.074	13 1'44.468
6	31 BERTUCA Cristian	ITA	Omnia Motorsport	Omnia Motorsport	Porsche 911 GT3 CUP 9	19	33'29.084	26.123	1.018	16 1'44.435
7	22 QUINTIERI Ermanno	ITA	Omnia Motorsport	Omnia Motorsport	Porsche 911 GT3 CUP 9	19	33'32.429	29.468	3.345	14 1'44.706
8	19 D'AMICO Andrea	ITA	Dinamic Motorsport	Dinamic Motorsport	Porsche 911 GT3 CUP 9	19	33'34.219	31.258	1.790	9 1'44.803
9	17 BERTA Benjamin	HUN	Malucelli Motorsport	Malucelli Motorsport Esseracing	Porsche 911 GT3 CUP 9	19	33'44.033	41.072	9.814	13 1'45.104
10	4 DE PRENTER Paul	NLD	The Driving Experiences	The Driving Experiences	Porsche 911 GT3 CUP 9	19	33'44.789	41.828	0.756	4 1'44.752

----- **Not Classified** -----

NS	30 GAILLARD Karen	CHE	Ombra Racing	Ombra Racing	Porsche 911 GT3 CUP 9					
----	--------------------------	-----	--------------	--------------	-----------------------	--	--	--	--	--

Starting: 11 Classified: 10 Not Classified: 0 Retired: 0 Not Started: 1
Fastest Lap N. 5 No. 35 Andrea Bristot Time 1'43.545 Avg. 170,674 Km/h

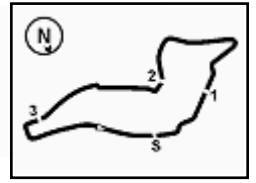
Humidity:	41%	Air	25°C
Condition:	DRY	Track	46°C

Stewards : Ronny Guarini Ivan Lambiasi Marino Tassinari

26/04/2026 Start 12:36 End 13:11

Powered by FICr PERUGIA TIMING





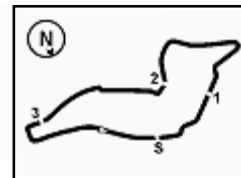
Imola Circuit 4.909 m

	Lap																		
	1	2	3	4	5	6	7	8	9	10	11	12	13	14	15	16	17	18	19
1	14	14	14	14	14	14	14	14	14	14	14	14	14	14	14	14	14	14	14
2	35	35	35	35	35	35	35	35	35	35	35	35	35	35	35	35	8	8	8
3	8	8	8	8	8	8	8	8	8	8	8	8	8	8	8	8	35	35	35
4	10	10	10	10	10	10	10	10	10	10	10	10	10	10	10	10	10	10	10
5	32	32	32	32	32	32	32	32	32	32	32	32	32	32	32	32	32	32	32
6	21	21	21	21	21	21	21	21	21	21	21	21	21	21	21	21	21	21	21
7	20	15	15	15	15	15	15	15	15	15	15	15	15	15	15	15	15	15	20
8	28	20	20	20	20	20	20	20	20	20	20	20	20	20	20	20	20	20	15
9	15	28	28	28	28	28	28	28	28	28	28	28	28	28	28	28	28	28	28
10	31	31	31	31	11	11	11	11	11	11	11	11	11	11	11	11	11	11	11
11	3	3	3	3	24	24	24	24	24	24	24	24	24	24	24	24	3	3	3
12	11	11	11	11	3	3	3	3	3	3	3	3	3	3	3	3	24	24	24
13	24	24	24	24	33	33	33	33	33	33	33	33	33	33	33	33	33	33	7
14	22	18	18	7	18	18	18	18	18	18	7	7	7	7	7	7	7	7	33
15	7	7	7	33	7	7	7	7	7	7	18	18	31	31	31	31	31	31	31
16	18	33	33	18	22	22	22	31	31	31	31	31	22	22	22	22	22	22	22
17	56	22	22	22	4	31	31	22	22	22	22	22	18	18	18	18	18	18	18
18	33	56	56	4	31	4	19	19	19	19	19	19	19	19	19	19	19	19	19
19	4	4	4	56	19	19	56	56	56	56	56	56	56	56	56	56	56	56	56
20	19	19	19	19	56	56	25	25	25	25	25	25	25	25	25	25	25	25	25
21	25	25	25	25	25	25	67	67	67	67	67	67	67	67	67	67	67	67	67
22	67	67	67	67	67	67	17	17	17	67	67	67	4	4	4	4	4	4	4
23	17	17	17	17	17	17	51	51	51	51	4	67	67	67	67	67	67	67	67
24	51	51	51	51	51	51	54	54	54	4	51	51	54	54	54	54	54	54	54
25	54	54	54	54	54	54	4	4	4	54	54	54	51	51	51	51	51	51	51
26	88	88	88	88	88	88	80	80	80	80	80	80	80	80	80	50	50	50	50
27	80	80	80	80	80	80	50	50	50	50	50	50	50	50	50	75	75	75	75
28	50	50	50	50	50	50	75	75	88	75	75	75	75	75	75	12	12	12	
29	75	12	75	75	75	75	88	88	75	12	12	12	12	12	12				
30	12	75	12	12	12	12	12	12	12	12	12	12	12	12	12				

Final Result		
1	14 VAN SOELEN S.	Laps 19
2	8 DELLI GUANTI P.	0.667
3	35 BRISTOT A.	3.281
4	10 ZENDELI L.	4.425
5	32 QUARESMINI G.	5.629
6	20 HAUGHTON H.	8.622
7	15 FESTANTE A.	9.127
8	28 AMATI G.	16.830
9	11 VOISIN C.	17.031
10	21 BERTONELLI D. (P)	17.540
11	3 CERQUI A.	21.447
12	24 FANT F.	22.712
13	7 BUTTI M.	25.105
14	33 SCHAAP N.	25.317
15	31 BERTUCA C.	26.123
16	22 QUINTIERI E.	29.468
17	18 MEZZETTI W.	30.788
18	19 D'AMICO A.	31.258
19	56 BRUSA C.	36.533
20	25 CHELI L.	36.813
21	17 BERTA B.	41.072
22	4 DE PRENTER P.	41.828
23	67 DE GIACOMI A.	52.675
24	54 STEFANELLI S.	52.981
25	51 GNEMMI P.	56.093
26	50 FENICI F.	1'20.464
27	75 GALLI A.	1'33.330
28	12 MARTINEZ L.	1 Lap
29	80 CHIRIGUT H.	4 Laps
RET	88 GIRONDI A.	10 Laps
NS	30 GAILLARD K.	



ACI Racing Weekend Imola, 25-26 Aprile 2026
Best Sectors & Speed Race 2



Imola Circuit 4.909 m

RESULTS

1	14 VAN SOELEN Senna	Porsche 911 GT3 CUP 992	Laps 19
2	8 DELLI GUANTI Pietro	Porsche 911 GT3 CUP 992	0.667
3	35 BRISTOT Andrea	Porsche 911 GT3 CUP 992	3.281
4	10 ZENDELI Lirim	Porsche 911 GT3 CUP 992	4.425
5	32 QUARESMINI Gianmarco	Porsche 911 GT3 CUP 992	5.629
6	20 HAUGHTON Harley	Porsche 911 GT3 CUP 992	8.622
7	15 FESTANTE Aldo	Porsche 911 GT3 CUP 992	9.127
8	28 AMATI Giorgio	Porsche 911 GT3 CUP 992	16.830
9	11 VOISIN Callum	Porsche 911 GT3 CUP 992	17.031
10	21 BERTONELLI Diego	Porsche 911 GT3 CUP 992	17.540
11	3 CERQUI Alberto	Porsche 911 GT3 CUP 992	21.447
12	24 FANT Filippo	Porsche 911 GT3 CUP 992	22.712
13	7 BUTTI Marco	Porsche 911 GT3 CUP 992	25.105
14	33 SCHAAP Nathan	Porsche 911 GT3 CUP 992	25.317
15	31 BERTUCA Cristian	Porsche 911 GT3 CUP 992	26.123
16	22 QUINTIERI Ermanno	Porsche 911 GT3 CUP 992	29.468
17	18 MEZZETTI William	Porsche 911 GT3 CUP 992	30.788
18	19 D'AMICO Andrea	Porsche 911 GT3 CUP 992	31.258
19	56 BRUSA Cesare	Porsche 911 GT3 CUP 992	36.533
20	25 CHELI Lorenzo	Porsche 911 GT3 CUP 992	36.813
21	17 BERTA Benjamin	Porsche 911 GT3 CUP 992	41.072
22	4 DE PRENTER Paul	Porsche 911 GT3 CUP 992	41.828
23	67 DE GIACOMI Alex	Porsche 911 GT3 CUP 992	52.675
24	54 STEFANELLI Stefano	Porsche 911 GT3 CUP 992	52.981
25	51 GNEMMI Paolo	Porsche 911 GT3 CUP 992	56.093
26	50 FENICI Francesco Maria	Porsche 911 GT3 CUP 992	1'20.464
27	75 GALLI Andrea	Porsche 911 GT3 CUP 992	1'33.330
28	12 MARTINEZ Luciano	Porsche 911 GT3 CUP 992	1 Lap
29	80 CHIRIGUT Horia-Traian	Porsche 911 GT3 CUP 992	4 Laps
RET	88 GIRONDI Andrea	Porsche 911 GT3 CUP 992	10 Laps
NS	30 GAILLARD Karen	Porsche 911 GT3 CUP 992	

SPEED

1	12 MARTINEZ Luciano	Porsche 911 GT3 CUP 992	281,3
2	3 CERQUI Alberto	Porsche 911 GT3 CUP 992	281,3
3	28 AMATI Giorgio	Porsche 911 GT3 CUP 992	280,5
4	4 DE PRENTER Paul	Porsche 911 GT3 CUP 992	279,8
5	17 BERTA Benjamin	Porsche 911 GT3 CUP 992	279,8
6	31 BERTUCA Cristian	Porsche 911 GT3 CUP 992	279,8
7	33 SCHAAP Nathan	Porsche 911 GT3 CUP 992	279,8
8	19 D'AMICO Andrea	Porsche 911 GT3 CUP 992	279,1
9	22 QUINTIERI Ermanno	Porsche 911 GT3 CUP 992	279,1
10	75 GALLI Andrea	Porsche 911 GT3 CUP 992	279,1
11	88 GIRONDI Andrea	Porsche 911 GT3 CUP 992	279,1
12	56 BRUSA Cesare	Porsche 911 GT3 CUP 992	278,4
13	7 BUTTI Marco	Porsche 911 GT3 CUP 992	278,4
14	11 VOISIN Callum	Porsche 911 GT3 CUP 992	278,4
15	32 QUARESMINI Gianmarco	Porsche 911 GT3 CUP 992	278,4
16	15 FESTANTE Aldo	Porsche 911 GT3 CUP 992	276,9
17	20 HAUGHTON Harley	Porsche 911 GT3 CUP 992	276,9
18	21 BERTONELLI Diego	Porsche 911 GT3 CUP 992	276,9
19	50 FENICI Francesco Maria	Porsche 911 GT3 CUP 992	276,9
20	54 STEFANELLI Stefano	Porsche 911 GT3 CUP 992	276,9
21	67 DE GIACOMI Alex	Porsche 911 GT3 CUP 992	276,9
22	80 CHIRIGUT Horia-Traian	Porsche 911 GT3 CUP 992	276,9
23	8 DELLI GUANTI Pietro	Porsche 911 GT3 CUP 992	276,9
24	10 ZENDELI Lirim	Porsche 911 GT3 CUP 992	275,5
25	18 MEZZETTI William	Porsche 911 GT3 CUP 992	275,5
26	24 FANT Filippo	Porsche 911 GT3 CUP 992	275,5
27	35 BRISTOT Andrea	Porsche 911 GT3 CUP 992	275,5
28	51 GNEMMI Paolo	Porsche 911 GT3 CUP 992	275,5
29	25 CHELI Lorenzo	Porsche 911 GT3 CUP 992	274,1
30	14 VAN SOELEN Senna	Porsche 911 GT3 CUP 992	274,1

SEG. 1

1	8 DELLI GUANTI Pietro	21.371
2	14 VAN SOELEN Senna	21.393
3	21 BERTONELLI Diego	21.402
4	28 AMATI Giorgio	21.423
5	35 BRISTOT Andrea	21.426
6	20 HAUGHTON Harley	21.452
7	32 QUARESMINI Gianmarco	21.458
8	10 ZENDELI Lirim	21.460
9	31 BERTUCA Cristian	21.472
10	24 FANT Filippo	21.477
11	11 VOISIN Callum	21.478
12	4 DE PRENTER Paul	21.487
13	15 FESTANTE Aldo	21.492
14	7 BUTTI Marco	21.510
15	3 CERQUI Alberto	21.512
16	18 MEZZETTI William	21.555
17	19 D'AMICO Andrea	21.617
18	25 CHELI Lorenzo	21.634
19	17 BERTA Benjamin	21.648
20	33 SCHAAP Nathan	21.655
21	12 MARTINEZ Luciano	21.657
22	22 QUINTIERI Ermanno	21.683
23	67 DE GIACOMI Alex	21.777
24	56 BRUSA Cesare	21.792
25	54 STEFANELLI Stefano	21.815
26	88 GIRONDI Andrea	21.862
27	51 GNEMMI Paolo	21.912
28	80 CHIRIGUT Horia-Traian	22.104
29	50 FENICI Francesco Maria	22.112
30	75 GALLI Andrea	22.150

SEG. 2

1	14 VAN SOELEN Senna	34.158
2	35 BRISTOT Andrea	34.235
3	28 AMATI Giorgio	34.288
4	15 FESTANTE Aldo	34.290
5	10 ZENDELI Lirim	34.294
6	8 DELLI GUANTI Pietro	34.320
7	21 BERTONELLI Diego	34.332
8	32 QUARESMINI Gianmarco	34.354
9	20 HAUGHTON Harley	34.414
10	24 FANT Filippo	34.428
11	31 BERTUCA Cristian	34.436
12	3 CERQUI Alberto	34.487
13	11 VOISIN Callum	34.489
14	33 SCHAAP Nathan	34.494
15	12 MARTINEZ Luciano	34.500
16	7 BUTTI Marco	34.513
17	25 CHELI Lorenzo	34.568
18	22 QUINTIERI Ermanno	34.617
19	4 DE PRENTER Paul	34.642
20	18 MEZZETTI William	34.684
21	19 D'AMICO Andrea	34.729
22	56 BRUSA Cesare	34.738
23	88 GIRONDI Andrea	34.790
24	67 DE GIACOMI Alex	34.805
25	17 BERTA Benjamin	34.845
26	54 STEFANELLI Stefano	34.947
27	51 GNEMMI Paolo	34.966
28	75 GALLI Andrea	35.233
29	80 CHIRIGUT Horia-Traian	35.272
30	50 FENICI Francesco Maria	35.314

SEG. 3

1	8 DELLI GUANTI Pietro	29.105
2	35 BRISTOT Andrea	29.191
3	28 AMATI Giorgio	29.261
4	20 HAUGHTON Harley	29.277
5	15 FESTANTE Aldo	29.284
6	21 BERTONELLI Diego	29.284
7	14 VAN SOELEN Senna	29.287
8	32 QUARESMINI Gianmarco	29.292
9	11 VOISIN Callum	29.375
10	10 ZENDELI Lirim	29.390
11	7 BUTTI Marco	29.406
12	31 BERTUCA Cristian	29.428
13	4 DE PRENTER Paul	29.447
14	22 QUINTIERI Ermanno	29.447
15	12 MARTINEZ Luciano	29.492
16	24 FANT Filippo	29.502
17	33 SCHAAP Nathan	29.510
18	19 D'AMICO Andrea	29.538
19	25 CHELI Lorenzo	29.548
20	56 BRUSA Cesare	29.555
21	3 CERQUI Alberto	29.580
22	18 MEZZETTI William	29.602
23	17 BERTA Benjamin	29.678
24	54 STEFANELLI Stefano	29.807
25	51 GNEMMI Paolo	29.850
26	67 DE GIACOMI Alex	29.959
27	88 GIRONDI Andrea	29.960
28	75 GALLI Andrea	30.019
29	50 FENICI Francesco Maria	30.127
30	80 CHIRIGUT Horia-Traian	30.434

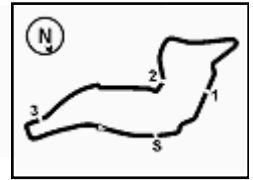
SEG. 4

1	15 FESTANTE Aldo	18.550
2	20 HAUGHTON Harley	18.574
3	35 BRISTOT Andrea	18.587
4	14 VAN SOELEN Senna	18.593
5	8 DELLI GUANTI Pietro	18.612
6	33 SCHAAP Nathan	18.613
7	21 BERTONELLI Diego	18.617
8	10 ZENDELI Lirim	18.621
9	32 QUARESMINI Gianmarco	18.625
10	11 VOISIN Callum	18.635
11	28 AMATI Giorgio	18.649
12	7 BUTTI Marco	18.651
13	12 MARTINEZ Luciano	18.656
14	4 DE PRENTER Paul	18.663
15	3 CERQUI Alberto	18.671
16	31 BERTUCA Cristian	18.691
17	56 BRUSA Cesare	18.693
18	18 MEZZETTI William	18.695
19	19 D'AMICO Andrea	18.701
20	17 BERTA Benjamin	18.708
21	24 FANT Filippo	18.725
22	67 DE GIACOMI Alex	18.733
23	25 CHELI Lorenzo	18.741
24	22 QUINTIERI Ermanno	18.750
25	51 GNEMMI Paolo	18.750
26	54 STEFANELLI Stefano	18.840
27	88 GIRONDI Andrea	18.862
28	75 GALLI Andrea	18.879
29	50 FENICI Francesco Maria	18.959
30	80 CHIRIGUT Horia-Traian	18.985



ACI Racing Weekend Imola, 25-26 Aprile 2026

Analisi Tempi Race 2



Imola Circuit 4.909 m

Start at 12:36'08.166

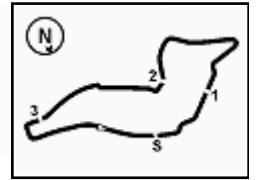
3 A. CERQUI (1'44.404)								8 P. DELLI GUANTI (1'43.545)							
Lap	Seg.1	Seg.2	Seg.3	Seg.4	Lap Time	km/h	Local Time	Lap	Seg.1	Seg.2	Seg.3	Seg.4	Lap Time	km/h	Local Time
1		35.733	30.014	19.051	1'52.259	196,7	12:38'00.425	1		35.038	29.472	18.909	1'48.986	180,6	12:37'57.152
2	22.011	35.030	30.508	18.930	1'46.479	276,9	12:39'46.904	2	21.727	34.568	29.756	18.703	1'44.754	272,7	12:39'41.906
3	21.737	35.000	29.801	18.727	1'45.265	275,5	12:41'32.169	3	21.382	34.360	29.316	18.728	1'43.786	272,7	12:41'25.692
4	21.903	34.641	29.721	18.671	1'44.936	281,3	12:43'17.105	4	21.371	34.322	29.371	18.684	1'43.748	274,1	12:43'09.440
5	22.784	36.246	29.608	18.721	1'47.359	275,5	12:45'04.464	5	21.451	34.320	29.274	18.650	1'43.695	272,7	12:44'53.135
6	21.607	34.488	29.580	18.729	1'44.404	274,1	12:46'48.868	6	21.447	34.365	29.105	18.628	1'43.545	273,4	12:46'36.680
7	22.237	35.024	29.608	18.849	1'45.718	276,9	12:48'34.586	7	21.392	34.377	29.233	18.612	1'43.614	272,7	12:48'20.294
8	21.801	34.574	29.615	18.803	1'44.793	275,5	12:50'19.379	8	21.407	34.485	29.341	18.644	1'43.877	275,5	12:50'04.171
9	21.512	34.520	29.815	18.894	1'44.741	275,5	12:52'04.120	9	21.593	34.530	29.392	18.752	1'44.267	274,1	12:51'48.438
10	21.519	34.890	29.629	18.755	1'44.793	276,9	12:53'48.913	10	21.706	34.569	29.369	18.687	1'44.331	274,1	12:53'32.769
11	21.576	34.536	29.580	18.772	1'44.464	275,5	12:55'33.377	11	21.434	34.404	29.363	18.691	1'43.892	274,1	12:55'16.661
12	21.654	34.500	29.672	18.708	1'44.534	275,5	12:57'17.911	12	21.589	34.415	29.315	18.630	1'43.949	275,5	12:57'00.610
13	21.641	34.513	29.695	18.831	1'44.680	275,5	12:59'02.591	13	21.478	34.545	29.366	18.729	1'44.118	274,1	12:58'44.728
14	21.550	34.687	29.587	18.769	1'44.593	275,5	13:00'47.184	14	21.611	34.394	29.351	18.682	1'44.038	274,1	13:00'28.766
15	21.648	34.498	29.633	18.789	1'44.568	274,1	13:02'31.752	15	22.136	34.627	29.434	18.839	1'45.036	275,5	13:02'13.802
16	21.612	34.487	29.653	18.703	1'44.455	274,1	13:04'16.207	16	21.831	34.475	29.271	18.718	1'44.295	276,9	13:03'58.097
17	22.091	34.860	30.689	18.782	1'46.422	275,5	13:06'02.629	17	22.597	34.536	29.299	18.801	1'45.233	276,9	13:05'43.330
18	21.771	34.708	29.892	18.745	1'45.116	273,4	13:07'47.745	18	21.720	34.443	29.447	18.638	1'44.248	272,7	13:07'27.578
19	21.710	34.619	29.678	18.822	1'44.829	274,1	13:09'32.574	19	21.631	34.541	29.321	18.723	1'44.216	272,7	13:09'11.794
Race Time 33'24.408								Race Time 33'03.628							

4 P. DE PRENTER (1'44.752)								10 L. ZENDELI (1'43.924)							
Lap	Seg.1	Seg.2	Seg.3	Seg.4	Lap Time	km/h	Local Time	Lap	Seg.1	Seg.2	Seg.3	Seg.4	Lap Time	km/h	Local Time
1		36.778	30.356	18.917	1'55.098	208,9	12:38'03.264	1		35.138	29.485	18.788	1'49.238	185,6	12:37'57.404
2	22.456	35.347	30.397	19.029	1'47.229	275,5	12:39'50.493	2	21.971	34.607	29.577	18.691	1'44.846	275,5	12:39'42.250
3	21.928	35.100	29.656	18.812	1'45.496	277,6	12:41'35.989	3	21.521	34.472	29.570	18.729	1'44.292	275,5	12:41'26.542
4	21.744	34.642	29.703	18.663	1'44.752	279,8	12:43'20.741	4	21.873	34.574	29.587	18.748	1'44.782	275,5	12:43'11.324
5	21.837	35.142	30.775	18.852	1'46.606	278,4	12:45'07.347	5	21.512	34.356	29.390	18.672	1'43.930	274,1	12:44'55.254
6	21.867	35.258	29.447	18.761	1'45.333	275,5	12:46'52.680	6	21.460	34.550	29.500	18.634	1'44.144	274,1	12:46'39.398
7	21.673	45.608	29.801	18.786	1'55.868	275,5	12:48'48.548	7	21.591	34.402	29.564	18.629	1'44.186	272,7	12:48'23.584
8	21.941	34.835	29.709	18.831	1'45.316	271,4	12:50'33.864	8	21.570	34.403	29.629	18.621	1'44.223	272,7	12:50'07.807
9	21.862	34.858	29.767	18.791	1'45.278	274,1	12:52'19.142	9	21.489	34.504	29.481	18.852	1'44.326	275,5	12:51'52.133
10	21.768	35.335	29.759	18.779	1'45.641	274,1	12:54'04.783	10	21.684	34.363	29.457	18.674	1'44.178	272,7	12:53'36.311
11	21.625	34.761	29.778	18.957	1'45.121	274,1	12:55'49.904	11	21.553	34.498	29.510	18.634	1'44.195	274,1	12:55'20.506
12	22.754	34.816	29.695	19.047	1'46.312	277,6	12:57'36.216	12	21.538	34.294	29.462	18.630	1'43.924	272,7	12:57'04.430
13	22.241	34.862	29.663	18.831	1'45.597	274,1	12:59'21.813	13	21.555	34.438	29.606	18.667	1'44.266	272,7	12:58'48.696
14	21.703	34.642	29.699	18.806	1'44.850	272,7	13:01'06.663	14	21.532	34.384	29.483	18.663	1'44.062	272,7	13:00'32.758
15	21.487	34.957	29.681	18.885	1'45.010	274,1	13:02'51.673	15	21.576	34.473	29.553	18.693	1'44.295	274,1	13:02'17.053
16	21.918	34.945	29.718	19.015	1'45.596	274,1	13:04'37.269	16	21.497	34.519	29.566	18.797	1'44.379	272,7	13:04'01.432
17	21.616	35.403	29.504	18.777	1'45.300	274,1	13:06'22.569	17	21.928	34.733	29.621	18.694	1'44.976	274,1	13:05'46.408
18	21.687	35.015	29.743	18.769	1'45.214	273,4	13:08'07.783	18	21.490	34.733	29.479	18.650	1'44.352	274,1	13:07'30.760
19	21.884	35.019	29.549	18.720	1'45.172	275,5	13:09'52.955	19	21.545	34.830	29.727	18.690	1'44.792	274,1	13:09'15.552
Race Time 33'44.789								Race Time 33'07.386							

7 M. BUTTI (1'44.468)								11 C. VOISIN (1'44.053)							
Lap	Seg.1	Seg.2	Seg.3	Seg.4	Lap Time	km/h	Local Time	Lap	Seg.1	Seg.2	Seg.3	Seg.4	Lap Time	km/h	Local Time
1		36.366	30.237	18.949	1'53.833	203,4	12:38'01.999	1		35.803	30.337	18.807	1'52.564	200,0	12:38'00.730
2	22.162	35.665	30.091	18.828	1'46.746	275,5	12:39'48.745	2	22.005	34.887	30.753	18.896	1'46.541	275,5	12:39'47.271
3	21.774	34.686	29.907	18.746	1'45.113	275,5	12:41'33.858	3	21.771	34.966	29.640	18.803	1'45.180	277,6	12:41'32.451
4	21.580	34.686	29.634	18.705	1'44.605	274,1	12:43'18.463	4	21.733	34.896	29.528	18.783	1'44.940	278,4	12:43'17.391
5	21.746	36.134	31.034	18.779	1'47.693	274,1	12:45'06.156	5	22.443	35.098	29.375	18.646	1'45.562	278,4	12:45'02.953
6	21.786	34.613	29.633	18.735	1'44.767	275,5	12:46'50.923	6	21.623	34.566	29.487	18.693	1'44.369	275,5	12:46'47.322
7	21.646	34.863	30.023	18.735	1'45.267	274,1	12:48'36.190	7	21.593	34.540	29.419	18.687	1'44.239	275,5	12:48'31.561
8	21.676	34.589	29.775	18.774	1'44.814	274,1	12:50'21.004	8	21.597	34.581	29.475	18.665	1'44.318	274,1	12:50'15.879
9	21.923	34.721	29.754	18.917	1'45.315	275,5	12:52'06.319	9	21.557	34.489	29.397	18.663	1'44.106	276,9	12:51'59.985
10	21.642	34.837	29.937	19.419	1'45.835	278,4	12:53'52.154	10	21.478	34.500	29.416	18.659	1'44.053	275,5	12:53'44.038
11	21.668	34.569	29.645	19.105	1'44.987	274,1	12:55'37.141	11	21.485	34.644	29.494	18.741	1'44.364	276,9	12:55'28.402
12	21.852	34.513	29.563	18.698	1'44.626	272,7	12:57'21.767	12	21.490	34.603	29.416	18.667	1'44.176	274,1	12:57'12.578
13	21.658	34.683	29.406	18.721	1'44.468	274,1	12:59'06.235	13	21.678	34.712	29.620	18.702	1'44.712	275,5	12:58'57.290
14	21.788	34.616	29.587	18.723	1'44.714	272,7	13:00'50.949	14	21.495	34.693	29.522	18.654	1'44.364	275,5	13:00'41.654
15	21.796	34.555	29.799	18.651	1'44.801	274,1	13:02'35.750	15	21.748	34.748	29.400	18.672	1'44.568	278,4	13:02'26.222
16	21.510	34.812	30.019	18.743	1'45.084	274,1	13:04'20.834	16	21.657	34.830	29.636	18.733	1'44.856	278,4	13:04'11.078
17	21.604	34.650	29.623	18.706	1'44.583	274,1	13:06'05.417	17	21.727	35.080	29.549	18.635	1'44.991	278,4	13:05'56.069
18	21.828	34.852	29.873	18.729	1'45.282	274,8	13:07'50.699	18	22.611	35.146	29.466	18.729	1'45.952	275,5	13:07'42.021
19	21.800	35.037	29.612	19.084	1'45.533	274,1	13:09'36.232	19	21.790	35.182	30.220	18.945	1'46.137	276,2	13:09'28.158
Race Time 33'28.066								Race Time 33'19.992							

ACI Racing Weekend Imola, 25-26 Aprile 2026

Analisi Tempi Race 2



Imola Circuit 4.909 m

Start at 12:36'08.166

2 / 5

12 L. MARTINEZ (1'44.320)							
Lap	Seg.1	Seg.2	Seg.3	Seg.4	Lap Time	km/h	Local Time
1				18.958	2'00.033	208,1	12:38'08.199
2	22.248	35.459	30.897	19.008	1'47.612	277,6	12:39'55.811
3	22.066	35.614	30.852	1'22.743	2'51.275P	274,1	12:42'47.086
4	36.536	34.816	29.492	19.120	1'59.964P	178,8	12:44'47.050
5	21.657	34.500	29.507	18.656	1'44.320	270,0	12:46'31.370
6	21.909	34.848	29.705	18.756	1'45.218	271,4	12:48'16.588
7	21.691	34.602	29.566	35.822	2'01.681P	272,7	12:50'18.269
8	36.211	34.759	29.725	18.910	1'59.605P	177,6	12:52'17.874
9	22.481	34.712	29.600	18.801	1'45.594	281,3	12:54'03.468
10	22.097	34.530	29.762	19.348	1'45.737	279,1	12:55'49.205
11	22.242	34.788	29.680	18.900	1'45.610	275,5	12:57'34.815
12	21.756	34.804	29.735	18.837	1'45.132	273,4	12:59'19.947
13	21.853	34.950	30.042	18.722	1'45.567	274,1	13:01'05.514
14	21.848	34.720	29.619	18.758	1'44.945	274,1	13:02'50.459
15	21.784	34.881	29.971	18.765	1'45.401	275,5	13:04'35.860
16	21.813	35.015	29.748	18.799	1'45.375	276,9	13:06'21.235
17	21.767	35.131	29.881	18.958	1'45.737	275,5	13:08'06.972
18	21.818	34.993	29.931	18.915	1'45.657	276,9	13:09'52.629
Race Time 33'44.463							

1						37.366	30.898	19.121	1'57.147	213,0	12:38'05.313
2	22.061					35.356	30.651	19.032	1'47.100	276,9	12:39'52.413
3	21.864					35.225	30.021	18.892	1'46.002	276,9	12:41'38.415
4	21.693					34.845	30.066	18.923	1'45.527	276,9	12:43'23.942
5	21.945					35.136	30.648	19.032	1'46.761	275,5	12:45'10.703
6	22.174					34.923	30.028	18.907	1'46.032	276,9	12:46'56.735
7	21.883					35.375	29.826	18.882	1'45.966	276,9	12:48'42.701
8	21.777					34.856	29.971	19.017	1'45.621	276,9	12:50'28.322
9	22.135					35.187	30.042	18.989	1'46.353	279,8	12:52'14.675
10	21.723					35.502	30.047	18.911	1'46.183	274,1	12:54'00.858
11	21.976					35.136	29.996	18.779	1'45.887	278,4	12:55'46.745
12	21.767					34.871	29.864	18.708	1'45.210	275,5	12:57'31.955
13	21.648					34.850	29.678	18.928	1'45.104	275,5	12:59'17.059
14	21.932					35.030	30.061	18.799	1'45.822	274,1	13:01'02.881
15	21.756					34.992	30.152	18.767	1'45.667	275,5	13:02'48.548
16	21.998					34.992	30.040	18.733	1'45.763	274,1	13:04'34.311
17	22.229					35.055	30.108	18.826	1'46.218	274,1	13:06'20.529
18	22.026					35.112	29.977	18.813	1'45.928	274,1	13:08'06.457
19	21.918					35.152	29.907	18.765	1'45.742	274,1	13:09'52.199
Race Time 33'44.033											

14 S. VAN SOELEN (1'43.608)							
Lap	Seg.1	Seg.2	Seg.3	Seg.4	Lap Time	km/h	Local Time
1		34.589	29.502	18.735	1'47.933	179,4	12:37'56.099
2	21.936	34.274	29.481	18.692	1'44.383	271,4	12:39'40.482
3	21.393	34.188	29.506	18.689	1'43.776	271,4	12:41'24.258
4	21.513	34.190	29.308	18.677	1'43.688	272,7	12:43'07.946
5	21.518	34.273	29.320	18.601	1'43.712	271,4	12:44'51.658
6	21.471	34.165	29.445	18.659	1'43.740	272,7	12:46'35.398
7	21.578	34.280	29.404	18.634	1'43.896	272,7	12:48'19.294
8	21.443	34.184	29.388	18.593	1'43.608	274,1	12:50'02.902
9	22.159	34.445	29.337	18.642	1'44.583	272,7	12:51'47.485
10	21.517	34.158	29.287	18.694	1'43.656	271,4	12:53'31.141
11	21.545	34.269	29.456	18.675	1'43.945	271,4	12:55'15.086
12	21.687	34.326	29.324	18.651	1'43.988	271,4	12:56'59.074
13	21.485	34.322	29.409	18.688	1'43.904	271,4	12:58'42.978
14	21.644	34.344	29.336	18.670	1'43.994	271,4	13:00'26.972
15	21.580	34.380	29.510	18.676	1'44.146	271,4	13:02'11.118
16	21.629	34.526	29.674	18.686	1'44.515	272,7	13:03'55.633
17	21.843	34.820	29.576	18.774	1'45.013	271,4	13:05'40.646
18	21.923	34.818	29.653	18.731	1'45.125	271,4	13:07'25.771
19	21.860	34.896	29.790	18.810	1'45.356	271,4	13:09'11.127
Race Time 33'02.961							

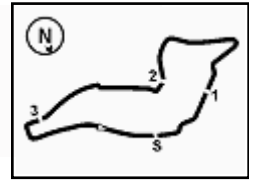
18 W. MEZZETTI (1'44.881)											
Lap	Seg.1	Seg.2	Seg.3	Seg.4	Lap Time	km/h	Local Time				
1						37.000	30.051	19.074	1'54.217	201,5	12:38'02.383
2	21.903					35.345	29.922	18.868	1'46.038	274,1	12:39'48.421
3	21.636					34.794	29.646	18.916	1'44.992	274,1	12:41'33.413
4	21.555					35.983	30.135	18.736	1'46.409	274,1	12:43'19.822
5	21.864					35.229	29.949	18.780	1'45.822	274,1	12:45'05.644
6	21.745					34.746	29.640	18.763	1'44.894	272,7	12:46'50.538
7	21.853					34.806	29.690	18.754	1'45.103	272,0	12:48'35.641
8	21.661					34.873	29.687	18.750	1'44.971	271,4	12:50'20.612
9	21.676					34.942	29.992	18.807	1'45.417	272,7	12:52'06.029
10	21.583					34.940	29.719	18.731	1'44.973	274,1	12:53'51.002
11	21.718					35.303	29.898	19.415	1'46.334	274,1	12:55'37.336
12	22.009					34.888	29.606	18.858	1'45.361	275,5	12:57'22.697
13	23.561					35.146	29.801	18.773	1'47.281	272,7	12:59'09.978
14	21.894					34.763	29.602	18.697	1'44.956	272,0	13:00'54.934
15	21.682					34.915	29.827	18.830	1'45.254	272,7	13:02'40.188
16	21.661					34.843	29.682	18.695	1'44.881	272,0	13:04'25.069
17	21.806					34.684	29.951	18.746	1'45.187	271,4	13:06'10.256
18	21.735					35.326	30.178	18.790	1'46.029	272,7	13:07'56.285
19	21.882					34.805	29.943	19.000	1'45.630	272,7	13:09'41.915
Race Time 33'33.749											

15 A. FESTANTE (1'43.801)							
Lap	Seg.1	Seg.2	Seg.3	Seg.4	Lap Time	km/h	Local Time
1		36.026	29.889	18.823	1'51.514	191,2	12:37'59.680
2	21.817	35.331	30.189	18.866	1'46.203	276,2	12:39'45.883
3	21.828	34.475	29.623	18.661	1'44.587	274,1	12:41'30.470
4	21.640	34.290	29.424	18.629	1'43.983	274,1	12:43'14.453
5	21.553	34.339	29.284	18.625	1'43.801	272,7	12:44'58.254
6	21.498	34.358	29.402	18.583	1'43.841	272,7	12:46'42.095
7	21.703	34.437	29.434	18.551	1'44.125	274,1	12:48'26.220
8	21.498	34.366	29.685	18.550	1'44.099	275,5	12:50'10.319
9	21.492	34.470	29.513	18.600	1'44.075	274,1	12:51'54.394
10	21.610	34.601	29.484	18.684	1'44.379	275,5	12:53'38.773
11	21.608	34.385	29.594	18.739	1'44.326	276,9	12:55'23.099
12	21.727	34.614	29.596	18.631	1'44.568	274,1	12:57'07.667
13	21.540	34.525	29.441	18.638	1'44.144	274,1	12:58'51.811
14	21.760	34.571	29.572	18.654	1'44.557	275,5	13:00'36.368
15	21.581	34.493	29.657	18.657	1'44.388	274,1	13:02'20.756
16	21.561	34.494	29.479	18.705	1'44.239	275,5	13:04'04.995
17	21.763	34.765	29.599	18.683	1'44.810	275,5	13:05'49.805
18	21.758	34.742	29.633	18.648	1'44.781	275,5	13:07'34.586
19	21.852	34.672	29.625	19.519	1'45.668	274,1	13:09'20.254
Race Time 33'12.088							

19 A. D'AMICO (1'44.803)											
Lap	Seg.1	Seg.2	Seg.3	Seg.4	Lap Time	km/h	Local Time				
1						36.695	30.570	18.975	1'55.605	210,5	12:38'03.771
2	22.061					35.506	30.369	18.987	1'46.923	275,5	12:39'50.694
3	21.981					35.159	29.856	18.793	1'45.789	279,1	12:41'36.483
4	21.940					34.996	29.667	18.886	1'45.489	275,5	12:43'21.972
5	21.837					35.246	30.273	18.799	1'46.155	275,5	12:45'08.127
6	21.919					34.970	29.820	18.863	1'45.572	275,5	12:46'53.699
7	21.955					34.886	29.765	18.758	1'45.364	274,1	12:48'39.063
8	21.926					34.765	29.667	18.788	1'45.146	272,7	12:50'24.209
9	21.759					34.729	29.538	18.777	1'44.803	274,8	12:52'09.012
10	21.680					35.265	29.816	18.773	1'45.534	275,5	12:53'54.546
11	21.617					34.873	29.701	18.968	1'45.159	274,1	12:55'39.705
12	21.761					35.084	30.005	18.731	1'45.581	274,1	12:57'25.286
13	21.788										

ACI Racing Weekend Imola, 25-26 Aprile 2026

Analisi Tempi Race 2



Imola Circuit 4.909 m

Start at 12:36'08.166

3 / 5

2	21.712	36.086	30.172	18.977	1'46.947	274,1	12:39'46.148	3	21.932	34.578	29.731	18.873	1'45.114	274,1	12:41'32.976
3	21.849	34.509	29.504	18.752	1'44.614	276,9	12:41'30.762	4	21.655	34.784	29.835	18.788	1'45.062	275,5	12:43'18.038
4	21.646	34.536	29.477	18.589	1'44.248	276,9	12:43'15.010	5	22.061	35.492	29,502	18.743	1'45.798	274,8	12:45'03.836
5	21.549	34.532	29.472	18.663	1'44.216	274,1	12:44'59.226	6	21.524	34.517	29.701	18.898	1'44.640	274,1	12:46'48.476
6	21.511	34.434	29.473	18.658	1'44.076	274,1	12:46'43.302	7	22.524	34.855	29.566	18.752	1'45.697	273,4	12:48'34.173
7	21.507	34.513	29,277	18.610	1'43.907	275,5	12:48'27.209	8	21.750	34.602	29.610	18.816	1'44.778	272,7	12:50'18.951
8	21.513	34.536	29.479	18,574	1'44.102	275,5	12:50'11.311	9	21.604	34.582	29.820	18.807	1'44.813	272,7	12:52'03.764
9	21.544	34,414	29.315	18.621	1'43,894	275,5	12:51'55.205	10	21.670	34.477	29.701	18.735	1'44.583	274,1	12:53'48.347
10	21.483	34.562	29.366	18.712	1'44.123	276,9	12:53'39.328	11	21,477	34.531	29.854	18.782	1'44.644	274,1	12:55'32.991
11	21.525	34.630	29.328	18.733	1'44.216	276,9	12:55'23.544	12	21.564	34.578	29.684	18,725	1'44.551	272,7	12:57'17.542
12	21.585	34.618	29.664	18.749	1'44.616	275,5	12:57'08.160	13	21.585	34.616	29.754	18.748	1'44.703	272,7	12:59'02.245
13	21.488	34.688	29.519	18.651	1'44.346	275,5	12:58'52.506	14	21.591	34.611	29.616	18.742	1'44.560	271,4	13:00'46.805
14	21.502	35.025	29.513	18.720	1'44.760	275,5	13:00'37.266	15	21.512	34,428	29.814	18.729	1'44,483	272,7	13:02'31.288
15	21,452	34.595	29.436	18.687	1'44.170	274,1	13:02'21.436	16	21.576	34.638	29.688	18.913	1'44.815	272,7	13:04'16.103
16	21.902	34.564	29.430	18.704	1'44.600	275,5	13:04'06.036	17	22.255	35.434	30.561	18.852	1'47,102	270,0	13:06'03.205
17	21.574	34.781	29.352	18.778	1'44.485	275,5	13:05'50.521	18	22.025	34.892	29.850	18.744	1'45.511	274,1	13:07'48.716
18	21.519	34.703	29.526	18.781	1'44.529	275,5	13:07'35.050	19	21.771	34.777	29.729	18.846	1'45.123	274,1	13:09'33.839
19	21.553	34.896	29.397	18.853	1'44.699	276,9	13:09'19.749								Race Time 33'25.673

Race Time 33'11.583

21 D. BERTONELLI (1'43.805)								25 L. CHELI (1'44.805)							
Lap	Seg.1	Seg.2	Seg.3	Seg.4	Lap Time	km/h	Local Time	Lap	Seg.1	Seg.2	Seg.3	Seg.4	Lap Time	km/h	Local Time
1		35.426	29.659	18.780	1'50.124	188,2	12:37'58.290	2	21.953	35.324	30.439	19.036	1'46.752	272,7	12:39'51.326
2	21.822	34.743	29.678	18.759	1'45.002	274,1	12:39'43.292	3	21.854	35.046	29.916	19.069	1'45.885	273,4	12:41'37.211
3	21.468	34.407	29.419	18.733	1'44.027	274,1	12:41'27.319	4	21.816	34.750	30.025	19.015	1'45.606	274,1	12:43'22.817
4	21.460	34.841	29.769	18.640	1'44.710	276,9	12:43'12.029	5	22.000	34.782	30.150	19.437	1'46.369	272,7	12:45'09.186
5	21.407	34.599	29.628	18.676	1'44.310	276,9	12:44'56.339	6	21.788	35.761	30.347	18.943	1'46.839	274,1	12:46'56.025
6	21.438	34.473	29.483	18.902	1'44.296	275,5	12:46'40.635	7	21.748	34.976	30.079	18,741	1'45.544	272,7	12:48'41.569
7	21.632	34,332	29.663	18,617	1'44.244	274,1	12:48'24.879	8	21,634	34.760	29.715	18.953	1'45.062	272,7	12:50'26.631
8	21,402	34.373	29.382	18.648	1'43,805	274,1	12:50'08.684	9	21.741	34.786	29.763	18.875	1'45.165	274,1	12:52'11.796
9	21.881	34.490	29.572	19.199	1'45.142	275,5	12:51'53.826	10	21.937	37.872	29.988	19.036	1'48.833	272,7	12:54'00.629
10	21.474	34.683	29.502	18.762	1'44.421	275,5	12:53'38.247	11	22.042	34.860	29.685	18.856	1'45.443	270,7	12:55'46.072
11	21.428	34.545	29.690	18.734	1'44.397	275,5	12:55'22.644	12	21.764	34.888	29.786	18.797	1'45.235	271,4	12:57'31.307
12	21.495	34.627	29,284	18.674	1'44.080	275,5	12:57'06.724	13	21.883	34,568	29.621	18.824	1'44.896	271,4	12:59'16.203
13	21.737	34.613	29.375	18.724	1'44.449	274,1	12:58'51.173	14	21.682	34.720	29.801	18.871	1'45.074	270,0	13:01'01.277
14	21.468	34.486	29.481	18.749	1'44.184	275,5	13:00'35.357	15	21.797	34.709	29.556	18.743	1'44,805	272,0	13:02'46.082
15	21.577	34.540	29.530	18.674	1'44.321	274,1	13:02'19.678	16	21.793	34.836	29.687	19.025	1'45.341	272,7	13:04'31.423
16	21.489	34.445	29.885	18.683	1'44.502	275,5	13:04'04.180	17	21.829	34.993	30.032	18.875	1'45.729	274,1	13:06'17.152
17	21.601	34.882	29.521	18.627	1'44.631	275,5	13:05'48.811	18	22.409	34.816	29.555	18.841	1'45.621	271,4	13:08'02.773
18	22.169	34.664	29.557	18.688	1'45.078	275,5	13:07'33.889	19	21.767	35.000	29,548	18.852	1'45.167	274,1	13:09'47.940
19	21.678	34.772	29.561	18.767	1'44.778	273,4	13:09'18.667								Race Time 33'39.774

Race Time 33'10.501 + 10.000Pen

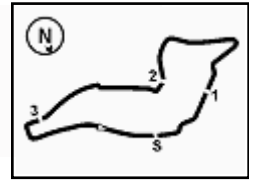
22 E. QUINTIERI (1'44.706)								28 G. AMATI (1'44.025)							
Lap	Seg.1	Seg.2	Seg.3	Seg.4	Lap Time	km/h	Local Time	Lap	Seg.1	Seg.2	Seg.3	Seg.4	Lap Time	km/h	Local Time
1		36.095	30.502	19.161	1'53.721	196,0	12:38'01.887	1		35.814	29.968	18.879	1'51.261	189,5	12:37'59.427
2	21.926	36.561	30.437	19.074	1'47.998	275,5	12:39'49.885	2	21.742	35.960	30.292	18.994	1'46.988	276,9	12:39'46.415
3	22.112	34.738	29.729	18.928	1'45.507	270,7	12:41'35.392	3	22.067	34.753	29.550	18.708	1'45.078	280,5	12:41'31.493
4	21.898	34.839	29.616	18,750	1'45.103	272,0	12:43'20.495	4	21.574	34.388	29.578	19.433	1'44.973	274,1	12:43'16.466
5	21.697	35.113	30.497	18.875	1'46.182	275,5	12:45'06.677	5	23.199	34.811	29.363	18.756	1'46.129	275,5	12:45'02.595
6	21.721	34.688	29.566	18,750	1'44.725	276,9	12:46'51.402	6	21.597	34,288	29.426	18.814	1'44.125	272,7	12:46'46.720
7	21.826	34.850	29.667	18.894	1'45.237	275,5	12:48'36.639	7	21.618	34.369	29.407	18.661	1'44.055	271,4	12:48'30.775
8	22.032	34.943	29.693	19.188	1'45.856	275,5	12:50'22.495	8	21.864	34.399	29.430	18.811	1'44.504	273,4	12:50'15.279
9	21.772	34.938	29.629	18.943	1'45.282	279,1	12:52'07.777	9	21.604	34.439	29.375	18.656	1'44.074	272,7	12:51'59.353
10	21.879	34.702	29.622	18.765	1'44.968	270,7	12:53'52.745	10	21.587	34.369	29.519	18.693	1'44.168	274,1	12:53'43.521
11	21.791	34.919	29.619	19.093	1'45.422	276,9	12:55'38.167	11	21,423	34.496	29,261	18.845	1'44,025	274,1	12:55'27.546
12	22.195	34.830	29.625	18.911	1'45.561	270,0	12:57'23.728	12	21.600	34.627	29.453	18,649	1'44.329	272,7	12:57'11.875
13	22.206	34.919	29.551	18.930	1'45.606	275,5	12:59'09.334	13	21.552	34.858	29.589	18.789	1'44.788	272,7	12:58'56.663
14	21.873	34,617	29,447	18.769	1'44,706	270,0	13:00'54.040	14	21.633	34.598	29.595	18.845	1'44.671	272,7	13:00'41.334
15	21.714	34.945	29.533	18.763	1'44.955	275,5	13:02'38.995	15	21.617	34.746	29.497	18.746	1'44.606	271,4	13:02'25.940
16	21.748	34.907	29.627	18.807	1'45.089	275,5	13:04'24.084	16	21.649	34.889	29.615	18.745	1'44.898	272,7	13:04'10.838
17	21,683	34.828	29.614	18.820	1'44.945	275,5	13:06'09.029	17	21.831	34.936	29.522	18.820	1'45.109	274,1	13:05'55.947
18	21.907	35.415	29.640	18.811	1'45.773	274,1	13:07'54.802	18	22.625	34.629	29.536	19.008	1'45.798	265,4	13:07'41.745
19	21.943	35.130	29.802	18.918	1'45.793	274,1	13:09'40.595	19	21.755	35.343	30.108	19.006	1'46.212	272,7	13:09'27.957

Race Time 33'32.429

24 F. FANT (1'44.483)								31 C. BERTUCA (1'44.435)							
Lap	Seg.1	Seg.2	Seg.3	Seg.4	Lap Time	km/h	Local Time	Lap	Seg.1	Seg.2	Seg.3	Seg.4	Lap Time	km/h	Local Time
1		35.873	30.515	18.959	1'53.191	203,8	12:38'01.357	1		35.771	29.979	19.000	1'51.986	198,2	12:38'00.152
2	21.806	35.014	30.734	18.951	1'46.505	272,7	12:39'47.862	2	21.820	35.339	30.256	18.986	1'46.401	275,5	12:39'46.553

ACI Racing Weekend Imola, 25-26 Aprile 2026

Analisi Tempi Race 2



Imola Circuit 4.909 m

Start at 12:36'08.166

4 / 5

4	21.657	34.481	29.472	18.926	1'44.536	278,4	12:43'16.563	5	21.426	34.280	29.191	18.648	1'43.545	271,4	12:44'52.256
5	23.377	38.159	30.538	18.899	1'50.973	270,7	12:45'07.536	6	21.426	34.235	29.208	18.730	1'43.599	271,4	12:46'35.855
6	21.671	34.924	29.525	18.691	1'44.811	278,4	12:46'52.347	7	21.795	34.367	29.241	18.587	1'43.990	272,7	12:48'19.845
7	21.659	34.608	29.591	18.814	1'44.672	275,5	12:48'37.019	8	21.449	34.369	29.317	18.613	1'43.748	274,1	12:50'03.593
8	21.743	35.081	29.546	18.812	1'45.182	275,5	12:50'22.201	9	21.582	34.697	29.532	18.674	1'44.485	272,7	12:51'48.078
9	21.472	34.502	29.699	18.863	1'44.536	274,1	12:52'06.737	10	21.504	34.453	29.545	18.703	1'44.205	272,7	12:53'32.283
10	21.508	34.837	29.733	19.538	1'45.616	276,9	12:53'52.353	11	21.439	34.394	29.381	18.767	1'43.981	271,4	12:55'16.264
11	21.729	34.812	29.811	18.915	1'45.267	276,9	12:55'37.620	12	21.583	34.364	29.259	18.690	1'43.896	271,4	12:57'00.160
12	22.140	34.775	29.655	18.759	1'45.329	276,9	12:57'22.949	13	21.590	34.402	29.375	18.663	1'44.030	272,7	12:58'44.190
13	22.718	34.731	29.551	18.718	1'45.718	278,4	12:59'08.667	14	21.629	34.509	29.358	18.873	1'44.369	271,4	13:00'28.559
14	21.744	34.663	29.481	18.752	1'44.640	272,7	13:00'53.307	15	22.193	34.521	29.436	18.863	1'45.013	270,0	13:02'13.572
15	21.690	34.532	29.581	18.760	1'44.563	273,4	13:02'37.870	16	21.813	34.445	29.246	18.911	1'44.415	272,0	13:03'57.987
16	21.632	34.436	29.604	18.763	1'44.435	274,1	13:04'22.305	17	22.909	35.354	29.536	18.779	1'46.578	275,5	13:05'44.565
17	21.877	34.890	29.798	18.824	1'45.389	272,7	13:06'07.694	18	21.680	34.892	29.545	18.718	1'44.835	272,7	13:07'29.400
18	21.814	34.502	29.428	18.860	1'44.604	272,7	13:07'52.298	19	21.612	35.062	29.527	18.807	1'45.008	272,7	13:09'14.408
19	21.697	34.820	29.538	18.897	1'44.952	271,4	13:09'37.250								Race Time 33'06.242

Race Time 33'29.084

50 F. FENICI (1'46.932)

32 G. QUARESMINI (1'43.867)								50 F. FENICI (1'46.932)								
Lap	Seg.1	Seg.2	Seg.3	Seg.4	Lap Time	km/h	Local Time	Lap	Seg.1	Seg.2	Seg.3	Seg.4	Lap Time	km/h	Local Time	
1		35.362	29.388	18.930	1'49.696	185,2	12:37'57.862	1			37.945	30.951	19.269	1'59.098	220,0	12:38'07.264
2	21.871	34.563	29.627	18.744	1'44.805	275,5	12:39'42.667	2	22.494		35.536	31.008	19.223	1'48.261	274,1	12:39'55.525
3	21.680	34.383	29.483	18.714	1'44.260	276,9	12:41'26.927	3	22.210	35.320	30.917	18.979	1'47.426	272,7	12:41'42.951	
4	21.581	34.689	29.582	18.843	1'44.695	276,9	12:43'11.622	4	22.118	35.333	30.432	19.049	1'46.932	274,1	12:43'29.883	
5	21.543	34.570	29.425	18.625	1'44.163	278,4	12:44'55.785	5	22.112	35.371	31.006	19.077	1'47.566	275,5	12:45'17.449	
6	21.458	34.409	29.360	18.640	1'43.867	276,9	12:46'39.652	6	22.377	35.724	31.261	19.314	1'48.676	275,5	12:47'06.125	
7	21.761	34.470	29.347	18.647	1'44.225	278,4	12:48'23.877	7	22.411	35.983	30.417	19.176	1'47.987	275,5	12:48'54.112	
8	21.654	34.511	29.462	18.729	1'44.356	276,9	12:50'08.233	8	22.898	36.415	30.416	19.271	1'49.000	276,9	12:50'43.112	
9	21.557	34.553	29.459	19.128	1'44.697	276,9	12:51'52.930	9	23.097	36.246	30.528	19.411	1'49.282	274,1	12:52'32.394	
10	21.703	34.470	29.420	18.748	1'44.341	274,1	12:53'37.271	10	22.260	35.434	30.778	19.114	1'47.586	272,7	12:54'19.980	
11	21.542	34.354	29.491	18.653	1'44.040	275,5	12:55'21.311	11	22.306	36.319	30.405	19.125	1'48.155	274,1	12:56'08.135	
12	21.686	34.678	29.335	18.894	1'44.593	275,5	12:57'05.904	12	22.466	36.265	30.523	19.149	1'48.403	274,1	12:57'56.538	
13	21.701	34.369	29.492	18.754	1'44.316	274,1	12:58'50.220	13	22.972	35.314	30.127	19.214	1'47.627	274,1	12:59'44.165	
14	21.801	34.402	29.373	18.676	1'44.252	274,1	13:00'34.472	14	22.216	35.360	30.466	19.066	1'47.108	272,0	13:01'31.273	
15	21.862	34.354	29.445	18.663	1'44.324	274,1	13:02'18.796	15	22.432	35.970	30.807	19.109	1'48.318	270,0	13:03'19.591	
16	21.562	34.358	29.470	18.888	1'44.278	274,1	13:04'03.074	16	24.408	35.323	30.233	18.959	1'48.923	274,1	13:05'08.514	
17	21.777	34.568	29.640	18.654	1'44.639	275,5	13:05'47.713	17	22.331	36.252	30.525	18.971	1'48.079	270,0	13:06'56.593	
18	21.706	34.462	29.292	18.767	1'44.227	275,5	13:07'31.940	18	22.328	35.903	30.436	19.062	1'47.729	269,3	13:08'44.322	
19	21.797	34.813	29.528	18.678	1'44.816	276,9	13:09'16.756	19	22.370	35.498	30.382	19.019	1'47.269	270,0	13:10'31.591	

Race Time 33'08.590

51 P. GNEMMI (1'45.839)

33 N. SCHAAP (1'44.642)								51 P. GNEMMI (1'45.839)								
Lap	Seg.1	Seg.2	Seg.3	Seg.4	Lap Time	km/h	Local Time	Lap	Seg.1	Seg.2	Seg.3	Seg.4	Lap Time	km/h	Local Time	
1		36.788	30.341	18.795	1'54.641	211,8	12:38'02.807	1			37.254	30.760	19.225	1'57.469	216,0	12:38'05.635
2	22.324	34.953	30.142	18.701	1'46.120	279,8	12:39'48.927	2	22.233	35.244	30.606	19.210	1'47.293	275,5	12:39'52.928	
3	22.005	34.731	29.707	18.740	1'45.183	270,0	12:41'34.110	3	21.929	35.251	30.063	18.892	1'46.135	273,4	12:41'39.063	
4	21.728	34.939	29.790	18.615	1'45.072	277,6	12:43'19.182	4	21.987	34.966	29.916	18.970	1'45.839	275,5	12:43'24.902	
5	22.008	35.413	29.801	18.613	1'45.835	275,5	12:45'05.017	5	22.091	35.182	30.227	18.989	1'46.489	275,5	12:45'11.391	
6	21.747	34.494	29.708	18.707	1'44.656	275,5	12:46'49.673	6	21.962	35.316	29.850	18.881	1'46.009	274,1	12:46'57.400	
7	21.837	34.936	29.744	18.670	1'45.187	274,1	12:48'34.860	7	22.074	35.502	29.975	18.826	1'46.377	275,5	12:48'43.777	
8	21.711	35.015	29.911	18.706	1'45.343	276,9	12:50'20.203	8	21.947	35.040	30.081	18.807	1'45.875	274,1	12:50'29.652	
9	21.818	34.701	29.710	18.796	1'45.025	275,5	12:52'05.228	9	22.055	35.271	30.435	18.911	1'46.672	275,5	12:52'16.324	
10	21.655	34.532	29.818	18.637	1'44.642	274,1	12:53'49.870	10	22.250	35.383	30.170	19.072	1'46.875	274,1	12:54'03.199	
11	21.744	34.566	29.841	18.718	1'44.869	275,5	12:55'34.739	11	23.241	35.606	30.195	18.928	1'47.970	274,1	12:55'51.169	
12	21.828	35.564	29.510	18.632	1'45.534	274,1	12:57'20.273	12	22.157	35.343	30.188	18.986	1'46.674	274,1	12:57'37.843	
13	21.769	34.686	29.697	18.769	1'44.921	274,1	12:59'05.194	13	22.099	35.939	30.788	18.919	1'47.745	275,5	12:59'25.588	
14	21.755	34.775	29.687	18.728	1'44.945	272,0	13:00'50.139	14	21.912	35.178	30.292	19.061	1'46.443	275,5	13:01'12.031	
15	21.721	34.729	29.777	18.686	1'44.913	274,1	13:02'35.052	15	22.182	35.153	30.462	18.900	1'46.697	275,5	13:02'58.728	
16	21.956	34.536	29.653	18.756	1'44.901	274,1	13:04'19.953	16	22.129	35.092	30.656	18.935	1'46.812	272,7	13:04'45.540	
17	21.763	34.550	29.759	18.809	1'44.881	273,4	13:06'04.834	17	22.184	35.392	30.487	18.750	1'46.813	274,1	13:06'32.353	
18	22.013	34.862	29.723	18.745	1'45.343	275,5	13:07'50.177	18	22.324	35.363	30.396	18.968	1'47.051	272,0	13:08'19.404	
19	21.907	35.060	29.915	19.385	1'46.267	275,5	13:09'36.444	19	22.201	35.094	30.940	19.581	1'47.816	274,1	13:10'07.220	

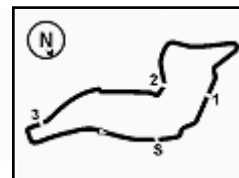
Race Time 33'28.278

54 S. STEFANELLI (1'45.655)

35 A. BRISTOT (1'43.545)								54 S. STEFANELLI (1'45.655)								
Lap	Seg.1	Seg.2	Seg.3	Seg.4	Lap Time	km/h	Local Time	Lap	Seg.1	Seg.2	Seg.3	Seg.4	Lap Time	km/h	Local Time	
1		34.901	29.506	18.716	1'48.486	182,1	12:37'56.652	1			37.339	31.026	19.294	1'58.039	218,2	12:38'06.205
2	21.691	34.464	29.466	18.731	1'44.352	270,7	12:39'41.004	2	22.515	35.563	30.640	19.038	1'47.756	274,1	12:39'53.961	
3	21.701	34.502	29.269	18.666	1'44.138	272,7	12:41'25.142	3	21.983	35.075	30.366	19.076	1'46.500	274,1	12:41'40.461	

ACI Racing Weekend Imola, 25-26 Aprile 2026

Analisi Tempi Race 2



Imola Circuit 4.909 m

Start at 12:36'08.166

5 / 5

6	21.917	34.947	30.062	18.896	1'45.822	272,7	12:46'59.453	7	22.765	35.867	30.368	18.981	1'47.981	279,1	12:48'54.243
7	21.816	35.114	29.807	18.918	1'45.655	272,7	12:48'45.108	8	23.042	36.272	31.131	18.879	1'49.324	274,1	12:50'43.567
8	22.021	35.407	30.116	18.932	1'46.476	274,1	12:50'31.584	9	23.074	36.229	31.170	19.758	1'50.231	276,9	12:52'33.798
9	21.907	35.167	30.064	18.902	1'46.040	272,7	12:52'17.624	10	22.153	35.256	30.555	19.002	1'46.966	274,1	12:54'20.764
10	23.117	35.769	30.106	18.869	1'47.861	274,1	12:54'05.485	11	22.428	35.716	30.539	19.040	1'47.723	272,7	12:56'08.487
11	22.004	35.061	30.149	19.057	1'46.271	274,1	12:55'51.756	12	22.324	36.282	30.657	18.917	1'48.180	273,4	12:57'56.667
12	22.114	35.165	30.244	18.841	1'46.364	275,5	12:57'38.120	13	22.693	35.779	30.216	19.189	1'47.877	275,5	12:59'44.544
13	22.113	35.351	30.445	18.945	1'46.854	276,9	12:59'24.974	14	22.377	35.322	30.286	19.913	1'47.898	272,7	13:01'32.442
14	21.981	35.081	30.088	18.840	1'45.990	274,1	13:01'10.964	15	22.182	35.344	30.762	19.276	1'47.564	271,4	13:03'20.006
15	21.815	35.176	29.970	18.932	1'45.893	274,1	13:02'56.857	16	26.119	35.733	31.546	19.473	1'52.871	273,4	13:05'12.877
16	21.960	35.049	30.390	18.892	1'46.291	272,7	13:04'43.148	17	23.106	35.976	30.954	19.358	1'49.394	266,7	13:07'02.271
17	21.979	35.400	30.839	19.068	1'47.286	274,8	13:06'30.434	18	22.879	36.250	31.176	19.574	1'49.879	269,3	13:08'52.150
18	22.250	35.072	30.237	19.009	1'46.568	273,4	13:08'17.002	19	22.625	36.926	32.385	20.371	1'52.307	269,3	13:10'44.457
19	22.122	35.168	30.119	19.697	1'47.106	275,5	13:10'04.108								Race Time 34'36.291

Race Time 33'55.942

80 H. CHIRIGUT (1'47.004)

56 C. BRUSA (1'44.860)								80 H. CHIRIGUT (1'47.004)								
Lap	Seg.1	Seg.2	Seg.3	Seg.4	Lap Time	km/h	Local Time	Lap	Seg.1	Seg.2	Seg.3	Seg.4	Lap Time	km/h	Local Time	
1		36.695	30.269	18.884	1'54.501	199,3	12:38'02.667	1			37.795	30.781	19.575	1'58.870	221,3	12:38'07.036
2	22.909	35.267	30.356	19.082	1'47.614	278,4	12:39'50.281	2	22.381	35.510	30.748	19.157	1'47.796	276,9	12:39'54.832	
3	22.009	34.851	29.797	18.898	1'45.555	276,9	12:41'35.836	3	22.333	35.578	30.659	19.114	1'47.684	275,5	12:41'42.516	
4	22.293	35.012	29.769	18.693	1'45.767	277,6	12:43'21.603	4	22.263	35.293	30.476	18.985	1'47.017	274,1	12:43'29.533	
5	21.954	35.070	30.985	19.076	1'47.085	274,1	12:45'08.688	5	22.149	35.491	30.850	19.286	1'47.776	275,5	12:45'17.309	
6	22.216	35.449	29.767	18.731	1'46.163	275,5	12:46'54.851	6	22.231	35.890	31.188	19.284	1'48.593	276,9	12:47'05.902	
7	22.102	35.178	29.847	18.735	1'45.862	274,1	12:48'40.713	7	22.437	35.508	30.741	19.369	1'48.055	272,7	12:48'53.957	
8	21.975	34.829	29.802	18.738	1'45.344	272,7	12:50'26.057	8	22.610	36.229	30.805	19.367	1'49.011	274,1	12:50'42.968	
9	21.792	34.739	29.604	18.725	1'44.860	274,1	12:52'10.917	9	23.125	36.042	30.617	19.434	1'49.218	274,1	12:52'32.186	
10	21.877	34.879	29.807	18.791	1'45.354	274,1	12:53'56.271	10	22.313	35.272	30.820	19.209	1'47.614	274,1	12:54'19.800	
11	22.298	34.738	29.987	18.784	1'45.807	274,1	12:55'42.078	11	22.390	36.132	30.491	19.187	1'48.200	273,4	12:56'08.000	
12	22.000	35.199	30.134	18.701	1'46.034	272,7	12:57'28.112	12	22.421	36.138	30.434	19.004	1'47.997	274,1	12:57'55.997	
13	21.911	34.947	29.724	18.774	1'45.356	274,1	12:59'13.468	13	22.199	35.827	30.690	19.333	1'48.049	271,4	12:59'44.046	
14	22.226	34.931	29.955	18.805	1'45.917	272,7	13:00'59.385	14	22.104	35.335	30.453	19.112	1'47.004	274,1	13:01'31.050	
15	22.191	34.756	30.030	18.790	1'45.767	272,7	13:02'45.152	15	22.467	35.883	30.811	19.240	1'48.401	272,7	13:03'19.451	
16	22.328	34.859	29.745	18.788	1'45.720	272,7	13:04'30.872								Race Time 27'11.285	
17	22.200	35.023	29.555	18.705	1'45.483	271,4	13:06'16.355									
18	21.911	34.950	29.957	18.735	1'45.553	272,7	13:08'01.908									
19	22.157	34.867	29.860	18.868	1'45.752	272,7	13:09'47.660									

Race Time 33'39.494

88 A. GIRONDI (1'46.081)

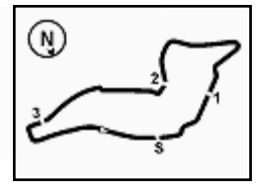
67 A. DE GIACOMI (1'45.729)								88 A. GIRONDI (1'46.081)								
Lap	Seg.1	Seg.2	Seg.3	Seg.4	Lap Time	km/h	Local Time	Lap	Seg.1	Seg.2	Seg.3	Seg.4	Lap Time	km/h	Local Time	
1		37.331	30.752	19.169	1'56.755	214,7	12:38'04.921	1			37.424	30.930	19.498	1'58.423	213,4	12:38'06.589
2	22.184	35.253	30.578	19.044	1'47.059	276,2	12:39'51.980	2	22.411	35.480	30.738	19.167	1'47.796	274,1	12:39'54.385	
3	21.998	34.920	30.180	18.733	1'45.831	275,5	12:41'37.811	3	21.862	35.138	30.348	18.940	1'46.288	275,5	12:41'40.673	
4	21.780	34.805	30.167	18.977	1'45.729	276,9	12:43'23.540	4	22.070	35.221	30.417	18.968	1'46.676	279,1	12:43'27.349	
5	22.017	35.167	30.650	18.945	1'46.779	275,5	12:45'10.319	5	22.364	35.363	29.996	18.944	1'46.667	276,9	12:45'14.016	
6	21.871	35.167	30.071	18.877	1'45.986	274,8	12:46'56.305	6	21.994	34.790	30.422	18.934	1'46.140	275,5	12:47'00.156	
7	22.065	35.098	29.959	18.833	1'45.955	276,9	12:48'42.260	7	22.574	46.752	30.005	19.137	1'58.468	275,5	12:48'58.624	
8	21.831	34.900	30.002	19.079	1'45.812	275,5	12:50'28.072	8	21.981	35.278	29.960	18.862	1'46.081	272,7	12:50'44.705	
9	21.891	35.316	31.079	18.964	1'47.250	275,5	12:52'15.322	9	22.087	36.309	30.797	19.699	1'48.892	274,1	12:52'33.597	
10	21.777	35.379	30.227	19.015	1'46.398	276,2	12:54'01.720								Race Time 16'25.431	
11	22.061	35.335	30.638	19.811	1'47.845	275,5	12:55'49.565									
12	22.712	35.739	30.244	18.930	1'47.625	275,5	12:57'37.190									
13	22.471	35.688	30.267	18.733	1'47.159	275,5	12:59'24.349									
14	22.083	35.093	30.142	18.756	1'46.074	272,7	13:01'10.423									
15	21.924	34.932	30.159	18.805	1'45.820	274,1	13:02'56.243									
16	22.100	35.095	30.449	18.888	1'46.532	272,7	13:04'42.775									
17	22.087	35.362	30.826	18.939	1'47.214	272,7	13:06'29.989									
18	22.013	35.269	30.182	19.027	1'46.491	273,4	13:08'16.480									
19	22.130	35.182	30.432	19.578	1'47.322	272,7	13:10'03.802									

Race Time 33'55.636

75 A. GALLI (1'46.543)

Lap	Seg.1	Seg.2	Seg.3	Seg.4	Lap Time	km/h	Local Time
1		38.141	31.001	19.408	1'59.617	216,9	12:38'07.783
2	22.456	36.118	30.892	19.028	1'48.494	275,5	12:39'56.277
3	22.150	35.534	30.860	18.981	1'47.525	275,5	12:41'43.802
4	22.253	35.233	30.019	19.038	1'46.543	275,5	12:43'30.345
5	22.237	35.288	30.956	18.960	1'47.441	276,9	12:45'17.786
6	22.328	35.667	31.197	19.284	1'48.476	275,5	12:47'06.262





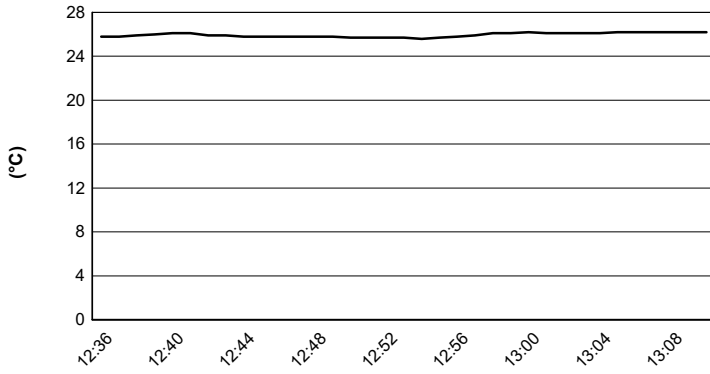
Imola Circuit 4.909 m

ACI Racing Weekend Imola, 25-26 Aprile 2026

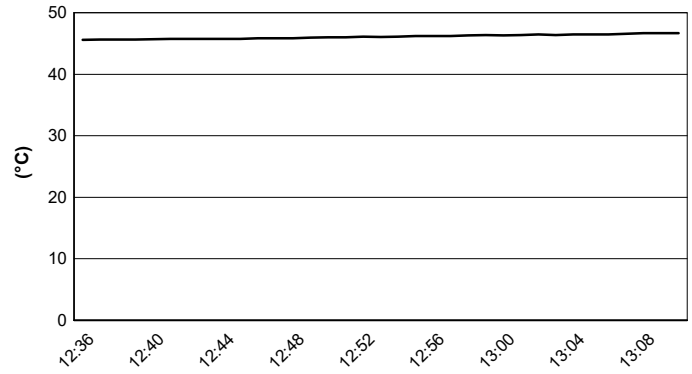
Meteo Race 2

Session started 12:36 - Session ended 13:11


Air Temperature



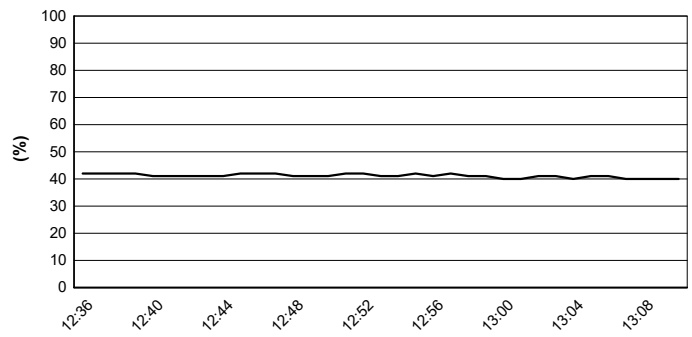
Track Temperature



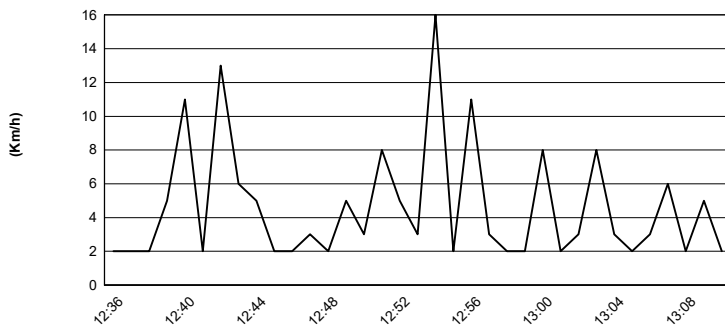
Air Pressure



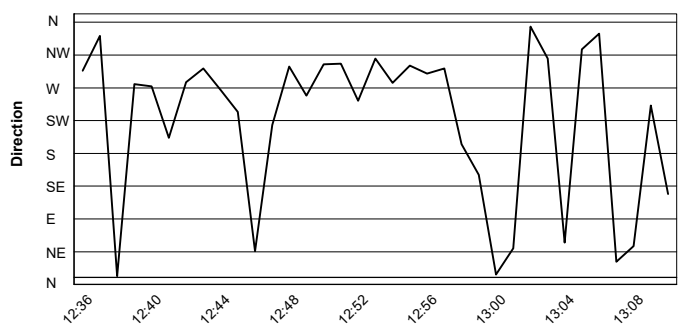
Humidity



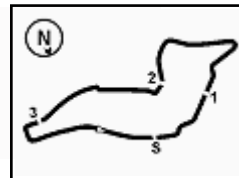
Wind Speed



Wind Direction



ACI Racing Weekend Imola, 25-26 Aprile 2026
Griglia Gara 2 (Duration: 30' +1 Lap)



Imola Circuit 4.909 m

54	STEFANELLI S. Malucelli Motorsport Esseracin	Porsche 1'45.427	80	CHIRIGUT H. BeDriver	Porsche 1'47.769	16
75	GALLI A. Ebimotors	Porsche 1'45.146	50	FENICI F. The Driving Experiences	Porsche 1'45.375	15
51	GNEMMI P. Ebimotors	Porsche 1'44.837	30	GAILLARD K. Ombra Racing	Porsche 1'44.890	14
67	DE GIACOMI A. Ebimotors	Porsche 1'44.824	88	GIRONDI A. Enrico Fulgenzi Racing	Porsche 1'44.826	13
19	D'AMICO A. Dinamic Motorsport	Porsche 1'44.168	17	BERTA B. Malucelli Motorsport Esseracin	Porsche 1'44.470	12
4	DE PRENTER P. The Driving Experiences	Porsche 1'44.133	33	SCHAAP N. Ombra Racing	Porsche 1'43.519	11
25	CHELI L. Dinamic Motorsport	Porsche 1'44.030	12	MARTINEZ L. Ombra Racing	Porsche 1'44.089	10
7	BUTTI M. The Driving Experiences	Porsche 1'43.568	56	BRUSA C. Prima Ghinzani Motorsport	Porsche 1'43.979	9
18	MEZZETTI W. Dinamic Motorsport	Porsche 1'43.507	24	FANT F. Target	Porsche 1'43.551	8
22	QUINTIERI E. Omnia Motorsport	Porsche 1'43.449	11	VOISIN C. Ombra Racing	Porsche 1'43.481	7
3	CERQUI A. Ebimotors	Porsche 1'43.185	31	BERTUCA C. Omnia Motorsport	Porsche 1'43.333	6
15	FESTANTE A. Target	Porsche 1'43.068	20	HAUGHTON H. Enrico Fulgenzi Racing	Porsche 1'43.070	5
21	BERTONELLI D. BeDriver	Porsche 1'42.968	28	AMATI G. Prima Ghinzani Motorsport	Porsche 1'42.989	4
10	ZENDELI L. BeDriver	Porsche 1'42.836	32	QUARESMINI G. Prima Ghinzani Motorsport	Porsche 1'42.934	3
8	DELLI GUANTI P. Team Q8 Hi-Perform	Porsche 1'42.686	35	BRISTOT A. Dinamic Motorsport	Porsche 1'42.742	2
			14	VAN SOELEN S. Target	Porsche 1'42.620	1

The driver n. 33 (Schaap N.) drops 6 places - Stewards dec. n. 11

