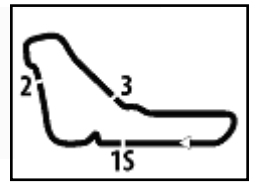


ACI Racing Weekend Monza, 20-21 Giugno 2026

Results Race 1

Laps 15 = 86,895 km - Avg 162,693 km/h - Race Time 32'02.770



Autodromo Monza 5.793 m

No.	Driver	Nat	Entrant	Team	Car	Class	Laps	Time	Gap	Rel.	Fastest Lap
1	35 BRISTOT Andrea	ITA	Dinamic Motorsport	Dinamic Motorsport	Porsche 911 GT3 CUP 9	R	15	32'02.770		10	1'49.175
2	14 VAN SOELEN Senna	NLD	Target	Target	Porsche 911 GT3 CUP 9	R	15	32'03.992	1.222	1.222	10 1'49.537
3	11 VOISIN Callum	GBR	Ombra Racing	Ombra Racing	Porsche 911 GT3 CUP 9	R	15	32'04.824	2.054	0.832	6 1'49.749
4	15 FESTANTE Aldo	ITA	Target	Target	Porsche 911 GT3 CUP 9		15	32'06.039	3.269	1.215	6 1'49.699
5	21 BERTONELLI Diego	ITA	BeDriver	BeDriver	Porsche 911 GT3 CUP 9		15	32'08.599	5.829	2.560	9 1'49.950
6	10 ZENDELI Lirim	DEU	BeDriver	BeDriver	Porsche 911 GT3 CUP 9		15	32'09.365	6.595	0.766	9 1'49.794
7	32 QUARESIMI Gianmarco	ITA	Prima Ghinzani Motorsport	Prima Ghinzani Motorsport	Porsche 911 GT3 CUP 9		15	32'09.965	7.195	0.600	9 1'49.911
8	7 BUTTI Marco	ITA	The Driving Experiences	The Driving Experiences	Porsche 911 GT3 CUP 9	R	15	32'10.387	7.617	0.422	14 1'50.506
9P	8 DELLI GUANTI Pietro	ITA	Team Q8 Hi-Perform	Team Q8 Hi-Perform	Porsche 911 GT3 CUP 9		15	32'10.707	7.937	0.320	6 1'49.725
10	31 BERTUCA Cristian	ITA	Omnia Motorsport	Omnia Motorsport	Porsche 911 GT3 CUP 9	R	15	32'11.780	9.010	1.073	5 1'50.402
11	3 CERQUI Alberto	ITA	Ebimotors	Ebimotors	Porsche 911 GT3 CUP 9		15	32'12.106	9.336	0.326	10 1'49.831
12	33 SCHAAP Nathan	NLD	Ombra Racing	Ombra Racing	Porsche 911 GT3 CUP 9		15	32'13.443	10.673	1.337	8 1'50.850
13	88 GIRONDI Andrea	ITA	Enrico Fulgenzi Racing	Enrico Fulgenzi Racing	Porsche 911 GT3 CUP 9	MC	15	32'15.167	12.397	1.724	8 1'51.303
14	30 GAILLARD Karen	CHE	Ombra Racing	Ombra Racing	Porsche 911 GT3 CUP 9	R	15	32'16.399	13.629	1.232	9 1'51.114
15	17 BERTA Benjamin	HUN	Malucelli Motorsport	Malucelli Motorsport Esseracing	Porsche 911 GT3 CUP 9	R	15	32'16.779	14.009	0.380	9 1'50.847
16	56 BRUSA Cesare	ITA	Prima Ghinzani Motorsport	Prima Ghinzani Motorsport	Porsche 911 GT3 CUP 9	MC	15	32'18.277	15.507	1.498	6 1'51.083
17	67 DE GIACOMI Alex	ITA	Ebimotors	Ebimotors	Porsche 911 GT3 CUP 9	MC	15	32'19.892	17.122	1.615	5 1'51.574
18P	49 FULGENZI Enrico	UAE	Enrico Fulgenzi Racing	Enrico Fulgenzi Racing	Porsche 911 GT3 CUP 9		15	32'20.642	17.872	0.750	10 1'50.050
19	18 MEZZETTI William	ITA	Dinamic Motorsport	Dinamic Motorsport	Porsche 911 GT3 CUP 9		15	32'21.616	18.846	0.974	7 1'50.260
20	19 D'AMICO Andrea	ITA	Dinamic Motorsport	Dinamic Motorsport	Porsche 911 GT3 CUP 9	R	15	32'23.471	20.701	1.855	5 1'51.169
21	50 FENICI Francesco Maria	ITA	The Driving Experiences	The Driving Experiences	Porsche 911 GT3 CUP 9	MC	15	32'26.132	23.362	2.661	8 1'52.706
22	54 STEFANELLI Stefano	ITA	Malucelli Motorsport	Malucelli Motorsport Esseracing	Porsche 911 GT3 CUP 9	MC	15	32'28.675	25.905	2.543	9 1'50.959
23P	75 GALLI Andrea	ITA	Ebimotors	Ebimotors	Porsche 911 GT3 CUP 9	MC	15	32'30.125	27.355	1.450	5 1'51.205
24P	24 FANT Filippo	ITA	Target	Target	Porsche 911 GT3 CUP 9		15	32'33.805	31.035	3.680	7 1'50.759
25	12 MARTINEZ Luciano	ARG	Ombra Racing	Ombra Racing	Porsche 911 GT3 CUP 9		15	32'41.273	38.503	7.468	15 1'50.680
26P	80 MOWLE Lee	GBR	BeDriver	BeDriver	Porsche 911 GT3 CUP 9	MC	15	32'55.175	52.405	13.902	9 1'52.557

Not Classified

RET	22 QUINTIERI Ermanno	ITA	Omnia Motorsport	Omnia Motorsport	Porsche 911 GT3 CUP 9	R	9	19'27.664	6 Laps	8	1'50.988
RET	28 AMATI Giorgio	ITA	Prima Ghinzani Motorsport	Prima Ghinzani Motorsport	Porsche 911 GT3 CUP 9		7	15'59.588	8 Laps	5	1'51.179
RET	4 DE PRENTER Paul	NLD	The Driving Experiences	The Driving Experiences	Porsche 911 GT3 CUP 9	R	7	16'21.494	8 Laps	6	1'51.403
RET	25 CHELI Lorenzo	SMR	Dinamic Motorsport	Dinamic Motorsport	Porsche 911 GT3 CUP 9		4	10'31.437	11 Laps	3	2'32.603
RET	20 HAUGHTON Harley	GBR	Enrico Fulgenzi Racing	Enrico Fulgenzi Racing	Porsche 911 GT3 CUP 9	R	0				

Starting: 31 Classified: 26 Not Classified: 0 Retired: 5 Not Started: 0
Fastest Lap N. 10 No. 35 Andrea Bristot Time 1'49.175 Avg. 191,022 Km/h

Humidity:	44%	Air	36°C
Condition:	DRY	Track	56°C

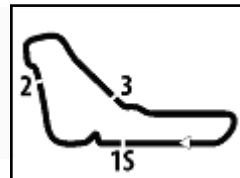
Penalty and Infringement

16.01	24 F. FANT	Stewards Decision no. 3: #24 Time Penalty 10 sec
16.11	12 L. MARTINEZ	Stewards Decision no. 4: #12 Drive Through Penalty
16.24	80 L. MOWLE	Stewards Decision no. 5: #80 Time Penalty 10 sec
20.00	8 P. DELLI GUANTI	#8 Time Penalty 5 sec - Stewards dec. n. 7
20.00	24 F. FANT	#24 Time Penalty 10 sec - Stewards dec. n. 9
20.00	75 A. GALLI	#75 Time Penalty 10 sec - Stewards dec. n. 10
20.01	49 E. FULGENZI	#49 Time Penalty 5 sec - Stewards dec. n. 11

Stewards : Paolo Longoni Paolo Marcenaro Salvatore Perricone

Start 20/06/2026 15:52 End 16:25





Autodromo Monza 5.793 m

ACI Racing Weekend Monza, 20-21 Giugno 2026

Results by Class Race 1

Michelin Cup

Laps 15 = 86,895 km - Avg 161,651 km/h - Race Time 32'15.167

No.	Driver	Nat	Entrant	Team	Car	Laps	Time	Gap	Rel.	Fastest Lap
1	88 GIRONDI Andrea	ITA	Enrico Fulgenzi Racing	Enrico Fulgenzi Racing	Porsche 911 GT3 CUP 9	15	32'15.167			8 1'51.303
2	56 BRUSA Cesare	ITA	Prima Ghinzani Motorsport	Prima Ghinzani Motorsport	Porsche 911 GT3 CUP 9	15	32'18.277	3.110	3.110	6 1'51.083
3	67 DE GIACOMI Alex	ITA	Ebimotors	Ebimotors	Porsche 911 GT3 CUP 9	15	32'19.892	4.725	1.615	5 1'51.574
4	50 FENICI Francesco Maria	ITA	The Driving Experiences	The Driving Experiences	Porsche 911 GT3 CUP 9	15	32'26.132	10.965	6.240	8 1'52.706
5	54 STEFANELLI Stefano	ITA	Malucelli Motorsport	Malucelli Motorsport Esseracing	Porsche 911 GT3 CUP 9	15	32'28.675	13.508	2.543	9 1'50.959
6P	75 GALLI Andrea	ITA	Ebimotors	Ebimotors	Porsche 911 GT3 CUP 9	15	32'30.125	14.958	1.450	5 1'51.205
7P	80 MOWLE Lee	GBR	BeDriver	BeDriver	Porsche 911 GT3 CUP 9	15	32'55.175	40.008	25.050	9 1'52.557

Starting: 7 Classified: 7 Not Classified: 0 Retired: 0 Not Started: 0
Fastest Lap N. 9 No. 54 Stefano Stefanelli Time 1'50.959 Avg. 187,951 Km/h

Rookie

Laps 15 = 86,895 km - Avg 162,693 km/h - Race Time 32'02.770

No.	Driver	Nat	Entrant	Team	Car	Laps	Time	Gap	Rel.	Fastest Lap
1	35 BRISTOT Andrea	ITA	Dinamic Motorsport	Dinamic Motorsport	Porsche 911 GT3 CUP 9	15	32'02.770			10 1'49.175
2	14 VAN SOELEN Senna	NLD	Target	Target	Porsche 911 GT3 CUP 9	15	32'03.992	1.222	1.222	10 1'49.537
3	11 VOISIN Callum	GBR	Ombra Racing	Ombra Racing	Porsche 911 GT3 CUP 9	15	32'04.824	2.054	0.832	6 1'49.749
4	7 BUTTI Marco	ITA	The Driving Experiences	The Driving Experiences	Porsche 911 GT3 CUP 9	15	32'10.387	7.617	5.563	14 1'50.506
5	31 BERTUCA Cristian	ITA	Omnia Motorsport	Omnia Motorsport	Porsche 911 GT3 CUP 9	15	32'11.780	9.010	1.393	5 1'50.402
6	30 GAILLARD Karen	CHE	Ombra Racing	Ombra Racing	Porsche 911 GT3 CUP 9	15	32'16.399	13.629	4.619	9 1'51.114
7	17 BERTA Benjamin	HUN	Malucelli Motorsport	Malucelli Motorsport Esseracing	Porsche 911 GT3 CUP 9	15	32'16.779	14.009	0.380	9 1'50.847
8	19 D'AMICO Andrea	ITA	Dinamic Motorsport	Dinamic Motorsport	Porsche 911 GT3 CUP 9	15	32'23.471	20.701	6.692	5 1'51.169
----- Not Classified -----										
RET	22 QUINTIERI Ermanno	ITA	Omnia Motorsport	Omnia Motorsport	Porsche 911 GT3 CUP 9	9	19'27.664	6 Laps		8 1'50.988
RET	4 DE PRENTER Paul	NLD	The Driving Experiences	The Driving Experiences	Porsche 911 GT3 CUP 9	7	16'21.494	8 Laps		6 1'51.403
RET	20 HAUGHTON Harley	GBR	Enrico Fulgenzi Racing	Enrico Fulgenzi Racing	Porsche 911 GT3 CUP 9	0				

Starting: 11 Classified: 8 Not Classified: 0 Retired: 3 Not Started: 0
Fastest Lap N. 10 No. 35 Andrea Bristot Time 1'49.175 Avg. 191,022 Km/h

Humidity:	44%	Air	36°C
Condition:	DRY	Track	56°C

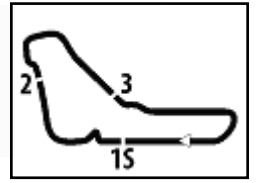
Clerk of the Course : Renato Schmidt

Race Director : Massimiliano Ghinassi

20/06/2026 Start 15:52 End 16:25

Powered by FICr PERUGIA TIMING





Autodromo Monza 5.793 m

		Lap														
	1	2	3	4	5	6	7	8	9	10	11	12	13	14	15	
1	14	14	14	35	35	35	35	35	35	35	35	35	35	35	35	
2	35	35	35	8	8	8	14	14	14	14	14	14	14	14	14	
3	8	8	8	14	14	14	8	8	11	11	11	11	11	11	11	
4	10	10	11	11	11	11	11	11	8	8	8	8	8	8	8	
5	11	11	15	15	15	15	15	15	15	15	15	15	15	15	15	
6	15	15	21	21	21	21	21	21	21	21	21	21	32	32	21	
7	21	21	10	32	32	32	32	32	32	32	32	32	21	21	10	
8	32	32	32	10	10	10	10	10	10	10	10	10	10	10	32	
9	31	31	31	31	31	49	31	3	3	3	3	3	31	7	7	
10	49	49	49	49	49	31	49	49	49	49	49	49	3	31	31	
11	3	3	3	3	3	3	18	18	18	18	18	18	7	33	3	
12	24	24	24	24	22	22	18	22	22	31	31	31	33	3	33	
13	22	22	22	22	18	18	22	24	24	33	33	33	24	24	24	
14	18	18	18	18	24	24	24	7	7	24	24	24	88	88	88	
15	28	28	7	7	7	7	7	33	31	7	7	7	49	30	49	
16	7	7	33	33	4	4	33	31	33	88	88	88	30	49	30	
17	33	33	88	4	12	33	88	88	88	30	30	30	17	17	17	
18	88	88	4	12	33	12	30	30	30	17	17	17	56	18	56	
19	4	4	12	88	88	88	67	12	12	56	56	56	18	56	67	
20	12	12	67	67	67	67	12	17	17	67	67	67	67	67	75	
21	67	67	30	30	30	30	17	67	67	75	75	75	19	75	18	
22	30	30	28	17	17	17	56	56	56	19	19	19	75	19	19	
23	25	25	25	28	28	28	75	19	75	54	54	54	80	80	50	
24	17	17	17	75	75	75	19	75	19	12	80	80	50	54	54	
25	75	75	75	56	56	56	54	54	54	80	50	50	54	50	12	
26	80	80	80	19	19	19	28	80	80	50	12	12	12	12	80	
27	56	56	56	80	54	54	80	50	50							
28	50	50	50	54	80	80	50									
29	19	19	19	50	50	50	4									
30	54	54	54	25												

Final Result		
1	35 BRISTOT A.	Laps 15
2	14 VAN SOELEN S.	1.222
3	11 VOISIN C.	2.054
4	15 FESTANTE A.	3.269
5	21 BERTONELLI D.	5.829
6	10 ZENDELI L.	6.595
7	32 QUARESMINI G.	7.195
8	7 BUTTI M.	7.617
9	8 DELLI GUANTI P. (P)	7.937
10	31 BERTUCA C.	9.010
11	3 CERQUI A.	9.336
12	33 SCHAAP N.	10.673
13	88 GIRONDI A.	12.397
14	30 GAILLARD K.	13.629
15	17 BERTA B.	14.009
16	56 BRUSA C.	15.507
17	67 DE GIACOMI A.	17.122
18	49 FULGENZI E. (P)	17.872
19	18 MEZZETTI W.	18.846
20	19 D'AMICO A.	20.701
21	50 FENICI F.	23.362
22	54 STEFANELLI S.	25.905
23	75 GALLI A. (P)	27.355
24	24 FANT F. (P)	31.035
25	12 MARTINEZ L.	38.503
26	80 MOWLE L. (P)	52.405
RET	22 QUINTIERI E.	6 Laps
RET	28 AMATI G.	8 Laps
RET	4 DE PRENTER P.	8 Laps
RET	25 CHELI L.	11 Laps
RET	20 HAUGHTON H.	



ACI Racing Weekend Monza, 20-21 Giugno 2026
Best Sectors & Speed Race 1



Autodromo Monza 5.793 m

RESULTS

1	35 BRISTOT Andrea	Porsche 911 GT3 CUP 992	Laps 15
2	14 VAN SOELEN Senna	Porsche 911 GT3 CUP 992	1.222
3	11 VOISIN Callum	Porsche 911 GT3 CUP 992	2.054
4	15 FESTANTE Aldo	Porsche 911 GT3 CUP 992	3.269
5	21 BERTONELLI Diego	Porsche 911 GT3 CUP 992	5.829
6	10 ZENDELI Lirim	Porsche 911 GT3 CUP 992	6.595
7	32 QUARESMINI Gianmarco	Porsche 911 GT3 CUP 992	7.195
8	7 BUTTI Marco	Porsche 911 GT3 CUP 992	7.617
9	8 DELLI GUANTI Pietro	Porsche 911 GT3 CUP 992	7.937
10	31 BERTUCA Cristian	Porsche 911 GT3 CUP 992	9.010
11	3 CERQUI Alberto	Porsche 911 GT3 CUP 992	9.336
12	33 SCHAAP Nathan	Porsche 911 GT3 CUP 992	10.673
13	88 GIRONDI Andrea	Porsche 911 GT3 CUP 992	12.397
14	30 GAILLARD Karen	Porsche 911 GT3 CUP 992	13.629
15	17 BERTA Benjamin	Porsche 911 GT3 CUP 992	14.009
16	56 BRUSA Cesare	Porsche 911 GT3 CUP 992	15.507
17	67 DE GIACOMI Alex	Porsche 911 GT3 CUP 992	17.122
18	49 FULGENZI Enrico	Porsche 911 GT3 CUP 992	17.872
19	18 MEZZETTI William	Porsche 911 GT3 CUP 992	18.846
20	19 D'AMICO Andrea	Porsche 911 GT3 CUP 992	20.701
21	50 FENICI Francesco Maria	Porsche 911 GT3 CUP 992	23.362
22	54 STEFANELLI Stefano	Porsche 911 GT3 CUP 992	25.905
23	75 GALLI Andrea	Porsche 911 GT3 CUP 992	27.355
24	24 FANT Filippo	Porsche 911 GT3 CUP 992	31.035
25	12 MARTINEZ Luciano	Porsche 911 GT3 CUP 992	38.503
26	80 MOWLE Lee	Porsche 911 GT3 CUP 992	52.405
RET	22 QUINTIERI Ermanno	Porsche 911 GT3 CUP 992	6 Laps
RET	28 AMATI Giorgio	Porsche 911 GT3 CUP 992	8 Laps
RET	4 DE PRENTER Paul	Porsche 911 GT3 CUP 992	8 Laps
RET	25 CHELI Lorenzo	Porsche 911 GT3 CUP 992	11 Laps
RET	20 HAUGHTON Harley	Porsche 911 GT3 CUP 992	

SPEED

1	12 MARTINEZ Luciano	Porsche 911 GT3 CUP 992	281,3
2	4 DE PRENTER Paul	Porsche 911 GT3 CUP 992	281,3
3	11 VOISIN Callum	Porsche 911 GT3 CUP 992	280,5
4	18 MEZZETTI William	Porsche 911 GT3 CUP 992	280,5
5	31 BERTUCA Cristian	Porsche 911 GT3 CUP 992	279,8
6	56 BRUSA Cesare	Porsche 911 GT3 CUP 992	279,8
7	19 D'AMICO Andrea	Porsche 911 GT3 CUP 992	279,1
8	10 ZENDELI Lirim	Porsche 911 GT3 CUP 992	278,4
9	15 FESTANTE Aldo	Porsche 911 GT3 CUP 992	278,4
10	22 QUINTIERI Ermanno	Porsche 911 GT3 CUP 992	278,4
11	24 FANT Filippo	Porsche 911 GT3 CUP 992	278,4
12	67 DE GIACOMI Alex	Porsche 911 GT3 CUP 992	276,9
13	21 BERTONELLI Diego	Porsche 911 GT3 CUP 992	276,9
14	30 GAILLARD Karen	Porsche 911 GT3 CUP 992	276,9
15	32 QUARESMINI Gianmarco	Porsche 911 GT3 CUP 992	276,9
16	35 BRISTOT Andrea	Porsche 911 GT3 CUP 992	276,9
17	54 STEFANELLI Stefano	Porsche 911 GT3 CUP 992	276,9
18	3 CERQUI Alberto	Porsche 911 GT3 CUP 992	276,2
19	80 MOWLE Lee	Porsche 911 GT3 CUP 992	275,5
20	8 DELLI GUANTI Pietro	Porsche 911 GT3 CUP 992	275,5
21	14 VAN SOELEN Senna	Porsche 911 GT3 CUP 992	275,5
22	49 FULGENZI Enrico	Porsche 911 GT3 CUP 992	275,5
23	75 GALLI Andrea	Porsche 911 GT3 CUP 992	275,5
24	7 BUTTI Marco	Porsche 911 GT3 CUP 992	274,1
25	88 GIRONDI Andrea	Porsche 911 GT3 CUP 992	274,1
26	33 SCHAAP Nathan	Porsche 911 GT3 CUP 992	272,7
27	28 AMATI Giorgio	Porsche 911 GT3 CUP 992	272,0
28	50 FENICI Francesco Maria	Porsche 911 GT3 CUP 992	266,7
29	17 BERTA Benjamin	Porsche 911 GT3 CUP 992	264,1
30	25 CHELI Lorenzo	Porsche 911 GT3 CUP 992	240,5
31	20 HAUGHTON Harley	Porsche 911 GT3 CUP 992	219,1

SEG. 1

1	19 D'AMICO Andrea	10.132
2	12 MARTINEZ Luciano	10.140
3	11 VOISIN Callum	10.145
4	4 DE PRENTER Paul	10.146
5	31 BERTUCA Cristian	10.152
6	15 FESTANTE Aldo	10.158
7	18 MEZZETTI William	10.165
8	49 FULGENZI Enrico	10.171
9	33 SCHAAP Nathan	10.174
10	56 BRUSA Cesare	10.178
11	17 BERTA Benjamin	10.186
12	67 DE GIACOMI Alex	10.189
13	24 FANT Filippo	10.191
14	54 STEFANELLI Stefano	10.191
15	10 ZENDELI Lirim	10.200
16	30 GAILLARD Karen	10.224
17	3 CERQUI Alberto	10.233
18	7 BUTTI Marco	10.233
19	22 QUINTIERI Ermanno	10.236
20	28 AMATI Giorgio	10.238
21	21 BERTONELLI Diego	10.242
22	35 BRISTOT Andrea	10.255
23	50 FENICI Francesco Maria	10.261
24	8 DELLI GUANTI Pietro	10.262
25	14 VAN SOELEN Senna	10.262
26	75 GALLI Andrea	10.286
27	80 MOWLE Lee	10.298
28	88 GIRONDI Andrea	10.305
29	32 QUARESMINI Gianmarco	10.332
30	25 CHELI Lorenzo	10.477
31	20 HAUGHTON Harley	14.218

SEG. 2

1	21 BERTONELLI Diego	24.006
2	35 BRISTOT Andrea	24.053
3	8 DELLI GUANTI Pietro	24.064
4	14 VAN SOELEN Senna	24.068
5	11 VOISIN Callum	24.139
6	32 QUARESMINI Gianmarco	24.142
7	10 ZENDELI Lirim	24.148
8	31 BERTUCA Cristian	24.195
9	49 FULGENZI Enrico	24.202
10	15 FESTANTE Aldo	24.208
11	3 CERQUI Alberto	24.227
12	19 D'AMICO Andrea	24.240
13	33 SCHAAP Nathan	24.248
14	18 MEZZETTI William	24.276
15	54 STEFANELLI Stefano	24.333
16	22 QUINTIERI Ermanno	24.358
17	12 MARTINEZ Luciano	24.370
18	7 BUTTI Marco	24.375
19	24 FANT Filippo	24.404
20	88 GIRONDI Andrea	24.419
21	17 BERTA Benjamin	24.432
22	56 BRUSA Cesare	24.462
23	67 DE GIACOMI Alex	24.469
24	80 MOWLE Lee	24.536
25	30 GAILLARD Karen	24.544
26	75 GALLI Andrea	24.593
27	28 AMATI Giorgio	24.649
28	50 FENICI Francesco Maria	24.676
29	4 DE PRENTER Paul	24.718
30	25 CHELI Lorenzo	25.523
31	20 HAUGHTON Harley	25.683

SEG. 3

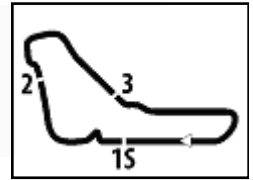
1	35 BRISTOT Andrea	37.140
2	14 VAN SOELEN Senna	37.292
3	8 DELLI GUANTI Pietro	37.394
4	15 FESTANTE Aldo	37.409
5	11 VOISIN Callum	37.423
6	3 CERQUI Alberto	37.432
7	10 ZENDELI Lirim	37.476
8	21 BERTONELLI Diego	37.495
9	32 QUARESMINI Gianmarco	37.498
10	18 MEZZETTI William	37.560
11	49 FULGENZI Enrico	37.574
12	7 BUTTI Marco	37.686
13	12 MARTINEZ Luciano	37.701
14	31 BERTUCA Cristian	37.748
15	56 BRUSA Cesare	37.762
16	33 SCHAAP Nathan	37.771
17	19 D'AMICO Andrea	37.841
18	28 AMATI Giorgio	37.879
19	54 STEFANELLI Stefano	37.924
20	24 FANT Filippo	37.928
21	30 GAILLARD Karen	37.975
22	75 GALLI Andrea	37.989
23	17 BERTA Benjamin	38.002
24	4 DE PRENTER Paul	38.025
25	22 QUINTIERI Ermanno	38.051
26	67 DE GIACOMI Alex	38.155
27	88 GIRONDI Andrea	38.222
28	80 MOWLE Lee	38.348
29	50 FENICI Francesco Maria	38.353
30	25 CHELI Lorenzo	39.782

SEG. 4

1	35 BRISTOT Andrea	37.558
2	15 FESTANTE Aldo	37.679
3	14 VAN SOELEN Senna	37.691
4	11 VOISIN Callum	37.722
5	10 ZENDELI Lirim	37.769
6	3 CERQUI Alberto	37.776
7	8 DELLI GUANTI Pietro	37.782
8	21 BERTONELLI Diego	37.801
9	49 FULGENZI Enrico	37.855
10	32 QUARESMINI Gianmarco	37.882
11	33 SCHAAP Nathan	37.893
12	28 AMATI Giorgio	37.903
13	12 MARTINEZ Luciano	37.927
14	31 BERTUCA Cristian	37.929
15	7 BUTTI Marco	37.945
16	18 MEZZETTI William	37.947
17	22 QUINTIERI Ermanno	37.970
18	17 BERTA Benjamin	38.015
19	24 FANT Filippo	38.053
20	19 D'AMICO Andrea	38.066
21	75 GALLI Andrea	38.073
22	56 BRUSA Cesare	38.145
23	88 GIRONDI Andrea	38.169
24	4 DE PRENTER Paul	38.191
25	67 DE GIACOMI Alex	38.242
26	30 GAILLARD Karen	38.246
27	54 STEFANELLI Stefano	38.297
28	50 FENICI Francesco Maria	38.617
29	80 MOWLE Lee	38.627
30	25 CHELI Lorenzo	53.194



ACI Racing Weekend Monza, 20-21 Giugno 2026
Chronological Analysis Race 1



Autodromo Monza 5.793 m

Start at 15:52'09.353

3 A. CERQUI (1'49.831)							
Lap	Seg.1	Seg.2	Seg.3	Seg.4	Lap Time	km/h	Local Time
1		26.104	38.527	44.988	2'03.162	210,5	15:54'12.515
2	15.063	44.661	1'21.375	1'09.459	3'30.558	153,0	15:57'43.073
3	20.937	32.695	46.195	1'04.465	2'44.292	79,5	16:00'27.365
4	10.260	25.207	38.237	38.680	1'52.384	262,1	16:02'19.749
5	10.250	24.708	37.911	38.117	1'50.986	276,2	16:04'10.735
6	10.326	24.417	37.975	37.956	1'50.674	272,7	16:06'01.409
7	10.300	24.384	37.593	38.030	1'50.307	272,7	16:07'51.716
8	10.233	24.716	38.332	37.930	1'51.211	275,5	16:09'42.927
9	10.392	24.276	37.582	37.861	1'50.111	271,4	16:11'33.038
10	10.396	24.227	37.432	37.776	1'49.831	272,7	16:13'22.869
11	10.838	28.314	55.387	51.638	2'26.177	192,5	16:15'49.046
12	15.757	34.686	52.500	1'12.794	2'55.737	160,2	16:18'44.783
13	10.284	25.644	39.208	38.742	1'53.878	252,3	16:20'38.661
14	10.591	25.156	38.539	38.397	1'52.683	265,4	16:22'31.344
15	10.270	24.453	37.443	37.949	1'50.115	271,4	16:24'21.459
Race Time 32'12.106							

4 P. DE PRENTER (1'51.403)							
Lap	Seg.1	Seg.2	Seg.3	Seg.4	Lap Time	km/h	Local Time
1		26.816	39.474	49.508	2'10.919	211,8	15:54'20.272
2	16.806	41.129	1'22.632	1'09.868	3'30.435	184,6	15:57'50.707
3	19.445	33.788	47.125	58.474	2'38.832	91,1	16:00'29.539
4	10.537	24.718	38.025	38.592	1'51.872	268,0	16:02'21.411
5	10.146	24.993	38.293	38.322	1'51.754	281,3	16:04'13.165
6	10.281	24.833	38.098	38.191	1'51.403	276,2	16:06'04.568
7	10.228	27.244	53.985	54.822	2'26.279P	274,1	16:08'30.847
Race Time 16'21.494							

7 M. BUTTI (1'50.506)							
Lap	Seg.1	Seg.2	Seg.3	Seg.4	Lap Time	km/h	Local Time
1		26.365	39.243	48.402	2'08.686	217,7	15:54'18.039
2	16.613	41.125	1'22.252	1'09.757	3'29.747	172,2	15:57'47.786
3	19.408	33.462	47.526	1'00.636	2'41.032	81,6	16:00'28.818
4	10.440	24.831	38.150	38.893	1'52.314	265,4	16:02'21.132
5	10.279	24.722	38.189	38.230	1'51.420	273,4	16:04'12.552
6	10.293	25.135	37.977	38.172	1'51.577	272,7	16:06'04.129
7	10.265	24.669	37.894	38.039	1'50.867	272,0	16:07'54.996
8	10.268	24.375	37.977	38.110	1'50.730	274,1	16:09'45.726
9	10.295	24.567	38.439	38.473	1'51.774	269,3	16:11'37.500
10	10.233	25.205	38.797	38.325	1'52.560	273,4	16:13'30.060
11	14.103	27.707	49.534	52.719	2'24.063	181,8	16:15'54.123
12	16.035	33.839	53.943	1'08.212	2'52.029	159,8	16:18'46.152
13	10.331	25.510	38.365	38.305	1'52.511	251,2	16:20'38.663
14	10.353	24.522	37.686	37.945	1'50.506	274,1	16:22'29.169
15	10.400	24.475	37.699	37.997	1'50.571	270,0	16:24'19.740
Race Time 32'10.387							

8 P. DELLI GUANTI (1'49.725)							
Lap	Seg.1	Seg.2	Seg.3	Seg.4	Lap Time	km/h	Local Time
1		25.013	37.932	40.442	1'55.851	210,9	15:54'05.204
2	15.281	46.250	1'21.237	1'09.298	3'32.066	139,5	15:57'37.270
3	18.575	32.053	47.618	1'09.250	2'47.496	139,2	16:00'24.766
4	10.325	24.940	37.585	37.897	1'50.747	258,4	16:02'15.513
5	10.313	24.195	37.394	37.879	1'49.781	275,5	16:04'05.294
6	10.326	24.064	37.472	37.863	1'49.725	274,1	16:05'55.019
7	10.324	24.413	38.585	38.084	1'51.406	275,5	16:07'46.425
8	10.282	24.667	37.706	37.875	1'50.530	274,1	16:09'36.955
9	10.331	24.203	37.621	38.202	1'50.357	274,1	16:11'27.312
10	10.503	24.451	38.149	37.855	1'50.958	268,7	16:13'18.270
11	10.649	28.684	55.647	51.044	2'26.024	203,0	16:15'44.294
12	15.606	35.928	51.445	1'16.756	2'59.735	147,3	16:18'44.029
13	10.382	24.108	37.750	38.666	1'50.906	273,4	16:20'34.935
14	10.262	24.277	37.703	37.782	1'50.024	275,5	16:22'24.959
15	10.343	24.412	37.455	37.891	1'50.101	267,3	16:24'15.060
Race Time 32'05.707 + 5.000Pen							

10 L. ZENDELI (1'49.794)							
Lap	Seg.1	Seg.2	Seg.3	Seg.4	Lap Time	km/h	Local Time
1		25.011	38.106	41.198	1'56.974	210,9	15:54'06.327

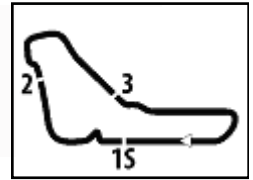
2	14.969	46.284	1'20.985	1'09.432	3'31.670	154,5	15:57'37.997
3	18.831	31.934	47.246	1'10.448	2'48.459	158,4	16:00'26.456
4	10.988	24.967	38.302	37.973	1'52.230	268,7	16:02'18.686
5	10.339	24.455	37.784	37.921	1'50.499	275,5	16:04'09.185
6	10.293	24.392	37.952	37.794	1'50.431	276,9	16:05'59.616
7	10.295	24.260	37.701	38.185	1'50.441	275,5	16:07'50.057
8	10.313	24.187	37.476	37.950	1'49.926	274,1	16:09'39.983
9	10.315	24.148	37.562	37.769	1'49.794	274,1	16:11'29.777
10	10.294	24.369	37.583	37.851	1'50.097	274,1	16:13'19.874
11	11.045	30.157	55.178	51.710	2'28.090	173,9	16:15'47.964
12	15.803	34.688	52.691	1'13.494	2'56.676	137,8	16:18'44.640
13	10.260	25.816	38.553	38.069	1'52.698	255,9	16:20'37.338
14	10.293	24.551	37.756	37.980	1'50.580	274,1	16:22'27.918
15	10.200	24.765	37.769	38.066	1'50.800	278,4	16:24'18.718
Race Time 32'09.365							

11 C. VOISIN (1'49.749)							
Lap	Seg.1	Seg.2	Seg.3	Seg.4	Lap Time	km/h	Local Time
1		25.280	37.960	42.474	1'58.409	210,5	15:54'07.762
2	15.083	45.392	1'21.347	1'09.560	3'31.382	144,4	15:57'39.144
3	18.862	31.979	47.724	1'07.899	2'46.464	119,9	16:00'25.608
4	10.423	24.581	37.815	38.021	1'50.840	270,0	16:02'16.448
5	10.261	24.246	37.487	37.837	1'49.831	271,4	16:04'06.279
6	10.286	24.148	37.513	37.802	1'49.749	271,4	16:05'56.028
7	10.294	24.139	37.964	38.156	1'50.553	276,9	16:07'46.581
8	10.145	24.998	37.458	38.130	1'50.731	280,5	16:09'37.312
9	10.296	24.271	37.423	37.983	1'49.973	269,3	16:11'27.285
10	10.515	24.329	37.949	37.805	1'50.598	270,0	16:13'17.883
11	10.699	27.913	56.314	51.034	2'25.960	203,0	16:15'43.843
12	15.563	35.695	51.396	1'17.442	3'00.096	153,2	16:18'43.939
13	10.450	24.350	37.856	37.820	1'50.476	268,7	16:20'34.415
14	10.345	24.142	37.682	37.774	1'49.943	274,1	16:22'24.358
15	10.358	24.186	37.553	37.722	1'49.819	274,1	16:24'14.177
Race Time 32'04.824							

12 L. MARTINEZ (1'50.680)							
Lap	Seg.1	Seg.2	Seg.3	Seg.4	Lap Time	km/h	Local Time
1		26.578	39.960	50.060	2'11.478	226,4	15:54'20.831
2	18.035	40.131	1'24.161	1'10.173	3'32.500	185,2	15:57'53.331
3	19.035	33.377	47.439	56.825	2'36.676	154,5	16:00'30.007
4	10.306	25.244	37.879	38.218	1'51.647	275,5	16:02'21.654
5	10.155	24.858	38.294	38.420	1'51.727	278,4	16:04'13.381
6	10.140	25.125	38.349	38.093	1'51.707	281,3	16:06'05.088
7	10.172	26.642	40.197	38.425	1'55.436	275,5	16:08'00.524
8	10.283	24.650	38.193	38.542	1'51.668	253,5	16:09'52.192
9	10.297	24.650	37.719	38.089	1'50.755	276,9	16:11'42.947
10	10.228	27.316	38.570	47.733	2'03.847P	271,4	16:13'46.794
11	30.239	26.447	41.221	42.959	2'20.866P	203,4	16:16'07.660
12	18.009	31.157	51.432	1'09.750	2'50.348P	147,3	16:18'58.008
13	30.324	25.115	37.771	37.978	2'11.188P	205,7	16:21'09.196
14	10.399	24.555	37.701	38.095	1'50.750	271,4	16:22'59.946
15	10.416	24.370	37.967	37.927	1'50.680	269,3	16:24'50.626
Race Time 32'41.273							

14 S. VAN SOELEN (1'49.537)							
Lap	Seg.1	Seg.2	Seg.3	Seg.4	Lap Time	km/h	Local Time
1		24.745	37.695	39.965	1'54.590	205,3	15:54'03.943
2	15.042	45.510	1'21.737	1'09.698	3'31.987	140,4	15:57'35.930
3	18.199	31.784	47.894	1'10.447	2'48.324	148,6	16:00'24.254
4	10.485	25.313	38.022	38.076	1'51.896	266,7	16:02'16.150
5	10.311	24.183	37.466	37.724	1'49.684	274,1	16:04'05.834
6	10.293	24.082	37.344	37.875	1'49.594	275,5	16:05'55.428
7	10.262	24.254	37.744	37.909	1'50.169	274,1	16:07'45.597
8	10.335	24.068	37.675	37.855	1'49.933	272,7	16:09'35.530
9	10.349	24.129	37.292	37.834	1'49.604	272,7	16:11'25.134
10	10.348	24.138	37.350	37.701	1'49.537	271,4	16:13'14.671
11	10.360	29.157	57.167	51.154	2'27.838	270,0	16:15'42.509
12	15.401	35.952					

ACI Racing Weekend Monza, 20-21 Giugno 2026
Chronological Analysis Race 1



Autodromo Monza 5.793 m

Start at 15:52'09.353

2 / 4

15	10.359	24.275	37.532	37.746	1'49.912	268,0	16:24'13.345	10	10.402	24.240	38.919	39.506	1'53.067	276,2	16:13'39.342
								11	17.289	27.671	46.687	50.681	2'22.328	166,7	16:16'01.670

Race Time 32'03.992

15 A. FESTANTE (1'49.699)

Lap	Seg.1	Seg.2	Seg.3	Seg.4	Lap Time	km/h	Local Time
1		25.343	38.386	42.236	1'58.764	202,2	15:54'08.117
2	15.518	45.159	1'21.358	1'09.486	3'31.521	145,7	15:57'39.638
3	19.290	31.877	47.563	1'07.483	2'46.213	135,8	16:00'25.851
4	10.246	24.655	38.042	38.132	1'51.075	278,4	16:02'16.926
5	10.271	24.385	37.517	37.741	1'49.914	275,5	16:04'06.840
6	10.246	24.208	37.462	37.783	1'49.699	275,5	16:05'56.539
7	10.215	24.252	37.690	38.045	1'50.202	275,5	16:07'46.741
8	10.172	25.218	37.589	38.013	1'50.992	257,1	16:09'37.733
9	10.235	24.305	37.525	37.827	1'49.892	278,4	16:11'27.625
10	10.302	24.558	38.070	38.178	1'51.108	252,9	16:13'18.733
11	10.608	28.576	55.877	51.280	2'26.341	201,5	16:15'45.074
12	15.847	35.473	51.574	1'16.255	2'59.149	142,5	16:18'44.223
13	10.423	24.472	37.879	38.116	1'50.890	269,3	16:20'35.113
14	10.158	24.883	37.409	38.060	1'50.510	278,4	16:22'25.623
15	10.347	24.277	37.466	37.679	1'49.769	266,7	16:24'15.392

Race Time 32'06.039

17 B. BERTA (1'50.847)

Lap	Seg.1	Seg.2	Seg.3	Seg.4	Lap Time	km/h	Local Time
1		27.056	40.294	54.080	2'17.451	222,7	15:54'26.804
2	16.460	43.250	1'23.083	1'10.252	3'33.045	159,8	15:57'59.849
3	18.894	32.521	47.252	53.370	2'32.037	157,9	16:00'31.886
4	10.340	25.144	38.214	38.693	1'52.391	251,2	16:02'24.277
5	10.314	24.432	38.320	38.350	1'51.416	254,7	16:04'15.693
6	10.215	25.077	38.152	38.085	1'51.529	246,6	16:06'07.222
7	10.186	25.151	39.650	38.716	1'53.703	260,2	16:08'00.925
8	10.288	24.693	38.096	38.526	1'51.603	257,8	16:09'52.528
9	10.224	24.606	38.002	38.015	1'50.847	260,9	16:11'43.375
10	10.300	24.522	38.239	38.989	1'52.050	264,1	16:13'35.425
11	14.687	25.898	48.595	52.382	2'21.562	178,8	16:15'56.987
12	16.544	33.043	53.572	1'07.169	2'50.328	177,6	16:18'47.315
13	10.320	25.439	39.451	38.180	1'53.390	251,2	16:20'40.705
14	10.278	25.500	38.360	38.808	1'52.946	254,7	16:22'33.651
15	10.245	24.919	38.708	38.609	1'52.481	253,5	16:24'26.132

Race Time 32'16.779

18 W. MEZZETTI (1'50.260)

Lap	Seg.1	Seg.2	Seg.3	Seg.4	Lap Time	km/h	Local Time
1		26.733	39.047	47.253	2'06.885	214,3	15:54'16.238
2	15.662	42.688	1'22.386	1'08.882	3'29.618	163,9	15:57'45.856
3	20.220	32.796	47.727	1'01.733	2'42.476	82,8	16:00'28.332
4	10.382	24.709	38.704	38.607	1'52.402	272,0	16:02'20.734
5	10.308	24.597	37.992	38.277	1'51.174	275,5	16:04'11.908
6	10.183	25.163	37.974	38.001	1'51.321	278,4	16:06'03.229
7	10.228	24.504	37.560	37.968	1'50.260	280,5	16:07'53.489
8	10.294	24.276	37.981	38.298	1'50.849	275,5	16:09'44.338
9	10.322	24.689	37.909	37.947	1'50.867	274,1	16:11'35.205
10	10.356	24.407	37.606	37.951	1'50.320	274,1	16:13'25.525
11	12.161	27.273	53.746	51.731	2'24.911	173,9	16:15'50.436
12	16.114	34.295	52.279	1'12.055	2'54.743	156,5	16:18'45.179
13	10.371	28.475	38.932	38.422	1'56.200	245,5	16:20'41.379
14	10.165	25.434	38.538	38.409	1'52.546	271,4	16:22'33.925
15	10.293	24.885	40.305	41.561	1'57.044	272,7	16:24'30.969

Race Time 32'21.616

19 A. D'AMICO (1'51.169)

Lap	Seg.1	Seg.2	Seg.3	Seg.4	Lap Time	km/h	Local Time
1		31.002	38.610	58.196	2'23.866	208,9	15:54'33.219
2	17.115	41.432	1'23.947	1'10.755	3'33.249	144,4	15:58'06.468
3	20.557	29.313	46.142	51.356	2'27.368	160,2	16:00'33.836
4	10.276	26.068	38.142	39.019	1'53.505	237,9	16:02'27.341
5	10.231	24.697	37.955	38.286	1'51.169	272,0	16:04'18.510
6	10.159	25.157	37.841	38.112	1'51.269	275,5	16:06'09.779
7	10.210	25.019	38.271	38.839	1'52.339	275,5	16:08'02.118
8	10.180	25.030	38.112	38.066	1'51.388	264,1	16:09'53.506
9	10.279	25.856	38.117	38.517	1'52.769	272,7	16:11'46.275

10	10.402	24.240	38.919	39.506	1'53.067	276,2	16:13'39.342
11	17.289	27.671	46.687	50.681	2'22.328	166,7	16:16'01.670
12	19.198	30.288	52.939	1'05.436	2'47.861	133,5	16:18'49.531
13	10.236	24.868	39.301	38.838	1'53.243	262,1	16:20'42.774
14	10.132	24.699	39.604	40.008	1'54.443	279,1	16:22'37.217
15	10.388	25.297	39.386	40.536	1'55.607	245,5	16:24'32.824

Race Time 32'23.471

20 H. HAUGHTON

Lap	Seg.1	Seg.2	Seg.3	Seg.4	Lap Time	km/h	Local Time
1		25.683				219,1	

Race Time 4:70'6.7

21 D. BERTONELLI (1'49.950)

Lap	Seg.1	Seg.2	Seg.3	Seg.4	Lap Time	km/h	Local Time
1		25.540	38.559	42.344	1'59.289	215,1	15:54'08.642
2	16.040	45.271	1'20.769	1'09.770	3'31.850	153,0	15:57'40.492
3	19.455	31.900	48.239	1'06.155	2'45.749	126,8	16:00'26.241
4	10.415	24.348	38.263	38.052	1'51.078	268,7	16:02'17.319
5	10.312	24.188	37.778	37.801	1'50.079	274,1	16:04'07.398
6	10.280	24.288	37.870	37.976	1'50.414	275,5	16:05'57.812
7	10.344	24.223	37.495	38.078	1'50.140	274,1	16:07'47.952
8	10.304	24.006	37.971	38.077	1'50.358	275,5	16:09'38.310
9	10.281	24.269	37.531	37.869	1'49.950	276,9	16:11'28.260
10	10.259	24.430	37.938	38.143	1'50.770	275,5	16:13'19.030
11	10.643	29.899	55.370	51.418	2'27.330	202,2	16:15'46.360
12	15.500	35.519	51.951	1'15.140	2'58.110	145,6	16:18'44.470
13	10.301	25.407	38.245	38.439	1'52.392	264,1	16:20'36.862
14	10.483	24.678	37.705	37.892	1'50.758	265,4	16:22'27.620
15	10.242	24.457	37.651	37.982	1'50.332	275,5	16:24'17.952

Race Time 32'08.599

22 E. QUINTIERI (1'50.988)

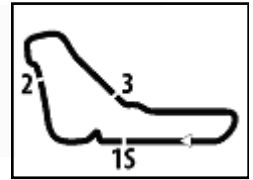
Lap	Seg.1	Seg.2	Seg.3	Seg.4	Lap Time	km/h	Local Time
1		26.550	38.778	45.919	2'05.358	224,5	15:54'14.711
2	15.702	43.476	1'22.617	1'08.535	3'30.330	163,4	15:57'45.041
3	20.372	33.122	47.308	1'02.208	2'43.010	100,3	16:00'28.051
4	10.304	24.875	38.750	38.419	1'52.348	274,1	16:02'20.399
5	10.236	24.727	38.101	38.252	1'51.316	275,5	16:04'11.715
6	10.293	24.705	38.051	38.314	1'51.363	274,1	16:06'03.078
7	10.290	24.680	38.176	37.970	1'51.116	278,4	16:07'54.194
8	10.280	24.358	38.197	38.153	1'50.988	275,5	16:09'45.182
9	10.330	24.771	38.479	38.255	1'51.835	264,1	16:11'37.017

Race Time 19'27.664

24 F. FANT (1'50.759)

Lap	Seg.1	Seg.2	Seg.3	Seg.4	Lap Time	km/h	Local Time
1		25.811	39.680	45.765	2'04.890	218,6	15:54'14.243
2	15.712	43.229	1'22.591	1'08.811	3'30.343	162,4	15:57'44.586
3	20.276	33.269	47.193	1'02.257	2'42.995	90,7	16:00'27.581
4	10.349	25.129	38.231	38.786	1'52.495	253,5	16:02'20.076
5	10.324	25.405	38.038	38.322	1'52.089	272,7	16:04'12.165
6	10.216	25.222	38.098	38.131	1'51.667	275,5	16:06'03.832
7	10.286	24.492	37.928	38.053	1'50.759	275,5	16:07'54.591
8	10.307	24.404	38.000	38.096	1'50.807	275,5	16:09'45.398
9	10.191	24.864	38.413	38.444	1'51.912	278,4	16:11'37.310
10	10.302	24.525	39.494	38.341	1'52.662	275,5	16:13'29.972
11	13.642	27.415	49.985	52.422	2'23.464	185,9	16:15'53.436
12	16.076	34.070	53.939	1'08.491	2'52.576	166,2	16:18'46.012
13	10.339	25.805	38.638	38.201	1'52.983	259,0	16:20'38.995
14	10.371	25.479	38.385	38.342	1'52.577	251,2	16:22'31.572
15	10.317	24.753	38.218	38.298	1'51.586	255,3	16:24'23.158

ACI Racing Weekend Monza, 20-21 Giugno 2026
Chronological Analysis Race 1



Autodromo Monza 5.793 m

Start at 15:52'09.353

3 / 4

28 G. AMATI (1'51.179)						
Lap	Seg.1	Seg.2	Seg.3	Seg.4	Lap Time	Local Time
1		26.364	38.909	47.691	2'07.564	15:54'16.917
2	16.428	41.816	1'22.389	1'08.815	3'29.448	172,8 15:57'46.365
3	20.253	32.744	47.960	1'03.898	2'44.855	81,7 16:00'31.220
4	11.672	25.438	38.508	37.903	1'53.521	236,8 16:02'24.741
5	10.324	24.649	37.879	1'51.179	267,3	16:04'15.920
6	10.238	25.140	38.371	38.044	1'51.793	266,0 16:06'07.713
7	10.287	24.809	39.629	46.503	2'01.228P	272,0 16:08'08.941
Race Time 15'59.588						

30 K. GAILLARD (1'51.114)						
Lap	Seg.1	Seg.2	Seg.3	Seg.4	Lap Time	Local Time
1		27.161	39.644	52.094	2'14.285	211,4 15:54'23.638
2	17.114	40.792	1'25.186	1'10.385	3'33.477	206,1 15:57'57.115
3	17.497	34.411	47.099	55.092	2'34.099	119,3 16:00'31.214
4	10.345	24.936	38.562	38.594	1'52.437	257,1 16:02'23.651
5	10.283	24.845	38.125	38.467	1'51.720	269,3 16:04'15.371
6	10.260	24.731	38.138	38.398	1'51.527	276,9 16:06'06.898
7	10.243	25.147	39.123	38.436	1'52.949	270,0 16:07'59.847
8	10.369	24.784	38.125	38.409	1'51.687	268,0 16:09'51.534
9	10.349	24.544	37.975	38.246	1'51.114	274,1 16:11'42.648
10	10.324	24.633	38.278	38.968	1'52.203	274,1 16:13'34.851
11	14.030	25.710	48.885	52.726	2'21.351	206,5 16:15'56.202
12	16.730	33.129	53.468	1'07.430	2'50.757	185,2 16:18'46.959
13	10.303	25.468	39.060	38.643	1'53.474	264,1 16:20'40.433
14	10.410	25.286	38.269	38.805	1'52.770	266,7 16:22'33.203
15	10.224	25.267	38.486	38.572	1'52.549	266,0 16:24'25.752
Race Time 32'16.399						

31 C. BERTUCA (1'50.402)						
Lap	Seg.1	Seg.2	Seg.3	Seg.4	Lap Time	Local Time
1		25.826	39.030	42.692	2'00.523	215,1 15:54'09.876
2	15.846	45.116	1'21.276	1'09.507	3'31.745	142,5 15:57'41.621
3	20.448	32.236	47.178	1'05.352	2'45.214	99,4 16:00'26.835
4	10.376	24.909	38.661	38.587	1'52.533	272,7 16:02'19.368
5	10.263	24.195	37.977	37.967	1'50.402	278,4 16:04'09.770
6	10.198	24.767	38.203	37.929	1'51.097	279,8 16:06'00.867
7	10.260	24.468	37.748	38.076	1'50.552	276,9 16:07'51.419
8	10.426	24.570	42.324	38.099	1'55.419	271,4 16:09'46.838
9	10.159	24.377	37.829	38.454	1'50.819	275,5 16:11'37.657
10	10.152	24.447	38.182	38.083	1'50.864	270,7 16:13'28.521
11	12.186	25.742	52.870	51.595	2'22.393	194,6 16:15'50.914
12	16.244	34.153	52.458	1'11.628	2'54.483	156,5 16:18'45.397
13	10.310	25.500	38.538	38.902	1'53.250	266,7 16:20'38.647
14	10.594	24.759	37.983	38.199	1'51.535	266,7 16:22'30.182
15	10.358	24.273	37.943	38.377	1'50.951	270,7 16:24'21.133
Race Time 32'11.780						

32 G. QUARESMINI (1'49.911)						
Lap	Seg.1	Seg.2	Seg.3	Seg.4	Lap Time	Local Time
1		25.218	38.610	42.541	1'59.757	215,1 15:54'09.110
2	16.161	45.125	1'20.945	1'09.665	3'31.896	144,8 15:57'41.006
3	20.260	32.731	47.111	1'05.502	2'45.604	106,7 16:00'26.610
4	10.432	24.697	37.811	38.144	1'51.084	271,4 16:02'17.694
5	10.361	24.411	37.608	37.979	1'50.359	272,0 16:04'08.053
6	10.349	24.489	37.748	37.924	1'50.510	274,1 16:05'58.563
7	10.358	24.337	37.498	37.978	1'50.171	274,1 16:07'48.734
8	10.350	24.271	37.623	37.990	1'50.234	272,7 16:09'38.968
9	10.368	24.142	37.519	37.882	1'49.911	272,7 16:11'28.879
10	10.332	24.269	37.714	38.112	1'50.427	276,9 16:13'19.306
11	10.897	30.163	55.250	51.457	2'27.767	196,0 16:15'47.073
12	16.022	34.758	52.375	1'14.315	2'57.470	143,2 16:18'44.543
13	10.450	25.320	38.153	38.390	1'52.313	259,0 16:20'36.856
14	10.525	24.519	37.549	38.080	1'50.673	269,3 16:22'27.529
15	10.428	25.275	38.140	37.946	1'51.789	257,8 16:24'19.318
Race Time 32'09.965						

33 N. SCHAAP (1'50.850)						
Lap	Seg.1	Seg.2	Seg.3	Seg.4	Lap Time	Local Time
1		26.834	39.447	48.932	2'09.413	216,0 15:54'18.766

2	16.780	41.038	1'22.350	1'09.739	3'29.907	158,8 15:57'48.673
3	19.797	33.659	47.665	59.265	2'40.386	93,0 16:00'29.059
4	10.354	24.900	38.057	38.947	1'52.258	261,5 16:02'21.317
5	10.174	25.820	38.057	38.271	1'52.322	268,0 16:04'13.639
6	10.269	24.513	38.248	38.128	1'51.158	260,2 16:06'04.797
7	10.243	25.089	37.771	37.893	1'50.996	268,0 16:07'55.793
8	10.329	24.248	38.180	38.093	1'50.850	272,7 16:09'46.643
9	10.357	24.658	37.778	38.440	1'51.233	262,1 16:11'37.876
10	10.249	24.667	38.544	38.282	1'51.742	259,6 16:13'29.618
11	13.161	26.180	51.093	52.219	2'22.653	196,7 16:15'52.271
12	16.313	33.949	52.617	1'10.619	2'53.498	157,9 16:18'45.769
13	10.495	25.606	38.420	38.532	1'53.053	248,8 16:20'38.822
14	10.347	25.140	38.553	38.303	1'52.343	266,7 16:22'31.165
15	10.508	24.744	38.133	38.246	1'51.631	268,7 16:24'22.796
Race Time 32'13.443						

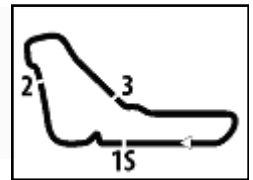
35 A. BRISTOT (1'49.175)						
Lap	Seg.1	Seg.2	Seg.3	Seg.4	Lap Time	Local Time
1		24.864	37.945	40.271	1'55.271	208,1 15:54'04.624
2	14.905	46.384	1'21.428	1'09.356	3'32.073	131,7 15:57'36.697
3	18.444	31.780	47.396	1'10.292	2'47.912	146,5 16:00'24.609
4	10.255	24.733	37.674	37.870	1'50.532	276,9 16:02'15.141
5	10.363	24.275	37.180	37.734	1'49.552	274,1 16:04'04.693
6	10.315	24.324	37.447	37.765	1'49.851	275,5 16:05'54.544
7	10.326	24.053	37.735	37.833	1'49.947	275,5 16:07'44.491
8	10.350	24.182	37.385	37.656	1'49.573	273,4 16:09'34.064
9	10.364	24.112	37.182	37.558	1'49.216	273,4 16:11'23.280
10	10.370	24.057	37.140	37.608	1'49.175	272,7 16:13'12.455
11	10.377	30.682	56.949	51.099	2'29.107	272,7 16:15'41.562
12	15.177	36.608	50.116	1'19.360	2'01.261	183,4 16:18'42.823
13	10.581	24.324	37.517	37.679	1'50.101	268,7 16:20'32.924
14	10.408	24.062	37.419	37.723	1'49.612	272,7 16:22'22.536
15	10.387	24.187	37.305	37.708	1'49.587	272,7 16:24'12.123
Race Time 32'02.770						

49 E. FULGENZI (1'50.050)						
Lap	Seg.1	Seg.2	Seg.3	Seg.4	Lap Time	Local Time
1		25.761	38.782	44.023	2'01.973	217,7 15:54'11.326
2	15.227	44.904	1'21.324	1'09.557	3'31.012	144,0 15:57'42.338
3	20.585	32.068	47.269	1'05.029	2'44.951	89,8 16:00'27.289
4	10.249	25.002	38.233	38.746	1'52.230	266,7 16:02'19.519
5	10.279	24.462	37.761	37.890	1'50.392	270,0 16:04'09.911
6	10.171	24.674	37.574	37.855	1'50.274	274,1 16:06'00.185
7	10.306	24.591	38.172	38.230	1'51.299	275,5 16:07'51.484
8	10.371	24.498	39.026	38.036	1'51.931	268,7 16:09'43.415
9	10.356	24.351	37.638	37.895	1'50.240	274,1 16:11'33.655
10	10.342	24.202	37.620	37.886	1'50.050	274,1 16:13'23.705
11	11.172	28.671	54.488	51.935	2'26.266	173,4 16:15'49.971
12	15.844	34.282	52.581	1'12.239	2'54.946	157,9 16:18'44.917
13	10.330	27.769	39.085	38.325	1'55.509	247,7 16:20'40.426
14	10.449	25.631	38.231	38.582	1'52.893	258,4 16:22'33.319
15	10.210	25.134	38.222	38.110	1'51.676	265,4 16:24'24.995
Race Time 32'15.642 + 5.000Pen						

50 F. FENICI (1'52.706)						
Lap	Seg.1	Seg.2	Seg.3	Seg.4	Lap Time	Local Time
1		29.199	40.091	56.545	2'21.655	220,9 15:54'31.008
2	17.998	41.235	1'24.644	1'10.325	3'34.202	161,2 15:58'05.210
3	20.389	30.089	46.163	51.845	2'28.486	180,0 16:00'33.696
4	10.422	26.979	39.044	39.413	1'55.858	231,8 16:02'29.554
5	10.346	25.500	39.021	39.358	1'54.225	266,7 16:04'23.779
6	10.261	25.551	38.353	39.105	1'53.270	259,6 16:06'17.049
7	10.338	24.975	38.743	38.900	1'52.956	261,5 16:08'10.005
8	10.340	24.794	38.517	39.055	1'52.706	265,4 16:10'02.711
9	10.322	25.015	38.585	38.886	1'52.808	256,5 16:11'55.519
10	10.485	25.032	39.355	42.462	1'57.334	257,1 16:13'52.853
11	13.312	28.534	41.942	48.746	2'12.534	172,2 16:16'05.387
12	17.752	32.134	51.171	1'04.348	2'45.405	132,5 16:18'50.792
13	10.407	25.548	38.913	38.617	1'53.485	234,8 16:20'44.277
14	10.424	24.676	39.540	39.082	1'53.722	264,1 16:22'37.999



ACI Racing Weekend Monza, 20-21 Giugno 2026
Chronological Analysis Race 1



Autodromo Monza 5.793 m

Start at 15:52'09.353

4 / 4

15	10.272	26.864	39.167	41.183	1'57.486	260,9	16:24'35.485	10	10.337	24.593	39.030	39.141	1'53.101	275,5	16:13'38.802
								11	16.589	27.496	47.113	51.242	2'22.440	159,3	16:16'01.242
								12	18.499	30.686	53.246	1'05.702	2'48.133	155,4	16:18'49.375
								13	10.358	25.256	39.243	39.025	1'53.882	248,3	16:20'43.257
								14	10.300	24.701	39.852	38.831	1'53.684	275,5	16:22'36.941
								15	10.463	25.123	37.989	38.962	1'52.537	254,7	16:24'29.478

Race Time 32'26.132

Race Time 32'20.125 + 10.000Pen

54 S. STEFANELLI (1'50.959)

Lap	Seg.1	Seg.2	Seg.3	Seg.4	Lap Time	km/h	Local Time
1		29.040	40.634	59.317	2'25.256	236,3	15:54'34.609
2	17.948	40.144	1'24.021	1'10.220	3'32.333	173,4	15:58'06.942
3	21.636	29.119	46.167	50.222	2'27.144	159,3	16:00'34.086
4	10.303	26.708	39.083	38.958	1'55.052	259,0	16:02'29.138
5	10.328	24.682	38.536	38.731	1'52.277	276,9	16:04'21.415
6	10.347	24.333	38.519	38.823	1'52.022	271,4	16:06'13.437
7	10.336	24.489	38.316	38.395	1'51.536	274,1	16:08'04.973
8	10.332	24.455	38.502	38.347	1'51.636	274,1	16:09'56.609
9	10.367	24.371	37.924	38.297	1'50.959	274,1	16:11'47.568
10	10.345	24.345	38.214	40.289	1'53.193	272,0	16:13'40.761
11	17.747	26.960	46.057	50.656	2'21.420	144,0	16:16'02.181
12	19.088	31.002	53.091	1'04.596	2'47.777	131,4	16:18'49.958
13	10.298	24.993	39.337	40.028	1'54.656	262,8	16:20'44.614
14	10.479	25.245	38.392	39.047	1'53.163	269,3	16:22'37.777
15	10.191	31.972	39.515	38.573	2'00.251	266,7	16:24'38.028

Race Time 32'28.675

80 L. MOWLE (1'52.557)

Lap	Seg.1	Seg.2	Seg.3	Seg.4	Lap Time	km/h	Local Time
1		27.910	39.935	55.419	2'19.733	201,1	15:54'29.086
2	17.884	41.570	1'23.813	1'09.715	3'32.982	153,4	15:58'02.068
3	19.307	31.881	46.627	53.099	2'30.914	151,0	16:00'32.982
4	10.464	25.689	39.905	39.696	1'55.754	242,2	16:02'28.736
5	10.333	26.197	38.931	39.431	1'54.892	275,5	16:04'23.628
6	10.348	25.047	38.631	39.053	1'53.079	260,2	16:06'16.707
7	10.394	25.081	38.512	39.043	1'53.030	252,3	16:08'09.737
8	10.396	24.792	38.456	39.162	1'52.806	268,0	16:10'02.543
9	10.389	24.900	38.348	38.920	1'52.557	264,1	16:11'55.100
10	10.471	24.803	39.579	39.373	1'54.226	255,3	16:13'49.326
11	13.851	26.303	43.104	50.766	2'14.024	169,5	16:16'03.350
12	18.902	32.133	51.367	1'04.930	2'47.332	141,5	16:18'50.682
13	10.423	25.371	38.829	38.627	1'53.250	247,7	16:20'43.932
14	10.298	24.536	39.651	39.141	1'53.626	268,7	16:22'37.558
15	10.310	27.066	39.017	1'00.577	2'16.970P	251,2	16:24'54.528

Race Time 32'45.175 + 10.000Pen

88 A. GIRONDI (1'51.303)

Lap	Seg.1	Seg.2	Seg.3	Seg.4	Lap Time	km/h	Local Time
1		26.877	39.650	49.104	2'09.994	213,0	15:54'19.347
2	16.856	41.102	1'22.510	1'09.583	3'30.051	169,8	15:57'49.398
3	20.097	33.549	47.337	59.135	2'40.118	80,8	16:00'29.516
4	10.583	25.941	38.233	38.429	1'53.186	259,0	16:02'22.702
5	10.338	24.553	38.546	38.274	1'51.711	274,1	16:04'14.413
6	10.336	24.687	38.426	38.269	1'51.718	270,0	16:06'06.131
7	10.305	25.521	38.740	38.169	1'52.735	272,7	16:07'58.866
8	10.384	24.419	38.222	38.278	1'51.303	273,4	16:09'50.169
9	10.392	24.544	38.558	38.375	1'51.869	271,4	16:11'42.038
10	10.445	24.646	38.301	38.689	1'52.081	268,0	16:13'34.119
11	13.488	25.787	48.552	52.715	2'20.542	195,7	16:15'54.661
12	16.273	33.794	53.591	1'08.422	2'52.080	151,3	16:18'46.741
13	10.379	25.435	38.843	38.385	1'53.042	265,4	16:20'39.783
14	10.310	25.004	38.576	38.746	1'52.636	272,7	16:22'32.419
15	10.339	24.684	38.365	38.713	1'52.101	268,0	16:24'24.520

Race Time 32'15.167

67 A. DE GIACOMI (1'51.574)

Lap	Seg.1	Seg.2	Seg.3	Seg.4	Lap Time	km/h	Local Time
1		26.841	39.697	51.202	2'12.950	219,5	15:54'22.303
2	17.305	40.875	1'23.851	1'10.338	3'32.369	187,2	15:57'54.672
3	18.476	34.269	47.133	56.272	2'36.150	137,1	16:00'30.822
4	10.423	24.962	38.428	38.638	1'52.451	257,8	16:02'23.273
5	10.277	24.469	38.491	38.337	1'51.574	268,7	16:04'14.847
6	10.267	24.792	38.236	38.398	1'51.693	257,1	16:06'06.540
7	10.224	25.350	39.750	38.242	1'53.566	276,9	16:08'00.106
8	10.324	24.777	38.216	39.526	1'52.843	247,1	16:09'52.949
9	10.203	24.631	38.155	38.665	1'51.654	264,1	16:11'44.603
10	10.343	24.590	39.072	39.920	1'53.925	264,7	16:13'38.528
11	15.666	27.329	47.072	51.537	2'21.604	184,3	16:16'00.132
12	17.675	31.551	53.427	1'05.983	2'48.636	184,0	16:18'48.768
13	10.354	24.962	39.865	38.688	1'53.869	261,5	16:20'42.637
14	10.189	24.614	39.975	39.412	1'54.190	276,9	16:22'36.827
15	10.334	24.544	38.345	39.195	1'52.418	272,0	16:24'29.245

Race Time 32'19.892

75 A. GALLI (1'51.205)

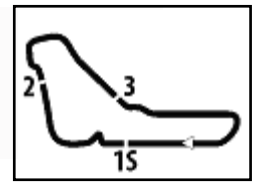
Lap	Seg.1	Seg.2	Seg.3	Seg.4	Lap Time	km/h	Local Time
1		27.360	40.559	54.061	2'18.273	203,8	15:54'27.626
2	18.092	41.866	1'23.863	1'09.804	3'33.625	182,7	15:58'01.251
3	19.511	31.649	47.036	52.807	2'31.003	150,8	16:00'32.254
4	10.383	25.557	39.208	38.073	1'53.221	245,5	16:02'25.475
5	10.355	24.593	38.043	38.214	1'51.205	272,7	16:04'16.680
6	10.288	24.608	38.553	38.105	1'51.554	274,1	16:06'08.234
7	10.289	24.756	39.523	39.125	1'53.693	261,5	16:08'01.927
8	10.286	24.998	38.740	38.240	1'52.264	252,3	16:09'54.191
9	10.309	24.754	38.347	38.100	1'51.510	275,5	16:11'45.701



ACI Racing Weekend Monza, 20-21 Giugno 2026

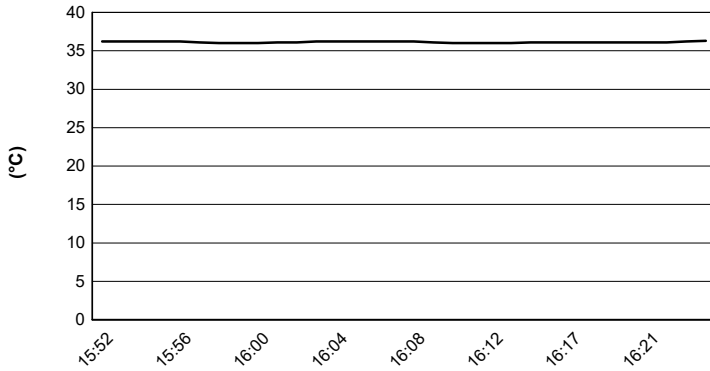
Weather Report Race 1

Session started 15:52 - Session ended 16:25

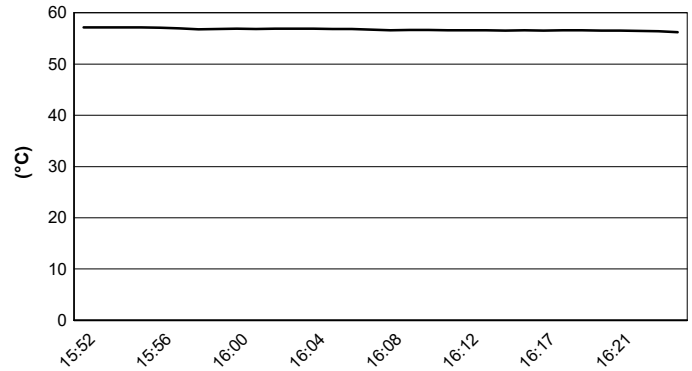


Autodromo Monza 5.793 m

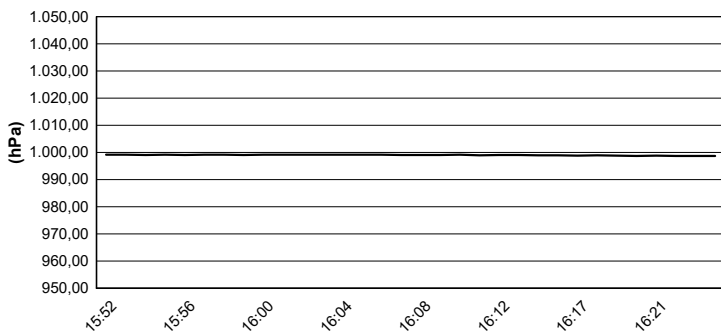
Air Temperature



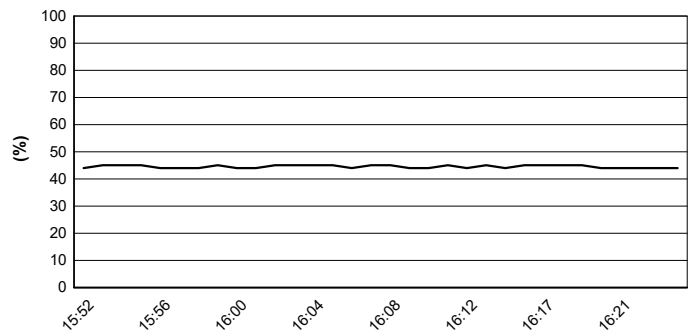
Track Temperature



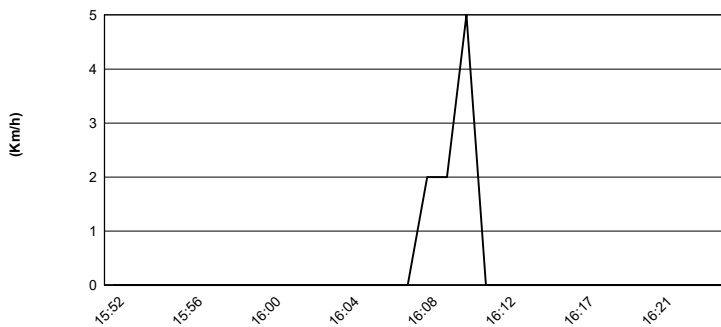
Air Pressure



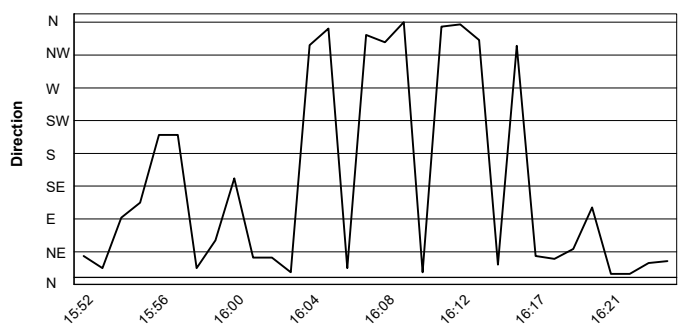
Humidity



Wind Speed

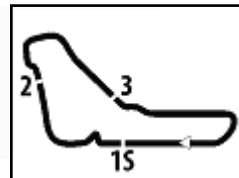


Wind Direction



ACI Racing Weekend Monza, 20-21 Giugno 2026

Starting Grid - Race 1 (Duration: 30' +1 Lap)



Autodromo Monza 5.793 m

17	BERTA B. Malucelli Motorsport Esseracin	Porsche 1'49.925	54	STEFANELLI S. Malucelli Motorsport Esseracin	Porsche 1'50.068	16
50	FENICI F. The Driving Experiences	Porsche 1'50.589	80	MOWLE L. BeDriver	Porsche 1'51.883	15
25	CHELI L. Dinamic Motorsport	Porsche 1'50.054	75	GALLI A. Ebimotors	Porsche 1'50.191	14
67	DE GIACOMI A. Ebimotors	Porsche 1'49.844	30	GAILLARD K. Ombra Racing	Porsche 1'50.046	13
12	MARTINEZ L. Ombra Racing	Porsche 1'49.211	19	D'AMICO A. Dinamic Motorsport	Porsche 1'49.735	12
7	BUTTI M. The Driving Experiences	Porsche 1'49.241	4	DE PRENTER P. The Driving Experiences	Porsche 1'49.549	11
88	GIRONDI A. Enrico Fulgenzi Racing	Porsche 1'49.184	28	AMATI G. Prima Ghinzani Motorsport	Porsche 1'49.197	10
56	BRUSA C. Prima Ghinzani Motorsport	Porsche 1'48.889	33	SCHAAP N. Ombra Racing	Porsche 1'49.175	9
18	MEZZETTI W. Dinamic Motorsport	Porsche 1'48.870	22	QUINTIERI E. Omnia Motorsport	Porsche 1'48.873	8
24	FANT F. Target	Porsche 1'48.739	20	HAUGHTON H. Enrico Fulgenzi Racing	Porsche 1'48.844	7
32	QUARESMINI G. Prima Ghinzani Motorsport	Porsche 1'48.553	3	CERQUI A. Ebimotors	Porsche 1'48.674	6
31	BERTUCA C. Omnia Motorsport	Porsche 1'48.474	49	FULGENZI E. Enrico Fulgenzi Racing	Porsche 1'48.515	5
10	ZENDELI L. BeDriver	Porsche 1'48.301	21	BERTONELLI D. BeDriver	Porsche 1'48.335	4
11	VOISIN C. Ombra Racing	Porsche 1'48.263	15	FESTANTE A. Target	Porsche 1'48.277	3
14	VAN SOELEN S. Target	Porsche 1'47.973	8	DELLI GUANTI P. Team Q8 Hi-Perform	Porsche 1'48.152	2
			35	BRISTOT A. Dinamic Motorsport	Porsche 1'47.578	1

Il Pilota n. 17 (Berta B) drops 3 pos per dec. n. 1 dei CCSS

Il Pilota n. 12 (Martinez L) drops 2 pos per dec. n. 2 dei CCSS

Il Pilota n. 17 (Berta B) drops 3 pos per dec. n. 14 dei CCSS Round Misano

Il Pilota n. 54 (Stefanelli S) drops 8 pos per dec. n. 13 dei CCSS Round Misano

