

# ACI Racing Weekend Misano, 9-10 Maggio 2026

## Results Race 1

Misano Circuit Sic 58 4.226 m

Laps 18 = 76,068 km - Avg 135,742 km/h - Race Time 33'37.399

No.	Driver	Nat	Entrant	Team	Car	Class	Laps	Time	Gap	Rel.	Fastest Lap
1	<b>35 BRISTOT</b> Andrea	ITA	Dinamic Motorsport	Dinamic Motorsport	Porsche 911 GT3 CUP 9	R	18	33'37.399		15	1'35.490
2	<b>8 DELLI GUANTI</b> Pietro	ITA	Team Q8 Hi-Perform	Team Q8 Hi-Perform	Porsche 911 GT3 CUP 9		18	33'37.773	<b>0.374</b>	<b>0.374</b>	15 1'35.485
3	<b>20 HAUGHTON</b> Harley	GBR	Enrico Fulgenzi Racing	Enrico Fulgenzi Racing	Porsche 911 GT3 CUP 9	R	18	33'38.148	<b>0.749</b>	<b>0.375</b>	14 1'35.603
4	<b>15 FESTANTE</b> Aldo	ITA	Target	Target	Porsche 911 GT3 CUP 9		18	33'38.617	<b>1.218</b>	<b>0.469</b>	13 <b>1'35.447</b>
5	<b>32 QUARESMINI</b> Gianmarco	ITA	Prima Ghinzani Motorsport	Prima Ghinzani Motorsport	Porsche 911 GT3 CUP 9		18	33'39.140	<b>1.741</b>	<b>0.523</b>	15 1'35.955
6	<b>7 BUTTI</b> Marco	ITA	The Driving Experiences	The Driving Experiences	Porsche 911 GT3 CUP 9	R	18	33'39.307	<b>1.908</b>	<b>0.167</b>	15 1'35.773
7	<b>21 BERTONELLI</b> Diego	ITA	BeDriver	BeDriver	Porsche 911 GT3 CUP 9		18	33'40.045	<b>2.646</b>	<b>0.738</b>	13 1'36.794
8	<b>33 SCHAAP</b> Nathan	NLD	Ombra Racing	Ombra Racing	Porsche 911 GT3 CUP 9		18	33'40.423	<b>3.024</b>	<b>0.378</b>	13 1'36.797
9	<b>28 AMATI</b> Giorgio	ITA	Prima Ghinzani Motorsport	Prima Ghinzani Motorsport	Porsche 911 GT3 CUP 9		18	33'40.668	<b>3.269</b>	<b>0.245</b>	12 1'36.666
10	<b>24 FANT</b> Filippo	ITA	Target	Target	Porsche 911 GT3 CUP 9		18	33'41.039	<b>3.640</b>	<b>0.371</b>	13 1'36.524
11	<b>5 TAYLOR</b> Nicolas	CAN	PMA Motorsport	PMA Motorsport	Porsche 911 GT3 CUP 9	R	18	33'41.304	<b>3.905</b>	<b>0.265</b>	13 1'37.105
12	<b>17 BERTA</b> Benjamin	HUN	Malucelli Motorsport	Malucelli Motorsport Esseracing	Porsche 911 GT3 CUP 9	R	18	33'41.554	<b>4.155</b>	<b>0.250</b>	14 1'37.154
13P	<b>14 VAN SOELEN</b> Senna	NLD	Target	Target	Porsche 911 GT3 CUP 9	R	18	33'41.845	<b>4.446</b>	<b>0.291</b>	14 1'35.462
14	<b>25 CHELI</b> Lorenzo	SMR	Dinamic Motorsport	Dinamic Motorsport	Porsche 911 GT3 CUP 9		18	33'42.458	<b>5.059</b>	<b>0.613</b>	14 1'37.386
15P	<b>3 CERQUI</b> Alberto	ITA	Ebimotors	Ebimotors	Porsche 911 GT3 CUP 9		18	33'42.967	<b>5.568</b>	<b>0.509</b>	12 1'36.663
16P	<b>31 BERTUCA</b> Cristian	ITA	Omnia Motorsport	Omnia Motorsport	Porsche 911 GT3 CUP 9	R	18	33'45.708	<b>8.309</b>	<b>2.741</b>	8 1'36.547
17	<b>56 BRUSA</b> Cesare	ITA	Prima Ghinzani Motorsport	Prima Ghinzani Motorsport	Porsche 911 GT3 CUP 9	MC	18	33'48.139	<b>10.740</b>	<b>2.431</b>	14 1'37.412
18	<b>67 DE GIACOMI</b> Alex	ITA	Ebimotors	Ebimotors	Porsche 911 GT3 CUP 9	MC	18	33'48.606	<b>11.207</b>	<b>0.467</b>	13 1'37.635
19	<b>88 GIRONDI</b> Andrea	ITA	Enrico Fulgenzi Racing	Enrico Fulgenzi Racing	Porsche 911 GT3 CUP 9	MC	18	33'48.795	<b>11.396</b>	<b>0.189</b>	12 1'37.522
20	<b>30 GAILLARD</b> Karen	CHE	Ombra Racing	Ombra Racing	Porsche 911 GT3 CUP 9	R	18	33'49.268	<b>11.869</b>	<b>0.473</b>	14 1'37.506
21	<b>54 STEFANELLI</b> Stefano	ITA	Malucelli Motorsport	Malucelli Motorsport Esseracing	Porsche 911 GT3 CUP 9	MC	18	33'49.431	<b>12.032</b>	<b>0.163</b>	12 1'37.388
22	<b>50 FENICI</b> Francesco Maria	ITA	The Driving Experiences	The Driving Experiences	Porsche 911 GT3 CUP 9	MC	18	33'51.368	<b>13.969</b>	<b>1.937</b>	7 1'37.972
23	<b>80 MOWLE</b> Lee	GBR	BeDriver	BeDriver	Porsche 911 GT3 CUP 9	MC	18	33'52.280	<b>14.881</b>	<b>0.912</b>	13 1'38.466
24P	<b>75 GALLI</b> Andrea	ITA	Ebimotors	Ebimotors	Porsche 911 GT3 CUP 9	MC	18	33'54.221	<b>16.822</b>	<b>1.941</b>	13 1'37.292
25	<b>11 UGRAN</b> Filip	ROU	Ombra Racing	Ombra Racing	Porsche 911 GT3 CUP 9	R	16	29'12.898	<b>2 Laps</b>	<b>2 Laps</b>	12 1'36.827
26	<b>18 MEZZETTI</b> William	ITA	Dinamic Motorsport	Dinamic Motorsport	Porsche 911 GT3 CUP 9		14	25'21.965	<b>4 Laps</b>	<b>2 Laps</b>	13 1'36.822
27	<b>12 MARTINEZ</b> Luciano	ARG	Ombra Racing	Ombra Racing	Porsche 911 GT3 CUP 9		14	25'23.019	<b>4 Laps</b>	<b>1.054</b>	13 1'36.880
28	<b>10 ZENDELI</b> Lirim	DEU	BeDriver	BeDriver	Porsche 911 GT3 CUP 9		13	23'43.895	<b>5 Laps</b>	<b>1 Lap</b>	13 1'36.759
----- Not Classified -----											
RET	<b>22 QUINTIERI</b> Ermanno	ITA	Omnia Motorsport	Omnia Motorsport	Porsche 911 GT3 CUP 9	R	7	13'08.330	<b>11 Laps</b>		2 1'37.345
RET	<b>6 TAYLOR</b> Zachary	CAN	PMA Motorsport	PMA Motorsport	Porsche 911 GT3 CUP 9	R	2	4'46.179	<b>16 Laps</b>		
RET	<b>19 D'AMICO</b> Andrea	ITA	Dinamic Motorsport	Dinamic Motorsport	Porsche 911 GT3 CUP 9	R	1	1'49.204	<b>17 Laps</b>		
RET	<b>4 DE PRENTER</b> Paul	NLD	The Driving Experiences	The Driving Experiences	Porsche 911 GT3 CUP 9	R	1	1'49.716	<b>17 Laps</b>		

Starting: 32 Classified: 28 Not Classified: 0 Retired: 4 Not Started: 0  
Fastest Lap N. 13 No. 15 Aldo Festante Time 1'35.447 Avg. 159,393 Km/h

Humidity:	60%	Air	18°C
Condition:	DRY	Track	22°C

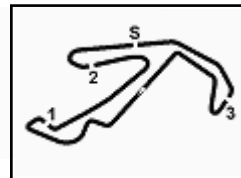
### Penalty and Infringement

22.37	<b>14 S. VAN SOELEN</b>	#14 Time Penalty 3 sec - Stewards dec. no. 3
22.37	<b>75 A. GALLI</b>	#75 Time Penalty 3 sec - Stewards dec. no. 2
23.17	<b>3 A. CERQUI</b>	#3 Time Penalty 3 sec - Stewards dec. no. 7
22.59	<b>31 C. BERTUCA</b>	#31 Time Penalty 6 sec - Stewards dec. no. 4

Stewards : Paolo Longoni Antonello Di Spirito Giancarlo Menchiorri

Start 09/05/2026 21:13 End 21:48





**ACI Racing Weekend Misano, 9-10 Maggio 2026**  
**Results by Class Race 1**

Misano Circuit Sic 58 4.226 m

**Michelin Cup**

Laps 18 = 76,068 km - Avg 135,023 km/h - Race Time 33'48.139

No.	Driver	Nat	Entrant	Team	Car	Laps	Time	Gap	Rel.	Fastest Lap	
1	<b>56 BRUSA</b> Cesare	ITA	Prima Ghinzani Motorsport	Prima Ghinzani Motorsport	Porsche 911 GT3 CUP 9	18	33'48.139		14	1'37.412	
2	<b>67 DE GIACOMI</b> Alex	ITA	Ebimotors	Ebimotors	Porsche 911 GT3 CUP 9	18	33'48.606	<b>0.467</b>	<b>0.467</b>	13	1'37.635
3	<b>88 GIRONDI</b> Andrea	ITA	Enrico Fulgenzi Racing	Enrico Fulgenzi Racing	Porsche 911 GT3 CUP 9	18	33'48.795	<b>0.656</b>	<b>0.189</b>	12	1'37.522
4	<b>54 STEFANELLI</b> Stefano	ITA	Malucelli Motorsport	Malucelli Motorsport Esseracing	Porsche 911 GT3 CUP 9	18	33'49.431	<b>1.292</b>	<b>0.636</b>	12	1'37.388
5	<b>50 FENICI</b> Francesco Maria	ITA	The Driving Experiences	The Driving Experiences	Porsche 911 GT3 CUP 9	18	33'51.368	<b>3.229</b>	<b>1.937</b>	7	1'37.972
6	<b>80 MOWLE</b> Lee	GBR	BeDriver	BeDriver	Porsche 911 GT3 CUP 9	18	33'52.280	<b>4.141</b>	<b>0.912</b>	13	1'38.466
7P	<b>75 GALLI</b> Andrea	ITA	Ebimotors	Ebimotors	Porsche 911 GT3 CUP 9	18	33'54.221	<b>6.082</b>	<b>1.941</b>	13	<b>1'37.292</b>

Starting: 7 Classified: 7 Not Classified: 0 Retired: 0 Not Started: 0  
Fastest Lap N. 13 No. 75 Andrea Galli Time 1'37.292 Avg. 156,371 Km/h

**Rookie**

Laps 18 = 76,068 km - Avg 135,742 km/h - Race Time 33'37.399

No.	Driver	Nat	Entrant	Team	Car	Laps	Time	Gap	Rel.	Fastest Lap	
1	<b>35 BRISTOT</b> Andrea	ITA	Dinamic Motorsport	Dinamic Motorsport	Porsche 911 GT3 CUP 9	18	33'37.399		15	1'35.490	
2	<b>20 HAUGHTON</b> Harley	GBR	Enrico Fulgenzi Racing	Enrico Fulgenzi Racing	Porsche 911 GT3 CUP 9	18	33'38.148	<b>0.749</b>	<b>0.749</b>	14	1'35.603
3	<b>7 BUTTI</b> Marco	ITA	The Driving Experiences	The Driving Experiences	Porsche 911 GT3 CUP 9	18	33'39.307	<b>1.908</b>	<b>1.159</b>	15	1'35.773
4	<b>5 TAYLOR</b> Nicolas	CAN	PMA Motorsport	PMA Motorsport	Porsche 911 GT3 CUP 9	18	33'41.304	<b>3.905</b>	<b>1.997</b>	13	1'37.105
5	<b>17 BERTA</b> Benjamin	HUN	Malucelli Motorsport	Malucelli Motorsport Esseracing	Porsche 911 GT3 CUP 9	18	33'41.554	<b>4.155</b>	<b>0.250</b>	14	1'37.154
6P	<b>14 VAN SOELEN</b> Senna	NLD	Target	Target	Porsche 911 GT3 CUP 9	18	33'41.845	<b>4.446</b>	<b>0.291</b>	14	<b>1'35.462</b>
7P	<b>31 BERTUCA</b> Cristian	ITA	Omnia Motorsport	Omnia Motorsport	Porsche 911 GT3 CUP 9	18	33'45.708	<b>8.309</b>	<b>3.863</b>	8	1'36.547
8	<b>30 GAILLARD</b> Karen	CHE	Ombra Racing	Ombra Racing	Porsche 911 GT3 CUP 9	18	33'49.268	<b>11.869</b>	<b>3.560</b>	14	1'37.506
9	<b>11 UGRAN</b> Filip	ROU	Ombra Racing	Ombra Racing	Porsche 911 GT3 CUP 9	16	29'12.898	<b>2 Laps</b>	<b>2 Laps</b>	12	1'36.827
----- Not Classified -----											
RET	<b>22 QUINTIERI</b> Ermanno	ITA	Omnia Motorsport	Omnia Motorsport	Porsche 911 GT3 CUP 9	7	13'08.330	<b>11 Laps</b>	2	1'37.345	
RET	<b>6 TAYLOR</b> Zachary	CAN	PMA Motorsport	PMA Motorsport	Porsche 911 GT3 CUP 9	2	4'46.179	<b>16 Laps</b>			
RET	<b>19 D'AMICO</b> Andrea	ITA	Dinamic Motorsport	Dinamic Motorsport	Porsche 911 GT3 CUP 9	1	1'49.204	<b>17 Laps</b>			
RET	<b>4 DE PRENTER</b> Paul	NLD	The Driving Experiences	The Driving Experiences	Porsche 911 GT3 CUP 9	1	1'49.716	<b>17 Laps</b>			

Starting: 13 Classified: 9 Not Classified: 0 Retired: 4 Not Started: 0  
Fastest Lap N. 14 No. 14 Senna van Soelen Time 1'35.462 Avg. 159,368 Km/h

Humidity:	60%	Air	18°C
Condition:	DRY	Track	22°C

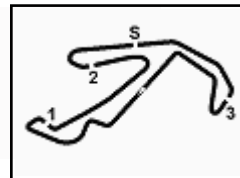
Clerk of the Course : Fabrizio Fondacci

Race Director : Massimiliano Ghinassi

09/05/2026 Start 21:13 End 21:48

Powered by FICr PERUGIA TIMING





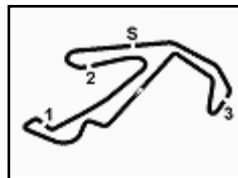
Misano Circuit Sic 58 4.226 m

	Lap																	
	1	2	3	4	5	6	7	8	9	10	11	12	13	14	15	16	17	18
1	35	35	35	35	35	35	35	35	35	35	35	35	35	35	35	35	35	35
2	8	8	8	8	8	8	8	8	8	8	8	8	8	8	8	8	8	8
3	15	15	15	15	15	20	20	20	20	20	20	20	20	20	20	20	20	20
4	20	20	20	20	20	15	15	15	15	15	15	15	15	15	15	15	15	15
5	7	7	7	7	7	7	7	7	7	7	14	14	14	14	14	14	14	14
6	31	31	31	31	14	14	14	14	14	14	32	32	32	32	32	32	32	32
7	14	14	14	14	31	22	32	32	32	32	7	7	7	7	7	7	7	7
8	22	22	22	22	22	31	22	31	31	31	28	28	28	31	31	31	31	31
9	10	10	10	10	10	32	31	28	28	28	31	31	31	28	3	3	3	3
10	32	32	32	32	32	10	10	3	3	3	3	3	3	21	21	21	21	21
11	3	3	3	3	3	3	28	21	21	21	21	21	21	33	33	33	33	33
12	28	28	28	28	28	28	3	33	33	33	33	33	33	33	28	28	28	28
13	21	21	21	21	21	21	10	10	10	10	10	10	10	18	11	24	24	24
14	24	24	24	24	24	33	33	18	18	18	18	18	18	11	24	5	5	5
15	33	33	33	33	33	18	18	24	24	24	11	11	11	24	5	17	17	17
16	18	18	18	18	18	24	24	12	12	12	12	24	24	12	17	25	25	25
17	19	12	12	12	12	12	12	11	11	11	24	12	12	5	25	56	56	56
18	12	5	5	5	5	11	11	5	5	5	5	5	5	17	56	67	67	67
19	4	11	11	11	11	5	5	17	17	17	17	17	17	25	67	88	88	88
20	6	17	17	17	17	17	17	25	25	25	25	25	25	67	88	30	30	30
21	5	25	25	25	25	25	25	67	67	67	67	67	67	56	30	54	54	54
22	11	67	67	67	67	67	67	56	56	56	56	56	56	88	54	75	75	75
23	17	88	88	88	88	88	88	88	88	88	88	88	88	30	75	11	50	50
24	67	56	56	56	56	56	56	50	50	50	30	30	30	54	50	50	80	80
25	25	50	50	50	50	50	50	30	30	30	54	54	54	75	80	80		
26	88	54	54	54	54	54	30	54	54	54	75	75	75	50				
27	50	30	30	30	30	30	54	75	75	75	80	80	80	80				
28	56	80	80	80	80	75	75	80	80	80	50	50	50					
29	54	75	75	75	75	80	80											
30	30	6																
31	80																	
32	75																	

Final Result		
1	<b>35 BRISTOT A.</b>	Laps 18
2	<b>8 DELLI GUANTI P.</b>	0.374
3	<b>20 HAUGHTON H.</b>	0.749
4	<b>15 FESTANTE A.</b>	1.218
5	<b>32 QUARESMINI G.</b>	1.741
6	<b>7 BUTTI M.</b>	1.908
7	<b>21 BERTONELLI D.</b>	2.646
8	<b>33 SCHAAP N.</b>	3.024
9	<b>28 AMATI G.</b>	3.269
10	<b>24 FANT F.</b>	3.640
11	<b>5 TAYLOR N.</b>	3.905
12	<b>17 BERTA B.</b>	4.155
13	<b>14 VAN SOELEN S. (P)</b>	4.446
14	<b>25 CHELI L.</b>	5.059
15	<b>3 CERQUI A. (P)</b>	5.568
16	<b>31 BERTUCA C. (P)</b>	8.309
17	<b>56 BRUSA C.</b>	10.740
18	<b>67 DE GIACOMI A.</b>	11.207
19	<b>88 GIRONDI A.</b>	11.396
20	<b>30 GAILLARD K.</b>	11.869
21	<b>54 STEFANELLI S.</b>	12.032
22	<b>50 FENICI F.</b>	13.969
23	<b>80 MOWLE L.</b>	14.881
24	<b>75 GALLI A. (P)</b>	16.822
25	<b>11 UGRAN F.</b>	2 Laps
26	<b>18 MEZZETTI W.</b>	4 Laps
27	<b>12 MARTINEZ L.</b>	4 Laps
28	<b>10 ZENDELI L.</b>	5 Laps
RET	<b>22 QUINTIERI E.</b>	11 Laps
RET	<b>6 TAYLOR Z.</b>	16 Laps
RET	<b>19 D'AMICO A.</b>	17 Laps
RET	<b>4 DE PRENTER P.</b>	17 Laps



ACI Racing Weekend Misano, 9-10 Maggio 2026  
Best Sectors & Speed Race 1



Misano Circuit Sic 58 4.226 m

RESULTS

1	35 BRISTOT Andrea	Porsche 911 GT3 CUP 992	Laps 18
2	8 DELLI GUANTI Pietro	Porsche 911 GT3 CUP 992	0.374
3	20 HAUGHTON Harley	Porsche 911 GT3 CUP 992	0.749
4	15 FESTANTE Aldo	Porsche 911 GT3 CUP 992	1.218
5	32 QUARESMINI Gianmarco	Porsche 911 GT3 CUP 992	1.741
6	7 BUTTI Marco	Porsche 911 GT3 CUP 992	1.908
7	21 BERTONELLI Diego	Porsche 911 GT3 CUP 992	2.646
8	33 SCHAAP Nathan	Porsche 911 GT3 CUP 992	3.024
9	28 AMATI Giorgio	Porsche 911 GT3 CUP 992	3.269
10	24 FANT Filippo	Porsche 911 GT3 CUP 992	3.640
11	5 TAYLOR Nicolas	Porsche 911 GT3 CUP 992	3.905
12	17 BERTA Benjamin	Porsche 911 GT3 CUP 992	4.155
13	14 VAN SOELEN Senna	Porsche 911 GT3 CUP 992	4.446
14	25 CHELI Lorenzo	Porsche 911 GT3 CUP 992	5.059
15	3 CERQUI Alberto	Porsche 911 GT3 CUP 992	5.568
16	31 BERTUCA Cristian	Porsche 911 GT3 CUP 992	8.309
17	56 BRUSA Cesare	Porsche 911 GT3 CUP 992	10.740
18	67 DE GIACOMI Alex	Porsche 911 GT3 CUP 992	11.207
19	88 GIRONDI Andrea	Porsche 911 GT3 CUP 992	11.396
20	30 GAILLARD Karen	Porsche 911 GT3 CUP 992	11.869
21	54 STEFANELLI Stefano	Porsche 911 GT3 CUP 992	12.032
22	50 FENICI Francesco Maria	Porsche 911 GT3 CUP 992	13.969
23	80 MOWLE Lee	Porsche 911 GT3 CUP 992	14.881
24	75 GALLI Andrea	Porsche 911 GT3 CUP 992	16.822
25	11 UGRAN Filip	Porsche 911 GT3 CUP 992	2 Laps
26	18 MEZZETTI William	Porsche 911 GT3 CUP 992	4 Laps
27	12 MARTINEZ Luciano	Porsche 911 GT3 CUP 992	4 Laps
28	10 ZENDELI Lirim	Porsche 911 GT3 CUP 992	5 Laps
RET	22 QUINTIERI Ermanno	Porsche 911 GT3 CUP 992	11 Laps
RET	6 TAYLOR Zachary	Porsche 911 GT3 CUP 992	16 Laps
RET	19 D'AMICO Andrea	Porsche 911 GT3 CUP 992	17 Laps
RET	4 DE PRENTER Paul	Porsche 911 GT3 CUP 992	17 Laps

SPEED

1	17 BERTA Benjamin	Porsche 911 GT3 CUP 992	222,7
2	12 MARTINEZ Luciano	Porsche 911 GT3 CUP 992	221,8
3	32 QUARESMINI Gianmarco	Porsche 911 GT3 CUP 992	221,8
4	11 UGRAN Filip	Porsche 911 GT3 CUP 992	221,3
5	28 AMATI Giorgio	Porsche 911 GT3 CUP 992	221,3
6	10 ZENDELI Lirim	Porsche 911 GT3 CUP 992	220,9
7	24 FANT Filippo	Porsche 911 GT3 CUP 992	220,9
8	18 MEZZETTI William	Porsche 911 GT3 CUP 992	220,9
9	7 BUTTI Marco	Porsche 911 GT3 CUP 992	220,9
10	5 TAYLOR Nicolas	Porsche 911 GT3 CUP 992	220,9
11	21 BERTONELLI Diego	Porsche 911 GT3 CUP 992	220,9
12	33 SCHAAP Nathan	Porsche 911 GT3 CUP 992	220,4
13	3 CERQUI Alberto	Porsche 911 GT3 CUP 992	220,4
14	14 VAN SOELEN Senna	Porsche 911 GT3 CUP 992	220,4
15	20 HAUGHTON Harley	Porsche 911 GT3 CUP 992	220,4
16	80 MOWLE Lee	Porsche 911 GT3 CUP 992	220,0
17	67 DE GIACOMI Alex	Porsche 911 GT3 CUP 992	220,0
18	8 DELLI GUANTI Pietro	Porsche 911 GT3 CUP 992	219,5
19	15 FESTANTE Aldo	Porsche 911 GT3 CUP 992	219,5
20	30 GAILLARD Karen	Porsche 911 GT3 CUP 992	219,5
21	31 BERTUCA Cristian	Porsche 911 GT3 CUP 992	219,5
22	50 FENICI Francesco Maria	Porsche 911 GT3 CUP 992	219,5
23	88 GIRONDI Andrea	Porsche 911 GT3 CUP 992	219,5
24	6 TAYLOR Zachary	Porsche 911 GT3 CUP 992	219,1
25	75 GALLI Andrea	Porsche 911 GT3 CUP 992	219,1
26	56 BRUSA Cesare	Porsche 911 GT3 CUP 992	219,1
27	54 STEFANELLI Stefano	Porsche 911 GT3 CUP 992	219,1
28	25 CHELI Lorenzo	Porsche 911 GT3 CUP 992	219,1
29	35 BRISTOT Andrea	Porsche 911 GT3 CUP 992	219,1
30	22 QUINTIERI Ermanno	Porsche 911 GT3 CUP 992	218,6
31	19 D'AMICO Andrea	Porsche 911 GT3 CUP 992	218,2
32	4 DE PRENTER Paul	Porsche 911 GT3 CUP 992	217,7

SEG. 1

1	20 HAUGHTON Harley	25.164
2	8 DELLI GUANTI Pietro	25.212
3	15 FESTANTE Aldo	25.261
4	35 BRISTOT Andrea	25.273
5	32 QUARESMINI Gianmarco	25.359
6	14 VAN SOELEN Senna	25.363
7	7 BUTTI Marco	25.413
8	24 FANT Filippo	25.550
9	28 AMATI Giorgio	25.555
10	33 SCHAAP Nathan	25.555
11	11 UGRAN Filip	25.594
12	21 BERTONELLI Diego	25.610
13	31 BERTUCA Cristian	25.613
14	18 MEZZETTI William	25.625
15	5 TAYLOR Nicolas	25.632
16	12 MARTINEZ Luciano	25.663
17	3 CERQUI Alberto	25.674
18	10 ZENDELI Lirim	25.675
19	17 BERTA Benjamin	25.716
20	22 QUINTIERI Ermanno	25.757
21	30 GAILLARD Karen	25.791
22	75 GALLI Andrea	25.795
23	54 STEFANELLI Stefano	25.833
24	25 CHELI Lorenzo	25.841
25	88 GIRONDI Andrea	25.849
26	50 FENICI Francesco Maria	25.895
27	56 BRUSA Cesare	25.942
28	67 DE GIACOMI Alex	25.994
29	19 D'AMICO Andrea	26.125
30	80 MOWLE Lee	26.136
31	6 TAYLOR Zachary	26.193
32	4 DE PRENTER Paul	26.264

SEG. 2

1	35 BRISTOT Andrea	22.526
2	7 BUTTI Marco	22.531
3	8 DELLI GUANTI Pietro	22.546
4	20 HAUGHTON Harley	22.571
5	15 FESTANTE Aldo	22.572
6	31 BERTUCA Cristian	22.579
7	14 VAN SOELEN Senna	22.599
8	11 UGRAN Filip	22.605
9	28 AMATI Giorgio	22.621
10	32 QUARESMINI Gianmarco	22.666
11	12 MARTINEZ Luciano	22.686
12	5 TAYLOR Nicolas	22.751
13	33 SCHAAP Nathan	22.769
14	10 ZENDELI Lirim	22.772
15	18 MEZZETTI William	22.782
16	24 FANT Filippo	22.808
17	22 QUINTIERI Ermanno	22.810
18	3 CERQUI Alberto	22.816
19	21 BERTONELLI Diego	22.851
20	25 CHELI Lorenzo	22.895
21	56 BRUSA Cesare	22.925
22	67 DE GIACOMI Alex	22.967
23	54 STEFANELLI Stefano	22.997
24	17 BERTA Benjamin	23.006
25	50 FENICI Francesco Maria	23.006
26	75 GALLI Andrea	23.015
27	30 GAILLARD Karen	23.016
28	88 GIRONDI Andrea	23.023
29	80 MOWLE Lee	23.035
30	4 DE PRENTER Paul	23.858
31	19 D'AMICO Andrea	24.299
32	6 TAYLOR Zachary	24.498

SEG. 3

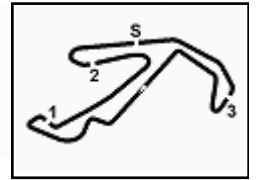
1	14 VAN SOELEN Senna	26.230
2	35 BRISTOT Andrea	26.283
3	7 BUTTI Marco	26.383
4	15 FESTANTE Aldo	26.399
5	8 DELLI GUANTI Pietro	26.414
6	20 HAUGHTON Harley	26.453
7	32 QUARESMINI Gianmarco	26.465
8	28 AMATI Giorgio	26.561
9	10 ZENDELI Lirim	26.577
10	31 BERTUCA Cristian	26.611
11	24 FANT Filippo	26.620
12	3 CERQUI Alberto	26.640
13	12 MARTINEZ Luciano	26.671
14	21 BERTONELLI Diego	26.688
15	18 MEZZETTI William	26.690
16	33 SCHAAP Nathan	26.708
17	56 BRUSA Cesare	26.732
18	17 BERTA Benjamin	26.746
19	75 GALLI Andrea	26.761
20	11 UGRAN Filip	26.763
21	22 QUINTIERI Ermanno	26.764
22	30 GAILLARD Karen	26.802
23	67 DE GIACOMI Alex	26.832
24	54 STEFANELLI Stefano	26.843
25	5 TAYLOR Nicolas	26.876
26	50 FENICI Francesco Maria	26.892
27	25 CHELI Lorenzo	26.960
28	88 GIRONDI Andrea	26.963
29	80 MOWLE Lee	26.991
30	6 TAYLOR Zachary	27.344
31	19 D'AMICO Andrea	27.376
32	4 DE PRENTER Paul	27.461

SEG. 4

1	8 DELLI GUANTI Pietro	21.102
2	15 FESTANTE Aldo	21.130
3	35 BRISTOT Andrea	21.144
4	14 VAN SOELEN Senna	21.221
5	7 BUTTI Marco	21.257
6	32 QUARESMINI Gianmarco	21.280
7	20 HAUGHTON Harley	21.298
8	3 CERQUI Alberto	21.356
9	10 ZENDELI Lirim	21.382
10	31 BERTUCA Cristian	21.392
11	28 AMATI Giorgio	21.422
12	24 FANT Filippo	21.448
13	33 SCHAAP Nathan	21.452
14	21 BERTONELLI Diego	21.470
15	17 BERTA Benjamin	21.474
16	18 MEZZETTI William	21.484
17	12 MARTINEZ Luciano	21.492
18	22 QUINTIERI Ermanno	21.515
19	88 GIRONDI Andrea	21.568
20	75 GALLI Andrea	21.598
21	11 UGRAN Filip	21.615
22	54 STEFANELLI Stefano	21.626
23	5 TAYLOR Nicolas	21.640
24	67 DE GIACOMI Alex	21.641
25	56 BRUSA Cesare	21.667
26	25 CHELI Lorenzo	21.685
27	30 GAILLARD Karen	21.765
28	50 FENICI Francesco Maria	21.827
29	4 DE PRENTER Paul	21.860
30	80 MOWLE Lee	22.050
31	19 D'AMICO Andrea	22.074
32	6 TAYLOR Zachary	22.414



ACI Racing Weekend Misano, 9-10 Maggio 2026  
Chronological Analysis Race 1



Misano Circuit Sic 58 4.226 m

Start at 21:13'21.346

1 / 5

3 A. CERQUI (1'36.663)							
Lap	Seg.1	Seg.2	Seg.3	Seg.4	Lap Time	km/h	Local Time
1		24.016	26.824	21.626	1'46.799	218,6	21:15'08.145
2	26.720	22.872	27.045	<b>21.356</b>	1'37.993	215,6	21:16'46.138
3	27.277	41.964	43.266	28.614	2'21.121	133,8	21:19'07.259
4	31.643	29.008	30.387	27.622	1'58.660	208,1	21:21'05.919
5	29.598	29.114	37.625	32.973	2'09.310	151,9	21:23'15.229
6	26.575	23.314	26.735	21.454	1'38.078	219,5	21:24'53.307
7	26.527	22.963	<b>26.640</b>	21.511	1'37.641	219,1	21:26'30.948
8	25.917	22.933	26.769	22.067	1'37.686	219,1	21:28'08.634
9	29.220	25.593	33.202	28.026	1'56.041	196,7	21:30'04.675
10	29.666	28.358	36.890	33.056	2'07.970	168,2	21:32'12.645
11	25.864	22.988	27.041	22.187	1'38.080	<b>220,4</b>	21:33'50.725
12	25.716	22.818	26.662	21.467	<b>1'36.663</b>	219,1	21:35'27.388
13	<b>25.674</b>	23.034	26.724	21.594	1'37.026	220,0	21:37'04.414
14	26.412	22.929	26.791	21.830	1'37.962	219,5	21:38'42.376
15	25.708	<b>22.816</b>	26.988	21.503	1'37.015	219,5	21:40'19.391
16	28.834	28.364	38.939	25.299	2'01.436	164,9	21:42'20.827
17	35.522	32.837	38.266	25.962	2'12.587	158,4	21:44'33.414
18	33.034	31.587	54.796	28.482	2'27.899	94,7	21:47'01.313
					Race Time	33'39.967 + 3.000Pen	

15	25.444	22.598	26.474	<b>21.257</b>	<b>1'35.773</b>	219,1	21:40'14.570
16	31.955	28.663	38.749	24.807	2'04.174	167,2	21:42'18.744
17	36.136	32.133	38.803	26.586	2'13.658	131,4	21:44'32.402
18	32.895	31.308	54.249	29.799	2'28.251	99,5	21:47'00.653
					Race Time	33'39.307	

4 P. DE PRENTER							
Lap	Seg.1	Seg.2	Seg.3	Seg.4	Lap Time	km/h	Local Time
1		<b>23.858</b>	<b>27.461</b>	<b>21.860</b>	1'49.716	<b>217,7</b>	21:15'11.062
					Race Time	1'49.716	

8 P. DELLI GUANTI (1'35.485)							
Lap	Seg.1	Seg.2	Seg.3	Seg.4	Lap Time	km/h	Local Time
1		23.290	26.629	21.465	1'43.235	217,7	21:15'04.581
2	25.447	22.716	26.693	21.322	1'36.178	217,3	21:16'40.759
3	26.140	42.143	43.641	28.405	2'20.329	129,0	21:19'01.088
4	32.035	27.814	31.141	26.488	1'57.478	203,4	21:20'58.566
5	31.707	27.490	40.545	35.000	2'14.742	169,5	21:23'13.308
6	25.542	22.662	26.549	21.255	1'36.008	219,1	21:24'49.316
7	25.432	22.559	26.593	21.364	1'35.948	217,7	21:26'25.264
8	25.335	22.796	26.588	21.440	1'36.159	219,1	21:28'01.423
9	30.085	26.452	33.969	27.031	1'57.537	161,2	21:29'58.960
10	31.026	27.725	37.530	34.901	2'11.182	172,8	21:32'10.142
11	26.040	22.690	26.444	21.222	1'36.396	219,1	21:33'46.538
12	25.338	<b>22.546</b>	<b>26.414</b>	21.212	1'35.510	218,2	21:35'22.048
13	25.272	22.572	26.415	21.229	1'35.488	219,1	21:36'57.536
14	<b>25.212</b>	22.670	26.486	21.165	1'35.533	219,1	21:38'33.069
15	25.356	22.550	26.477	<b>21.102</b>	<b>1'35.485</b>	<b>219,5</b>	21:40'08.554
16	34.178	29.278	37.189	26.390	2'07.035	147,7	21:42'15.589
17	36.402	32.091	37.896	27.387	2'13.776	142,7	21:44'29.365
18	32.923	31.842	52.465	32.524	2'29.754	96,9	21:46'59.119
					Race Time	33'37.773	

5 N. TAYLOR (1'37.105)							
Lap	Seg.1	Seg.2	Seg.3	Seg.4	Lap Time	km/h	Local Time
1		24.080	27.439	22.431	1'50.810	218,6	21:15'12.156
2	25.796	23.606	27.056	21.680	1'38.138	217,7	21:16'50.294
3	27.750	42.356	42.859	29.130	2'22.095	117,5	21:19'12.389
4	32.230	30.386	29.652	26.947	1'59.215	176,2	21:21'11.604
5	29.753	30.247	35.075	30.519	2'05.594	159,3	21:23'17.198
6	26.327	23.517	27.509	<b>21.640</b>	1'38.993	215,6	21:24'56.191
7	25.837	22.929	27.026	21.938	1'37.730	218,2	21:26'33.921
8	26.205	<b>22.751</b>	26.940	25.620	1'41.516	217,7	21:28'15.437
9	30.010	25.528	31.917	29.752	1'57.207	207,7	21:30'12.644
10	28.085	29.012	35.191	30.357	2'02.645	172,2	21:32'15.289
11	25.920	22.947	27.239	22.098	1'38.204	216,4	21:33'53.493
12	25.888	22.760	27.248	21.700	1'37.596	217,3	21:35'31.089
13	25.659	22.908	<b>26.876</b>	21.662	<b>1'37.105</b>	218,2	21:37'08.194
14	25.664	22.851	26.895	21.732	1'37.142	217,7	21:38'45.336
15	<b>25.632</b>	23.211	27.500	23.292	1'39.635	<b>220,9</b>	21:40'24.971
16	29.712	28.034	38.777	23.894	2'00.417	192,5	21:42'25.388
17	34.806	32.974	37.221	26.697	2'11.698	154,1	21:44'37.086
18	31.949	31.342	54.843	27.430	2'25.564	83,4	21:47'02.650
					Race Time	33'41.304	

10 L. ZENDELI (1'36.759)							
Lap	Seg.1	Seg.2	Seg.3	Seg.4	Lap Time	km/h	Local Time
1		23.409	27.042	21.692	1'46.200	220,0	21:15'07.546
2	26.513	22.960	26.831	21.457	1'37.761	218,6	21:16'45.307
3	27.256	41.469	42.966	28.747	2'20.438	122,9	21:19'05.745
4	31.953	28.874	30.247	27.417	1'58.491	216,4	21:21'04.236
5	29.812	28.784	38.522	33.212	2'10.330	192,9	21:23'14.566
6	26.804	23.484	26.738	21.417	1'38.443	219,5	21:24'53.009
7	26.269	<b>22.772</b>	<b>26.577</b>	21.545	1'37.163	219,5	21:26'30.172
8	26.189	24.451	26.989	23.674	1'41.303	219,1	21:28'11.475
9	28.535	26.632	31.919	28.160	1'55.246	189,5	21:30'06.721
10	29.596	28.952	36.191	31.864	2'06.603	165,4	21:32'13.324
11	26.011	22.948	26.945	22.228	1'38.132	<b>220,9</b>	21:33'51.456
12	26.033	22.846	26.765	<b>21.382</b>	1'37.026	219,5	21:35'28.482
13	<b>25.675</b>	22.828	26.777	21.479	<b>1'36.759</b>	<b>220,9</b>	21:37'05.241
					Race Time	23'43.895	

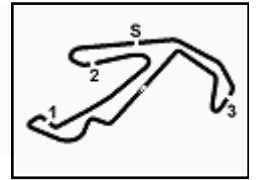
6 Z. TAYLOR							
Lap	Seg.1	Seg.2	Seg.3	Seg.4	Lap Time	km/h	Local Time
1		<b>24.498</b>	<b>27.344</b>	<b>22.414</b>	1'50.087	<b>219,1</b>	21:15'11.433
2	<b>26.193</b>	35.901	1'00.168	53.830	2'56.092P	110,8	21:18'07.525
					Race Time	4'46.179	

11 F. UGRAN (1'36.827)							
Lap	Seg.1	Seg.2	Seg.3	Seg.4	Lap Time	km/h	Local Time
1		24.394	27.409	23.011	1'51.094	218,6	21:15'12.440
2	25.905	23.633	26.971	21.726	1'38.235	218,2	21:16'50.675
3	28.539	41.901	42.936	29.372	2'22.748	114,4	21:19'13.423
4	32.365	30.024	30.288	26.344	1'59.021	178,8	21:21'12.444
5	29.800	30.576	34.556	30.303	2'05.235	173,1	21:23'17.679
6	26.477	23.060	27.072	21.638	1'38.247	217,7	21:24'55.926
7	25.758	22.931	27.056	22.023	1'37.768	220,0	21:26'33.694
8	26.088	<b>22.605</b>	<b>26.763</b>	25.624	1'41.080	220,9	21:28'14.774
9	30.288	25.413	31.856	29.576	1'57.133	204,2	21:30'11.907
10	28.352	28.636	35.463	30.612	2'03.063	148,6	21:32'14.970
11	25.932	22.849	26.999	21.774	1'37.554	218,2	21:33'52.524
12	25.758	22.626	26.787	21.656	<b>1'36.827</b>	220,9	21:35'29.351
13	<b>25.594</b>	22.761	26.799	21.704	1'36.858	219,5	21:37'06.209
14	26.009	23.094	26.798	<b>21.615</b>	1'37.516	220,9	21:38'43.725
15	26.178	24.249	27.130	22.953	1'40.510	<b>221,3</b>	21:40'24.235
16	29.607	27.576	38.436	34.390	2'10.009P	208,9	21:42'34.244
					Race Time	29'12.898	

7 M. BUTTI (1'35.773)							
Lap	Seg.1	Seg.2	Seg.3	Seg.4	Lap Time	km/h	Local Time
1		23.338	26.818	21.515	1'44.557	217,7	21:15'05.903
2	25.605	22.793	26.567	21.459	1'36.424	217,7	21:16'42.327
3	26.023	42.424	43.581	28.885	2'20.913	125,3	21:19'03.240
4	31.776	28.891	30.567	26.962	1'58.196	212,6	21:21'01.436
5	30.271	28.400	39.432	34.440	2'12.543	195,3	21:23'13.979
6	26.165	22.778	26.588	21.507	1'37.038	219,1	21:24'51.017
7	25.469	<b>22.531</b>	26.590	21.431	1'36.021	219,1	21:26'27.038
8	<b>25.413</b>	22.736	26.567	21.485	1'36.201	218,6	21:28'03.239
9	30.694	25.977	33.807	27.765	1'58.243	181,5	21:30'01.482
10	30.053	28.117	36.937	34.116	2'09.223	173,9	21:32'10.705
11	26.127	23.832	27.024	22.135	1'39.118	<b>220,9</b>	21:33'49.823
12	25.647	22.623	26.572	21.415	1'36.257	220,4	21:35'26.080
13	25.550	22.655	<b>26.383</b>	21.772	1'36.360	220,4	21:37'02.440
14	25.645	22.682	26.594	21.436	1'36.357	218,2	21:38'38.797

12 L. MARTINEZ (1'36.880)							
Lap	Seg.1	Seg.2	Seg.3	Seg.4	Lap Time	km/h	Local Time
1		24.266	27.250	22.109	1'49.462	218,6	21:15'10.808
2	26.220	23.594	26.902	21.569	1'38.285	218,	

ACI Racing Weekend Misano, 9-10 Maggio 2026  
Chronological Analysis Race 1



Misano Circuit Sic 58 4.226 m

Start at 21:13'21.346

5	29.681	30.375	35.220	30.777	2'06.053	162,7	21:23'16.934	13	25.906	<b>23.006</b>	26.925	<b>21.474</b>	1'37.311	218,2	21:37'08.741
6	26.830	23.287	26.825	21.636	1'38.578	218,2	21:24'55.512	14	<b>25.716</b>	23.097	26.788	21.553	<b>1'37.154</b>	218,6	21:38'45.895
7	25.880	23.045	26.986	22.085	1'37.996	219,1	21:26'33.508	15	25.810	23.251	27.107	23.434	<b>1'39.602</b>	<b>222,7</b>	21:40'25.497
8	25.978	<b>22.686</b>	26.678	24.890	1'40.232	219,5	21:28'13.740	16	29.721	28.091	39.351	23.263	2'00.426	192,5	21:42'25.923
9	29.240	26.707	31.882	29.512	1'57.341	186,2	21:30'11.081	17	35.397	32.677	37.081	26.439	2'11.594	145,4	21:44'37.517
10	27.742	28.774	35.998	30.913	2'03.427	162,9	21:32'14.508	18	32.150	31.209	54.963	27.061	2'25.383	82,1	21:47'02.900
11	26.020	22.856	27.662	21.564	1'38.102	218,6	21:33'52.610								Race Time 33'41.554
12	26.148	22.936	27.405	<b>21.492</b>	1'37.981	214,7	21:35'30.591								
13	25.718	22.855	26.749	21.558	<b>1'36.880</b>	219,1	21:37'07.471								
14	<b>25.663</b>	22.992	<b>26.671</b>	21.568	1'36.894	219,5	21:38'44.365								

Race Time 25'23.019

14 S. VAN SOELEN (1'35.462)

Lap	Seg.1	Seg.2	Seg.3	Seg.4	Lap Time	km/h	Local Time
1		23.103	26.978	21.703	1'45.427	217,7	21:15'06.773
2	25.668	22.833	26.420	21.645	1'36.566	218,6	21:16'43.339
3	26.174	42.890	43.376	28.900	2'21.340	122,4	21:19'04.679
4	31.595	29.083	30.235	27.565	1'58.478	215,6	21:21'03.157
5	29.679	28.453	39.216	33.764	2'11.112	192,2	21:23'14.269
6	26.126	22.876	26.521	21.409	1'36.932	<b>220,4</b>	21:24'51.201
7	25.589	22.754	26.332	21.516	1'36.191	<b>220,4</b>	21:26'27.392
8	25.428	22.685	26.571	21.603	1'36.287	219,5	21:28'03.679
9	30.628	26.252	33.458	28.254	1'58.592	174,8	21:30'02.271
10	29.860	28.013	37.514	33.650	2'09.037	155,0	21:32'11.308
11	25.973	23.323	26.829	21.527	1'37.652	<b>220,4</b>	21:33'48.960
12	25.454	22.658	<b>26.230</b>	21.302	1'35.644	219,5	21:35'24.604
13	<b>25.363</b>	22.787	26.323	21.327	1'35.800	218,6	21:37'00.404
14	25.377	<b>22.599</b>	26.265	<b>21.221</b>	<b>1'35.462</b>	219,5	21:38'35.866
15	25.409	22.600	26.254	21.375	1'35.638	219,5	21:40'11.504
16	33.115	28.923	38.156	25.907	2'06.101	142,9	21:42'17.605
17	35.995	32.202	38.592	26.861	2'13.650	137,8	21:44'31.255
18	32.681	31.596	53.545	31.114	2'28.936	98,4	21:47'00.191

Race Time 33'38.845 + 3.000Pen

15 A. FESTANTE (1'35.447)

Lap	Seg.1	Seg.2	Seg.3	Seg.4	Lap Time	km/h	Local Time
1		23.223	26.692	21.479	1'43.581	218,2	21:15'04.927
2	25.706	22.777	26.644	21.318	1'36.445	218,6	21:16'41.372
3	25.959	42.277	43.754	28.378	2'20.368	127,8	21:19'01.740
4	31.943	28.322	31.008	26.530	1'57.803	194,9	21:20'59.543
5	31.238	27.727	40.251	34.927	2'14.143	169,5	21:23'13.686
6	26.069	22.834	26.523	21.356	1'36.782	219,1	21:24'50.468
7	25.454	22.826	26.449	21.432	1'36.161	219,1	21:26'26.629
8	25.388	22.771	<b>26.399</b>	21.615	1'36.173	219,1	21:28'02.802
9	30.270	26.222	33.768	27.510	1'57.770	164,4	21:30'00.572
10	30.332	27.949	37.296	34.314	2'09.891	178,2	21:32'10.463
11	26.494	23.454	26.678	21.394	1'38.020	<b>219,5</b>	21:33'48.483
12	25.311	22.692	26.435	21.285	1'35.723	<b>219,5</b>	21:35'24.206
13	<b>25.261</b>	22.611	26.445	<b>21.130</b>	<b>1'35.447</b>	<b>219,5</b>	21:36'59.653
14	25.436	22.665	<b>26.399</b>	21.231	1'35.731	<b>219,5</b>	21:38'35.384
15	25.329	<b>22.572</b>	26.478	21.295	1'35.674	<b>219,5</b>	21:40'11.058
16	32.884	29.097	37.728	26.205	2'05.914	143,8	21:42'16.972
17	36.079	32.234	38.041	27.701	2'14.055	147,7	21:44'31.027
18	32.383	31.672	52.828	32.053	2'28.936	99,1	21:46'59.963

Race Time 33'38.617

17 B. BERTA (1'37.154)

Lap	Seg.1	Seg.2	Seg.3	Seg.4	Lap Time	km/h	Local Time
1		24.403	27.721	22.622	1'51.352	217,7	21:15'12.698
2	26.395	23.368	27.010	21.678	1'38.451	218,2	21:16'51.149
3	28.740	42.139	42.860	29.534	2'23.273	124,6	21:19'14.422
4	32.401	29.621	30.488	26.269	1'58.779	172,5	21:21'13.201
5	30.085	30.461	34.555	29.961	2'05.062	158,6	21:23'18.263
6	26.477	23.107	27.151	21.704	1'38.439	218,6	21:24'56.702
7	25.967	23.117	26.761	21.704	1'37.549	219,5	21:26'34.251
8	26.721	23.166	26.813	25.278	1'41.978	217,7	21:28'16.229
9	29.959	25.522	31.879	29.942	1'57.302	212,6	21:30'13.531
10	28.085	28.979	34.949	30.234	2'02.247	193,2	21:32'15.778
11	26.208	23.293	26.850	21.775	1'38.126	220,0	21:33'53.904
12	26.003	23.139	<b>26.746</b>	21.638	1'37.526	219,5	21:35'31.430

18 W. MEZZETTI (1'36.822)

Lap	Seg.1	Seg.2	Seg.3	Seg.4	Lap Time	km/h	Local Time
1		23.996	27.285	21.898	1'48.671	219,1	21:15'10.017
2	26.193	23.060	27.216	21.978	1'38.447	218,2	21:16'48.464
3	28.281	42.442	42.700	29.061	2'22.484	121,1	21:19'10.948
4	32.471	29.602	30.037	27.190	1'59.300	181,8	21:21'10.248
5	29.655	30.351	35.047	31.341	2'06.394	172,8	21:23'16.642
6	26.564	22.989	27.014	21.485	1'38.052	215,1	21:24'54.694
7	26.009	23.052	<b>26.690</b>	21.718	1'37.469	220,4	21:26'32.163
8	25.779	23.276	26.815	24.014	1'39.884	220,4	21:28'12.047
9	28.746	26.607	32.223	27.783	1'55.359	175,0	21:30'07.406
10	29.680	28.714	36.349	31.668	2'06.411	159,1	21:32'13.817
11	25.884	22.883	27.008	22.156	1'37.931	219,5	21:33'51.748
12	26.014	<b>22.782</b>	26.860	<b>21.484</b>	<b>1'37.140</b>	<b>220,9</b>	21:35'28.888
13	<b>25.625</b>	22.890	26.739	21.568	<b>1'36.822</b>	220,4	21:37'05.710
14	25.935	23.393	26.745	21.528	1'37.601	219,5	21:38'43.311

Race Time 25'21.965

19 A. D'AMICO

Lap	Seg.1	Seg.2	Seg.3	Seg.4	Lap Time	km/h	Local Time
1		<b>24.299</b>	<b>27.376</b>	<b>22.074</b>	1'49.204	<b>218,2</b>	21:15'10.550

Race Time 1'49.204

20 H. HAUGHTON (1'35.603)

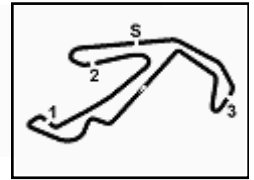
Lap	Seg.1	Seg.2	Seg.3	Seg.4	Lap Time	km/h	Local Time
1		23.538	26.736	21.465	1'44.242	217,3	21:15'05.588
2	25.469	22.773	26.584	21.436	1'36.262	218,2	21:16'41.850
3	26.004	42.372	43.612	28.516	2'20.504	124,0	21:19'02.354
4	31.750	28.853	30.552	26.712	1'57.867	181,5	21:21'00.221
5	30.842	27.949	40.137	34.584	2'13.512	170,6	21:23'13.733
6	25.795	22.644	26.584	21.369	1'36.392	217,7	21:24'50.125
7	25.302	22.666	26.469	21.402	1'35.839	219,1	21:26'25.964
8	25.281	22.805	26.568	21.425	1'36.079	219,1	21:28'02.043
9	30.207	26.142	34.068	27.284	1'57.701	166,7	21:29'59.744
10	30.606	27.776	37.542	34.584	2'10.508	188,8	21:32'10.252
11	26.177	22.910	26.518	21.326	1'36.931	218,6	21:33'47.183
12	25.577	22.666	26.556	21.360	1'36.159	<b>220,4</b>	21:35'23.342
13	25.383	<b>22.571</b>	26.520	<b>21.298</b>	1'35.772	219,5	21:36'59.114
14	<b>25.164</b>	22.629	<b>26.453</b>	21.357	<b>1'35.603</b>	219,5	21:38'34.717
15	25.247	22.657	26.494	21.349	1'35.727	<b>220,4</b>	21:40'10.444
16	32.975	29.139	37.447	26.072	2'05.633	143,4	21:42'16.077
17	36.380	32.083	38.007	27.806	2'14.276	143,0	21:44'30.353
18	32.379	31.728	52.692	32.342	2'29.141	94,7	21:46'59.494

Race Time 33'38.148

21 D. BERTONELLI (1'36.794)

Lap	Seg.1	Seg.2	Seg.3	Seg.4	Lap Time	km/h	Local Time
1		24.023	27.212	21.569	1'47.524	217,7	21:15'08.870
2	26.252	23.503	27.150	21.696	1'38.601	219,5	21:16'47.471
3	27.322	41.682	43.173	28.822	2'20.999	146,9	21:19'08.470
4	31.380	30.580	29.156	28.056	1'59.172	218,2	21:21'07.642
5	29.165	30.127	36.386	32.416	2'08.094	185,2	21:23'15.736
6	26.625	23.083	26.998	21.556	1'38.262	<b>220,9</b>	21:24'53.998
7	26.004	23.037	26.841	21.610	1'37.492	219,5	21:26'31.490
8	25.764	22.853	26.782	22.544	1'37.943	219,5	21:28'09.433
9	29.284	26.382	32.203	28.100	1'55.969	199,6	21:30'05.402
10	29.633	28.406	36.656	32.737	2'07.432	145,9	21:32'12.834
11	25						

ACI Racing Weekend Misano, 9-10 Maggio 2026  
Chronological Analysis Race 1



Misano Circuit Sic 58.4.226 m

Start at 21:13'21.346

3 / 5

17	35.308	32.750	37.611	27.039	2'12.708	160,2	21:44'35.039
18	31.909	31.691	54.688	28.064	2'26.352	93,1	21:47'01.391
Race Time 33'40.045							

11	25.800	23.007	26.965	22.111	1'37.883	221,3	21:33'50.168
12	25.769	22.621	26.561	21.715	1'36.666	219,5	21:35'26.834
13	25.555	23.115	26.831	21.688	1'37.189	218,6	21:37'04.023
14	25.881	23.225	27.001	22.242	1'38.349	217,7	21:38'42.372
15	27.508	23.993	27.216	21.920	1'40.637	219,1	21:40'23.009
16	30.231	26.420	38.796	25.170	2'00.617	191,5	21:42'23.626
17	35.186	33.114	37.363	27.133	2'12.796	154,3	21:44'36.422
18	31.697	31.276	54.781	27.838	2'25.592	90,3	21:47'02.014
Race Time 33'40.668							

22 E. QUINTIERI (1'37.345)							
Lap	Seg.1	Seg.2	Seg.3	Seg.4	Lap Time	km/h	Local Time
1		23.397	26.959	21.890	1'46.129	218,6	21:15'07.475
2	26.092	22.889	26.764	21.600	1'37.345	217,7	21:16'44.820
3	26.356	42.054	43.204	28.951	2'20.565	118,3	21:19'05.385
4	31.510	28.985	30.216	27.675	1'58.386	215,6	21:21'03.771
5	29.473	28.579	39.152	33.372	2'10.576	194,9	21:23'14.347
6	26.568	22.897	26.838	21.515	1'37.818	217,7	21:24'52.165
7	25.757	22.810	27.247	21.697	1'37.511	214,7	21:26'29.676
Race Time 13'08.330							

30 K. GAILLARD (1'37.506)							
Lap	Seg.1	Seg.2	Seg.3	Seg.4	Lap Time	km/h	Local Time
1		25.228	27.988	22.258	1'53.504	217,7	21:15'14.850
2	26.525	23.664	27.187	22.157	1'39.533	219,5	21:16'54.383
3	31.164	41.632	44.072	29.209	2'26.077	139,4	21:19'20.460
4	32.874	29.017	33.477	25.201	2'00.569	164,1	21:21'21.029
5	29.358	31.073	32.144	27.893	2'00.468	203,4	21:23'21.497
6	26.482	23.455	27.095	21.866	1'38.898	219,5	21:25'00.395
7	26.004	23.079	27.042	21.765	1'37.890	217,7	21:26'38.285
8	25.840	23.289	27.095	26.673	1'42.897	217,7	21:28'21.182
9	30.596	26.794	30.032	29.822	1'57.244	198,9	21:30'18.426
10	29.607	27.539	34.009	29.349	2'00.504	206,1	21:32'18.930
11	26.458	23.242	26.837	21.835	1'38.372	219,5	21:33'57.302
12	25.914	23.050	26.954	21.970	1'37.888	219,1	21:35'35.190
13	26.058	23.106	26.802	21.820	1'37.786	219,1	21:37'12.976
14	25.791	23.052	26.883	21.780	1'37.506	218,2	21:38'50.482
15	25.853	23.016	27.117	24.423	1'40.409	219,1	21:40'30.891
16	29.197	29.056	38.714	24.226	2'01.193	179,1	21:42'32.084
17	33.145	32.988	40.311	27.160	2'13.604	151,0	21:44'45.688
18	28.851	32.281	55.132	28.662	2'24.926	83,4	21:47'10.614
Race Time 33'49.268							

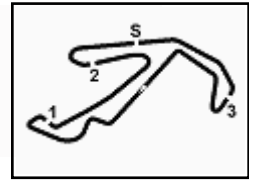
24 F. FANT (1'36.524)							
Lap	Seg.1	Seg.2	Seg.3	Seg.4	Lap Time	km/h	Local Time
1		24.174	27.263	21.809	1'48.049	216,0	21:15'09.395
2	26.196	23.422	27.076	21.776	1'38.470	217,7	21:16'47.865
3	27.630	42.086	42.940	28.916	2'21.572	137,8	21:19'09.437
4	31.474	30.632	29.323	27.984	1'59.413	193,9	21:21'08.850
5	29.223	30.701	35.289	31.954	2'07.167	191,2	21:23'16.017
6	26.605	23.378	27.289	21.738	1'39.010	219,1	21:24'55.027
7	25.903	23.171	27.211	21.598	1'37.883	214,3	21:26'32.910
8	25.709	22.919	26.764	24.798	1'40.190	219,5	21:28'13.100
9	28.595	26.810	32.004	28.284	1'55.693	191,2	21:30'08.793
10	29.337	28.712	36.225	31.188	2'05.462	161,0	21:32'14.255
11	26.049	23.210	27.734	21.909	1'38.902	216,0	21:33'53.157
12	25.897	22.808	26.968	21.448	1'37.121	216,0	21:35'30.278
13	25.550	22.859	26.620	21.495	1'36.524	218,2	21:37'06.802
14	25.914	22.967	26.664	21.666	1'37.211	220,4	21:38'44.013
15	26.151	23.860	27.312	23.218	1'40.541	220,9	21:40'24.554
16	29.706	27.833	38.435	24.241	2'00.215	198,5	21:42'24.769
17	34.554	33.148	37.409	26.852	2'11.963	153,2	21:44'36.732
18	31.871	31.375	54.690	27.717	2'25.653	81,9	21:47'02.385
Race Time 33'41.039							

31 C. BERTUCA (1'36.547)							
Lap	Seg.1	Seg.2	Seg.3	Seg.4	Lap Time	km/h	Local Time
1		23.187	26.941	21.509	1'45.008	217,3	21:15'06.354
2	25.750	22.579	26.720	21.749	1'36.798	218,2	21:16'43.152
3	26.038	42.489	43.268	29.254	2'21.049	126,6	21:19'04.201
4	31.463	28.871	30.535	27.423	1'58.292	194,9	21:21'02.493
5	29.784	28.576	39.099	34.327	2'11.786	180,0	21:23'14.279
6	26.913	22.958	26.742	21.666	1'38.279	219,5	21:24'52.558
7	26.295	22.717	26.810	21.450	1'37.272	217,3	21:26'29.830
8	25.759	22.747	26.611	21.430	1'36.547	216,4	21:28'06.377
9	28.909	26.641	33.290	28.307	1'57.147	169,8	21:30'03.524
10	29.655	28.451	36.971	33.354	2'08.431	148,4	21:32'11.955
11	25.861	23.125	27.375	22.076	1'38.437	219,5	21:33'50.392
12	25.806	22.640	26.649	21.570	1'36.665	218,2	21:35'27.057
13	25.668	22.924	26.912	21.641	1'37.145	219,5	21:37'04.202
14	26.382	22.845	26.841	21.742	1'37.810	219,1	21:38'42.012
15	25.613	22.600	27.175	21.392	1'36.780	216,0	21:40'18.792
16	28.202	28.806	38.929	24.800	2'00.737	161,0	21:42'19.529
17	35.799	32.291	38.935	26.243	2'13.268	131,5	21:44'32.797
18	33.038	31.268	54.333	29.618	2'28.257	104,0	21:47'01.054
Race Time 33'39.708 + 6.000Pen							

25 L. CHELI (1'37.386)							
Lap	Seg.1	Seg.2	Seg.3	Seg.4	Lap Time	km/h	Local Time
1		24.409	27.673	22.482	1'51.833	217,3	21:15'13.179
2	26.638	23.360	27.165	22.015	1'39.178	218,2	21:16'52.357
3	28.759	41.869	43.500	28.800	2'22.928	118,3	21:19'15.285
4	32.637	29.658	31.422	25.174	1'58.891	163,1	21:21'14.176
5	30.701	29.663	34.370	29.713	2'04.447	146,3	21:23'18.623
6	26.447	23.117	27.178	21.689	1'38.431	219,1	21:24'57.054
7	25.951	22.990	26.960	21.789	1'37.690	219,1	21:26'34.744
8	26.405	23.931	27.149	25.000	1'42.485	218,6	21:28'17.229
9	29.523	25.525	31.907	30.131	1'57.086	187,5	21:30'14.315
10	28.170	29.006	34.617	30.151	2'01.944	182,4	21:32'16.259
11	26.114	22.920	27.325	21.792	1'38.151	216,9	21:33'54.410
12	25.997	22.968	27.032	21.766	1'37.763	219,1	21:35'32.173
13	25.934	22.906	26.972	21.880	1'37.692	219,1	21:37'09.865
14	25.841	22.895	26.965	21.685	1'37.386	218,2	21:38'47.251
15	25.841	23.056	27.142	23.643	1'39.682	219,1	21:40'26.933
16	29.368	28.071	39.717	23.122	2'00.278	185,2	21:42'27.211
17	34.912	32.973	37.924	25.826	2'11.635	161,9	21:44'38.846
18	31.515	31.712	55.145	26.586	2'24.958	78,5	21:47'03.804
Race Time 33'42.458							

32 G. QUARESMINI (1'35.955)							
Lap	Seg.1	Seg.2	Seg.3	Seg.4	Lap Time	km/h	Local Time
1		23.654	26.961	21.657	1'46.527	217,3	21:15'07.873
2	26.386	22.760	27.095	21.551	1'37.792	217,7	21:16'45.665
3	27.215	41.757	43.209	28.815	2'20.996	125,4	21:19'06.661
4	31.518	29.128	30.111	27.787	1'58.544	216,0	21:21'05.205
5	29.471	29.223	37.920	33.232	2'09.846	186,2	21:23'15.051
6	26.474	23.038	26.613	21.527	1'37.652	219,1	21:24'52.703
7	25.538	22.737	26.686	21.493	1'36.454	218,2	21:26'29.157
8	25.359	22.849	26.595	21.432	1'36.235	218,6	21:28'05.392
9	29.450	26.334	33.454	28.159	1'57.397	173,6	21:30'02.789
10	29.825	28.319	37.134	33.693	2'08.971	153,2	21:32'11.760
11	25.768	23.227	27.012	21.784	1'37.791	221,8	21:33'49.551
12	25.523	22.779	26.576	21.447	1'36.325	219,1	21:35'25.876
13	25.425	22.666	26.508	21.798	1'36.397	219,1	21:37'02.273
14	25.531						

ACI Racing Weekend Misano, 9-10 Maggio 2026  
Chronological Analysis Race 1



Misano Circuit Sic 58.4.226m

Start at 21:13'21.346

4 / 5

15	25.447	22.678	26.510	21.320	<b>1'35.955</b>	217,7	21:40'14.214
16	31.177	28.947	38.432	25.405	2'03.961	151,0	21:42'18.175
17	35.842	32.458	38.572	26.734	2'13.606	138,6	21:44'31.781
18	32.489	31.739	54.412	30.065	2'28.705	98,6	21:47'00.486
Race Time 33'39.140							

Race Time 33'51.368

33 N. SCHAAP (1'36.797)							
Lap	Seg.1	Seg.2	Seg.3	Seg.4	Lap Time	km/h	Local Time
1		24.030	27.386	21.849	1'48.383	217,7	21:15'09.729
2	26.083	23.202	27.278	21.759	1'38.322	217,7	21:16'48.051
3	28.117	42.277	42.833	28.942	2'22.169	125,6	21:19'10.220
4	31.998	30.185	29.822	27.583	1'59.588	186,2	21:21'09.808
5	29.041	30.656	35.221	31.397	2'06.315	177,0	21:23'16.123
6	26.799	22.993	26.889	<b>21.452</b>	1'38.133	218,2	21:24'54.256
7	26.148	22.976	26.856	21.542	1'37.522	219,5	21:26'31.778
8	25.739	22.973	27.048	23.074	1'38.834	218,2	21:28'10.612
9	28.674	26.669	32.081	28.321	1'55.745	195,3	21:30'06.357
10	29.383	29.046	36.102	32.159	2'06.690	162,9	21:32'13.047
11	26.056	22.978	26.980	22.175	1'38.189	220,0	21:33'51.236
12	25.932	<b>22.769</b>	<b>26.708</b>	21.558	1'36.967	<b>220,4</b>	21:35'28.203
13	<b>25.555</b>	22.967	26.784	21.491	<b>1'36.797</b>	<b>220,4</b>	21:37'05.000
14	26.221	23.353	26.726	21.538	1'37.838	220,0	21:38'42.838
15	26.751	23.545	26.804	21.726	1'38.826	219,1	21:40'21.664
16	28.519	28.178	39.496	25.367	2'01.560	181,5	21:42'23.224
17	34.905	33.108	37.671	26.699	2'12.383	154,3	21:44'35.607
18	31.929	31.569	54.712	27.952	2'26.162	89,7	21:47'01.769
Race Time 33'40.423							

35 A. BRISTOT (1'35.490)							
Lap	Seg.1	Seg.2	Seg.3	Seg.4	Lap Time	km/h	Local Time
1		23.025	26.857	21.456	1'42.846	217,3	21:15'04.192
2	25.397	22.601	26.655	21.372	1'36.025	217,3	21:16'40.217
3	26.194	42.139	43.201	28.879	2'20.413	131,2	21:19'00.630
4	32.075	27.463	31.179	26.598	1'57.315	187,2	21:20'57.945
5	31.882	27.348	40.687	35.117	2'15.034	158,4	21:23'12.979
6	25.560	22.683	26.507	21.299	1'36.049	218,6	21:24'49.028
7	<b>25.273</b>	22.628	26.485	21.249	1'35.635	217,7	21:26'24.663
8	25.334	22.649	26.461	21.503	1'35.947	218,2	21:28'00.610
9	30.031	26.754	34.110	26.436	1'57.331	171,2	21:29'57.941
10	31.586	27.732	37.548	35.005	2'11.871	187,5	21:32'09.812
11	25.523	22.575	26.357	21.329	1'35.784	218,2	21:33'45.596
12	25.348	22.709	<b>26.283</b>	21.190	1'35.530	<b>219,1</b>	21:35'21.126
13	25.300	22.652	26.426	21.160	1'35.538	217,7	21:36'56.664
14	25.292	<b>22.526</b>	26.501	21.233	1'35.552	218,6	21:38'32.216
15	25.312	22.561	26.473	<b>21.144</b>	<b>1'35.490</b>	218,2	21:40'07.706
16	34.527	29.121	37.344	26.387	2'07.379	145,6	21:42'15.085
17	36.415	32.130	37.690	27.587	2'13.822	142,3	21:44'28.907
18	32.992	31.811	52.250	32.785	2'29.838	91,1	21:46'58.745
Race Time 33'37.399							

50 F. FENICI (1'37.972)							
Lap	Seg.1	Seg.2	Seg.3	Seg.4	Lap Time	km/h	Local Time
1		24.276	27.985	22.080	1'52.333	217,3	21:15'13.679
2	26.757	23.835	27.364	21.946	1'39.902	219,1	21:16'53.581
3	30.474	41.472	44.016	28.644	2'24.606	151,5	21:19'18.187
4	34.113	28.432	34.243	24.144	2'00.932	154,7	21:21'19.119
5	30.352	30.530	32.384	28.307	2'01.573	212,2	21:23'20.692
6	26.534	23.389	27.185	<b>21.827</b>	1'38.935	217,7	21:24'59.627
7	25.996	23.034	27.101	21.841	<b>1'37.972</b>	217,7	21:26'37.599
8	25.967	23.167	27.177	26.299	1'42.610	219,1	21:28'20.209
9	31.186	26.159	30.410	29.334	1'57.089	207,3	21:30'17.298
10	30.210	27.512	34.057	29.572	2'01.351	186,2	21:32'18.649
11	26.361	23.851	27.318	24.475	1'42.005	218,2	21:34'00.654
12	26.237	23.011	27.167	21.966	1'38.381	<b>219,5</b>	21:35'39.035
13	26.171	23.355	<b>26.892</b>	22.044	1'38.462	218,2	21:37'17.497
14	26.214	<b>23.006</b>	27.000	21.844	1'38.064	217,7	21:38'55.561
15	<b>25.895</b>	23.332	27.182	22.270	1'38.679	219,1	21:40'34.240
16	28.496	28.410	39.074	24.883	2'00.863	168,8	21:42'35.103
17	32.868	33.814	38.633	27.683	2'12.998	143,6	21:44'48.101
18	28.473	31.841	55.392	28.907	2'24.613	87,4	21:47'12.714

54 S. STEFANELLI (1'37.388)							
Lap	Seg.1	Seg.2	Seg.3	Seg.4	Lap Time	km/h	Local Time
1		24.212	27.842	22.340	1'53.246	217,3	21:15'14.592
2	26.546	23.469	27.382	22.237	1'39.634	218,6	21:16'54.226
3	30.807	41.049	44.113	28.821	2'24.790	155,0	21:19'19.016
4	33.686	28.599	33.999	24.368	2'00.652	162,4	21:21'19.668
5	30.348	30.822	32.259	28.146	2'01.575	195,3	21:23'21.243
6	26.451	23.448	27.113	21.743	1'38.755	217,7	21:24'59.998
7	26.022	23.284	27.988	21.875	1'39.169	192,9	21:26'39.167
8	26.100	23.076	26.942	26.966	1'43.084	218,6	21:28'22.251
9	30.856	26.596	29.567	29.686	1'56.705	191,2	21:30'18.956
10	29.738	27.683	33.776	29.209	2'00.406	193,9	21:32'19.362
11	26.465	23.293	27.670	21.705	1'39.133	<b>219,1</b>	21:33'58.495
12	25.846	<b>22.997</b>	26.917	21.628	<b>1'37.388</b>	<b>219,1</b>	21:35'35.883
13	26.006	23.109	<b>26.843</b>	21.782	1'37.740	218,2	21:37'13.623
14	26.152	23.048	26.935	<b>21.626</b>	1'37.761	218,6	21:38'51.384
15	<b>25.833</b>	23.073	27.142	24.644	1'40.692	218,2	21:40'32.076
16	29.615	28.557	38.298	24.748	2'01.218	177,0	21:42'33.294
17	33.166	33.506	39.159	27.103	2'12.934	142,5	21:44'46.228
18	28.772	32.460	55.000	28.317	2'24.549	80,5	21:47'10.777
Race Time 33'49.431							

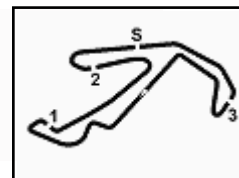
56 C. BRUSA (1'37.412)							
Lap	Seg.1	Seg.2	Seg.3	Seg.4	Lap Time	km/h	Local Time
1		23.882	28.071	22.190	1'52.701	216,9	21:15'14.047
2	26.742	23.220	27.261	21.941	1'39.164	218,6	21:16'53.211
3	30.346	41.559	43.730	28.802	2'24.437	136,7	21:19'17.648
4	34.047	27.864	34.154	24.694	2'00.759	144,6	21:21'18.407
5	30.508	29.598	33.242	28.584	2'01.932	214,3	21:23'20.339
6	26.311	23.167	27.226	21.755	1'38.459	217,7	21:24'58.798
7	26.048	22.950	27.142	21.818	1'37.958	217,7	21:26'36.756
8	26.195	23.073	27.045	25.561	1'41.874	217,3	21:28'18.630
9	31.841	24.908	30.566	30.088	1'57.403	195,3	21:30'16.033
10	29.234	28.101	34.490	29.677	2'01.502	176,2	21:32'17.535
11	26.187	23.104	26.841	21.741	1'37.873	<b>219,1</b>	21:33'55.408
12	<b>25.942</b>	22.932	27.075	21.762	1'37.711	<b>219,1</b>	21:35'33.119
13	25.973	<b>22.925</b>	27.064	21.755	1'37.717	217,7	21:37'10.836
14	26.077	22.936	<b>26.732</b>	<b>21.667</b>	<b>1'37.412</b>	218,2	21:38'48.248
15	26.302	23.227	27.054	23.766	1'40.349	217,3	21:40'28.597
16	30.363	27.951	38.423	23.728	2'00.465	185,2	21:42'29.062
17	34.510	32.785	39.115	28.621	2'15.031	158,4	21:44'44.093
18	29.105	31.459	54.781	30.047	2'25.392	79,8	21:47'09.485
Race Time 33'48.139							

67 A. DE GIACOMI (1'37.635)							
Lap	Seg.1	Seg.2	Seg.3	Seg.4	Lap Time	km/h	Local Time
1		23.985	27.610	22.425	1'51.519	216,9	21:15'12.865
2	26.624	23.323	27.386	22.398	1'39.731	217,3	21:16'52.596
3	29.068	42.034	43.489	28.462	2'23.053	114,9	21:19'15.649
4	33.841	28.758	31.510	25.069	1'59.178	174,2	21:21'14.827
5	31.183	29.583	34.249	29.867	2'04.882	169,8	21:23'19.709
6	26.276	23.129	26.922	<b>21.641</b>	1'37.968	218,6	21:24'57.677
7	26.043	23.115	27.035	21.696	1'37.889	217,7	21:26'35.566
8	26.216	23.540	27.206	25.473	1'42.435	218,2	21:28'18.001
9	29.505	25.807	31.737	30.296	1'57.345	169,0	21:30'15.346
10	28.664	28.370	34.579	30.243	2'01.856	172,8	21:32'17.202
11	26.124	<b>22.967</b>	26.985	21.723	1'37.799	219,1	21:33'55.001
12	26.043	23.082	26.922	21.653	1'37.700	219,1	21:35'32.701
13	<b>25.994</b>	23.022	26.842	21.777	<b>1'37.635</b>	217,7	21:37'10.336
14	26.048	23.088	<b>26.832</b>	21.675	1'37.643	218,2	21:38'47.979
15	26.875	23.254	27.177	24.394	1'41.700	<b>220,0</b>	21:40'29.679
16	29.560	28.183	38.697	23.742	2'00.182	190,1	21:42'29.861
17	34.280	32.709	39.838	27.729	2'14.556	150,8	21:44'44.417
18	29.289	31.662	55.292	29.292	2'25.535	76,5	21:47'09.952
Race Time 33'48.606							

75 A. GALLI (1'37.292)							
Lap	Seg.1	Seg.2	Seg.3				

ACI Racing Weekend Misano, 9-10 Maggio 2026

Chronological Analysis Race 1



Misano Circuit Sic 58 4.226 m

Start at 21:13'21.346

2	26.881	23.657	27.372	22.489	1'40.399	217,3	21:16'56.316
3	30.769	41.235	44.417	29.868	2'26.289	140,8	21:19'22.605
4	32.356	30.192	32.476	24.990	2'00.014	159,3	21:21'22.619
5	30.696	29.454	32.032	27.761	1'59.943	210,9	21:23'22.562
6	26.697	23.542	27.136	21.655	1'39.030	216,4	21:25'01.592
7	<b>25.795</b>	23.391	26.976	21.883	1'38.045	<b>219,1</b>	21:26'39.637
8	25.922	23.157	26.865	27.182	1'43.126	218,2	21:28'22.763
9	30.779	26.760	29.522	29.786	1'56.847	195,3	21:30'19.610
10	30.006	27.579	33.606	28.868	2'00.059	199,3	21:32'19.669
11	26.423	23.296	27.049	22.534	1'39.302	218,6	21:33'58.971
12	25.918	23.309	<b>26.761</b>	21.690	1'37.678	<b>219,1</b>	21:35'36.649
13	25.875	23.019	26.800	<b>21.598</b>	<b>1'37.292</b>	218,6	21:37'13.941
14	26.091	23.227	26.882	22.023	1'38.223	217,7	21:38'52.164
15	25.894	<b>23.015</b>	27.141	24.499	1'40.549	218,6	21:40'32.713
16	29.405	28.554	38.887	24.219	2'01.065	164,1	21:42'33.778
17	33.798	33.948	38.429	27.768	2'13.943	150,6	21:44'47.721
18	28.421	32.008	55.272	29.145	2'24.846	87,0	21:47'12.567

Race Time 33'51.221 + 3.000Pen

**80 L. MOWLE (1'38.466)**

Lap	Seg.1	Seg.2	Seg.3	Seg.4	Lap Time	km/h	Local Time
1		24.174	28.020	22.504	1'54.114	216,0	21:15'15.460
2	26.848	23.560	27.683	22.453	1'40.544	215,6	21:16'56.004
3	30.452	41.446	44.307	29.318	2'25.523	149,2	21:19'21.527
4	33.054	29.478	32.826	25.000	2'00.358	168,0	21:21'21.885
5	30.976	29.269	32.064	28.145	2'00.454	216,9	21:23'22.339
6	27.462	23.750	27.419	22.088	1'40.719	217,3	21:25'03.058
7	26.336	23.224	27.164	<b>22.050</b>	1'38.774	217,7	21:26'41.832
8	26.597	23.402	27.443	25.129	1'42.571	215,6	21:28'24.403
9	30.529	25.952	29.795	29.546	1'55.822	214,7	21:30'20.225
10	30.674	27.120	33.270	29.143	2'00.207	202,2	21:32'20.432
11	26.406	23.439	27.164	22.727	1'39.736	217,7	21:34'00.168
12	26.322	23.216	<b>26.991</b>	22.111	1'38.640	<b>220,0</b>	21:35'38.808
13	26.181	<b>23.035</b>	27.083	22.167	<b>1'38.466</b>	216,4	21:37'17.274
14	<b>26.136</b>	23.606	27.368	22.295	1'39.405	218,2	21:38'56.679
15	26.357	23.204	27.257	23.289	1'40.107	217,7	21:40'36.786
16	28.105	26.720	39.340	25.055	1'59.220	163,6	21:42'36.006
17	33.048	34.004	39.152	27.188	2'13.392	149,4	21:44'49.398
18	28.838	31.568	55.189	28.633	2'24.228	91,2	21:47'13.626

Race Time 33'52.280

**88 A. GIRONDI (1'37.522)**

Lap	Seg.1	Seg.2	Seg.3	Seg.4	Lap Time	km/h	Local Time
1		24.138	27.892	22.299	1'52.086	218,6	21:15'13.432
2	26.657	23.438	27.361	22.057	1'39.513	217,7	21:16'52.945
3	29.476	41.928	43.396	28.419	2'23.219	111,8	21:19'16.164
4	33.789	29.037	32.792	25.840	2'01.458	150,2	21:21'17.622
5	29.869	29.260	33.787	29.495	2'02.411	177,3	21:23'20.033
6	26.231	23.219	27.387	21.646	1'38.483	218,6	21:24'58.516
7	<b>25.849</b>	23.080	27.224	21.817	1'37.970	219,1	21:26'36.486
8	26.110	23.436	27.606	25.769	1'42.921	215,6	21:28'19.407
9	31.425	25.882	30.438	29.460	1'57.205	213,0	21:30'16.612
10	29.544	28.266	33.989	29.749	2'01.548	169,5	21:32'18.160
11	26.329	23.395	27.250	21.815	1'38.789	<b>219,5</b>	21:33'56.949
12	25.901	23.090	<b>26.963</b>	<b>21.568</b>	<b>1'37.522</b>	<b>219,5</b>	21:35'34.471
13	25.914	23.049	27.021	21.583	1'37.567	217,7	21:37'12.038
14	25.899	<b>23.023</b>	27.041	21.705	1'37.668	219,1	21:38'49.706
15	25.966	23.175	27.234	24.110	1'40.485	218,2	21:40'30.191
16	29.419	28.478	38.898	23.485	2'00.280	194,9	21:42'30.471
17	34.098	32.792	40.469	26.929	2'14.288	153,6	21:44'44.759
18	29.232	31.744	55.521	28.885	2'25.382	77,4	21:47'10.141

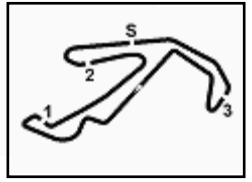
Race Time 33'48.795



**ACI Racing Weekend Misano, 9-10 Maggio 2026**

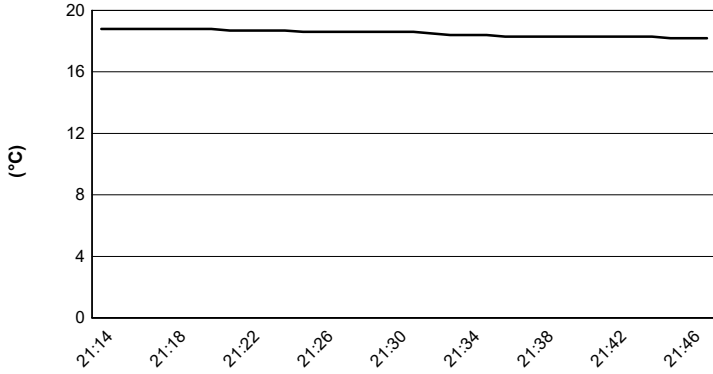
**Weather Report Race 1**

Session started 21:14 - Session ended 21:48

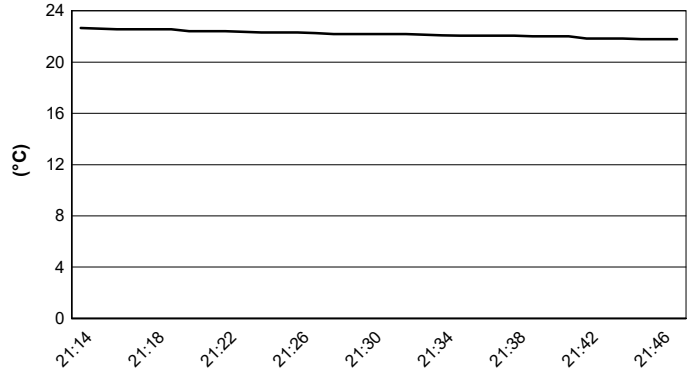


Misano Circuit Sic 58 4.226 m

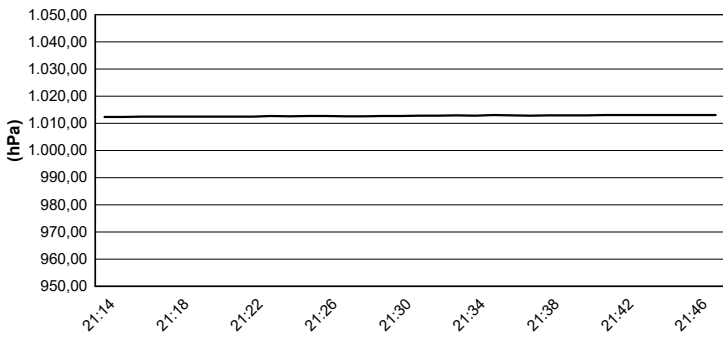
**Air Temperature**



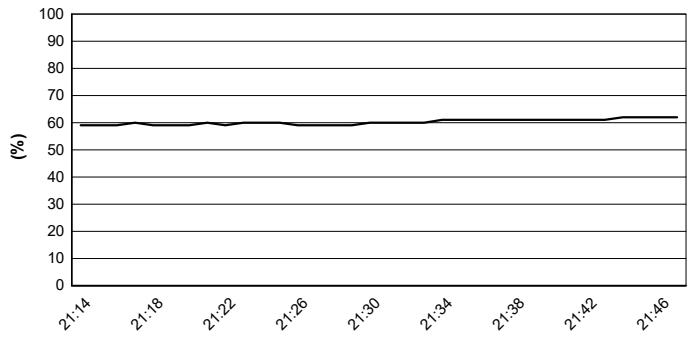
**Track Temperature**



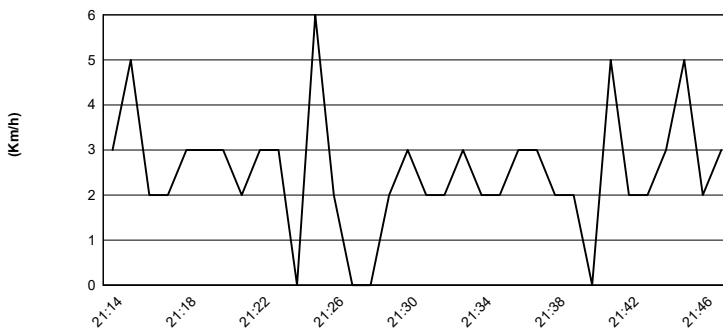
**Air Pressure**



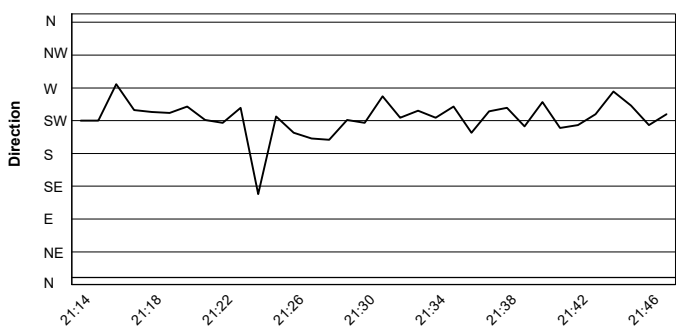
**Humidity**

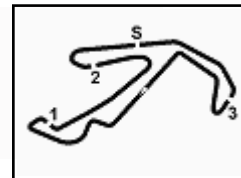


**Wind Speed**



**Wind Direction**





Misano Circuit Sic 58 4.226 m

**ACI Racing Weekend Misano, 9-10 Maggio 2026**

**Starting Grid - Race 1 (Duration: 30' +1 Lap)**

80	<b>MOWLE L.</b> BeDriver	Porsche 1'37.750	54	<b>STEFANELLI S.</b> Malucelli Motorsport Esseracin	Porsche 1'36.418	16
56	<b>BRUSA C.</b> Prima Ghinzani Motorsport	Porsche 1'36.368	50	<b>FENICI F.</b> The Driving Experiences	Porsche 1'36.107	15
88	<b>GIRONDI A.</b> Enrico Fulgenzi Racing	Porsche 1'36.078	75	<b>GALLI A.</b> Ebimotors	Porsche 1'35.733	14
30	<b>GAILLARD K.</b> Ombra Racing	Porsche 1'35.693	67	<b>DE GIACOMI A.</b> Ebimotors	Porsche 1'35.640	13
25	<b>CHELI L.</b> Dinamic Motorsport	Porsche 1'35.604	5	<b>TAYLOR N.</b> PMA Motorsport	Porsche 1'35.554	12
17	<b>BERTA B.</b> Malucelli Motorsport Esseracin	Porsche 1'35.493	4	<b>DE PRENTER P.</b> The Driving Experiences	Porsche 1'35.373	11
12	<b>MARTINEZ L.</b> Ombra Racing	Porsche 1'35.356	11	<b>UGRAN F.</b> Ombra Racing	Porsche 1'35.306	10
18	<b>MEZZETTI W.</b> Dinamic Motorsport	Porsche 1'35.292	6	<b>TAYLOR Z.</b> PMA Motorsport	Porsche 1'35.238	9
19	<b>D'AMICO A.</b> Dinamic Motorsport	Porsche 1'35.193	33	<b>SCHAAP N.</b> Ombra Racing	Porsche 1'35.033	8
24	<b>FANT F.</b> Target	Porsche 1'34.973	21	<b>BERTONELLI D.</b> BeDriver	Porsche 1'34.958	7
32	<b>QUARESMINI G.</b> Prima Ghinzani Motorsport	Porsche 1'34.941	28	<b>AMATI G.</b> Prima Ghinzani Motorsport	Porsche 1'34.799	6
3	<b>CERQUI A.</b> Ebimotors	Porsche 1'34.793	10	<b>ZENDELI L.</b> BeDriver	Porsche 1'34.780	5
14	<b>VAN SOELEN S.</b> Target	Porsche 1'34.672	22	<b>QUINTIERI E.</b> Omnia Motorsport	Porsche 1'34.650	4
31	<b>BERTUCA C.</b> Omnia Motorsport	Porsche 1'34.593	7	<b>BUTTI M.</b> The Driving Experiences	Porsche 1'34.551	3
20	<b>HAUGHTON H.</b> Enrico Fulgenzi Racing	Porsche 1'34.538	15	<b>FESTANTE A.</b> Target	Porsche 1'34.407	2
8	<b>DELLI GUANTI P.</b> Team Q8 Hi-Perform	Porsche 1'34.392	35	<b>BRISTOT A.</b> Dinamic Motorsport	Porsche 1'34.322	1

