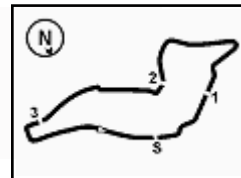


**ACI Racing Weekend Imola, 25-26 Aprile 2026**

**Classifica Race 1**

Laps 13 = 63,817 km - Avg 142,833 km/h - Race Time 26'48.462



Imola Circuit 4.909 m

No.	Driver	Nat	Entrant	Team	Car	Class	Laps	Time	Gap	Rel.	Fastest Lap	
1	<b>32 QUARESMINI</b> Gianmarco	ITA	Prima Ghinzani Motorsport	Prima Ghinzani Motorsport	Porsche 911 GT3 CUP 9		13	26'48.462		9	1'43.892	
2	<b>8 DELLI GUANTI</b> Pietro	ITA	Team Q8 Hi-Perform	Team Q8 Hi-Perform	Porsche 911 GT3 CUP 9		13	26'50.496	<b>2.034</b>	<b>2.034</b>	9	1'43.881
3	<b>35 BRISTOT</b> Andrea	ITA	Dinamic Motorsport	Dinamic Motorsport	Porsche 911 GT3 CUP 9	R	13	26'50.998	<b>2.536</b>	<b>0.502</b>	12	1'43.930
4P	<b>14 VAN SOELEN</b> Senna	NLD	Target	Target	Porsche 911 GT3 CUP 9	R	13	26'51.164	<b>2.702</b>	<b>0.166</b>	12	<b>1'43.816</b>
5	<b>21 BERTONELLI</b> Diego	ITA	BeDriver	BeDriver	Porsche 911 GT3 CUP 9		13	26'52.613	<b>4.151</b>	<b>1.449</b>	9	1'44.087
6P	<b>10 ZENDELI</b> Lirim	DEU	BeDriver	BeDriver	Porsche 911 GT3 CUP 9		13	26'55.066	<b>6.604</b>	<b>2.453</b>	8	1'44.112
7	<b>20 HAUGHTON</b> Harley	GBR	Enrico Fulgenzi Racing	Enrico Fulgenzi Racing	Porsche 911 GT3 CUP 9	R	13	26'58.128	<b>9.666</b>	<b>3.062</b>	12	1'44.525
8	<b>31 BERTUCA</b> Cristian	ITA	Omnia Motorsport	Omnia Motorsport	Porsche 911 GT3 CUP 9	R	13	26'58.776	<b>10.314</b>	<b>0.648</b>	10	1'44.532
9	<b>7 BUTTI</b> Marco	ITA	The Driving Experiences	The Driving Experiences	Porsche 911 GT3 CUP 9	R	13	26'59.723	<b>11.261</b>	<b>0.947</b>	12	1'44.542
10	<b>28 AMATI</b> Giorgio	ITA	Prima Ghinzani Motorsport	Prima Ghinzani Motorsport	Porsche 911 GT3 CUP 9		13	27'02.414	<b>13.952</b>	<b>2.691</b>	8	1'44.208
11	<b>22 QUINTIERI</b> Ermanno	ITA	Omnia Motorsport	Omnia Motorsport	Porsche 911 GT3 CUP 9	R	13	27'04.221	<b>15.759</b>	<b>1.807</b>	8	1'44.928
12	<b>12 MARTINEZ</b> Luciano	ARG	Ombra Racing	Ombra Racing	Porsche 911 GT3 CUP 9		13	27'07.344	<b>18.882</b>	<b>3.123</b>	8	1'44.814
13	<b>56 BRUSA</b> Cesare	ITA	Prima Ghinzani Motorsport	Prima Ghinzani Motorsport	Porsche 911 GT3 CUP 9	MC	13	27'11.189	<b>22.727</b>	<b>3.845</b>	10	1'45.188
14	<b>25 CHELI</b> Lorenzo	SMR	Dinamic Motorsport	Dinamic Motorsport	Porsche 911 GT3 CUP 9		13	27'11.367	<b>22.905</b>	<b>0.178</b>	11	1'45.323
15	<b>19 D'AMICO</b> Andrea	ITA	Dinamic Motorsport	Dinamic Motorsport	Porsche 911 GT3 CUP 9	R	13	27'12.340	<b>23.878</b>	<b>0.973</b>	10	1'45.254
16	<b>17 BERTA</b> Benjamin	HUN	Malucelli Motorsport	Malucelli Motorsport Esseracing	Porsche 911 GT3 CUP 9	R	13	27'12.799	<b>24.337</b>	<b>0.459</b>	11	1'45.667
17	<b>54 STEFANELLI</b> Stefano	ITA	Malucelli Motorsport	Malucelli Motorsport Esseracing	Porsche 911 GT3 CUP 9	MC	13	27'15.543	<b>27.081</b>	<b>2.744</b>	11	1'45.921
18	<b>51 GNEMMI</b> Paolo	ITA	Ebimotors	Ebimotors	Porsche 911 GT3 CUP 9	MC	13	27'17.289	<b>28.827</b>	<b>1.746</b>	8	1'45.939
19	<b>67 DE GIACOMI</b> Alex	ITA	Ebimotors	Ebimotors	Porsche 911 GT3 CUP 9	MC	13	27'17.399	<b>28.937</b>	<b>0.110</b>	13	1'45.278
20P	<b>88 GIRONDI</b> Andrea	ITA	Enrico Fulgenzi Racing	Enrico Fulgenzi Racing	Porsche 911 GT3 CUP 9	MC	13	27'19.407	<b>30.945</b>	<b>2.008</b>	11	1'45.522
21P	<b>4 DE PRENTER</b> Paul	NLD	The Driving Experiences	The Driving Experiences	Porsche 911 GT3 CUP 9	R	13	27'21.259	<b>32.797</b>	<b>1.852</b>	8	1'45.417
22	<b>11 VOISIN</b> Callum	GBR	Ombra Racing	Ombra Racing	Porsche 911 GT3 CUP 9	R	13	27'25.734	<b>37.272</b>	<b>4.475</b>	11	1'44.083
23	<b>50 FENICI</b> Francesco Maria	ITA	The Driving Experiences	The Driving Experiences	Porsche 911 GT3 CUP 9	MC	13	27'26.560	<b>38.098</b>	<b>0.826</b>	9	1'46.538
24	<b>75 GALLI</b> Andrea	ITA	Ebimotors	Ebimotors	Porsche 911 GT3 CUP 9	MC	13	27'35.558	<b>47.096</b>	<b>8.998</b>	12	1'47.057
25	<b>80 CHIRIGUT</b> Horia-Traian	MEX	BeDriver	BeDriver	Porsche 911 GT3 CUP 9	MC	13	27'47.234	<b>58.772</b>	<b>11.676</b>	8	1'47.869
26	<b>24 FANT</b> Filippo	ITA	Target	Target	Porsche 911 GT3 CUP 9		9	20'01.443	<b>4 Laps</b>	<b>4 Laps</b>	8	1'45.004

**Not Classified**

RET	<b>30 GAILLARD</b> Karen	CHE	Ombra Racing	Ombra Racing	Porsche 911 GT3 CUP 9	R	0				
RET	<b>33 SCHAAP</b> Nathan	NLD	Ombra Racing	Ombra Racing	Porsche 911 GT3 CUP 9		0				
RET	<b>18 MEZZETTI</b> William	ITA	Dinamic Motorsport	Dinamic Motorsport	Porsche 911 GT3 CUP 9		0				
RET	<b>3 CERQUI</b> Alberto	ITA	Ebimotors	Ebimotors	Porsche 911 GT3 CUP 9		0				
RET	<b>15 FESTANTE</b> Aldo	ITA	Target	Target	Porsche 911 GT3 CUP 9		0				

Starting: 31 Classified: 26 Not Classified: 0 Retired: 5 Not Started: 0

Fastest Lap N. 12 No. 14 Senna van Soelen Time 1'43.816 Avg. 170,228 Km/h

Humidity:	39%	Air	25°C
Condition:	DRY	Track	41°C

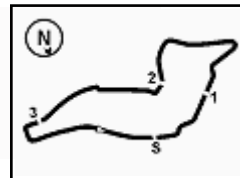
**Penalty and Infraction**

17.38	<b>7 M. BUTTI</b>	#7 Lap Deleted (1'47.242) - Exceeded Track Limits T14
17.39	<b>14 S. VAN SOELEN</b>	#14 Time Penalty 5 sec - Stewards dec. n. 6
17.40	<b>11 C. VOISIN</b>	#11 Drive Through Penalty - Stewards dec. n. 8
17.40	<b>28 G. AMATI</b>	#28 Lap Deleted (1'45.263) - Exceeded Track Limits T14
17.40	<b>11 C. VOISIN</b>	#11 Lap Deleted (1'45.432) - Exceeded Track Limits T14
17.41	<b>7 M. BUTTI</b>	#7 Lap Deleted (1'45.580) - Exceeded Track Limits T14
17.41	<b>88 A. GIRONDI</b>	#88 Lap Deleted (1'46.506) - Exceeded Track Limits T14
17.41	<b>80 H. CHIRIGUT</b>	#80 Lap Deleted (1'48.352) - Exceeded Track Limits T14
17.41	<b>10 L. ZENDELI</b>	#10 Lap Deleted (1'44.364) - Exceeded Track Limits T14
17.42	<b>20 H. HAUGHTON</b>	#20 Lap Deleted (1'47.134) - Exceeded Track Limits T15
17.42	<b>31 C. BERTUCA</b>	#31 Lap Deleted (1'46.892) - Exceeded Track Limits T15
17.43	<b>10 L. ZENDELI</b>	#10 Time Penalty 5 sec - Stewards dec. n. 7
17.45	<b>4 P. DE PRENTER</b>	#4 Lap Deleted (1'45.777) - Exceeded Track Limits T14
17.45	<b>88 A. GIRONDI</b>	#88 Lap Deleted (1'47.966) - Exceeded Track Limits T14
17.46	<b>8 P. DELLI GUANTI</b>	#8 Lap Deleted (1'44.430) - Exceeded Track Limits T14
17.48	<b>8 P. DELLI GUANTI</b>	#8 Lap Deleted (1'44.189) - Exceeded Track Limits T14
17.48	<b>21 D. BERTONELLI</b>	#21 Lap Deleted (1'44.674) - Exceeded Track Limits T14
17.50	<b>31 C. BERTUCA</b>	#31 Lap Deleted (1'44.370) - Exceeded Track Limits T14
17.52	<b>11 C. VOISIN</b>	#11 Lap Deleted (1'44.255) - Exceeded Track Limits T14
20.11	<b>4 P. DE PRENTER</b>	#4 Time Penalty 10 sec - Stewards dec. n. 9
20.11	<b>88 A. GIRONDI</b>	#88 Time Penalty 5 sec - Stewards dec. n. 10

Stewards : Ronny Guarini Ivan Lambiasi Marino Tassinari

Start 17:25 End 17:54





Imola Circuit 4.909 m

## ACI Racing Weekend Imola, 25-26 Aprile 2026

### Classifica di Classe Race 1

#### Michelin Cup

Laps 13 = 63,817 km - Avg 140,843 km/h - Race Time 27'11.189

No.	Driver	Nat	Entrant	Team	Car	Laps	Time	Gap	Rel.	Fastest Lap
1	<b>56 BRUSA</b> Cesare	ITA	Prima Ghinzani Motorsport	Prima Ghinzani Motorsport	Porsche 911 GT3 CUP 9	13	27'11.189		10	<b>1'45.188</b>
2	<b>54 STEFANELLI</b> Stefano	ITA	Malucelli Motorsport	Malucelli Motorsport Esseracing	Porsche 911 GT3 CUP 9	13	27'15.543	<b>4.354</b>	<b>4.354</b>	11 1'45.921
3	<b>51 GNEMMI</b> Paolo	ITA	Ebimotors	Ebimotors	Porsche 911 GT3 CUP 9	13	27'17.289	<b>6.100</b>	<b>1.746</b>	8 1'45.939
4	<b>67 DE GIACOMI</b> Alex	ITA	Ebimotors	Ebimotors	Porsche 911 GT3 CUP 9	13	27'17.399	<b>6.210</b>	<b>0.110</b>	13 1'45.278
5P	<b>88 GIRONDI</b> Andrea	ITA	Enrico Fulgenzi Racing	Enrico Fulgenzi Racing	Porsche 911 GT3 CUP 9	13	27'19.407	<b>8.218</b>	<b>2.008</b>	11 1'45.522
6	<b>50 FENICI</b> Francesco Maria	ITA	The Driving Experiences	The Driving Experiences	Porsche 911 GT3 CUP 9	13	27'26.560	<b>15.371</b>	<b>7.153</b>	9 1'46.538
7	<b>75 GALLI</b> Andrea	ITA	Ebimotors	Ebimotors	Porsche 911 GT3 CUP 9	13	27'35.558	<b>24.369</b>	<b>8.998</b>	12 1'47.057
8	<b>80 CHIRIGUT</b> Horia-Traian	MEX	BeDriver	BeDriver	Porsche 911 GT3 CUP 9	13	27'47.234	<b>36.045</b>	<b>11.676</b>	8 1'47.869

Starting: 8 Classified: 8 Not Classified: 0 Retired: 0 Not Started: 0

Fastest Lap N. 10 No. 56 Cesare Brusa Time 1'45.188 Avg. 168,008 Km/h

#### Rookie

Laps 13 = 63,817 km - Avg 142,608 km/h - Race Time 26'50.998

No.	Driver	Nat	Entrant	Team	Car	Laps	Time	Gap	Rel.	Fastest Lap
1	<b>35 BRISTOT</b> Andrea	ITA	Dinamic Motorsport	Dinamic Motorsport	Porsche 911 GT3 CUP 9	13	26'50.998		12	1'43.930
2P	<b>14 VAN SOELEN</b> Senna	NLD	Target	Target	Porsche 911 GT3 CUP 9	13	26'51.164	<b>0.166</b>	<b>0.166</b>	12 <b>1'43.816</b>
3	<b>20 HAUGHTON</b> Harley	GBR	Enrico Fulgenzi Racing	Enrico Fulgenzi Racing	Porsche 911 GT3 CUP 9	13	26'58.128	<b>7.130</b>	<b>6.964</b>	12 1'44.525
4	<b>31 BERTUCA</b> Cristian	ITA	Omnia Motorsport	Omnia Motorsport	Porsche 911 GT3 CUP 9	13	26'58.776	<b>7.778</b>	<b>0.648</b>	10 1'44.532
5	<b>7 BUTTI</b> Marco	ITA	The Driving Experiences	The Driving Experiences	Porsche 911 GT3 CUP 9	13	26'59.723	<b>8.725</b>	<b>0.947</b>	12 1'44.542
6	<b>22 QUINTIERI</b> Ermanno	ITA	Omnia Motorsport	Omnia Motorsport	Porsche 911 GT3 CUP 9	13	27'04.221	<b>13.223</b>	<b>4.498</b>	8 1'44.928
7	<b>19 D'AMICO</b> Andrea	ITA	Dinamic Motorsport	Dinamic Motorsport	Porsche 911 GT3 CUP 9	13	27'12.340	<b>21.342</b>	<b>8.119</b>	10 1'45.254
8	<b>17 BERTA</b> Benjamin	HUN	Malucelli Motorsport	Malucelli Motorsport Esseracing	Porsche 911 GT3 CUP 9	13	27'12.799	<b>21.801</b>	<b>0.459</b>	11 1'45.667
9P	<b>4 DE PRENTER</b> Paul	NLD	The Driving Experiences	The Driving Experiences	Porsche 911 GT3 CUP 9	13	27'21.259	<b>30.261</b>	<b>8.460</b>	8 1'45.417
10	<b>11 VOISIN</b> Callum	GBR	Ombra Racing	Ombra Racing	Porsche 911 GT3 CUP 9	13	27'25.734	<b>34.736</b>	<b>4.475</b>	11 1'44.083
----- Not Classified -----										
RET	<b>30 GAILLARD</b> Karen	CHE	Ombra Racing	Ombra Racing	Porsche 911 GT3 CUP 9	0				

Starting: 11 Classified: 10 Not Classified: 0 Retired: 1 Not Started: 0

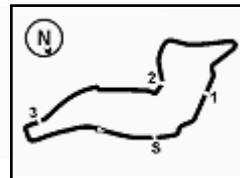
Fastest Lap N. 12 No. 14 Senna van Soelen Time 1'43.816 Avg. 170,228 Km/h

Humidity:	39%	Air	25°C
Condition:	DRY	Track	41°C

Stewards : Ronny Guarini Ivan Lambiasi Marino Tassinari

25/04/2026 Start 17:25 End 17:54





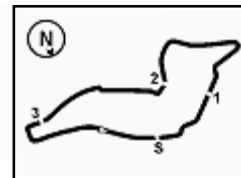
Imola Circuit 4.909 m

	Lap												
	1	2	3	4	5	6	7	8	9	10	11	12	13
1	14	14	14	14	14	14	14	14	14	14	14	14	14
2	32	32	32	32	32	32	32	32	32	32	32	32	32
3	8	8	8	10	10	10	10	10	10	10	10	10	10
4	10	10	10	8	35	8	8	8	8	8	8	8	8
5	35	35	35	35	8	35	35	35	35	35	35	35	35
6	21	21	21	21	21	21	21	21	21	21	21	21	21
7	28	28	28	28	28	28	11	20	20	20	20	20	20
8	20	20	20	20	20	20	7	31	31	31	31	31	31
9	11	11	11	11	11	11	7	31	7	7	7	7	7
10	31	31	31	31	31	31	24	24	22	28	28	28	28
11	24	24	24	24	24	7	24	22	22	28	22	22	22
12	7	7	7	7	7	24	22	12	12	12	12	12	12
13	22	22	22	22	22	22	12	28	28	4	4	4	56
14	4	4	4	4	4	4	28	4	4	19	19	19	4
15	12	12	12	12	12	12	4	19	19	56	56	56	25
16	56	56	56	56	56	56	19	56	56	25	25	25	19
17	25	25	25	25	19	19	56	88	25	17	17	17	17
18	19	19	19	19	25	25	25	25	17	88	88	88	88
19	88	88	88	88	88	88	88	17	88	54	54	54	54
20	54	54	54	54	17	17	17	54	54	51	51	51	51
21	17	17	17	17	54	54	54	51	51	67	67	67	67
22	80	80	80	80	80	51	51	50	50	50	50	50	11
23	51	51	51	51	51	80	50	67	67	80	80	11	50
24	50	50	50	50	50	50	67	11	80	11	11	80	75
25	67	67	67	67	67	67	80	80	75	75	75	75	80
26	75	75	75	75	75	75	75	11					

Final Result		
1	<b>32</b> QUARESMINI G.	Laps 13
2	<b>8</b> DELLI GUANTI P.	2.034
3	<b>35</b> BRISTOT A.	2.536
4	<b>14</b> VAN SOELEN S. (P)	2.702
5	<b>21</b> BERTONELLI D.	4.151
6	<b>10</b> ZENDELI L. (P)	6.604
7	<b>20</b> HAUGHTON H.	9.666
8	<b>31</b> BERTUCA C.	10.314
9	<b>7</b> BUTTI M.	11.261
10	<b>28</b> AMATI G.	13.952
11	<b>22</b> QUINTIERI E.	15.759
12	<b>12</b> MARTINEZ L.	18.882
13	<b>56</b> BRUSA C.	22.727
14	<b>25</b> CHELI L.	22.905
15	<b>19</b> D'AMICO A.	23.878
16	<b>17</b> BERTA B.	24.337
17	<b>54</b> STEFANELLI S.	27.081
18	<b>51</b> GNEMMI P.	28.827
19	<b>67</b> DE GIACOMI A.	28.937
20	<b>88</b> GIRONDI A. (P)	30.945
21	<b>4</b> DE PRENTER P. (P)	32.797
22	<b>11</b> VOISIN C.	37.272
23	<b>50</b> FENICI F.	38.098
24	<b>75</b> GALLI A.	47.096
25	<b>80</b> CHIRIGUT H.	58.772
26	<b>24</b> FANT F.	4 Laps
RET	<b>15</b> FESTANTE A.	
RET	<b>30</b> GAILLARD K.	
RET	<b>33</b> SCHAAP N.	
RET	<b>18</b> MEZZETTI W.	
RET	<b>3</b> CERQUI A.	



ACI Racing Weekend Imola, 25-26 Aprile 2026  
Best Sectors & Speed Race 1



Imola Circuit 4.909 m

RESULTS

1	32	QUARESMINI Gianmarco	Porsche 911 GT3 CUP 992	Laps 13
2	8	DELLI GUANTI Pietro	Porsche 911 GT3 CUP 992	2.034
3	35	BRISTOT Andrea	Porsche 911 GT3 CUP 992	2.536
4	14	VAN SOELEN Senna	Porsche 911 GT3 CUP 992	2.702
5	21	BERTONELLI Diego	Porsche 911 GT3 CUP 992	4.151
6	10	ZENDELI Lirim	Porsche 911 GT3 CUP 992	6.604
7	20	HAUGHTON Harley	Porsche 911 GT3 CUP 992	9.666
8	31	BERTUCA Cristian	Porsche 911 GT3 CUP 992	10.314
9	7	BUTTI Marco	Porsche 911 GT3 CUP 992	11.261
10	28	AMATI Giorgio	Porsche 911 GT3 CUP 992	13.952
11	22	QUINTIERI Ermanno	Porsche 911 GT3 CUP 992	15.759
12	12	MARTINEZ Luciano	Porsche 911 GT3 CUP 992	18.882
13	56	BRUSA Cesare	Porsche 911 GT3 CUP 992	22.727
14	25	CHELI Lorenzo	Porsche 911 GT3 CUP 992	22.905
15	19	D'AMICO Andrea	Porsche 911 GT3 CUP 992	23.878
16	17	BERTA Benjamin	Porsche 911 GT3 CUP 992	24.337
17	54	STEFANELLI Stefano	Porsche 911 GT3 CUP 992	27.081
18	51	GNEMMI Paolo	Porsche 911 GT3 CUP 992	28.827
19	67	DE GIACOMI Alex	Porsche 911 GT3 CUP 992	28.937
20	88	GIRONDI Andrea	Porsche 911 GT3 CUP 992	30.945
21	4	DE PRENTER Paul	Porsche 911 GT3 CUP 992	32.797
22	11	VOISIN Callum	Porsche 911 GT3 CUP 992	37.272
23	50	FENICI Francesco Maria	Porsche 911 GT3 CUP 992	38.098
24	75	GALLI Andrea	Porsche 911 GT3 CUP 992	47.096
25	80	CHIRIGUT Horia-Traian	Porsche 911 GT3 CUP 992	58.772
26	24	FANT Filippo	Porsche 911 GT3 CUP 992	4 Laps
RET	3	CERQUI Alberto	Porsche 911 GT3 CUP 992	
RET	15	FESTANTE Aldo	Porsche 911 GT3 CUP 992	
RET	18	MEZZETTI William	Porsche 911 GT3 CUP 992	
RET	30	GAILLARD Karen	Porsche 911 GT3 CUP 992	
RET	33	SCHAAP Nathan	Porsche 911 GT3 CUP 992	

SPEED

1	28	AMATI Giorgio	Porsche 911 GT3 CUP 992	276,9
2	12	MARTINEZ Luciano	Porsche 911 GT3 CUP 992	276,9
3	8	DELLI GUANTI Pietro	Porsche 911 GT3 CUP 992	275,5
4	11	VOISIN Callum	Porsche 911 GT3 CUP 992	275,5
5	19	D'AMICO Andrea	Porsche 911 GT3 CUP 992	275,5
6	20	HAUGHTON Harley	Porsche 911 GT3 CUP 992	275,5
7	22	QUINTIERI Ermanno	Porsche 911 GT3 CUP 992	275,5
8	50	FENICI Francesco Maria	Porsche 911 GT3 CUP 992	275,5
9	80	CHIRIGUT Horia-Traian	Porsche 911 GT3 CUP 992	274,1
10	17	BERTA Benjamin	Porsche 911 GT3 CUP 992	274,1
11	31	BERTUCA Cristian	Porsche 911 GT3 CUP 992	274,1
12	51	GNEMMI Paolo	Porsche 911 GT3 CUP 992	274,1
13	56	BRUSA Cesare	Porsche 911 GT3 CUP 992	274,1
14	67	DE GIACOMI Alex	Porsche 911 GT3 CUP 992	274,1
15	75	GALLI Andrea	Porsche 911 GT3 CUP 992	274,1
16	25	CHELI Lorenzo	Porsche 911 GT3 CUP 992	273,4
17	21	BERTONELLI Diego	Porsche 911 GT3 CUP 992	273,4
18	32	QUARESMINI Gianmarco	Porsche 911 GT3 CUP 992	272,7
19	35	BRISTOT Andrea	Porsche 911 GT3 CUP 992	272,7
20	88	GIRONDI Andrea	Porsche 911 GT3 CUP 992	272,7
21	7	BUTTI Marco	Porsche 911 GT3 CUP 992	272,0
22	10	ZENDELI Lirim	Porsche 911 GT3 CUP 992	271,4
23	24	FANT Filippo	Porsche 911 GT3 CUP 992	271,4
24	54	STEFANELLI Stefano	Porsche 911 GT3 CUP 992	271,4
25	4	DE PRENTER Paul	Porsche 911 GT3 CUP 992	270,0
26	14	VAN SOELEN Senna	Porsche 911 GT3 CUP 992	269,3
27	33	SCHAAP Nathan	Porsche 911 GT3 CUP 992	203,0
28	3	CERQUI Alberto	Porsche 911 GT3 CUP 992	197,8
29	15	FESTANTE Aldo	Porsche 911 GT3 CUP 992	191,8

SEG. 1

1	11	VOISIN Callum	21.481
2	21	BERTONELLI Diego	21.548
3	35	BRISTOT Andrea	21.585
4	8	DELLI GUANTI Pietro	21.589
5	14	VAN SOELEN Senna	21.595
6	32	QUARESMINI Gianmarco	21.615
7	10	ZENDELI Lirim	21.638
8	24	FANT Filippo	21.644
9	31	BERTUCA Cristian	21.644
10	28	AMATI Giorgio	21.720
11	4	DE PRENTER Paul	21.733
12	20	HAUGHTON Harley	21.752
13	7	BUTTI Marco	21.762
14	22	QUINTIERI Ermanno	21.829
15	25	CHELI Lorenzo	21.834
16	12	MARTINEZ Luciano	21.845
17	67	DE GIACOMI Alex	21.897
18	56	BRUSA Cesare	21.898
19	17	BERTA Benjamin	21.907
20	19	D'AMICO Andrea	21.920
21	88	GIRONDI Andrea	21.945
22	51	GNEMMI Paolo	22.015
23	54	STEFANELLI Stefano	22.109
24	50	FENICI Francesco Maria	22.241
25	80	CHIRIGUT Horia-Traian	22.294
26	75	GALLI Andrea	22.295
27	15	FESTANTE Aldo	26.827
28	3	CERQUI Alberto	27.242
29	33	SCHAAP Nathan	27.371

SEG. 2

1	14	VAN SOELEN Senna	34.120
2	8	DELLI GUANTI Pietro	34.199
3	35	BRISTOT Andrea	34.252
4	10	ZENDELI Lirim	34.254
5	32	QUARESMINI Gianmarco	34.279
6	21	BERTONELLI Diego	34.326
7	11	VOISIN Callum	34.338
8	7	BUTTI Marco	34.341
9	28	AMATI Giorgio	34.413
10	25	CHELI Lorenzo	34.498
11	12	MARTINEZ Luciano	34.502
12	24	FANT Filippo	34.505
13	20	HAUGHTON Harley	34.517
14	31	BERTUCA Cristian	34.610
15	19	D'AMICO Andrea	34.627
16	88	GIRONDI Andrea	34.642
17	67	DE GIACOMI Alex	34.703
18	4	DE PRENTER Paul	34.713
19	22	QUINTIERI Ermanno	34.721
20	17	BERTA Benjamin	34.735
21	56	BRUSA Cesare	34.746
22	54	STEFANELLI Stefano	34.864
23	51	GNEMMI Paolo	34.947
24	75	GALLI Andrea	35.012
25	50	FENICI Francesco Maria	35.120
26	80	CHIRIGUT Horia-Traian	35.339
27	15	FESTANTE Aldo	35.572
28	3	CERQUI Alberto	35.680
29	33	SCHAAP Nathan	35.733

SEG. 3

1	32	QUARESMINI Gianmarco	29.170
2	14	VAN SOELEN Senna	29.180
3	31	BERTUCA Cristian	29.199
4	28	AMATI Giorgio	29.252
5	10	ZENDELI Lirim	29.274
6	35	BRISTOT Andrea	29.286
7	8	DELLI GUANTI Pietro	29.296
8	20	HAUGHTON Harley	29.319
9	21	BERTONELLI Diego	29.337
10	11	VOISIN Callum	29.368
11	22	QUINTIERI Ermanno	29.416
12	7	BUTTI Marco	29.461
13	12	MARTINEZ Luciano	29.508
14	19	D'AMICO Andrea	29.558
15	24	FANT Filippo	29.598
16	4	DE PRENTER Paul	29.623
17	56	BRUSA Cesare	29.678
18	25	CHELI Lorenzo	29.682
19	67	DE GIACOMI Alex	29.797
20	88	GIRONDI Andrea	29.814
21	54	STEFANELLI Stefano	29.898
22	51	GNEMMI Paolo	29.921
23	17	BERTA Benjamin	29.940
24	50	FENICI Francesco Maria	30.131
25	75	GALLI Andrea	30.135
26	80	CHIRIGUT Horia-Traian	30.623

SEG. 4

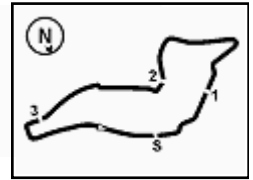
1	35	BRISTOT Andrea	18.705
2	21	BERTONELLI Diego	18.706
3	14	VAN SOELEN Senna	18.720
4	28	AMATI Giorgio	18.733
5	32	QUARESMINI Gianmarco	18.744
6	7	BUTTI Marco	18.759
7	11	VOISIN Callum	18.760
8	56	BRUSA Cesare	18.771
9	8	DELLI GUANTI Pietro	18.773
10	31	BERTUCA Cristian	18.773
11	10	ZENDELI Lirim	18.784
12	19	D'AMICO Andrea	18.796
13	17	BERTA Benjamin	18.803
14	20	HAUGHTON Harley	18.863
15	4	DE PRENTER Paul	18.865
16	12	MARTINEZ Luciano	18.867
17	67	DE GIACOMI Alex	18.877
18	22	QUINTIERI Ermanno	18.886
19	51	GNEMMI Paolo	18.924
20	54	STEFANELLI Stefano	18.925
21	24	FANT Filippo	18.926
22	50	FENICI Francesco Maria	18.984
23	25	CHELI Lorenzo	19.000
24	88	GIRONDI Andrea	19.021
25	80	CHIRIGUT Horia-Traian	19.074
26	75	GALLI Andrea	19.106



ACI Racing Weekend Imola, 25-26 Aprile 2026

Analisi Tempi Race 1

Start at 17:24'59.768



Imola Circuit 4.909 m

1 / 4

1° 24 F. FANT (1'45.004)							
Lap	Seg.1	Seg.2	Seg.3	Seg.4	Lap Time	km/h	Local Time
1		35.979	33.176	23.752	2'00.829	204,9	17:27'00.597
2	37.686	1'09.644	1'07.314	33.509	3'28.153	167,7	17:30'28.750
3	45.703	53.161	50.972	29.202	2'59.038	86,0	17:33'27.788
4	35.555	46.048	53.072	28.259	2'42.934	132,0	17:36'10.722
5	22.616	35.333	30.199	19.221	1'47.369	266,0	17:37'58.091
6	22.900	34.733	<b>29.598</b>	19.148	1'46.379	265,4	17:39'44.470
7	22.227	34.616	30.114	<b>18.926</b>	1'45.883	<b>271,4</b>	17:41'30.353
8	<b>21.644</b>	34.699	29.723	18.938	<b>1'45.004</b>	<b>271,4</b>	17:43'15.357
9	22.054	34.807	29.972	19.021	1'45.854	<b>271,4</b>	17:45'01.211
Race Time 20'01.443							

2° 32 G. QUARESMINI (1'43.892)							
Lap	Seg.1	Seg.2	Seg.3	Seg.4	Lap Time	km/h	Local Time
1		35.110	29.735	20.233	1'50.278	179,7	17:26'50.046
2	41.456	1'07.648	1'07.216	34.883	3'31.203	164,4	17:30'21.249
3	45.780	53.182	51.986	27.555	2'58.503	96,2	17:33'19.752
4	35.964	47.508	54.578	30.727	2'48.777	140,4	17:36'08.529
5	22.494	34.860	29.566	18.957	1'45.877	262,8	17:37'54.406
6	21.892	34.403	29.309	18.888	1'44.492	271,4	17:39'38.898
7	21.743	34.414	29.339	18.764	1'44.260	270,7	17:41'23.158
8	21.687	34.333	29.288	18.815	1'44.123	271,4	17:43'07.281
9	<b>21.615</b>	<b>34.279</b>	<b>29.170</b>	18.828	<b>1'43.892</b>	<b>272,7</b>	17:44'51.173
10	21.801	34.490	29.239	<b>18.744</b>	1'44.274	271,4	17:46'35.447
11	21.813	34.295	29.379	18.852	1'44.339	271,4	17:48'19.786
12	21.624	34.337	29.299	18.761	1'44.021	270,0	17:50'03.807
13	21.854	34.504	29.320	18.745	1'44.423	270,0	17:51'48.230
Race Time 26'48.462							

3° 8 P. DELLI GUANTI (1'43.881)							
Lap	Seg.1	Seg.2	Seg.3	Seg.4	Lap Time	km/h	Local Time
1		35.195	29.801	21.258	1'51.640	184,0	17:26'51.408
2	40.653	1'07.909	1'06.991	34.816	3'30.369	177,3	17:30'21.777
3	45.833	53.123	52.129	27.502	2'58.587	91,7	17:33'20.364
4	35.835	47.506	54.642	30.496	2'48.479	143,2	17:36'08.843
5	23.008	35.028	29.718	18.932	1'46.686	261,5	17:37'55.529
6	21.871	34.600	29.559	<b>18.773</b>	1'44.803	<b>275,5</b>	17:39'40.332
7	21.665	34.515	29.348	18.811	1'44.339	272,7	17:41'24.671
8	21.670	34.269	29.400	18.833	1'44.172	271,4	17:43'08.843
9	<b>21.589</b>	<b>34.199</b>	<b>29.296</b>	18.797	<b>1'43.881</b>	271,4	17:44'52.724
10	21.758	34.556	29.341	18.775	1'44.430C	272,7	17:46'37.154
11	21.676	34.428	29.343	18.742	1'44.189C	272,7	17:48'21.343
12	21.665	34.513	29.368	18.901	1'44.447	272,7	17:50'05.790
13	21.709	34.471	29.385	18.909	1'44.474	272,7	17:51'50.264
Race Time 26'50.496							

4° 35 A. BRISTOT (1'43.930)							
Lap	Seg.1	Seg.2	Seg.3	Seg.4	Lap Time	km/h	Local Time
1		35.613	30.099	22.784	1'54.437	181,5	17:26'54.205
2	39.269	1'08.920	1'07.582	33.977	3'29.748	154,7	17:30'23.953
3	45.197	53.657	51.720	27.216	2'57.790	81,9	17:33'21.743
4	36.011	47.612	54.059	29.513	2'47.195	118,6	17:36'08.938
5	22.782	34.924	29.669	19.030	1'46.405	261,5	17:37'55.343
6	22.307	34.648	29.513	18.902	1'45.370	<b>272,7</b>	17:39'40.713
7	21.708	34.606	29.394	18.826	1'44.534	271,4	17:41'25.247
8	21.632	34.341	29.303	18.763	1'44.039	270,7	17:43'09.286
9	21.688	<b>34.252</b>	29.562	18.809	1'44.311	271,4	17:44'53.597
10	21.686	34.401	29.625	18.792	1'44.504	270,0	17:46'38.101
11	21.646	34.354	29.805	18.818	1'44.623	271,4	17:48'22.724
12	<b>21.585</b>	34.354	<b>29.286</b>	<b>18.705</b>	<b>1'43.930</b>	268,7	17:50'06.654
13	21.657	34.286	29.333	18.836	1'44.112	270,0	17:51'50.766
Race Time 26'50.998							

5° 14 S. VAN SOELEN (1'43.816)							
Lap	Seg.1	Seg.2	Seg.3	Seg.4	Lap Time	km/h	Local Time
1		34.903	29.707	20.144	1'49.854	178,8	17:26'49.622
2	41.238	1'07.421	1'06.896	35.312	3'30.867	165,6	17:30'20.489
3	45.674	53.434	51.445	27.972	2'58.525	89,6	17:33'19.014
4	35.852	47.532	54.930	30.582	2'48.896	145,7	17:36'07.910
5	22.297	34.621	29.496	19.103	1'45.517	260,2	17:37'53.427

6	21.825	34.345	29.445	18.850	1'44.465	268,0	17:39'37.892
7	<b>21.595</b>	34.368	29.424	18.854	1'44.241	268,0	17:41'22.133
8	21.625	34.256	29.335	18.792	1'44.008	268,0	17:43'06.141
9	21.655	34.151	29.233	18.802	1'43.841	268,0	17:44'49.982
10	21.683	34.165	<b>29.180</b>	18.824	1'43.852	268,7	17:46'33.834
11	21.604	34.163	29.191	18.885	1'43.843	268,7	17:48'17.677
12	21.628	<b>34.120</b>	29.348	<b>18.720</b>	<b>1'43.816</b>	268,7	17:50'01.493
13	21.816	34.508	29.346	18.769	1'44.439	<b>269,3</b>	17:51'45.932
Race Time 26'46.164 + 5.000Pen							

6° 21 D. BERTONELLI (1'44.087)							
Lap	Seg.1	Seg.2	Seg.3	Seg.4	Lap Time	km/h	Local Time
1		36.076	30.377	22.642	1'55.098	187,2	17:26'54.866
2	39.466	1'08.795	1'07.589	33.962	3'29.812	150,2	17:30'24.678
3	45.319	53.420	51.763	27.947	2'58.449	84,2	17:33'23.127
4	35.703	47.042	54.055	29.388	2'46.188	123,0	17:36'09.315
5	22.691	35.195	29.769	18.983	1'46.638	268,0	17:37'55.953
6	21.926	34.815	29.644	18.875	1'45.260	<b>273,4</b>	17:39'41.213
7	21.740	34.716	29.697	18.792	1'44.945	272,7	17:41'26.158
8	21.742	34.396	29.411	<b>18.706</b>	1'44.255	270,0	17:43'10.413
9	21.612	<b>34.326</b>	<b>29.337</b>	18.812	<b>1'44.087</b>	272,7	17:44'54.500
10	21.656	34.375	<b>29.337</b>	18.820	1'44.188	272,7	17:46'38.688
11	21.636	34.506	29.631	18.901	1'44.674C	272,7	17:48'23.362
12	<b>21.548</b>	34.454	29.417	18.790	1'44.209	<b>273,4</b>	17:50'07.571
13	21.816	34.471	29.601	18.922	1'44.810	272,7	17:51'52.381
Race Time 26'52.613							

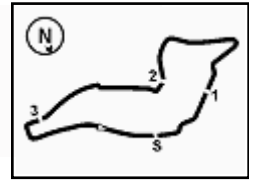
7° 10 L. ZENDELI (1'44.112)							
Lap	Seg.1	Seg.2	Seg.3	Seg.4	Lap Time	km/h	Local Time
1		35.295	29.930	21.977	1'52.825	187,2	17:26'52.593
2	40.093	1'08.494	1'06.923	34.691	3'30.201	153,6	17:30'22.794
3	45.585	53.029	52.267	27.316	2'58.197	101,6	17:33'20.991
4	35.708	47.586	54.439	30.087	2'47.820	125,4	17:36'08.811
5	22.479	34.894	29.752	19.017	1'46.142	268,0	17:37'54.953
6	21.966	34.581	29.495	18.867	1'44.909	270,0	17:39'39.862
7	21.750	34.373	29.411	18.830	1'44.364C		17:41'24.226
8	<b>21.638</b>	34.333	29.309	18.832	<b>1'44.112</b>	270,0	17:43'08.338
9	21.697	34.289	29.286	18.853	1'44.125	270,0	17:44'52.463
10	21.848	34.330	<b>29.274</b>	18.796	1'44.248	270,0	17:46'36.711
11	21.763	<b>34.254</b>	29.541	<b>18.784</b>	1'44.342	270,7	17:48'21.053
12	21.679	34.507	29.352	18.836	1'44.374	<b>271,4</b>	17:50'05.427
13	21.736	34.521	29.362	18.788	1'44.407	<b>270,0</b>	17:51'49.834
Race Time 26'50.066 + 5.000Pen							

8° 20 H. HAUGHTON (1'44.525)							
Lap	Seg.1	Seg.2	Seg.3	Seg.4	Lap Time	km/h	Local Time
1		35.486	31.048	23.407	1'57.100	194,6	17:26'56.868
2	38.805	1'08.704	1'07.839	33.743	3'29.091	138,6	17:30'25.959
3	46.362	52.206	51.886	28.108	2'58.562	87,2	17:33'24.521
4	35.595	46.570	54.133	29.002	2'45.300	133,3	17:36'09.821
5	22.647	35.379	29.689	18.999	1'46.714	268,0	17:37'56.535
6	21.895	34.788	29.646	18.968	1'45.297	<b>275,5</b>	17:39'41.832
7	22.352	35.572	30.133	19.077	1'47.134C	274,1	17:41'28.966
8	21.938	34.744	29.468	18.900	1'45.050	271,4	17:43'14.016
9	22.011	34.820	29.445	18.915	1'45.191	271,4	17:44'59.207
10	21.922	34.557	29.498	18.871	1'44.848	270,0	17:46'44.055
11	21.819	<b>34.517</b>	29.346	18.896	1'44.578	269,3	17:48'28.633
12	<b>21.752</b>	34.528	<b>29.319</b>	18.926	<b>1'44.525</b>	270,0	17:50'13.158
13	21.837	34.602	29.436	<b>18.863</b>	1'44.738	270,7	17:51'57.896
Race Time 26'58.128							

9° 31 C. BERTUCA (1'44.532)							
Lap	Seg.1	Seg.2	Seg.3	Seg.4	Lap Time	km/h	Local Time
1		35.708	32.795	22.713	1'58.998	194,6	17:26'58.766
2	38.231	1'09.600	1'07.930	32.638	3'28.399	149,8	17:30'27.165
3	46.311	52.464	51.595	28.253	2'58.623	71,0	17:33'25.788
4	35.576	47.212	53.167	28.788	2'44.743	125,7	17:36'10.531
5	22.492	35.472	29.742	18.976	1'46.682	268,0	17:37'57.213
6	21.897	35.076	29.523	18.862	1'45.358	<b>274,1</b>	17:39'

ACI Racing Weekend Imola, 25-26 Aprile 2026

Analisi Tempi Race 1



Imola Circuit 4.909 m

Start at 17:24'59.768

2 / 4

9	21.890	34.676	29.554	19.066	1'45.186	272,7	17:45'00.048	12	21.854	34.779	29.736	18.945	1'45.314	270,0	17:50'21.464
10	21.737	34.636	29.386	18.773	1'44.532	272,0	17:46'44.580	13	22.101	34.612	29.916	19.019	1'45.648	272,0	17:52'07.112
11	<b>21.644</b>	34.693	<b>29.199</b>	19.011	1'44.547	270,7	17:48'29.127	Race Time 27'07.344							
12	<b>21.644</b>	<b>34.610</b>	29.258	18.858	1'44.370C	271,4	17:50'13.497								
13	21.886	34.663	29.555	18.943	1'45.047	272,7	17:51'58.544	Race Time 26'58.776							

10° 7 M. BUTTI (1'44.542)							
Lap	Seg.1	Seg.2	Seg.3	Seg.4	Lap Time	km/h	Local Time
1		36.087	33.468	24.132	2'01.721	203,0	17:27'01.489
2	37.576	1'09.706	1'07.362	34.068	3'28.712	193,9	17:30'30.201
3	45.233	53.123	50.987	28.848	2'58.191	90,5	17:33'28.392
4	35.709	45.858	52.899	28.116	2'42.582	124,6	17:36'10.974
5	22.875	35.062	30.298	19.007	1'47.242C	266,7	17:37'58.216
6	22.603	34.530	29.589	18.858	1'45.580C	270,0	17:39'43.796
7	22.011	34.680	29.642	19.095	1'45.428	270,0	17:41'29.224
8	21.956	34.803	29.580	18.816	1'45.155	<b>272,0</b>	17:43'14.379
9	21.993	34.799	29.718	19.363	1'45.873	270,0	17:45'00.252
10	21.843	34.652	29.897	18.830	1'45.222	271,4	17:46'45.474
11	21.845	<b>34.341</b>	29.831	18.888	1'44.905	269,3	17:48'30.379
12	<b>21.762</b>	34.433	29.538	18.809	1'44.542	268,7	17:50'14.921
13	21.860	34.490	<b>29.461</b>	<b>18.759</b>	1'44.570	269,3	17:51'59.491
Race Time 26'59.723							

11° 28 G. AMATI (1'44.208)							
Lap	Seg.1	Seg.2	Seg.3	Seg.4	Lap Time	km/h	Local Time
1		35.668	31.097	23.201	1'56.553	192,5	17:26'56.321
2	38.562	1'08.949	1'07.725	33.760	3'28.996	146,3	17:30'25.317
3	46.483	52.200	51.766	28.092	2'58.541	85,8	17:33'23.858
4	35.682	46.801	54.023	29.280	2'45.786	132,0	17:36'09.644
5	22.599	35.407	29.587	19.059	1'46.652	266,7	17:37'56.296
6	21.790	34.816	29.619	19.038	1'45.263C	274,1	17:39'41.559
7	21.839	40.743	29.592	18.794	1'50.968	272,7	17:41'32.527
8	<b>21.720</b>	34.420	<b>29.252</b>	18.816	1'44.208	272,7	17:43'16.735
9	21.843	34.572	29.805	19.055	1'45.275	<b>276,9</b>	17:45'02.010
10	22.038	35.155	29.421	19.153	1'45.767	274,1	17:46'47.777
11	22.117	<b>34.413</b>	29.419	18.915	1'44.864	272,7	17:48'32.641
12	21.736	34.731	29.612	18.873	1'44.952	270,7	17:50'17.593
13	21.845	34.485	29.526	<b>18.733</b>	1'44.589	270,0	17:52'02.182
Race Time 27'02.414							

12° 22 E. QUINTIERI (1'44.928)							
Lap	Seg.1	Seg.2	Seg.3	Seg.4	Lap Time	km/h	Local Time
1		36.286	33.750	24.068	2'02.340	198,2	17:27'02.108
2	37.860	1'09.648	1'07.280	34.184	3'28.972	180,3	17:30'31.080
3	45.661	52.981	50.595	28.943	2'58.180	81,5	17:33'29.260
4	35.557	45.604	52.809	27.924	2'41.894	119,9	17:36'11.154
5	23.337	35.070	30.131	19.123	1'47.661	267,3	17:37'58.815
6	22.386	35.015	29.692	19.075	1'46.168	272,7	17:39'44.983
7	22.114	34.801	29.796	19.193	1'45.904	274,1	17:41'30.887
8	<b>21.829</b>	34.743	<b>29.416</b>	18.940	1'44.928	274,1	17:43'15.815
9	21.843	35.081	29.710	19.103	1'45.737	<b>275,5</b>	17:45'01.552
10	21.875	34.926	29.771	19.473	1'46.045	<b>275,5</b>	17:46'47.597
11	22.494	34.788	29.455	18.901	1'45.638	268,7	17:48'33.235
12	21.923	<b>34.721</b>	29.654	<b>18.886</b>	1'45.184	274,1	17:50'18.419
13	21.960	34.750	29.788	19.072	1'45.570	272,7	17:52'03.989
Race Time 27'04.221							

13° 12 L. MARTINEZ (1'44.814)							
Lap	Seg.1	Seg.2	Seg.3	Seg.4	Lap Time	km/h	Local Time
1		35.862	33.869	26.432	2'05.013	208,1	17:27'04.781
2	37.473	1'10.032	1'07.565	34.117	3'29.187	171,7	17:30'33.968
3	45.148	52.761	51.885	28.100	2'57.894	90,1	17:33'31.862
4	35.000	45.873	51.462	27.701	2'40.036	155,0	17:36'11.898
5	23.256	35.322	29.858	19.036	1'47.472	268,0	17:37'59.370
6	22.477	35.350	29.805	18.913	1'46.545	272,7	17:39'45.915
7	22.335	34.891	29.585	18.928	1'45.739	272,7	17:41'31.654
8	<b>21.845</b>	34.594	<b>29.508</b>	<b>18.867</b>	1'44.814	274,1	17:43'16.468
9	21.943	<b>34.502</b>	29.828	19.002	1'45.275	274,1	17:45'01.743
10	22.193	35.511	30.029	19.017	1'46.750	<b>276,9</b>	17:46'48.493
11	22.167	34.840	31.620	19.030	1'47.657	272,7	17:48'36.150

14° 56 C. BRUSA (1'45.188)							
Lap	Seg.1	Seg.2	Seg.3	Seg.4	Lap Time	km/h	Local Time
1		35.822	34.710	27.561	2'07.284	203,4	17:27'07.052
2	36.678	1'10.164	1'09.542	31.936	3'28.320	180,9	17:30'35.372
3	45.619	52.383	52.172	27.818	2'57.992	77,1	17:33'33.364
4	35.902	44.339	52.185	26.523	2'38.949	134,2	17:36'12.313
5	23.292	35.687	29.983	19.013	1'47.975	264,1	17:38'00.288
6	22.220	35.112	29.945	18.960	1'46.237	266,0	17:39'46.525
7	22.388	35.487	31.167	18.990	1'48.032	<b>274,1</b>	17:41'34.557
8	22.161	34.877	29.970	18.896	1'45.904	271,4	17:43'20.461
9	22.136	34.864	29.795	18.869	1'45.664	271,4	17:45'06.125
10	<b>21.898</b>	<b>34.746</b>	<b>29.678</b>	18.866	<b>1'45.188</b>	272,7	17:46'51.313
11	22.170	35.061	29.930	18.884	1'46.045	272,7	17:48'37.358
12	22.370	35.157	30.004	<b>18.771</b>	1'46.302	<b>274,1</b>	17:50'23.660
13	21.954	35.032	30.678	19.633	1'47.297	272,7	17:52'10.957
Race Time 27'11.189							

15° 25 L. CHELI (1'45.323)							
Lap	Seg.1	Seg.2	Seg.3	Seg.4	Lap Time	km/h	Local Time
1		36.345	34.830	30.013	2'10.670	210,5	17:27'10.438
2	34.930	1'09.538	1'10.502	32.034	3'27.004	194,6	17:30'37.442
3	45.430	52.695	51.733	28.261	2'58.119	89,4	17:33'35.561
4	35.167	43.892	51.668	26.765	2'37.492	125,6	17:36'13.053
5	22.919	35.955	29.950	19.351	1'48.175	265,4	17:38'01.228
6	22.555	35.216	30.636	19.019	1'47.426	240,5	17:39'48.654
7	21.917	34.763	30.401	19.315	1'46.396	271,4	17:41'35.050
8	22.221	34.669	30.996	19.224	1'47.110	272,7	17:43'22.160
9	22.566	34.593	29.736	19.002	1'45.897	<b>273,4</b>	17:45'08.057
10	21.945	34.743	<b>29.682</b>	<b>19.000</b>	1'45.370	269,3	17:46'53.427
11	21.933	34.595	29.744	19.051	1'45.323	270,0	17:48'38.750
12	<b>21.834</b>	34.612	30.204	19.008	1'45.658	270,0	17:50'24.408
13	21.990	<b>34.498</b>	30.606	19.633	1'46.727	271,4	17:52'11.135
Race Time 27'11.367							

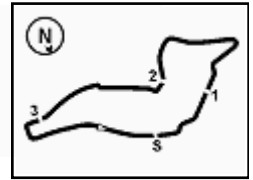
16° 19 A. D'AMICO (1'45.254)							
Lap	Seg.1	Seg.2	Seg.3	Seg.4	Lap Time	km/h	Local Time
1		36.462	35.267	30.550	2'11.856	208,9	17:27'11.624
2	34.274	1'10.369	1'10.002	31.853	3'26.498	207,7	17:30'38.122
3	45.265	53.093	52.000	28.257	2'58.615	109,9	17:33'36.737
4	34.462	44.385	51.324	26.827	2'36.998	126,9	17:36'13.735
5	22.676	35.557	30.178	18.985	1'47.396	269,3	17:38'01.131
6	22.468	35.061	<b>29.558</b>	18.870	1'45.957	270,0	17:39'47.088
7	22.070	35.464	30.147	18.915	1'46.596	274,1	17:41'33.684
8	22.080	<b>34.627</b>	29.740	18.890	1'45.337	<b>275,5</b>	17:43'19.021
9	22.262	34.805	29.948	18.881	1'45.896	272,7	17:45'04.917
10	22.011	34.811	29.636	<b>18.796</b>	<b>1'45.254</b>	272,7	17:46'50.171
11	23.138	34.943	29.771	19.180	1'47.032	272,7	17:48'37.203
12	22.320	34.943	29.676	18.857	1'45.796	274,1	17:50'22.999
13	<b>21.920</b>	35.214	30.714	21.261	1'49.109	272,7	17:52'12.108
Race Time 27'12.340							

17° 17 B. BERTA (1'45.667)							
Lap	Seg.1	Seg.2	Seg.3	Seg.4	Lap Time	km/h	Local Time
1		36.323	36.497	31.185	2'14.861	210,5	17:27'14.629
2	33.381	1'12.017	1'08.972	31.693	3'26.063	214,3	17:30'40.692
3	45.380	53.086	52.051	28.354	2'58.871	9	

ACI Racing Weekend Imola, 25-26 Aprile 2026

Analisi Tempi Race 1

Start at 17:24'59.768



Imola Circuit 4.909 m

3 / 4

18° 54 S. STEFANELLI (1'45.921)							
Lap	Seg.1	Seg.2	Seg.3	Seg.4	Lap Time	km/h	Local Time
1		36.568	36.095	31.032	2'13.791	216,9	17:27'13.559
2	33.798	1'11.136	1'09.583	32.029	3'26.546	208,9	17:30'40.105
3	44.733	53.223	52.212	28.305	2'58.473	79,3	17:33'38.578
4	34.095	44.335	51.008	26.928	2'36.366	139,7	17:36'14.944
5	23.072	35.943	30.293	19.466	1'48.774	260,9	17:38'03.718
6	22.514	35.339	30.200	19.175	1'47.228	<b>271,4</b>	17:39'50.946
7	22.162	35.027	30.341	18.979	1'46.509	270,0	17:41'37.455
8	22.252	<b>34.864</b>	30.174	19.017	1'46.307	270,7	17:43'23.762
9	22.418	35.072	30.271	19.032	1'46.793	270,0	17:45'10.555
10	22.317	34.990	29.936	18.994	1'46.237	270,0	17:46'56.792
11	22.180	34.890	<b>29.898</b>	18.953	<b>1'45.921</b>	270,0	17:48'42.713
12	<b>22.109</b>	35.158	30.020	<b>18.925</b>	1'46.212	<b>271,4</b>	17:50'28.925
13	22.210	35.019	30.172	18.985	1'46.386	270,0	17:52'15.311
Race Time 27'15.543							

19° 51 P. GNEMMI (1'45.939)							
Lap	Seg.1	Seg.2	Seg.3	Seg.4	Lap Time	km/h	Local Time
1		36.344	37.565	31.466	2'16.801	216,0	17:27'16.569
2	33.439	1'13.458	1'07.389	31.984	3'26.270	196,0	17:30'42.839
3	44.749	53.971	51.371	28.728	2'58.819	105,2	17:33'41.658
4	33.467	44.447	50.256	26.445	2'34.615	184,6	17:36'16.273
5	22.854	35.553	30.508	19.466	1'48.381	268,7	17:38'04.654
6	22.329	35.608	30.351	19.070	1'47.358	272,7	17:39'52.012
7	22.132	35.089	30.258	19.080	1'46.559	272,7	17:41'38.571
8	22.119	34.973	29.923	<b>18.924</b>	<b>1'45.939</b>	272,0	17:43'24.510
9	22.280	<b>34.947</b>	30.381	19.078	1'46.686	<b>274,1</b>	17:45'11.196
10	<b>22.015</b>	35.168	29.957	19.174	1'46.314	<b>274,1</b>	17:46'57.510
11	22.070	35.047	<b>29.921</b>	19.064	1'46.102	272,7	17:48'43.612
12	22.140	35.159	30.103	19.017	1'46.419	271,4	17:50'30.031
13	22.180	35.242	30.438	19.166	1'47.026	271,4	17:52'17.057
Race Time 27'17.289							

20° 67 A. DE GIACOMI (1'45.278)							
Lap	Seg.1	Seg.2	Seg.3	Seg.4	Lap Time	km/h	Local Time
1		36.909	37.723	31.745	2'18.337	201,5	17:27'18.105
2	33.918	1'14.860	1'06.780	32.906	3'28.464	197,8	17:30'46.569
3	42.666	54.682	51.703	28.771	2'57.822	119,1	17:33'44.391
4	32.553	44.231	50.322	25.255	2'32.361	187,2	17:36'16.752
5	22.962	35.966	30.311	19.169	1'48.408	264,1	17:38'05.160
6	22.600	35.657	30.697	18.936	1'47.890	271,4	17:39'53.050
7	22.778	35.667	30.564	18.966	1'47.975	270,0	17:41'41.025
8	21.991	34.986	30.197	19.036	1'46.210	272,7	17:43'27.235
9	22.235	35.161	30.167	<b>18.877</b>	1'46.440	<b>274,1</b>	17:45'13.675
10	22.689	35.044	30.058	18.913	1'46.704	272,7	17:47'00.379
11	22.080	35.019	29.896	18.916	1'45.911	270,7	17:48'46.290
12	22.000	34.862	29.854	18.883	1'45.599	270,7	17:50'31.889
13	<b>21.897</b>	<b>34.703</b>	<b>29.797</b>	18.881	<b>1'45.278</b>	272,0	17:52'17.167
Race Time 27'17.399							

21° 88 A. GIRONDI (1'45.522)							
Lap	Seg.1	Seg.2	Seg.3	Seg.4	Lap Time	km/h	Local Time
1		36.544	35.663	30.286	2'12.356	210,5	17:27'12.124
2	34.587	1'10.805	1'09.587	31.606	3'26.585	188,8	17:30'38.709
3	45.197	53.269	52.085	28.095	2'58.646	105,2	17:33'37.355
4	34.549	44.110	51.253	26.688	2'36.600	141,2	17:36'13.955
5	23.559	35.437	30.678	19.358	1'49.032	265,4	17:38'02.987
6	22.477	34.995	29.968	19.066	1'46.506C	268,7	17:39'49.493
7	22.028	34.894	30.313	19.039	1'46.274	<b>272,7</b>	17:41'35.767
8	22.180	34.811	29.987	19.242	1'46.220	272,0	17:43'21.987
9	23.091	35.638	30.262	18.975	1'47.966C	271,4	17:45'09.953
10	22.006	34.812	30.209	19.053	1'46.080	<b>272,7</b>	17:46'56.033
11	<b>21.945</b>	<b>34.642</b>	<b>29.814</b>	19.121	<b>1'45.522</b>	270,0	17:48'41.555
12	22.303	34.783	29.931	<b>19.021</b>	1'46.038	271,4	17:50'27.593
13	22.167	35.000	30.273	19.142	1'46.582	270,7	17:52'14.175
Race Time 27'14.407 + 5.000Pen							

22° 4 P. DE PRENTER (1'45.417)							
Lap	Seg.1	Seg.2	Seg.3	Seg.4	Lap Time	km/h	Local Time
1		35.918	33.222	24.869	2'03.376	208,1	17:27'03.144

2	37.714	1'09.783	1'07.289	34.084	3'28.870	182,7	17:30'32.014
3	45.992	52.879	50.877	28.350	2'58.098	95,0	17:33'30.112
4	35.724	45.617	52.316	28.061	2'41.718	128,6	17:36'11.830
5	23.216	35.108	29.949	19.149	1'47.422	262,8	17:37'59.252
6	22.510	35.170	29.714	19.156	1'46.550	<b>270,0</b>	17:39'45.802
7	22.600	35.561	30.386	18.973	1'47.520	265,4	17:41'33.322
8	<b>21.733</b>	34.756	29.822	19.106	<b>1'45.417</b>	269,3	17:43'18.739
9	22.229	34.773	29.742	19.033	1'45.777C	266,7	17:45'04.516
10	21.823	<b>34.713</b>	29.846	19.046	1'45.428	266,0	17:46'49.944
11	23.248	34.795	29.763	19.002	1'46.808	268,7	17:48'36.752
12	22.080	34.985	<b>29.623</b>	<b>18.865</b>	1'45.553	266,7	17:50'22.305
13	22.050	35.659	30.945	20.068	1'48.722	268,0	17:52'11.027
Race Time 27'11.259 + 10.000Pen							

23° 11 C. VOISIN (1'44.083)							
Lap	Seg.1	Seg.2	Seg.3	Seg.4	Lap Time	km/h	Local Time
1		36.082	32.242	23.337	1'58.022	188,2	17:26'57.790
2	38.504	1'09.282	1'08.227	32.591	3'28.604	135,3	17:30'26.394
3	46.497	52.467	51.739	28.110	2'58.813	89,8	17:33'25.207
4	35.634	47.402	53.066	28.892	2'44.994	127,5	17:36'10.201
5	22.371	35.508	29.833	18.917	1'46.629	267,3	17:37'56.830
6	22.117	34.959	29.551	18.805	1'45.432C	<b>275,5</b>	17:39'42.262
7	21.909	34.744	29.565	18.782	1'45.000	274,1	17:41'27.262
8	21.697	34.513	29.513	35.451	2'01.174P	271,4	17:43'28.436
9	36.182	34.489	29.611	18.803	1'59.085P	180,6	17:45'27.521
10	21.578	34.386	<b>29.368</b>	18.977	1'44.309	270,7	17:47'11.830
11	21.564	<b>34.338</b>	29.399	18.782	<b>1'44.083</b>	270,0	17:48'55.913
12	22.559	34.540	29.475	<b>18.760</b>	1'45.334	271,4	17:50'41.247
13	<b>21.481</b>	34.418	29.493	18.863	1'44.255C	271,4	17:52'25.502
Race Time 27'25.734							

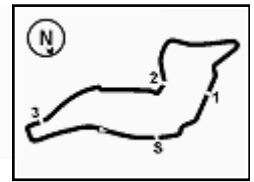
24° 50 F. FENICI (1'46.538)							
Lap	Seg.1	Seg.2	Seg.3	Seg.4	Lap Time	km/h	Local Time
1		36.499	37.837	31.600	2'17.490	216,0	17:27'17.258
2	33.642	1'14.102	1'06.722	31.898	3'26.364	190,5	17:30'43.622
3	44.623	54.265	51.570	29.076	2'59.534	116,8	17:33'43.156
4	32.932	44.036	50.399	25.915	2'33.282	173,4	17:36'16.438
5	22.932	35.822	30.358	19.437	1'48.549	268,0	17:38'04.987
6	22.504	35.557	30.755	19.161	1'47.977	273,4	17:39'52.964
7	22.400	35.354	30.542	19.023	1'47.319	<b>275,5</b>	17:41'40.283
8	22.325	<b>35.120</b>	30.214	18.986	1'46.645	269,3	17:43'26.928
9	<b>22.241</b>	35.182	<b>30.131</b>	<b>18.984</b>	<b>1'46.538</b>	270,0	17:45'13.466
10	23.076	35.472	30.380	19.163	1'48.091	270,0	17:47'01.557
11	23.847	35.403	30.375	19.084	1'48.709	270,7	17:48'50.266
12	22.286	35.424	30.651	19.116	1'47.477	269,3	17:50'37.743
13	22.432	35.799	31.280	19.074	1'48.585	268,7	17:52'26.328
Race Time 27'26.560							

25° 75 A. GALLI (1'47.057)							
Lap	Seg.1	Seg.2	Seg.3	Seg.4	Lap Time	km/h	Local Time
1		37.424	37.930	32.034	2'19.162	206,1	17:27'18.930
2	34.050	1'16.045	1'06.063	33.172	3'29.330	182,1	17:30'48.260
3	42.068	55.205	52.036	28.051	2'57.360	97,3	17:33'45.620
4	32.725	43.430	50.244	25.794	2'32.193	145,6	17:36'17.813
5	22.739	35.647	30.377	19.538	1'48.301	267,3	17:38'06.114
6	22.979	35.620	30.354	<b>19.106</b>	1'48.059	269,3	17:39'54.173
7	22.500	35.610	30.678	19.301	1'48.089	<b>274,1</b>	17:41'42.262
8	<b>22.295</b>	35.438	30.534	19.500	1'47.767	272,0	17:43'30.029
9	22.424	35.485	30.250	24.356	1'52.515	272,7	17:45'22.544
10	22.797	<b>35.012</b>	31.969	19.703	1'49.481	265,4	17:47'12.025
11	22.701	35.322	30.229	19.284	1'47.536	264,1	17:48'59.561
12	22.421	35.306	<b>30.135</b>	19.195	<b>1'47.057</b>	268,7	17:50'46.618
13	22.511	36.152	30.577	19.468	1'48.708	271,4	17:52'35.326
Race Time 27'35.558							

26° 80 H. CHIRIGUT (1'47.869)							
Lap	Seg.1	Seg.2	Seg.3	Seg.4	Lap Time	km/h	Local Time
1		36.572	36.831	31.258	2'15.655	216,0	17:27'15.423
2	33.233	1'12.524	1				

**ACI Racing Weekend Imola, 25-26 Aprile 2026**

**Analisi Tempi Race 1**



Imola Circuit 4.909 m

Start at 17:24'59.768

5	23.023	35.769	<b>30.623</b>	19.231	1'48.646	268,7	17:38'04.137
6	22.566	35.618	31.181	18.987	1'48.352C	<b>274,1</b>	17:39'52.489
7	22.475	36.328	31.411	<b>19.074</b>	1'49.288	<b>274,1</b>	17:41'41.777
8	22.360	<b>35.339</b>	30.907	19.263	<b>1'47.869</b>	272,7	17:43'29.646
9	22.466	35.493	30.638	19.407	1'48.004	272,7	17:45'17.650
10	<b>22.294</b>	35.627	30.941	19.543	1'48.405	270,7	17:47'06.055
11	22.707	35.949	31.255	19.330	1'49.241	270,7	17:48'55.296
12	23.312	35.798	30.748	19.430	1'49.288	270,0	17:50'44.584
13	22.702	48.006	32.032	19.678	2'02.418	270,7	17:52'47.002

Race Time 27'47.234

RET 3 A. CERQUI							
Lap	Seg.1	Seg.2	Seg.3	Seg.4	Lap Time	km/h	Local Time
1		<b>35.680</b>				<b>197,8</b>	
Race Time 7.:50'.2.2							

RET 15 A. FESTANTE							
Lap	Seg.1	Seg.2	Seg.3	Seg.4	Lap Time	km/h	Local Time
1		<b>35.572</b>				<b>191,8</b>	
Race Time 7.:50'.2.2							

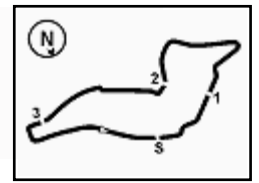
RET 33 N. SCHAAP							
Lap	Seg.1	Seg.2	Seg.3	Seg.4	Lap Time	km/h	Local Time
1		<b>35.733</b>				<b>203,0</b>	
Race Time 7.:50'.2.2							



**ACI Racing Weekend Imola, 25-26 Aprile 2026**

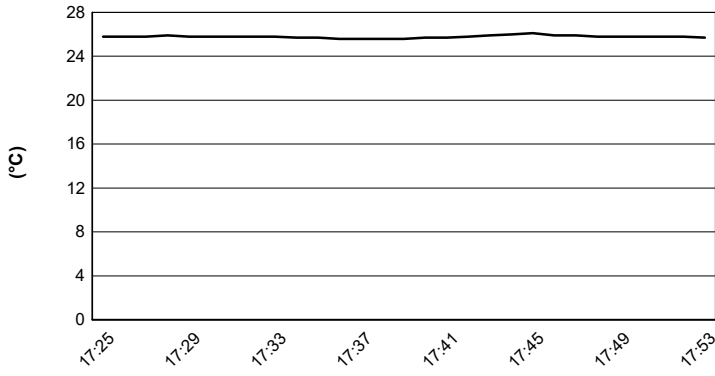
**Meteo Race 1**

Session started 17:25 - Session ended 17:54

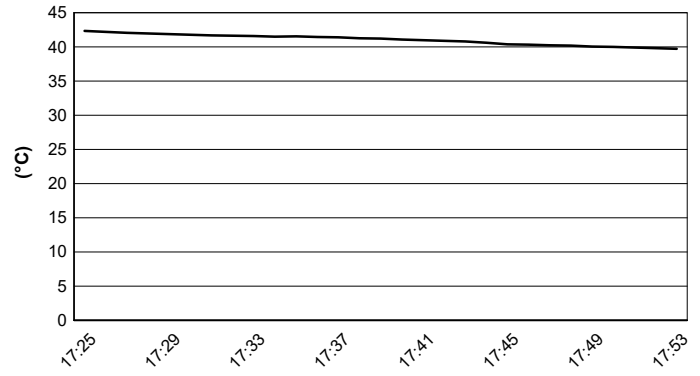


Imola Circuit 4.909 m

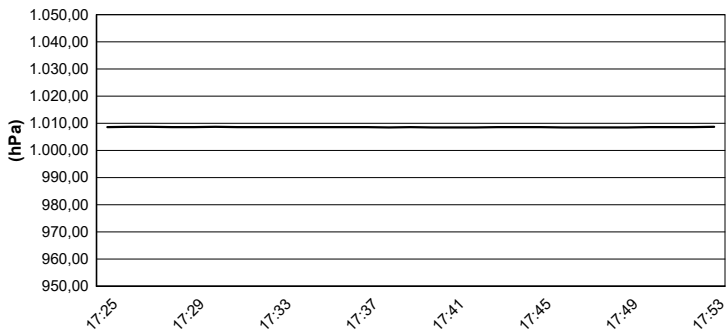
**Air Temperature**



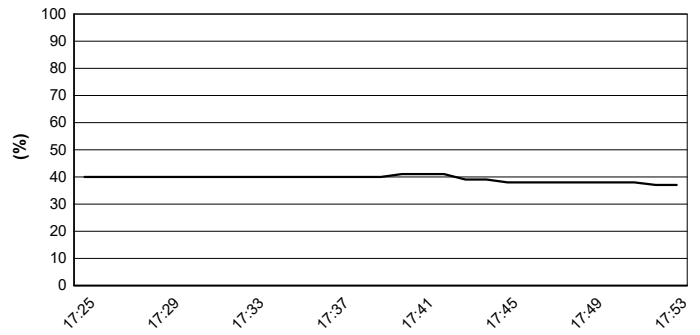
**Track Temperature**



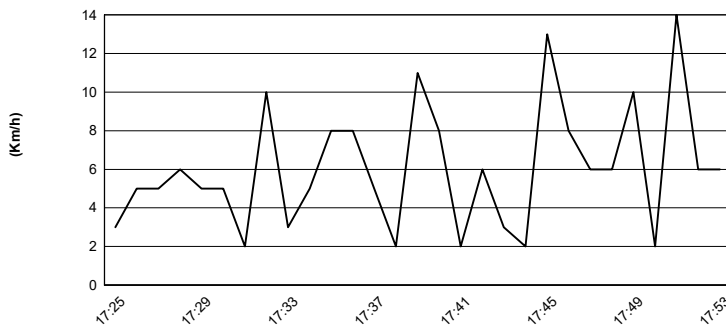
**Air Pressure**



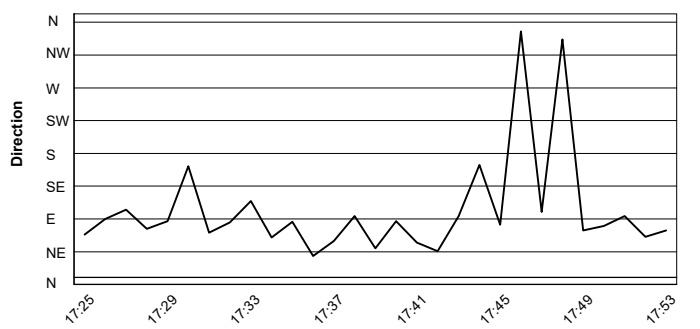
**Humidity**



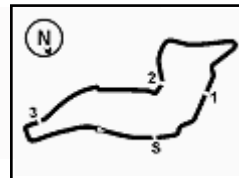
**Wind Speed**



**Wind Direction**



**ACI Racing Weekend Imola, 25-26 Aprile 2026**  
**Griglia Gara 1 (Duration: 25' +1 Lap)**



Imola Circuit 4.909 m

80	<b>CHIRIGUT H.</b> BeDriver	Porsche 1'47.146	67	<b>DE GIACOMI A.</b> Ebimotors	Porsche 1'44.803	16
75	<b>GALLI A.</b> Ebimotors	Porsche 1'45.005	50	<b>FENICI F.</b> The Driving Experiences	Porsche 1'45.015	15
30	<b>GAILLARD K.</b> Ombra Racing	Porsche 1'44.720	54	<b>STEFANELLI S.</b> Malucelli Motorsport Esseracin	Porsche 1'44.799	14
88	<b>GIRONDI A.</b> Enrico Fulgenzi Racing	Porsche 1'44.380	51	<b>GNEMMI P.</b> Ebimotors	Porsche 1'44.443	13
19	<b>D'AMICO A.</b> Dinamic Motorsport	Porsche 1'44.113	17	<b>BERTA B.</b> Malucelli Motorsport Esseracin	Porsche 1'44.197	12
25	<b>CHELI L.</b> Dinamic Motorsport	Porsche 1'43.888	4	<b>DE PRENTER P.</b> The Driving Experiences	Porsche 1'44.033	11
56	<b>BRUSA C.</b> Prima Ghinzani Motorsport	Porsche 1'43.519	12	<b>MARTINEZ L.</b> Ombra Racing	Porsche 1'43.880	10
24	<b>FANT F.</b> Target	Porsche 1'43.399	7	<b>BUTTI M.</b> The Driving Experiences	Porsche 1'43.419	9
22	<b>QUINTIERI E.</b> Omnia Motorsport	Porsche 1'43.248	33	<b>SCHAAP N.</b> Ombra Racing	Porsche 1'43.375	8
3	<b>CERQUIA A.</b> Ebimotors	Porsche 1'43.148	18	<b>MEZZETTI W.</b> Dinamic Motorsport	Porsche 1'43.172	7
20	<b>HAUGHTON H.</b> Enrico Fulgenzi Racing	Porsche 1'43.046	31	<b>BERTUCA C.</b> Omnia Motorsport	Porsche 1'43.072	6
15	<b>FESTANTE A.</b> Target	Porsche 1'42.884	28	<b>AMATI G.</b> Prima Ghinzani Motorsport	Porsche 1'42.966	5
21	<b>BERTONELLI D.</b> BeDriver	Porsche 1'42.864	11	<b>VOISIN C.</b> Ombra Racing	Porsche 1'42.877	4
8	<b>DELLI GUANTI P.</b> Team Q8 Hi-Perform	Porsche 1'42.350	10	<b>ZENDELI L.</b> BeDriver	Porsche 1'42.776	3
32	<b>QUARESMINI G.</b> Prima Ghinzani Motorsport	Porsche 1'42.627	35	<b>BRISTOT A.</b> Dinamic Motorsport	Porsche 1'42.699	2
			14	<b>VAN SOELEN S.</b> Target	Porsche 1'42.505	1

