

ACI Racing Weekend Monza, 5-6 Ottobre 2024

Porsche Carrera Cup Italia - Classifica Prove Libere

Autodromo Monza 5.793 m

1 / 3

Num.	Conduttore	Naz	Concorrente	Team	Auto	Classe	Tempo	Dist.	Rel.	Giri
1	1 TEN VOORDE Larry	NLD	Enrico Fulgenzi Racing	Enrico Fulgenzi Racing	Porsche 911 GT3 CUP 992		1'52.122			23
2	38 IAQUINTA Simone	ITA	Prima Ghinzani Motorsport	Prima Ghinzani Motorsport	Porsche 911 GT3 CUP 992		1'53.219	1.097	1.097	15
3	11 GRAY Oliver	GBR	Ombra Racing	Ombra Racing	Porsche 911 GT3 CUP 992	R	1'53.405	1.283	0.186	21
4	22 DE HAAN Robert	NLD	Target Competition	Target Competition	Porsche 911 GT3 CUP 992		1'54.048	1.926	0.643	22
5	8 MASTERS Keagan	ZAF	Ombra Racing	Team Q8 Hi-Perform	Porsche 911 GT3 CUP 992		1'54.285	2.163	0.237	21
6	4 VAN EIJNDHOVEN Huub	NLD	BeDriver	BeDriver	Porsche 911 GT3 CUP 992		1'54.287	2.165	0.002	24
7	26 KLEIN Marvin	FRA	Target Competition	Target Competition	Porsche 911 GT3 CUP 992		1'54.379	2.257	0.092	19
8	21 BERTONELLI Diego	ITA	The Driving Experiences	The Driving Experiences	Porsche 911 GT3 CUP 992		1'54.621	2.499	0.242	16
9	40 STIAK Janne	DEU	Target Competition	Target Competition	Porsche 911 GT3 CUP 992		1'54.642	2.520	0.021	21
10	7 HALL Bayley	AUS	BeDriver	BeDriver	Porsche 911 GT3 CUP 992		1'54.655	2.533	0.013	26
11	32 QUARESMINI Gianmarco	ITA	Tsunami RT	Tsunami RT	Porsche 911 GT3 CUP 992		1'54.708	2.586	0.053	19
12	69 ROVANPERÄ Kalle	FIN	Prima Ghinzani Motorsport	Prima Ghinzani Motorsport	Porsche 911 GT3 CUP 992	R	1'54.785	2.663	0.077	21
13	44 OLIVIERI Flavio	ITA	Raptor Engineering	Raptor Engineering	Porsche 911 GT3 CUP 992	R	1'54.849	2.727	0.064	19
14	15 FESTANTE Aldo	ITA	Dinamic Motorsport	Dinamic Motorsport	Porsche 911 GT3 CUP 992		1'55.031	2.909	0.182	18
15	10 ARMANNI Pietro	ITA	Prima Ghinzani Motorsport	Prima Ghinzani Motorsport	Porsche 911 GT3 CUP 992		1'55.106	2.984	0.075	14
16	28 BRASCHI Francesco	ITA	Dinamic Motorsport	Dinamic Motorsport	Porsche 911 GT3 CUP 992	R	1'55.135	3.013	0.029	17
17	27 LAURINI Lodovico	ITA	Dinamic Motorsport	Dinamic Motorsport	Porsche 911 GT3 CUP 992		1'55.311	3.189	0.176	21
18	12 ZENDELI Lirim	DEU	Ombra Racing	Ombra Racing	Porsche 911 GT3 CUP 992	R	1'55.350	3.228	0.039	23
19	18 PAPI Cosimo	ITA	Ebimotors	Ebimotors	Porsche 911 GT3 CUP 992	R	1'55.417	3.295	0.067	21
20	52 DE AMICIS Alberto	ITA	Ebimotors	Ebimotors	Porsche 911 GT3 CUP 992	MC	1'55.583	3.461	0.166	17
21	17 SCHURING Flynt	NLD	Enrico Fulgenzi Racing	Enrico Fulgenzi Racing	Porsche 911 GT3 CUP 992		1'55.819	3.697	0.236	22
22	46 PUJATTI Nicholas	ITA	Scuderia Villorba Corse	Scuderia Villorba Corse	Porsche 911 GT3 CUP 992	R	1'56.035	3.913	0.216	14
23	24 FANT Filippo	ITA	Team Malucelli	Team Malucelli	Porsche 911 GT3 CUP 992	R	1'56.199	4.077	0.164	18
24	25 GREGOR Daniel	DEU	The Driving Experiences	The Driving Experiences	Porsche 911 GT3 CUP 992	R	1'56.383	4.261	0.184	21
25	56 BRUSA Cesare	ITA	Prima Ghinzani Motorsport	Prima Ghinzani Motorsport	Porsche 911 GT3 CUP 992	MC	1'56.416	4.294	0.033	21
26	51 GNEMMI Paolo	ITA	Ebimotors	Ebimotors	Porsche 911 GT3 CUP 992	MC	1'56.696	4.574	0.280	18
27	3 CERQUI Alberto	ITA	BeDriver	BeDriver	Porsche 911 GT3 CUP 992		1'56.864	4.742	0.168	21
28	50 FENICI Francesco Maria	ITA	Raptor Engineering	Raptor Engineering	Porsche 911 GT3 CUP 992	MC	1'57.040	4.918	0.176	18
29	54 STEFANELLI Stefano	ITA	Team Malucelli	Team Malucelli	Porsche 911 GT3 CUP 992	MC	1'57.513	5.391	0.473	14
30	14 GIACON Steven	ITA	Scuderia Villorba Corse	Scuderia Villorba Corse	Porsche 911 GT3 CUP 992	R	1'57.954	5.832	0.441	19
31	99 CHIRIGUT Horia-Traian	ROU	Scuderia Villorba Corse	Scuderia Villorba Corse	Porsche 911 GT3 CUP 992	MC	1'57.976	5.854	0.022	25
32	53 MOTOKI Takami	JPN	Ombra Racing	Ombra Racing	Porsche 911 GT3 CUP 992	MC	1'57.987	5.865	0.011	23
33	33 FELBERMAYR Horst Felix	AUT	The Driving Experiences	The Driving Experiences	Porsche 911 GT3 CUP 992		1'58.234	6.112	0.247	14

Umidità	86%	Aria	15°C
Condizioni	WET	Pista	17°C

Direttore di Gara : Renato Schmidt

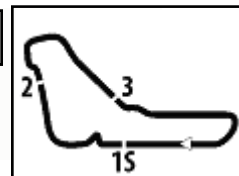
Direttore di Prova : Massimiliano Ghinassi

04/10/2024 Inizio 14:10 Fine 15:12

Esposta alle:

Powered by FICr PERUGIA TIMING





ACI Racing Weekend Monza, 5-6 Ottobre 2024

Porsche Carrera Cup Italia - Classifica Prove Libere

Autodromo Monza 5.793 m

2 / 3

Penalty and Infringement

14.17	7	B. HALL	#7 Time Deleted (1'59.804) - Exceeded Track Limits T2
14.18	1	L. TEN VOORDE	#1 Time Deleted (1'58.917) - Exceeded Track Limits T2
14.18	17	F. SCHURING	#17 Time Deleted (1'59.613) - Exceeded Track Limits T2
14.18	56	C. BRUSA	#56 Time Deleted (2'03.945) - Exceeded Track Limits T2
14.20	99	H. CHIRIGUT	#99 Time Deleted (2'06.590) - Exceeded Track Limits T5
14.21	27	L. LAURINI	#27 Time Deleted (2'00.730) - Exceeded Track Limits T2
14.26	8	K. MASTERS	#8 Time Deleted (1'56.684) - Exceeded Track Limits T2
14.27	28	F. BRASCHI	#28 Time Deleted (1'56.955) - Exceeded Track Limits T5
14.30	56	C. BRUSA	#56 Time Deleted (2'16.702) - Exceeded Track Limits T8
14.31	27	L. LAURINI	#27 Time Deleted (1'58.710) - Exceeded Track Limits T2
14.31	24	F. FANT	#24 Time Deleted (2'02.985) - Exceeded Track Limits T2
14.31	22	R. DE HAAN	#22 Time Deleted (2'07.023) - Exceeded Track Limits T5
14.34	46	N. PUJATTI	#46 Time Deleted (2'10.239) - Exceeded Track Limits T8
14.35	32	G. QUARESMINI	#32 Time Deleted (1'56.341) - Exceeded Track Limits T5
14.36	4	H. VAN EIJNDHOVEN	#4 Time Deleted (2'07.941) - Exceeded Track Limits T8
14.36	15	A. FESTANTE	#15 Time Deleted (1'56.001) - Exceeded Track Limits T2
14.38	7	B. HALL	#7 Time Deleted (1'56.158) - Exceeded Track Limits T2
14.41	27	L. LAURINI	#27 Time Deleted (2'08.474) - Exceeded Track Limits T8
14.41	32	G. QUARESMINI	#32 Time Deleted (2'02.067) - Exceeded Track Limits T8
14.42	46	N. PUJATTI	#46 Time Deleted (1'58.457) - Exceeded Track Limits T2
14.43	26	M. KLEIN	#26 Time Deleted (2'03.452) - Exceeded Track Limits T2
14.43	56	C. BRUSA	#56 Time Deleted (1'58.620) - Exceeded Track Limits T5
14.45	56	C. BRUSA	#56 Time Deleted (1'58.179) - Exceeded Track Limits T5
14.46	46	N. PUJATTI	#46 Time Deleted (1'57.030) - Exceeded Track Limits T10
14.48	3	A. CERQUI	#3 Time Deleted (2'09.817) - Exceeded Track Limits T2
14.48	33	H. FELBERMAYR	#33 Time Deleted (2'15.130) - Exceeded Track Limits T2
14.49	14	S. GIACON	#14 Time Deleted (1'57.199) - Exceeded Track Limits T5
14.50	26	M. KLEIN	#26 Time Deleted (1'55.522) - Exceeded Track Limits T2
14.51	46	N. PUJATTI	#46 Time Deleted (1'58.009) - Exceeded Track Limits T10
14.52	11	O. GRAY	#11 Time Deleted (1'54.694) - Exceeded Track Limits T2
14.55	46	N. PUJATTI	#46 Time Deleted (1'56.337) - Exceeded Track Limits T10
14.56	26	M. KLEIN	#26 Time Deleted (2'00.655) - Exceeded Track Limits T2
14.56	28	F. BRASCHI	#28 Time Deleted (1'54.248) - Exceeded Track Limits T2
14.57	46	N. PUJATTI	#46 Time Deleted (2'06.211) - Exceeded Track Limits T10
15.00	21	D. BERTONELLI	#21 Time Deleted (1'56.696) - Exceeded Track Limits T5
15.04	21	D. BERTONELLI	#21 Time Deleted (1'59.986) - Exceeded Track Limits T8
15.05	25	D. GREGOR	#25 Time Deleted (1'57.638) - Exceeded Track Limits T2
15.06	27	L. LAURINI	#27 Time Deleted (2'16.634) - Exceeded Track Limits T5
15.07	8	K. MASTERS	#8 Time Deleted (1'54.876) - Exceeded Track Limits T2
15.07	38	S. IAQUINTA	#38 Time Deleted (1'56.726) - Exceeded Track Limits T8
15.08	7	B. HALL	#7 Time Deleted (1'54.779) - Exceeded Track Limits T2
15.09	28	F. BRASCHI	#28 Time Deleted (1'56.619) - Exceeded Track Limits T2
15.09	25	D. GREGOR	#25 Time Deleted (2'09.798) - Exceeded Track Limits T2
15.09	8	K. MASTERS	#8 Time Deleted (1'52.319) - Exceeded Track Limits T2
15.10	17	F. SCHURING	#17 Time Deleted (1'59.380) - Exceeded Track Limits T8

Direttore di Gara : Renato Schmidt

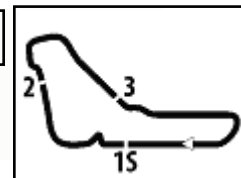
Direttore di Prova : Massimiliano Ghinassi

04/10/2024 Inizio 14:10 Fine 15:12

Esposta alle:

Powered by FICr PERUGIA TIMING





Fastest Laps Sequence

Num.	Concorrente	Naz	Team	Auto	Local Time	Tempo	Dist.	Media
38	S. IAQUINTA	ITA	Prima Ghinzani Motorsport	Porsche 911 GT3 CUP 992	14:14'31.946	2'06.097		165,387
3	A. CERQUI	ITA	BeDriver	Porsche 911 GT3 CUP 992	14:14'46.000	2'01.635	-4.462	171,454
26	M. KLEIN	FRA	Target Competition	Porsche 911 GT3 CUP 992	14:14'58.357	2'01.465	-0.170	171,694
21	D. BERTONELLI	ITA	The Driving Experiences	Porsche 911 GT3 CUP 992	14:16'27.474	2'00.244	-1.221	173,437
38	S. IAQUINTA	ITA	Prima Ghinzani Motorsport	Porsche 911 GT3 CUP 992	14:16'29.533	1'57.587	-2.657	177,356
1	L. TEN VOORDE	NLD	Enrico Fulgenzi Racing	Porsche 911 GT3 CUP 992	14:21'02.847	1'57.414	-0.173	177,618
1	L. TEN VOORDE	NLD	Enrico Fulgenzi Racing	Porsche 911 GT3 CUP 992	14:22'59.914	1'57.067	-0.347	178,144
38	S. IAQUINTA	ITA	Prima Ghinzani Motorsport	Porsche 911 GT3 CUP 992	14:28'37.349	1'56.351	-0.716	179,240
8	K. MASTERS	ZAF	Team Q8 Hi-Perform	Porsche 911 GT3 CUP 992	14:31'44.681	1'56.299	-0.052	179,321
38	S. IAQUINTA	ITA	Prima Ghinzani Motorsport	Porsche 911 GT3 CUP 992	14:32'41.498	1'55.669	-0.630	180,297
22	R. DE HAAN	NLD	Target Competition	Porsche 911 GT3 CUP 992	14:36'30.142	1'55.399	-0.270	180,719
11	O. GRAY	GBR	Ombra Racing	Porsche 911 GT3 CUP 992	14:42'13.560	1'55.257	-0.142	180,942
11	O. GRAY	GBR	Ombra Racing	Porsche 911 GT3 CUP 992	14:44'08.631	1'55.071	-0.186	181,234
22	R. DE HAAN	NLD	Target Competition	Porsche 911 GT3 CUP 992	14:47'49.077	1'54.770	-0.301	181,710
22	R. DE HAAN	NLD	Target Competition	Porsche 911 GT3 CUP 992	14:49'43.228	1'54.151	-0.619	182,695
22	R. DE HAAN	NLD	Target Competition	Porsche 911 GT3 CUP 992	14:53'31.428	1'54.048	-0.103	182,860
38	S. IAQUINTA	ITA	Prima Ghinzani Motorsport	Porsche 911 GT3 CUP 992	14:59'23.562	1'53.649	-0.399	183,502
1	L. TEN VOORDE	NLD	Enrico Fulgenzi Racing	Porsche 911 GT3 CUP 992	15:02'55.495	1'53.122	-0.527	184,357
1	L. TEN VOORDE	NLD	Enrico Fulgenzi Racing	Porsche 911 GT3 CUP 992	15:06'41.626	1'52.995	-0.127	184,564
1	L. TEN VOORDE	NLD	Enrico Fulgenzi Racing	Porsche 911 GT3 CUP 992	15:08'33.748	1'52.122	-0.873	186,001

Direttore di Gara : Renato Schmidt

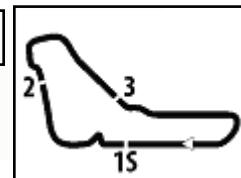
Direttore di Prova : Massimiliano Ghinassi

04/10/2024 Inizio 14:10 Fine 15:12

Esposta alle:

Powered by FICr PERUGIA TIMING





ACI Racing Weekend Monza, 5-6 Ottobre 2024

Porsche Carrera Cup Italia - Classifica di Classe Prove Libere

Michelin Cup

Num. Conduttore	Naz	Concorrente	Team	Auto	Tempo	Dist.	Rel.	Giri			
1	52	DE AMICIS	Alberto	ITA	Ebimotors	Ebimotors	Porsche 911 GT3 CUP 992	1'55.583		17	
2	56	BRUSA	Cesare	ITA	Prima Ghinzani Motorsport	Prima Ghinzani Motorsport	Porsche 911 GT3 CUP 992	1'56.416	0.833	0.833	21
3	51	GNEMMI	Paolo	ITA	Ebimotors	Ebimotors	Porsche 911 GT3 CUP 992	1'56.696	1.113	0.280	18
4	50	FENICI	Francesco Maria	ITA	Raptor Engineering	Raptor Engineering	Porsche 911 GT3 CUP 992	1'57.040	1.457	0.344	18
5	54	STEFANELLI	Stefano	ITA	Team Malucelli	Team Malucelli	Porsche 911 GT3 CUP 992	1'57.513	1.930	0.473	14
6	99	CHIRIGUT	Horia-Traian	ROU	Scuderia Villorba Corse	Scuderia Villorba Corse	Porsche 911 GT3 CUP 992	1'57.976	2.393	0.463	25
7	53	MOTOKI	Takami	JPN	Ombra Racing	Ombra Racing	Porsche 911 GT3 CUP 992	1'57.987	2.404	0.011	23

Rookie

Num. Conduttore	Naz	Concorrente	Team	Auto	Tempo	Dist.	Rel.	Giri			
1	11	GRAY	Oliver	GBR	Ombra Racing	Ombra Racing	Porsche 911 GT3 CUP 992	1'53.405		21	
2	69	ROVANPERÄ	Kalle	FIN	Prima Ghinzani Motorsport	Prima Ghinzani Motorsport	Porsche 911 GT3 CUP 992	1'54.785	1.380	0.064	19
3	44	OLIVIERI	Flavio	ITA	Raptor Engineering	Raptor Engineering	Porsche 911 GT3 CUP 992	1'54.849	0.286	0.215	23
4	28	BRASCHI	Francesco	ITA	Dinamic Motorsport	Dinamic Motorsport	Porsche 911 GT3 CUP 992	1'55.135	0.067	0.168	14
5	12	ZENDELI	Lirim	DEU	Ombra Racing	Ombra Racing	Porsche 911 GT3 CUP 992	1'55.350	0.616	0.184	21
6	18	PAPI	Cosimo	ITA	Ebimotors	Ebimotors	Porsche 911 GT3 CUP 992	1'55.417	0.452	0.164	18
7	46	PUJATTI	Nicholas	ITA	Scuderia Villorba Corse	Scuderia Villorba Corse	Porsche 911 GT3 CUP 992	1'56.035	0.800	1.571	19
8	24	FANT	Filippo	ITA	Team Malucelli	Team Malucelli	Porsche 911 GT3 CUP 992	1'56.199	2.371		
9	25	GREGOR	Daniel	DEU	The Driving Experiences	The Driving Experiences	Porsche 911 GT3 CUP 992	1'56.383			
10	14	GIACON	Steven	ITA	Scuderia Villorba Corse	Scuderia Villorba Corse	Porsche 911 GT3 CUP 992	1'57.954			

Umidità	86%	Aria	15°C
Condizioni	WET	Pista	17°C

Direttore di Gara : Renato Schmidt

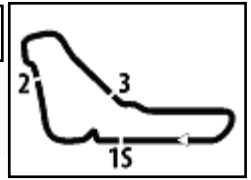
Direttore di Prova : Massimiliano Ghinassi

04/10/2024 Inizio 14:10 Fine 15:12

Esposta alle:

Powered by FICr PERUGIA TIMING





MIGLIOR GIRO

1	1 TEN VOORDE Larry	Porsche 911 GT3 CUP 992	1'52.122
2	38 IAQUINTA Simone	Porsche 911 GT3 CUP 992	1'53.219
3	11 GRAY Oliver	Porsche 911 GT3 CUP 992	1'53.405
4	22 DE HAAN Robert	Porsche 911 GT3 CUP 992	1'54.048
5	8 MASTERS Keagan	Porsche 911 GT3 CUP 992	1'54.285
6	4 VAN EIJNDHOVEN Huub	Porsche 911 GT3 CUP 992	1'54.287
7	26 KLEIN Marvin	Porsche 911 GT3 CUP 992	1'54.379
8	21 BERTONELLI Diego	Porsche 911 GT3 CUP 992	1'54.621
9	40 STIAK Janne	Porsche 911 GT3 CUP 992	1'54.642
10	7 HALL Bayley	Porsche 911 GT3 CUP 992	1'54.655
11	32 QUARESMINI Gianmarco	Porsche 911 GT3 CUP 992	1'54.708
12	69 ROVANPERÄ Kalle	Porsche 911 GT3 CUP 992	1'54.785
13	44 OLIVIERI Flavio	Porsche 911 GT3 CUP 992	1'54.849
14	15 FESTANTE Aldo	Porsche 911 GT3 CUP 992	1'55.031
15	10 ARMANNI Pietro	Porsche 911 GT3 CUP 992	1'55.106
16	28 BRASCHI Francesco	Porsche 911 GT3 CUP 992	1'55.135
17	27 LAURINI Lodovico	Porsche 911 GT3 CUP 992	1'55.311
18	12 ZENDELI Lirim	Porsche 911 GT3 CUP 992	1'55.350
19	18 PAPI Cosimo	Porsche 911 GT3 CUP 992	1'55.417
20	52 DE AMICIS Alberto	Porsche 911 GT3 CUP 992	1'55.583
21	17 SCHURING Flynt	Porsche 911 GT3 CUP 992	1'55.819
22	46 PUJATTI Nicholas	Porsche 911 GT3 CUP 992	1'56.035
23	24 FANT Filippo	Porsche 911 GT3 CUP 992	1'56.199
24	25 GREGOR Daniel	Porsche 911 GT3 CUP 992	1'56.383
25	56 BRUSA Cesare	Porsche 911 GT3 CUP 992	1'56.416
26	51 GNEMMI Paolo	Porsche 911 GT3 CUP 992	1'56.696
27	3 CERQUI Alberto	Porsche 911 GT3 CUP 992	1'56.864
28	50 FENICI Francesco Maria	Porsche 911 GT3 CUP 992	1'57.040
29	54 STEFANELLI Stefano	Porsche 911 GT3 CUP 992	1'57.513
30	14 GIACON Steven	Porsche 911 GT3 CUP 992	1'57.954
31	99 CHIRIGUT Horia-Traian	Porsche 911 GT3 CUP 992	1'57.976
32	53 MOTOKI Takami	Porsche 911 GT3 CUP 992	1'57.987
33	33 FELBERMAYR Horst Felix	Porsche 911 GT3 CUP 992	1'58.234

SPEED

1	38 IAQUINTA Simone	Porsche 911 GT3 CUP 992	261,5
2	3 CERQUI Alberto	Porsche 911 GT3 CUP 992	260,9
3	22 DE HAAN Robert	Porsche 911 GT3 CUP 992	260,9
4	26 KLEIN Marvin	Porsche 911 GT3 CUP 992	259,0
5	46 PUJATTI Nicholas	Porsche 911 GT3 CUP 992	254,7
6	12 ZENDELI Lirim	Porsche 911 GT3 CUP 992	254,7
7	53 MOTOKI Takami	Porsche 911 GT3 CUP 992	254,7
8	44 OLIVIERI Flavio	Porsche 911 GT3 CUP 992	254,1
9	7 HALL Bayley	Porsche 911 GT3 CUP 992	254,1
10	15 FESTANTE Aldo	Porsche 911 GT3 CUP 992	252,9
11	8 MASTERS Keagan	Porsche 911 GT3 CUP 992	252,9
12	28 BRASCHI Francesco	Porsche 911 GT3 CUP 992	252,3
13	56 BRUSA Cesare	Porsche 911 GT3 CUP 992	251,7
14	10 ARMANNI Pietro	Porsche 911 GT3 CUP 992	250,6
15	52 DE AMICIS Alberto	Porsche 911 GT3 CUP 992	250,0
16	69 ROVANPERÄ Kalle	Porsche 911 GT3 CUP 992	249,4
17	1 TEN VOORDE Larry	Porsche 911 GT3 CUP 992	248,8
18	14 GIACON Steven	Porsche 911 GT3 CUP 992	248,8
19	17 SCHURING Flynt	Porsche 911 GT3 CUP 992	248,3
20	50 FENICI Francesco Maria	Porsche 911 GT3 CUP 992	248,3
21	11 GRAY Oliver	Porsche 911 GT3 CUP 992	247,7
22	27 LAURINI Lodovico	Porsche 911 GT3 CUP 992	247,1
23	18 PAPI Cosimo	Porsche 911 GT3 CUP 992	246,6
24	40 STIAK Janne	Porsche 911 GT3 CUP 992	246,6
25	51 GNEMMI Paolo	Porsche 911 GT3 CUP 992	243,8
26	54 STEFANELLI Stefano	Porsche 911 GT3 CUP 992	243,8
27	24 FANT Filippo	Porsche 911 GT3 CUP 992	243,2
28	32 QUARESMINI Gianmarco	Porsche 911 GT3 CUP 992	241,6
29	33 FELBERMAYR Horst Felix	Porsche 911 GT3 CUP 992	237,4
30	99 CHIRIGUT Horia-Traian	Porsche 911 GT3 CUP 992	237,4
31	21 BERTONELLI Diego	Porsche 911 GT3 CUP 992	236,8
32	4 VAN EIJNDHOVEN Huub	Porsche 911 GT3 CUP 992	236,8
33	25 GREGOR Daniel	Porsche 911 GT3 CUP 992	228,3

SEG. 1

1	22 DE HAAN Robert	10.312
2	8 MASTERS Keagan	10.328
3	38 IAQUINTA Simone	10.339
4	15 FESTANTE Aldo	10.354
5	10 ARMANNI Pietro	10.376
6	17 SCHURING Flynt	10.378
7	44 OLIVIERI Flavio	10.379
8	26 KLEIN Marvin	10.379
9	12 ZENDELI Lirim	10.381
10	56 BRUSA Cesare	10.396
11	24 FANT Filippo	10.402
12	1 TEN VOORDE Larry	10.404
13	11 GRAY Oliver	10.411
14	46 PUJATTI Nicholas	10.415
15	28 BRASCHI Francesco	10.418
16	40 STIAK Janne	10.422
17	4 VAN EIJNDHOVEN Huu	10.423
18	53 MOTOKI Takami	10.425
19	27 LAURINI Lodovico	10.441
20	18 PAPI Cosimo	10.450
21	21 BERTONELLI Diego	10.456
22	54 STEFANELLI Stefano	10.458
23	7 HALL Bayley	10.459
24	33 FELBERMAYR Horst Feli	10.462
25	99 CHIRIGUT Horia-Traian	10.463
26	14 GIACON Steven	10.472
27	50 FENICI Francesco Maria	10.476
28	52 DE AMICIS Alberto	10.480
29	32 QUARESMINI Gianmarco	10.483
30	69 ROVANPERÄ Kalle	10.485
31	51 GNEMMI Paolo	10.510
32	3 CERQUI Alberto	10.526
33	25 GREGOR Daniel	10.553

SEG. 2

1	8 MASTERS Keagan	24.247
2	7 HALL Bayley	24.306
3	26 KLEIN Marvin	24.536
4	15 FESTANTE Aldo	24.574
5	28 BRASCHI Francesco	24.823
6	38 IAQUINTA Simone	24.946
7	11 GRAY Oliver	24.994
8	1 TEN VOORDE Larry	25.197
9	40 STIAK Janne	25.211
10	46 PUJATTI Nicholas	25.217
11	22 DE HAAN Robert	25.304
12	52 DE AMICIS Alberto	25.338
13	18 PAPI Cosimo	25.338
14	21 BERTONELLI Diego	25.352
15	51 GNEMMI Paolo	25.354
16	56 BRUSA Cesare	25.397
17	27 LAURINI Lodovico	25.411
18	10 ARMANNI Pietro	25.418
19	69 ROVANPERÄ Kalle	25.465
20	24 FANT Filippo	25.477
21	17 SCHURING Flynt	25.487
22	12 ZENDELI Lirim	25.498
23	44 OLIVIERI Flavio	25.540
24	4 VAN EIJNDHOVEN Huu	25.561
25	25 GREGOR Daniel	25.562
26	50 FENICI Francesco Maria	25.636
27	53 MOTOKI Takami	25.655
28	32 QUARESMINI Gianmarco	25.721
29	99 CHIRIGUT Horia-Traian	25.785
30	3 CERQUI Alberto	25.800
31	54 STEFANELLI Stefano	25.827
32	14 GIACON Steven	25.841
33	33 FELBERMAYR Horst Feli	25.854

SEG. 3

1	1 TEN VOORDE Larry	37.469
2	4 VAN EIJNDHOVEN Huu	38.162
3	17 SCHURING Flynt	38.344
4	38 IAQUINTA Simone	38.399
5	7 HALL Bayley	38.533
6	11 GRAY Oliver	38.554
7	22 DE HAAN Robert	38.608
8	32 QUARESMINI Gianmarco	38.726
9	21 BERTONELLI Diego	38.737
10	69 ROVANPERÄ Kalle	38.762
11	26 KLEIN Marvin	38.865
12	25 GREGOR Daniel	38.900
13	8 MASTERS Keagan	38.901
14	40 STIAK Janne	38.921
15	27 LAURINI Lodovico	39.052
16	15 FESTANTE Aldo	39.064
17	44 OLIVIERI Flavio	39.072
18	52 DE AMICIS Alberto	39.084
19	10 ARMANNI Pietro	39.171
20	28 BRASCHI Francesco	39.306
21	12 ZENDELI Lirim	39.311
22	46 PUJATTI Nicholas	39.349
23	51 GNEMMI Paolo	39.434
24	18 PAPI Cosimo	39.437
25	24 FANT Filippo	39.492
26	56 BRUSA Cesare	39.700
27	3 CERQUI Alberto	39.796
28	50 FENICI Francesco Maria	39.853
29	14 GIACON Steven	39.993
30	54 STEFANELLI Stefano	40.064
31	53 MOTOKI Takami	40.205
32	99 CHIRIGUT Horia-Traian	40.337
33	33 FELBERMAYR Horst Feli	40.821

SEG. 4

1	1 TEN VOORDE Larry	38.904
2	38 IAQUINTA Simone	39.246
3	4 VAN EIJNDHOVEN Huu	39.298
4	22 DE HAAN Robert	39.319
5	11 GRAY Oliver	39.446
6	21 BERTONELLI Diego	39.511
7	40 STIAK Janne	39.549
8	8 MASTERS Keagan	39.618
9	32 QUARESMINI Gianmarco	39.691
10	15 FESTANTE Aldo	39.725
11	44 OLIVIERI Flavio	39.725
12	26 KLEIN Marvin	39.751
13	69 ROVANPERÄ Kalle	39.906
14	7 HALL Bayley	39.936
15	28 BRASCHI Francesco	39.952
16	17 SCHURING Flynt	39.997
17	12 ZENDELI Lirim	40.049
18	10 ARMANNI Pietro	40.125
19	27 LAURINI Lodovico	40.155
20	18 PAPI Cosimo	40.183
21	3 CERQUI Alberto	40.415
22	25 GREGOR Daniel	40.434
23	52 DE AMICIS Alberto	40.448
24	46 PUJATTI Nicholas	40.495
25	56 BRUSA Cesare	40.737
26	51 GNEMMI Paolo	40.741
27	24 FANT Filippo	40.765
28	54 STEFANELLI Stefano	40.838
29	50 FENICI Francesco Maria	40.857
30	14 GIACON Steven	41.017
31	33 FELBERMAYR Horst Feli	41.036
32	99 CHIRIGUT Horia-Traian	41.103
33	53 MOTOKI Takami	41.380





ACI Racing Weekend Monza, 5-6 Ottobre 2024
Porsche Carrera Cup Italia - Ideal Time Prove Libere

Autodromo Monza 5.793 m
1 / 2

Num.	Conditore	Auto	Seg. 1 Diff. 1	Seg. 2 Diff. 2	Seg. 3 Diff. 3	Seg. 4 Diff. 4	Ideal Time Miglior Giro	Pos.	Diff.
1	1 TEN VOORDE L. (NLD)	Porsche 911 GT3 CUP 992	10.404 +0.016	25.197	37.469	38.904 +0.132	1'51.974 1'52.122	1	0.148
2	38 IAQUINTA S. (ITA)	Porsche 911 GT3 CUP 992	10.339 +0.077	24.946	38.399	39.246 +0.212	1'52.930 1'53.219	2	0.289
3	8 MASTERS K. (ZAF)	Porsche 911 GT3 CUP 992	10.328 +0.073	24.247 +1.118	38.901	39.618	1'53.094 1'54.285	5	1.191
4	7 HALL B. (AUS)	Porsche 911 GT3 CUP 992	10.459 +0.133	24.306 +1.288	38.533	39.936	1'53.234 1'54.655	10	1.421
5	11 GRAY O. (GBR)	Porsche 911 GT3 CUP 992	10.411	24.994	38.554	39.446	1'53.405 1'53.405	3	
6	4 VAN EIJNDHOVEN H. (N)	Porsche 911 GT3 CUP 992	10.423 +0.146	25.561 +0.491	38.162 +0.206	39.298	1'53.444 1'54.287	6	0.843
7	26 KLEIN M. (FRA)	Porsche 911 GT3 CUP 992	10.379 +0.008	24.536 +0.736	38.865	39.751 +0.104	1'53.531 1'54.379	7	0.848
8	22 DE HAAN R. (NLD)	Porsche 911 GT3 CUP 992	10.312 +0.028	25.304 +0.477	38.608	39.319	1'53.543 1'54.048	4	0.505
9	15 FESTANTE A. (ITA)	Porsche 911 GT3 CUP 992	10.354 +0.072	24.574 +1.242	39.064	39.725	1'53.717 1'55.031	14	1.314
10	21 BERTONELLI D. (ITA)	Porsche 911 GT3 CUP 992	10.456	25.352 +0.414	38.737 +0.151	39.511	1'54.056 1'54.621	8	0.565
11	40 STIAK J. (DEU)	Porsche 911 GT3 CUP 992	10.422 +0.014	25.211 +0.211	38.921 +0.314	39.549	1'54.103 1'54.642	9	0.539
12	17 SCHURING F. (NLD)	Porsche 911 GT3 CUP 992	10.378	25.487 +0.137	38.344 +1.470	39.997 +0.006	1'54.206 1'55.819	21	1.613
13	28 BRASCHI F. (ITA)	Porsche 911 GT3 CUP 992	10.418 +0.106	24.823 +0.530	39.306	39.952	1'54.499 1'55.135	16	0.636
14	69 ROVANPERÄ K. (FIN)	Porsche 911 GT3 CUP 992	10.485 +0.027	25.465	38.762 +0.140	39.906	1'54.618 1'54.785	12	0.167
15	32 QUARESMINI G. (ITA)	Porsche 911 GT3 CUP 992	10.483 +0.061	25.721 +0.026	38.726	39.691	1'54.621 1'54.708	11	0.087
16	44 OLIVIERI F. (ITA)	Porsche 911 GT3 CUP 992	10.379 +0.117	25.540 +0.016	39.072	39.725	1'54.716 1'54.849	13	0.133
17	27 LAURINI L. (ITA)	Porsche 911 GT3 CUP 992	10.441 +0.043	25.411 +0.127	39.052 +0.082	40.155	1'55.059 1'55.311	17	0.252
18	10 ARMANNI P. (ITA)	Porsche 911 GT3 CUP 992	10.376 +0.016	25.418	39.171	40.125	1'55.090 1'55.106	15	0.016
19	12 ZENDELI L. (DEU)	Porsche 911 GT3 CUP 992	10.381 +0.012	25.498 +0.096	39.311	40.049 +0.003	1'55.239 1'55.350	18	0.111
20	52 DE AMICIS A. (ITA)	Porsche 911 GT3 CUP 992	10.480 +0.006	25.338 +0.074	39.084 +0.129	40.448 +0.024	1'55.350 1'55.583	20	0.233
21	18 PAPI C. (ITA)	Porsche 911 GT3 CUP 992	10.450 +0.009	25.338	39.437	40.183	1'55.408 1'55.417	19	0.009
22	25 GREGOR D. (DEU)	Porsche 911 GT3 CUP 992	10.553 +0.193	25.562 +0.741	38.900	40.434	1'55.449 1'56.383	24	0.934
23	46 PUJATTI N. (ITA)	Porsche 911 GT3 CUP 992	10.415 +0.052	25.217 +0.411	39.349 +0.096	40.495	1'55.476 1'56.035	22	0.559
24	51 GNEMMI P. (ITA)	Porsche 911 GT3 CUP 992	10.510 +0.063	25.354 +0.281	39.434 +0.313	40.741	1'56.039 1'56.696	26	0.657
25	24 FANT F. (ITA)	Porsche 911 GT3 CUP 992	10.402 +0.063	25.477	39.492	40.765	1'56.136 1'56.199	23	0.063
26	56 BRUSA C. (ITA)	Porsche 911 GT3 CUP 992	10.396 +0.031	25.397	39.700 +0.155	40.737	1'56.230 1'56.416	25	0.186
27	3 CERQUI A. (ITA)	Porsche 911 GT3 CUP 992	10.526 +0.062	25.800	39.796 +0.265	40.415	1'56.537 1'56.864	27	0.327
28	50 FENICI F. (ITA)	Porsche 911 GT3 CUP 992	10.476 +0.095	25.636 +0.123	39.853	40.857	1'56.822 1'57.040	28	0.218
29	54 STEFANELLI S. (ITA)	Porsche 911 GT3 CUP 992	10.458 +0.044	25.827 +0.282	40.064	40.838	1'57.187 1'57.513	29	0.326
30	14 GIACON S. (ITA)	Porsche 911 GT3 CUP 992	10.472 +0.338	25.841 +0.086	39.993 +0.207	41.017	1'57.323 1'57.954	30	0.631
31	53 MOTOKI T. (JPN)	Porsche 911 GT3 CUP 992	10.425 +0.084	25.655 +0.238	40.205	41.380	1'57.665 1'57.987	32	0.322
32	99 CHIRIGUT H. (ROU)	Porsche 911 GT3 CUP 992	10.463 +0.103	25.785	40.337 +0.129	41.103 +0.056	1'57.688 1'57.976	31	0.288
33	33 FELBERMAYR H. (AUT)	Porsche 911 GT3 CUP 992	10.462 +0.026	25.854 +0.035	40.821	41.036	1'58.173 1'58.234	33	0.061

04/10/2024

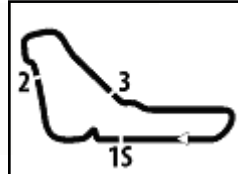
Powered by FICR PERUGIA TIMING



PORSCHE

CARRERA CUP
ITALIA

1.4



ACI Racing Weekend Monza, 5-6 Ottobre 2024

Porsche Carrera Cup Italia - Ideal Time Prove Libere

Autodromo Monza 5.793 m

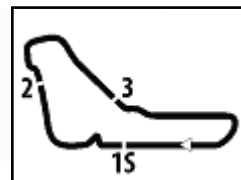
2 / 2

Num. Conduttore	Auto	Seg. 1	Seg. 2	Seg. 3	Seg. 4	Ideal Time		
		Diff. 1	Diff. 2	Diff. 3	Diff. 4	Miglior Giro	Pos.	Diff.
	Ideal Time Assoluto	10.312	24.247	37.469	38.904		1'50.932	



ACI Racing Weekend Monza, 5-6 Ottobre 2024
Porsche Carrera Cup Italia - Analisi Tempi Prove Libere

1.5



Autodromo Monza 5.793 m

1 / 7

1 L. TEN VORDE (1'52.122)

Giro	Seg.1	Seg.2	Seg.3	Seg.4	T. Giro	km/h	Local Time
1		36.038	49.691	47.017		128,7	
2	15.713	30.610	44.382	44.732	2'15.437	109,6	14:14'58.026
3	13.612	28.374	44.191	42.313	2'08.490	161,7	14:17'06.516
4	10.514	27.110	40.388	40.905	1'58.917C	240,0	14:19'05.433
5	10.553	25.718	40.623	40.520	1'57.414	223,6	14:21'02.847
6	10.471	25.643	40.291	40.662	1'57.067	237,4	14:22'59.914
7	10.480	25.737	40.130	40.735	1'57.082	242,7	14:24'56.996
8	10.517	25.705	40.246	50.596	2'07.064P	237,4	14:27'04.060
9	5'46.377	26.358	39.865	40.347	7'32.947P	206,1	14:34'37.007
10	10.521	25.663	39.811	40.102	1'56.097	246,0	14:36'33.104
11	10.464	25.631	43.187	39.937	1'59.219	248,8	14:38'32.323
12	10.421	25.919	39.639	39.986	1'55.965	246,6	14:40'28.288
13	10.500	25.815	39.549	39.915	1'55.779	242,7	14:42'24.067
14	10.493	25.656	41.253	47.378	2'04.780P	242,7	14:44'28.847
15	6'43.495	31.574	44.388	43.496	8'42.953P	142,3	14:53'11.800
16	10.674	30.237	40.086	40.390	2'01.387	220,0	14:55'13.187
17	10.657	26.773	40.727	40.702	1'58.229	210,1	14:57'11.416
18	10.601	26.014	39.025	39.704	1'55.344	216,4	14:59'06.760
19	10.538	27.160	38.448	39.467	1'55.613	225,0	15:01'02.373
20	10.521	25.511	38.086	39.004	1'53.122	229,8	15:02'55.495
21	10.491	25.513	38.045	39.087	1'53.136	225,0	15:04'48.631
22	10.450	25.482	38.159	38.904	1'52.995	236,8	15:06'41.626
23	10.420	25.197	37.469	39.036	1'52.122	233,8	15:08'33.748
24	10.404	25.225	38.144	52.588	2'06.361P	242,7	15:10'40.109

10	10.601	26.055	39.827	40.648	1'57.131	227,4	14:34'37.996
11	10.471	25.561	39.426	52.483	2'07.941CP	236,8	14:36'45.937
12	5'52.758	34.687	45.823	46.406	7'59.674P	141,4	14:44'45.611
13	12.287	29.178	41.949	43.558	2'06.972	180,9	14:46'52.583
14	11.361	28.475	43.269	42.706	2'05.811	162,4	14:48'58.394
15	10.679	26.708	40.929	41.590	1'59.906	219,5	14:50'58.300
16	11.080	26.702	39.451	40.664	1'57.897	183,4	14:52'56.197
17	10.615	26.036	42.612	40.893	2'00.156	213,0	14:54'56.353
18	10.643	26.369	39.280	40.658	1'56.950	206,1	14:56'53.303
19	10.650	26.289	39.577	40.304	1'56.820	204,5	14:58'50.123
20	10.676	25.857	38.498	39.462	1'54.493	203,0	15:00'44.616
21	10.569	26.052	38.368	39.298	1'54.287	211,4	15:02'38.903
22	10.582	26.055	41.618	41.797	2'00.052	215,6	15:04'38.955
23	10.619	26.697	39.121	39.806	1'56.243	207,7	15:06'35.198
24	10.805	26.086	38.239	39.304	1'54.434	190,8	15:08'29.632
25	10.423	26.208	38.162	39.659	1'54.452	225,9	15:10'24.084

7 B. HALL (1'54.655)

Giro	Seg.1	Seg.2	Seg.3	Seg.4	T. Giro	km/h	Local Time
1		32.783	45.952	47.078		131,1	
2	12.126	28.660	42.071	44.555	2'07.412	157,0	14:14'59.185
3	11.448	28.223	41.287	41.994	2'02.952	179,7	14:17'02.137
4	10.689	26.233	41.213	41.669	1'59.804C	223,6	14:19'01.941
5	10.516	25.944	40.663	41.192	1'58.315	237,4	14:21'00.256
6	10.542	25.782	40.825	41.509	1'58.658	235,8	14:22'58.914
7	10.532	26.145	40.740	41.895	1'59.312	248,8	14:24'58.226
8	10.588	25.412	40.350	40.948	1'57.298	235,8	14:26'55.524
9	10.564	26.001	40.730	40.833	1'58.128	238,4	14:28'53.652
10	10.503	26.146	40.142	49.406	2'06.197P	254,1	14:30'59.849
11	3'21.437	29.106	40.997	40.797	5'12.337P	156,1	14:36'12.186
12	10.590	25.916	40.426	40.816	1'57.748	225,9	14:38'09.934
13	10.493	24.527	40.704	40.434	1'56.158C	252,9	14:40'06.092
14	10.581	26.055	40.277	40.879	1'57.792	229,8	14:42'03.884
15	10.582	25.727	39.540	40.419	1'56.268	229,3	14:44'00.152
16	10.596	25.611	39.467	40.078	1'55.752	225,9	14:45'55.904
17	10.548	25.423	39.425	40.200	1'55.596	232,8	14:47'51.500
18	10.459	26.093	39.683	47.574	2'03.809P	239,5	14:49'55.309
19	1'55.661	34.578	46.360	45.773	4'02.372P	155,0	14:53'57.681
20	11.667	29.711	43.312	52.444	2'17.134P	189,1	14:56'14.815
21	1'52.434	29.170	42.767	43.718	3'48.089P	175,9	15:00'02.904
22	11.467	27.365	40.791	41.891	2'01.514	181,8	15:02'04.418
23	10.853	26.623	40.189	41.774	1'59.439	204,2	15:04'03.857
24	10.798	26.462	42.378	41.531	2'01.169	210,9	15:06'05.026
25	10.745	26.333	39.035	40.636	1'56.749	204,2	15:08'01.775
26	10.551	24.306	39.568	40.354	1'54.779C	233,3	15:09'56.554
27	10.592	25.594	38.533	39.936	1'54.655	222,7	15:11'51.209

8 K. MASTERS (1'54.285)

Giro	Seg.1	Seg.2	Seg.3	Seg.4	T. Giro	km/h	Local Time
1		28.546	41.746	41.510		164,9	
2	10.614	25.997	40.131	40.624	1'57.366	217,3	14:23'57.071
3	10.495	25.372	40.226	40.591	1'56.684C	233,3	14:25'53.755
4	10.563	25.816	40.616	40.761	1'57.756	222,2	14:27'51.511
5	10.548	25.781	40.199	40.343	1'56.871	225,5	14:29'48.382
6	10.498	25.682	39.788	40.331	1'56.299	232,3	14:31'44.681
7	10.500	25.699	40.059	57.191	2'13.449P	231,8	14:33'58.130
8	5'57.595	29.888	42.916	41.572	7'51.971P	132,7	14:41'50.101
9	10.535	25.550	48.255	40.762	2'05.102	230,8	14:43'55.203
10	10.410	25.472	39.379	40.047	1'55.308	237,4	14:45'50.511
11	10.466	25.518	39.233	39.952	1'55.169	237,4	14:47'45.680
12	10.481	25.513	39.093	39.729	1'54.816	235,3	14:49'40.496
13	10.434	25.532	39.326	40.415	1'55.707	236,8	14:51'36.203
14	10.401	25.365	38.901	39.618	1'54.285	243,8	14:53'30.488

4 H. VAN EIJNDHOVEN (1'54.287)

Giro	Seg.1	Seg.2	Seg.3	Seg.4	T. Giro	km/h	Local Time
1		31.007	45.216	46.237		119,6	
2	11.438	26.823	43.285	42.201	2'03.747	187,8	14:14'48.829
3	10.870	26.108	41.205	41.659	1'59.842	194,9	14:16'48.671
4	10.820	26.389	41.113	41.302	1'59.624	202,2	14:18'48.295
5	10.666	26.154	40.772	42.992	2'00.584	205,3	14:20'48.879
6	10.707	26.188	40.555	40.997	1'58.447	211,4	14:22'47.326
7	10.565	25.776	40.488	40.751	1'57.580	232,8	14:24'44.906
8	10.605	25.921	41.465	50.588	2'08.579P	219,5	14:26'53.485
9	3'59.195	27.018	40.328	40.839	5'47.380P	131,1	14:32'40.865

04/10/2024

P = Box In/Out - C = Tempo Invalidato

Powered by FICr PERUGIA TIMING



ACI Racing Weekend Monza, 5-6 Ottobre 2024
Porsche Carrera Cup Italia - Analisi Tempi Prove Libere

1.5



Autodromo Monza 5.793 m

2 / 7

15	10.328	27.417	39.076	39.918	1'56.739	252,9	14:55'27.227	10	3'14.772	28.315	42.374	42.621	5'08.082P	192,5	14:41'36.591
16	10.355	25.896	39.084	40.398	1'55.733	236,3	14:57'22.960	11	10.510	25.599	39.800	40.384	1'56.293	247,1	14:43'32.884
17	10.362	25.230	41.105	47.303	2'04.000P	252,3	14:59'26.960	12	10.478	25.548	40.017	40.216	1'56.259	252,3	14:45'29.143
18	1'24.759	32.048	48.455	45.010	3'30.272P	166,2	15:02'57.232	13	10.470	25.669	42.078	45.003	2'03.220	247,1	14:47'32.363
19	10.974	27.332	40.242	41.355	1'59.903	200,4	15:04'57.135	14	10.475	25.498	39.768	40.049	1'55.790	248,3	14:49'28.153
20	10.535	25.757	40.687	40.202	1'57.181	230,8	15:06'54.316	15	10.464	25.592	39.400	40.156	1'55.612	247,7	14:51'23.765
21	10.410	25.217	39.006	40.243	1'54.876C	240,0	15:08'49.192	16	10.435	25.571	39.415	42.048	1'57.469	250,6	14:53'21.234
22	10.437	24.247	38.351	39.284	1'52.319C	235,8	15:10'41.511	17	10.393	25.594	39.311	40.052	1'55.350	252,9	14:55'16.584

10 P. ARMANNI (1'55.106)

Giro	Seg.1	Seg.2	Seg.3	Seg.4	T. Giro	km/h	Local Time
1		45.844	1'10.747	59.210	71,8		
2	17.025	35.174	53.726	53.219	2'39.144	129,8	14:16'33.127
3	14.376	30.143	50.840	46.531	2'21.890	148,8	14:18'55.017
4	10.612	34.940	1'03.790	1'14.329	3'03.671P	226,9	14:21'58.688
5	6'00.665	30.911	41.620	42.280	7'55.476P	100,0	14:29'54.164
6	10.534	25.877	40.822	41.660	1'58.893	244,3	14:31'53.057
7	10.493	28.590	45.325	50.221	2'14.629P	244,9	14:34'07.686
8	15'23.718	27.299	42.707	44.030	17'17.754P	202,6	14:51'25.440
9	10.460	25.696	39.590	42.401	1'58.147	244,3	14:53'23.587
10	10.529	26.628	39.314	40.299	1'56.770	220,4	14:55'20.357
11	10.376	25.762	39.494	40.400	1'56.032	245,5	14:57'16.389
12	10.440	25.518	39.212	40.201	1'55.371	243,2	14:59'11.760
13	10.399	25.452	39.537	40.171	1'55.559	246,0	15:01'07.319
14	10.392	25.418	39.171	40.125	1'55.106	250,6	15:03'02.425
15	10.412	27.323	43.318	48.627	2'09.680P	249,4	15:05'12.105

14 S. GIACON (1'57.954)

Giro	Seg.1	Seg.2	Seg.3	Seg.4	T. Giro	km/h	Local Time
1		35.505	49.299	48.860	121,3		
2	11.832	27.759	43.788	43.317	2'06.696	172,0	14:14'52.539
3	10.584	27.785	42.025	43.882	2'04.276	236,8	14:16'56.815
4	10.662	26.456	42.369	42.257	2'01.744	211,4	14:18'58.559
5	10.595	26.384	41.269	41.858	2'00.106	222,7	14:20'58.665
6	10.572	26.279	41.898	43.763	2'02.512	224,5	14:23'01.177
7	10.541	26.047	40.773	41.741	1'59.102	224,5	14:25'00.279
8	10.547	26.092	47.829	50.921	2'15.389P	228,8	14:27'15.668
9	2'34.729	27.793	46.177	42.045	4'30.744P	181,8	14:31'46.412
10	10.562	25.909	40.466	41.087	1'58.024	229,8	14:33'44.436
11	10.513	25.857	40.915	44.096	2'01.381	246,0	14:35'45.817
12	10.485	26.405	40.845	50.245	2'07.980P	242,7	14:37'53.797
13	2'51.221	26.978	40.693	41.123	4'40.015P	208,5	14:42'33.812
14	10.472	26.409	40.236	41.686	1'58.803	248,8	14:44'32.615
15	10.535	25.841	39.993	48.776	2'05.145	237,9	14:46'37.760
16	10.810	25.927	40.200	41.017	1'57.954	235,8	14:48'35.714
17	10.531	26.076	39.439	41.153	1'57.199C	243,2	14:50'32.913
18	10.541	25.856	40.098	50.518	2'07.013P	240,0	14:52'39.926
19	12'44.251	37.192	55.932	50.816	15'08.191P	132,2	15:07'48.117
20	13.820	31.411	44.030	49.731	2'18.992	179,7	15:10'07.109

11 O. GRAY (1'53.405)

Giro	Seg.1	Seg.2	Seg.3	Seg.4	T. Giro	km/h	Local Time
1		30.239	42.103	42.324	155,8		
2	10.644	26.011	40.555	40.977	1'58.187	225,0	14:23'52.412
3	10.546	25.808	40.268	40.770	1'57.392	232,3	14:25'49.804
4	10.494	26.587	40.753	40.683	1'58.517	247,7	14:27'48.321
5	10.517	25.877	40.223	40.437	1'57.054	241,6	14:29'45.375
6	10.540	25.697	40.153	40.528	1'56.918	232,8	14:31'42.293
7	10.522	28.206	40.718	49.278	2'08.724P	238,4	14:33'51.017
8	4'35.797	27.727	42.408	41.354	6'27.286P	172,8	14:40'18.303
9	10.520	25.306	39.455	39.976	1'55.257	242,7	14:42'13.560
10	10.467	25.254	39.337	40.013	1'55.071	244,9	14:44'08.631
11	10.590	25.782	39.787	41.999	1'58.158	220,9	14:46'06.789
12	10.492	25.452	39.330	39.709	1'54.983	236,3	14:48'01.772
13	10.446	25.407	40.340	46.165	2'02.358	240,5	14:50'04.130
14	10.477	25.966	40.997	41.716	1'59.156	244,9	14:52'03.286
15	10.484	25.162	39.239	39.809	1'54.694C	238,4	14:53'57.980
16	10.454	25.372	39.731	43.656	1'59.213	236,3	14:55'57.193
17	10.497	25.416	38.845	39.999	1'54.757	231,3	14:57'51.950
18	10.461	25.537	39.045	39.586	1'54.629	227,8	14:59'46.579
19	10.466	26.432	39.767	47.572	2'04.237P	240,5	15:01'50.816
20	2'51.371	28.296	43.605	40.320	4'43.592P	165,4	15:06'34.408
21	10.518	25.184	38.780	39.649	1'54.131	229,3	15:08'28.539
22	10.411	24.994	38.554	39.446	1'53.405	247,7	15:10'21.944

12 L. ZENDELI (1'55.350)

Giro	Seg.1	Seg.2	Seg.3	Seg.4	T. Giro	km/h	Local Time
1		30.817	43.354	44.392	117,4		
2	10.668	26.122	41.189	41.587	1'59.566	228,3	14:21'47.441
3	10.555	26.002	40.801	41.179	1'58.537	247,7	14:23'45.978
4	10.533	25.651	48.185	45.953	2'10.322	248,3	14:25'56.300
5	10.499	25.801	40.569	41.176	1'58.045	241,1	14:27'54.345
6	10.489	31.579	48.638	47.065	2'17.771	248,8	14:30'12.116
7	10.491	25.804	40.634	41.051	1'57.980	243,8	14:32'10.096
8	10.487	25.754	40.310	40.655	1'57.206	237,4	14:34'07.302
9	10.511	34.397	42.590	53.709	2'21.207P	248,8	14:36'28.509

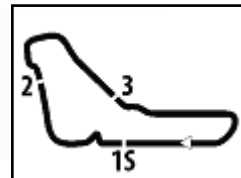
17 F. SCHURING (1'55.819)

Giro	Seg.1	Seg.2	Seg.3	Seg.4	T. Giro	km/h	Local Time
------	-------	-------	-------	-------	---------	------	------------

04/10/2024

P = Box In/Out - C = Tempo Invalidato





1		35.847	49.484	46.967		115,8		13	10.619	26.604	39.641	39.832	1'56.696C	212,6	15:00'52.544
2	16.016	30.661	43.807	45.153	2'15.637	129,5	14:14'59.140	14	10.515	26.183	41.414	39.996	1'58.108	230,3	15:02'50.652
3	13.789	27.743	44.166	42.633	2'08.331	161,2	14:17'07.471	15	10.516	25.768	38.737	44.965	1'59.986C	227,4	15:04'50.638
4	10.564	26.918	40.865	41.266	1'59.613C	235,3	14:19'07.084	16	10.456	25.766	38.888	39.511	1'54.621	235,3	15:06'45.259
5	10.527	25.967	41.235	40.789	1'58.518	224,1	14:21'05.602	17	10.491	25.352	38.873	50.821	2'05.537P	227,8	15:08'50.796

22 R. DE HAAN (1'54.048)

Giro	Seg.1	Seg.2	Seg.3	Seg.4	T. Giro	km/h	Local Time
1		30.199	43.071	42.388		109,8	
2	11.008	27.444	41.640	41.888	2'01.980	194,9	14:14'57.757
3	10.833	26.453	43.168	44.171	2'04.625	212,2	14:17'02.382
4	10.594	25.728	40.640	41.874	1'58.836	231,3	14:19'01.218
5	10.477	25.631	40.371	46.830	2'03.309P	244,9	14:21'04.527
6	3'32.609	28.687	42.518	43.111	5'26.925P	201,9	14:26'31.452
7	10.461	28.426	43.231	41.782	2'03.900	251,7	14:28'35.352
8	10.498	25.656	40.061	40.140	1'56.355	248,8	14:30'31.707
9	10.501	25.468	46.892	44.162	2'07.023C	240,0	14:32'38.730
10	10.434	25.384	39.702	40.493	1'56.013	247,7	14:34'34.743
11	10.443	25.488	39.513	39.955	1'55.399	253,5	14:36'30.142
12	10.424	25.634	46.495	46.918	2'09.471P	259,0	14:38'39.613
13	3'22.245	26.379	40.175	44.351	5'13.150P	198,9	14:43'52.763
14	10.384	29.763	39.041	42.356	2'01.544	260,9	14:45'54.307
15	10.404	25.365	39.171	39.830	1'54.770	248,8	14:47'49.077
16	10.350	25.544	38.891	39.366	1'54.151	251,2	14:49'43.228
17	10.368	25.544	38.839	39.401	1'54.152	251,2	14:51'37.380
18	10.340	25.781	38.608	39.319	1'54.048	255,3	14:53'31.428
19	10.312	25.322	39.255	39.565	1'54.454	248,3	14:55'25.882
20	10.351	25.304	43.377	53.744	2'12.776P	248,8	14:57'38.658
21	5'50.535	32.273	42.567	42.377	7'47.752P	143,0	15:05'26.410
22	11.044	26.649	39.594	39.953	1'57.240	209,7	15:07'23.650
23	10.533	26.806	56.773	1'00.958	2'35.070P	224,5	15:09'58.720

18 C. PAPI (1'55.417)

Giro	Seg.1	Seg.2	Seg.3	Seg.4	T. Giro	km/h	Local Time
1		34.404	47.150	44.560		110,8	
2	10.819	27.564	43.542	43.210	2'05.135	216,9	14:18'47.497
3	10.725	28.335	42.621	43.332	2'05.013	210,9	14:20'52.510
4	10.905	26.791	42.714	42.074	2'02.484	208,1	14:22'54.994
5	10.608	26.390	41.447	49.997	2'08.442	226,9	14:25'03.436
6	10.935	26.908	42.276	42.562	2'02.681	202,2	14:27'06.117
7	10.924	27.576	42.491	54.450	2'15.441P	190,8	14:29'21.558
8	8'30.952	28.931	42.467	42.079	10'24.429P	162,4	14:39'45.987
9	10.734	26.800	41.296	41.998	2'00.828	216,0	14:41'46.815
10	11.102	26.775	41.195	41.545	2'00.617	193,9	14:43'47.432
11	10.603	26.057	40.635	41.344	1'58.639	227,4	14:45'46.071
12	10.514	28.463	43.122	41.940	2'04.039	246,6	14:47'50.110
13	10.486	26.046	41.252	41.830	1'59.614	238,9	14:49'49.724
14	10.543	26.196	40.533	41.093	1'58.365	233,3	14:51'48.089
15	10.541	26.447	41.418	41.646	2'00.052	227,8	14:53'48.141
16	10.503	27.860	40.520	41.177	2'00.060	245,5	14:55'48.201
17	11.277	27.912	40.889	52.130	2'12.208P	192,5	14:58'00.409
18	4'08.407	27.050	40.526	40.873	5'56.856P	186,2	15:03'57.265
19	10.450	26.683	41.264	40.740	1'59.137	246,6	15:05'56.402
20	10.545	25.879	39.655	40.371	1'56.450	222,7	15:07'52.852
21	10.812	27.671	39.544	40.269	1'58.296	192,9	15:09'51.148
22	10.459	25.338	39.437	40.183	1'55.417	238,4	15:11'46.565

21 D. BERTONELLI (1'54.621)

Giro	Seg.1	Seg.2	Seg.3	Seg.4	T. Giro	km/h	Local Time
1		37.638	49.948	48.276		154,1	
2	10.998	26.488	41.224	41.534	2'00.244	195,7	14:16'27.474
3	10.800	26.536	40.805	41.422	1'59.563	200,4	14:18'27.037
4	10.664	26.022	40.567	41.046	1'58.299	217,7	14:20'25.336
5	10.544	26.019	40.459	51.187	2'08.209P	236,8	14:22'33.545
6	21'38.328	37.626	58.334	53.782	24'08.070P	113,2	14:46'41.615
7	12.964	30.572	43.534	43.488	2'10.558	181,8	14:48'52.173
8	10.855	27.475	43.506	43.410	2'05.246	203,8	14:50'57.419
9	11.737	28.763	40.453	41.323	2'02.276	153,2	14:52'59.695
10	10.628	27.317	40.536	40.872	1'59.353	213,9	14:54'59.048
11	10.551	26.835	40.923	40.845	1'59.154	224,5	14:56'58.202
12	10.548	26.428	40.381	40.289	1'57.646	220,0	14:58'55.848

25 D. GREGOR (1'56.383)

Giro	Seg.1	Seg.2	Seg.3	Seg.4	T. Giro	km/h	Local Time
1		32.520	46.689	48.606		151,3	
2	10.968	28.511	42.502	53.787	2'15.768P	199,3	14:16'13.206
3	3'25.682	27.040	41.985	42.392	5'17.099P	188,2	14:21'30.305
4	10.621	26.218	41.537	42.109	2'00.485	217,3	14:23'30.790
5	10.686	26.206	41.108	41.669	1'59.669	206,5	14:25'30.459
6	10.684	26.167	40.569	41.327	1'58.747	208,9	14:27'29.206
7	10.617	25.950	40.464	41.266	1'58.297	217,3	14:29'27.503



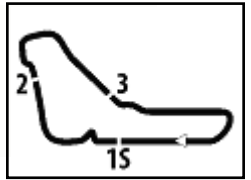


Table with columns: Driver, Giro, Seg.1, Seg.2, Seg.3, Seg.4, T. Giro, km/h, Local Time. Includes data for drivers like 10.553, 10.560, 10.787, etc.

Table titled '28 F. BRASCHI (1'55.135)' with columns: Giro, Seg.1, Seg.2, Seg.3, Seg.4, T. Giro, km/h, Local Time. Includes data for laps 1-18.

Table titled '26 M. KLEIN (1'54.379)' with columns: Giro, Seg.1, Seg.2, Seg.3, Seg.4, T. Giro, km/h, Local Time. Includes data for laps 1-20.

Table titled '32 G. QUARESMINI (1'54.708)' with columns: Giro, Seg.1, Seg.2, Seg.3, Seg.4, T. Giro, km/h, Local Time. Includes data for laps 1-20.

Table titled '27 L. LAURINI (1'55.311)' with columns: Giro, Seg.1, Seg.2, Seg.3, Seg.4, T. Giro, km/h, Local Time. Includes data for laps 1-22.

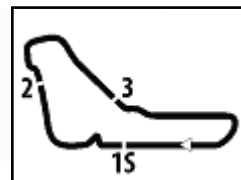
Table titled '33 H. FELBERMAYR (1'58.234)' with columns: Giro, Seg.1, Seg.2, Seg.3, Seg.4, T. Giro, km/h, Local Time. Includes data for laps 1-15.

04/10/2024 P = Box In/Out - C = Tempo Invalidato



ACI Racing Weekend Monza, 5-6 Ottobre 2024
Porsche Carrera Cup Italia - Analisi Tempi Prove Libere

1.5



Autodromo Monza 5.793 m

6 / 7

18	10.573	25.635	39.747	40.741	1'56.696	218,2	15:08'03.622
19	10.510	25.354	39.434	41.685	1'56.983	229,8	15:10'00.605

11	12'49.087	28.859	41.745	43.244	14'42.935P	163,4	14:55'37.987
12	10.515	27.426	41.009	41.593	2'00.543	232,8	14:57'38.530
13	10.502	26.109	40.064	40.838	1'57.513	236,8	14:59'36.043
14	10.458	28.178	40.654	41.171	2'00.461	243,8	15:01'36.504
15	10.582	25.827	40.127	52.425	2'08.961P	223,6	15:03'45.465

52 A. DE AMICIS (1'55.583)

Giro	Seg.1	Seg.2	Seg.3	Seg.4	T. Giro	km/h	Local Time
1		28.902	43.403	46.995		168,0	
2	10.869	26.429	41.565	42.673	2'01.536	217,3	14:24'39.811
3	10.822	26.464	41.685	42.743	2'01.714	206,1	14:26'41.525
4	10.686	26.227	41.330	41.945	2'00.188	221,8	14:28'41.713
5	10.577	26.004	41.115	41.939	1'59.635	235,8	14:30'41.348
6	10.588	25.830	42.014	56.000	2'14.432P	237,4	14:32'55.780
7	9'12.566	34.802	41.396	41.313	11'10.077P	182,7	14:44'05.857
8	10.577	25.728	39.954	41.018	1'57.277	230,3	14:46'03.134
9	10.480	25.830	39.916	40.759	1'56.985	250,0	14:48'00.119
10	10.493	25.656	39.950	40.617	1'56.716	242,7	14:49'56.835
11	10.510	25.750	40.261	54.602	2'11.123P	237,9	14:52'07.958
12	4'35.169	26.849	41.128	44.812	6'27.958P	184,6	14:58'35.916
13	10.496	25.446	39.688	41.014	1'56.644	236,8	15:00'32.560
14	10.800	26.351	41.283	43.429	2'01.863	199,3	15:02'34.423
15	10.480	25.338	39.534	40.459	1'55.811	241,1	15:04'30.234
16	10.521	25.478	46.467	55.033	2'17.499	230,8	15:06'47.733
17	10.513	25.561	39.084	40.448	1'55.606	234,8	15:08'43.339
18	10.486	25.412	39.213	40.472	1'55.583	246,0	15:10'38.922

56 C. BRUSA (1'56.416)

Giro	Seg.1	Seg.2	Seg.3	Seg.4	T. Giro	km/h	Local Time
1		33.068	48.624	48.614		125,6	
2	11.708	29.648	43.241	45.455	2'10.052	189,8	14:14'43.195
3	10.970	27.772	43.209	43.476	2'05.427	201,5	14:16'48.622
4	11.121	28.013	41.686	43.125	2'03.945C	195,7	14:18'52.567
5	10.763	26.987	42.002	42.898	2'02.650	215,1	14:20'55.217
6	10.630	26.856	42.040	42.218	2'01.744	228,3	14:22'56.961
7	10.591	26.813	43.156	42.525	2'03.085	230,8	14:25'00.046
8	10.541	26.231	43.395	41.973	2'02.140	233,3	14:27'02.186
9	10.589	26.120	41.247	41.831	1'59.787	230,3	14:29'01.973
10	10.523	25.798	40.909	59.472	2'16.702CP	246,0	14:31'18.675
11	9'02.702	29.273	42.416	42.744	10'57.135P	139,7	14:42'15.810
12	10.559	25.924	40.630	41.507	1'58.620C	243,8	14:44'14.430
13	10.499	25.925	40.433	41.322	1'58.179C	243,8	14:46'12.609
14	10.524	25.803	40.711	41.262	1'58.300	237,4	14:48'10.909
15	10.485	26.020	40.785	41.546	1'58.836	244,3	14:50'09.745
16	10.501	25.938	41.874	41.475	1'59.788	247,1	14:52'09.533
17	10.523	27.734	44.390	53.613	2'16.260P	236,3	14:54'25.793
18	4'51.178	29.034	40.300	41.545	6'42.057P	111,1	15:01'07.850
19	10.397	37.480	40.030	40.757	2'08.664	247,7	15:03'16.514
20	10.423	25.543	39.700	40.825	1'56.491	251,7	15:05'13.005
21	10.427	25.397	39.855	40.737	1'56.416	243,8	15:07'09.421
22	10.396	26.618	42.562	54.604	2'14.180P	247,1	15:09'23.601

53 T. MOTOKI (1'57.987)

Giro	Seg.1	Seg.2	Seg.3	Seg.4	T. Giro	km/h	Local Time
1		38.652	49.586	50.310		153,6	
2	11.208	30.829	47.179	47.178	2'16.394	197,4	14:16'24.120
3	10.749	28.193	52.665	46.077	2'17.684	220,4	14:18'41.804
4	10.602	27.854	44.557	48.555	2'11.568	238,4	14:20'53.372
5	10.961	28.002	46.297	45.692	2'10.952	212,6	14:23'04.324
6	10.545	28.115	42.846	44.471	2'05.977	226,4	14:25'10.301
7	10.555	26.997	44.062	44.026	2'05.640	233,3	14:27'15.941
8	10.542	26.698	42.257	44.208	2'03.705	231,3	14:29'19.646
9	10.527	29.288	42.717	1'00.984	2'23.516P	243,2	14:31'43.162
10	4'44.774	37.421	49.112	44.291	6'55.598P	193,9	14:38'38.760
11	10.558	30.165	45.311	43.326	2'09.360	251,2	14:40'48.120
12	10.578	26.838	41.477	43.090	2'01.983	236,8	14:42'50.103
13	10.655	27.112	41.475	43.023	2'02.265	225,0	14:44'52.368
14	10.589	26.586	41.447	42.593	2'01.215	225,9	14:46'53.583
15	10.698	27.038	41.479	42.703	2'01.918	201,9	14:48'55.501
16	10.476	26.218	40.988	42.084	1'59.766	244,3	14:50'55.267
17	10.503	26.175	40.520	41.885	1'59.083	238,9	14:52'54.350
18	10.471	26.061	41.118	42.050	1'59.700	242,7	14:54'54.050
19	10.501	26.028	40.812	42.897	2'00.238	236,3	14:56'54.288
20	10.446	27.623	40.671	44.106	2'02.846	242,7	14:58'57.134
21	10.465	26.261	40.706	51.178	2'08.610P	243,8	15:01'05.744
22	3'14.922	30.232	41.823	42.509	5'09.486P	173,4	15:06'15.230
23	10.509	25.893	40.205	41.380	1'57.987	235,8	15:08'13.217
24	10.425	25.655	40.547	43.065	1'59.692	254,7	15:10'12.909

69 K. ROVANPERÄ (1'54.785)

Giro	Seg.1	Seg.2	Seg.3	Seg.4	T. Giro	km/h	Local Time
1		32.009	48.922	47.055		125,9	
2	12.196	29.597	42.604	49.531	2'13.928	183,7	14:14'44.067
3	11.823	29.158	44.922	1'00.103	2'26.006P	175,3	14:17'10.073
4	9'15.242	26.988	40.945	41.533	11'04.708P	192,9	14:28'14.781
5	10.579	25.823	40.559	40.919	1'57.880	242,2	14:30'12.661
6	10.499	26.205	40.398	40.940	1'58.042	237,9	14:32'10.703
7	10.497	26.048	41.340	40.809	1'58.694	233,8	14:34'09.397
8	10.519	26.449	40.513	50.610	2'08.091P	242,7	14:36'17.488
9	3'08.567	26.768	40.152	40.835	4'56.322P	202,2	14:41'13.810
10	10.607	25.871	39.715	40.220	1'56.413	236,8	14:43'10.223
11	10.593	25.879	39.348	40.361	1'56.181	229,3	14:45'06.404
12	10.547	26.254	39.859	40.333	1'56.993	240,0	14:47'03.397
13	10.494	25.884	38.762	50.325	2'05.465P	240,5	14:49'08.862
14	2'28.841	26.461	39.804	40.349	4'15.455P	192,2	14:53'24.317
15	10.587	26.560	39.952	40.206	1'57.305	218,6	14:55'21.622
16	10.487	25.721	39.496	39.996	1'55.700	231,8	14:57'17.322
17	10.487	25.723	39.441	39.911	1'55.562	236,8	14:59'12.884
18	10.485	25.495	39.416	39.949	1'55.345	242,7	15:01'08.229
19	10.526	26.772	39.462	51.046	2'07.806P	227,4	15:03'16.035
20	2'08.972	29.345	39.764	40.154	3'58.235P	143,8	15:07'14.270
21	10.530	25.538	39.107	39.941	1'55.116	249,4	15:09'09.386
22	10.512	25.465	38.902	39.906	1'54.785	246,6	15:11'04.171

99 H. CHIRIGUT (1'57.976)

Giro	Seg.1	Seg.2	Seg.3	Seg.4	T. Giro	km/h	Local Time
1		34.091	48.029	49.175		110,9	
2	12.161	30.574	44.435	43.778	2'10.948	147,9	14:15'02.244
3	12.341	28.310	43.715	44.119	2'08.485	165,4	14:17'10.729
4	11.353	28.429	42.673	43.970	2'06.425	177,0	14:19'17.154
5	11.370	28.250	43.634	43.336	2'06.590C	168,2	14:21'23.744

04/10/2024

P = Box In/Out - C = Tempo Invalidato

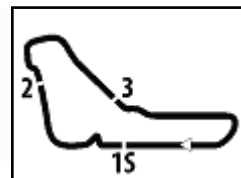
Powered by FICR PERUGIA TIMING



PORSCHE

CARRERA CUP
ITALIA

1.5



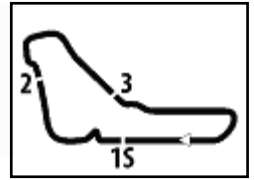
Autodromo Monza 5.793 m

7 / 7

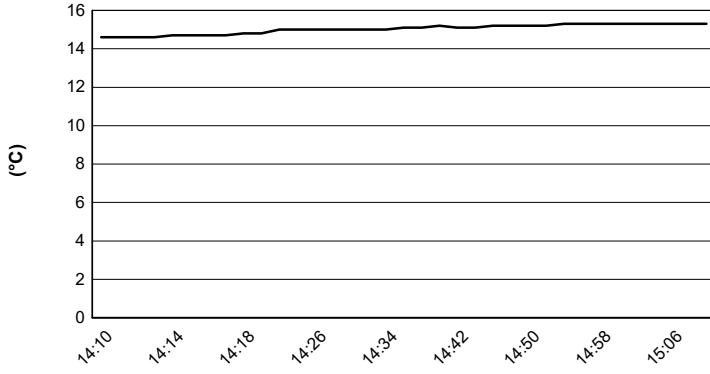
ACI Racing Weekend Monza, 5-6 Ottobre 2024
Porsche Carrera Cup Italia - Analisi Tempi Prove Libere

6	11.210	27.016	42.431	42.721	2'03.378	175,0	14:23'27.122
7	11.199	27.235	44.087	54.169	2'16.690P	182,7	14:25'43.812
8	2'39.549	28.752	42.137	42.204	4'32.642P	184,3	14:30'16.454
9	11.018	26.624	41.666	42.427	2'01.735	184,9	14:32'18.189
10	10.827	26.501	41.339	41.834	2'00.501	198,2	14:34'18.690
11	10.711	26.535	41.525	42.082	2'00.853	207,7	14:36'19.543
12	10.775	26.666	41.044	43.098	2'01.583	206,9	14:38'21.126
13	10.759	26.423	41.511	41.860	2'00.553	211,8	14:40'21.679
14	10.672	26.816	41.555	42.069	2'01.112	216,0	14:42'22.791
15	10.701	27.006	42.804	42.187	2'02.698	210,1	14:44'25.489
16	10.717	26.261	40.907	41.564	1'59.449	214,7	14:46'24.938
17	10.575	26.886	42.285	52.146	2'11.892P	233,3	14:48'36.830
18	2'43.735	28.262	48.987	45.105	4'46.089P	194,6	14:53'22.919
19	10.773	28.357	42.296	41.971	2'03.397	202,2	14:55'26.316
20	10.655	27.127	40.426	41.509	1'59.717	210,1	14:57'26.033
21	10.566	25.785	40.466	41.159	1'57.976	217,7	14:59'24.009
22	10.463	26.020	40.831	41.398	1'58.712	229,8	15:01'22.721
23	10.938	26.762	42.835	41.103	2'01.638	192,2	15:03'24.359
24	10.592	26.165	40.771	41.252	1'58.780	225,5	15:05'23.139
25	10.538	26.077	40.337	41.183	1'58.135	237,4	15:07'21.274
26	10.856	26.343	41.869	50.454	2'09.522P	200,7	15:09'30.796

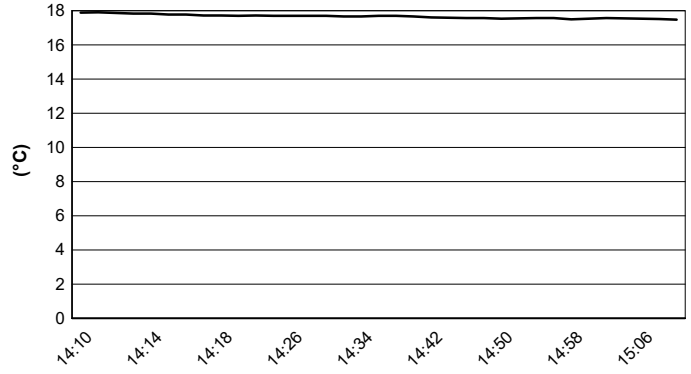





Air Temperature



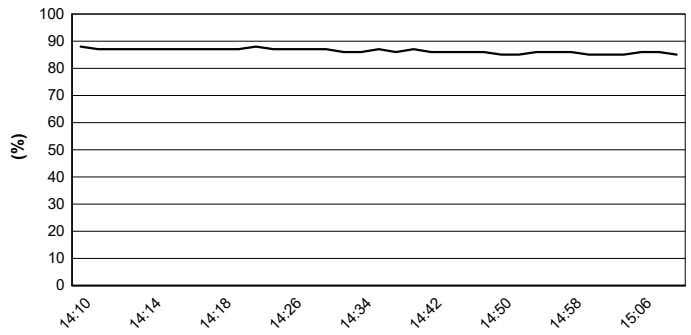
Track Temperature



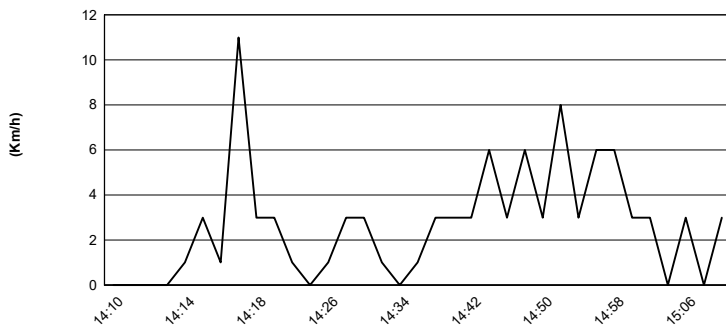
Air Pressure



Humidity



Wind Speed



Wind Direction

