

ACI Racing Weekend Mugello, 13-14 Luglio 2024

Porsche Carrera Cup Italia - Classifica Gara 2

Giri 17 = 89,165 km - Media 157,874 km/h - Tempo di gara 33'53.230

Num.	Conditore	Naz	Concorrente	Team	Auto	Classe	Giri	Tempo	Dist.	Rel.	Giro Veloce
1	1 TEN VOORDE Larry	NLD	Enrico Fulgenzi Racing	Enrico Fulgenzi Racing	Porsche 911 GT3 CUP 99		17	33'53.230			6 1'52.566
2	26 KLEIN Marvin	FRA	Target Competition	Target Competition	Porsche 911 GT3 CUP 99		17	33'54.407	1.177	1.177	6 1'52.416
3	17 SCHURING Flynt	NLD	Enrico Fulgenzi Racing	Enrico Fulgenzi Racing	Porsche 911 GT3 CUP 99		17	33'55.159	1.929	0.752	6 1'52.631
4	15 FESTANTE Aldo	ITA	Dinamic Motorsport	Dinamic Motorsport	Porsche 911 GT3 CUP 99		17	33'55.363	2.133	0.204	6 1'52.819
5	12 ZENDELI Lirim	DEU	Ombra Racing	Ombra Racing	Porsche 911 GT3 CUP 99	R	17	33'55.514	2.284	0.151	3 1'52.759
6	40 STIAK Janne	DEU	Target Competition	Target Competition	Porsche 911 GT3 CUP 99		17	33'56.072	2.842	0.558	3 1'52.692
7	8 MASTERS Keagan	ZAF	Ombra Racing	Team Q8 Hi-Perform	Porsche 911 GT3 CUP 99		17	33'56.531	3.301	0.459	3 1'52.488
8	11 GRAY Oliver	GBR	Ombra Racing	Ombra Racing	Porsche 911 GT3 CUP 99	R	17	33'56.623	3.393	0.092	5 1'52.979
9	3 CERQUI Alberto	ITA	BeDriver	BeDriver	Porsche 911 GT3 CUP 99		17	33'56.832	3.602	0.209	7 1'52.909
10	38 IAQUINTA Simone	ITA	Prima Ghinzani Motorsport	Prima Ghinzani Motorsport	Porsche 911 GT3 CUP 99		17	33'57.246	4.016	0.414	7 1'52.926
11	22 VAN SOELEN Senna	NLD	Target Competition	Target Competition	Porsche 911 GT3 CUP 99	R	17	33'57.685	4.455	0.439	8 1'52.766
12	32 QUARESMINI Gianmarco	ITA	Tsunami RT	Tsunami RT	Porsche 911 GT3 CUP 99		17	33'57.908	4.678	0.223	8 1'53.311
13P	21 BERTONELLI Diego	ITA	The Driving Experiences	The Driving Experiences	Porsche 911 GT3 CUP 99		17	33'59.550	6.320	1.642	6 1'52.594
14	25 GREGOR Daniel	DEU	The Driving Experiences	The Driving Experiences	Porsche 911 GT3 CUP 99	R	17	34'01.702	8.472	2.152	10 1'53.141
15	33 FELBERMAYR Horst Felix	AUT	The Driving Experiences	The Driving Experiences	Porsche 911 GT3 CUP 99		17	34'01.978	8.748	0.276	12 1'53.786
16	10 ARMANNI Pietro	ITA	Prima Ghinzani Motorsport	Prima Ghinzani Motorsport	Porsche 911 GT3 CUP 99		17	34'02.155	8.925	0.177	12 1'53.598
17	46 PUJATTI Nicholas	ITA	Scuderia Villorba Corse	Scuderia Villorba Corse	Porsche 911 GT3 CUP 99	R	17	34'02.280	9.050	0.125	8 1'53.392
18	28 BRASCHI Francesco	ITA	Dinamic Motorsport	Dinamic Motorsport	Porsche 911 GT3 CUP 99	R	17	34'02.575	9.345	0.295	12 1'52.755
19	24 FANT Filippo	ITA	Team Malucelli	Team Malucelli	Porsche 911 GT3 CUP 99	R	17	34'03.517	10.287	0.942	10 1'53.761
20	44 OLIVIERI Flavio	ITA	Raptor Engineering	Raptor Engineering	Porsche 911 GT3 CUP 99	R	17	34'04.221	10.991	0.704	3 1'54.284
21	54 STEFANELLI Stefano	ITA	Team Malucelli	Team Malucelli	Porsche 911 GT3 CUP 99	MC	17	34'04.829	11.599	0.608	5 1'53.960
22	52 DE AMICIS Alberto	ITA	Ebimotors	Ebimotors	Porsche 911 GT3 CUP 99	MC	17	34'05.053	11.823	0.224	6 1'53.852
23	51 GNEMMI Paolo	ITA	Ebimotors	Ebimotors	Porsche 911 GT3 CUP 99	MC	17	34'05.813	12.583	0.760	10 1'54.447
24	67 DE GIACOMI Alex	ITA	Tsunami RT	Tsunami RT	Porsche 911 GT3 CUP 99	MC	17	34'06.454	13.224	0.641	12 1'54.478
25	19 IMPERATO Anthony	USA	Ombra Racing	Ombra Racing	Porsche 911 GT3 CUP 99		17	34'07.747	14.517	1.293	13 1'54.628
26	50 FENICI Francesco Maria	ITA	Raptor Engineering	Raptor Engineering	Porsche 911 GT3 CUP 99	MC	17	34'07.879	14.649	0.132	7 1'54.612
27P	7 HALL Bayley	AUS	BeDriver	BeDriver	Porsche 911 GT3 CUP 99		17	34'11.472	18.242	3.593	5 1'53.415
28	56 BRUSA Cesare	ITA	Prima Ghinzani Motorsport	Prima Ghinzani Motorsport	Porsche 911 GT3 CUP 99	MC	17	34'11.828	18.598	0.356	9 1'54.486
29	14 GIACON Steven	ITA	Scuderia Villorba Corse	Scuderia Villorba Corse	Porsche 911 GT3 CUP 99	R	17	34'12.235	19.005	0.407	5 1'53.456
30	99 CHIRIGUT Horia-Traian	ROU	Scuderia Villorba Corse	Scuderia Villorba Corse	Porsche 911 GT3 CUP 99	MC	17	34'12.450	19.220	0.215	11 1'56.471
31	55 BARBERINI Cosimo	ITA	Prima Ghinzani Motorsport	Prima Ghinzani Motorsport	Porsche 911 GT3 CUP 99	MC	13	25'12.196	4 Giri	4 Giri	9 1'54.408
32	60 GALASSI Marco	SMR	Team Malucelli	Team Malucelli	Porsche 911 GT3 CUP 99	MC	13	25'43.511	4 Giri	31.315	5 1'55.834
----- Non Classificati -----											
RIT	70 GIORGI Gianluca	ITA	BeDriver	BeDriver	Porsche 911 GT3 CUP 99	MC	10	19'30.577	7 Giri		7 1'54.762

Partenti: 33 Classificati: 32 Non Classificati: 0 Ritirati: 1 Non Partiti: 0
Giro Veloce N. 6 Num. 26 Marvin Klein Tempo 1'52.416 Media. 167,965 Km/h

Umidità	51%	Aria	29°C
Condizioni	DRY	Pista	51°C

Penalty and Infringment

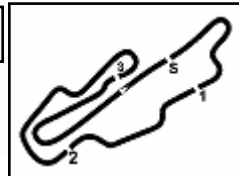
12.30 **21 D. BERTONELLI** Time Penalty 5 sec - Jump start
14.05 **7 B. HALL** Time Penalty 10 sec - Stewards dec. n. 8

Stewards : Paolo Longoni Simone Leoni Gabriele Lancieri

14/07/2024 Inizio 12:24 Fine 12:58

Esposta alle:





ACI Racing Weekend Mugello, 13-14 Luglio 2024
Porsche Carrera Cup Italia - Classifica di Classe Gara 2

Michelin Cup

Giri 17 = 89,165 km - Media 156,978 km/h - Tempo di gara 34'04.829

Num.	Conduttore	Naz	Concorrente	Team	Auto	Giri	Tempo	Dist.	Rel.	Giro Veloce
1	54 STEFANELLI Stefano	ITA	Team Malucelli	Team Malucelli	Porsche 911 GT3 CUP 99	17	34'04.829			5 1'53.960
2	52 DE AMICIS Alberto	ITA	Ebimotors	Ebimotors	Porsche 911 GT3 CUP 99	17	34'05.053	0.224	0.224	6 1'53.852
3	51 GNEMMI Paolo	ITA	Ebimotors	Ebimotors	Porsche 911 GT3 CUP 99	17	34'05.813	0.984	0.760	10 1'54.447
4	67 DE GIACOMI Alex	ITA	Tsunami RT	Tsunami RT	Porsche 911 GT3 CUP 99	17	34'06.454	1.625	0.641	12 1'54.478
5	50 FENICI Francesco Maria	ITA	Raptor Engineering	Raptor Engineering	Porsche 911 GT3 CUP 99	17	34'07.879	3.050	1.425	7 1'54.612
6	56 BRUSA Cesare	ITA	Prima Ghinzani Motorsport	Prima Ghinzani Motorsport	Porsche 911 GT3 CUP 99	17	34'11.828	6.999	3.949	9 1'54.486
7	99 CHIRIGUT Horia-Traian	ROU	Scuderia Villorba Corse	Scuderia Villorba Corse	Porsche 911 GT3 CUP 99	17	34'12.450	7.621	0.622	11 1'56.471
8	55 BARBERINI Cosimo	ITA	Prima Ghinzani Motorsport	Prima Ghinzani Motorsport	Porsche 911 GT3 CUP 99	13	25'12.196	4 Giri	4 Giri	9 1'54.408
9	60 GALASSI Marco	SMR	Team Malucelli	Team Malucelli	Porsche 911 GT3 CUP 99	13	25'43.511	4 Giri	31.315	5 1'55.834
----- Non Classificati -----										
RIT	70 GIORGI Gianluca	ITA	BeDriver	BeDriver	Porsche 911 GT3 CUP 99	10	19'30.577	7 Giri		7 1'54.762

Partenti: 10 Classificati: 9 Non Classificati: 0 Ritirati: 1 Non Partiti: 0

Giro Veloce N. 6 Num. 52 Alberto De Amicis Tempo 1'53.852 Media. 165,847 Km/h

Rookie

Giri 17 = 89,165 km - Media 157,697 km/h - Tempo di gara 33'55.514

Num.	Conduttore	Naz	Concorrente	Team	Auto	Giri	Tempo	Dist.	Rel.	Giro Veloce
1	12 ZENDELI Lirim	DEU	Ombra Racing	Ombra Racing	Porsche 911 GT3 CUP 99	17	33'55.514			3 1'52.759
2	11 GRAY Oliver	GBR	Ombra Racing	Ombra Racing	Porsche 911 GT3 CUP 99	17	33'56.623	1.109	1.109	5 1'52.979
3	22 VAN SOELEN Senna	NLD	Target Competition	Target Competition	Porsche 911 GT3 CUP 99	17	33'57.685	2.171	1.062	8 1'52.766
4	25 GREGOR Daniel	DEU	The Driving Experiences	The Driving Experiences	Porsche 911 GT3 CUP 99	17	34'01.702	6.188	4.017	10 1'53.141
5	46 PUJATTI Nicholas	ITA	Scuderia Villorba Corse	Scuderia Villorba Corse	Porsche 911 GT3 CUP 99	17	34'02.280	6.766	0.578	8 1'53.392
6	28 BRASCHI Francesco	ITA	Dinamic Motorsport	Dinamic Motorsport	Porsche 911 GT3 CUP 99	17	34'02.575	7.061	0.295	12 1'52.755
7	24 FANT Filippo	ITA	Team Malucelli	Team Malucelli	Porsche 911 GT3 CUP 99	17	34'03.517	8.003	0.942	10 1'53.761
8	44 OLIVIERI Flavio	ITA	Raptor Engineering	Raptor Engineering	Porsche 911 GT3 CUP 99	17	34'04.221	8.707	0.704	3 1'54.284
9	14 GIACON Steven	ITA	Scuderia Villorba Corse	Scuderia Villorba Corse	Porsche 911 GT3 CUP 99	17	34'12.235	16.721	8.014	5 1'53.456

Partenti: 9 Classificati: 9 Non Classificati: 0 Ritirati: 0 Non Partiti: 0

Giro Veloce N. 12 Num. 28 Francesco Braschi Tempo 1'52.755 Media. 167,460 Km/h

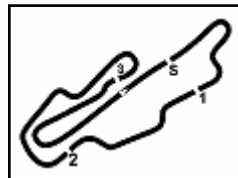
Umidità	51%	Aria	29°C
Condizioni	DRY	Pista	51°C

Stewards : Paolo Longoni Simone Leoni Gabriele Lancieri

14/07/2024 Inizio 12:24 Fine 12:58

Esposta alle:





Aut.Int. Mugello 5.245 m

Giro

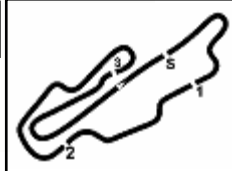
	1	2	3	4	5	6	7	8	9	10	11	12	13	14	15	16	17
1	1	1	1	1	1	1	1	1	1	1	1	1	1	1	1	1	1
2	26	26	26	26	26	26	26	26	26	26	26	26	26	26	26	26	26
3	21	21	21	21	21	21	21	21	21	21	21	21	21	21	21	21	21
4	17	17	17	17	17	17	17	17	17	17	17	17	17	17	17	17	17
5	15	15	15	15	15	15	15	15	15	15	15	15	15	15	15	15	15
6	12	12	12	12	12	12	12	12	12	12	12	12	12	12	12	12	12
7	38	8	8	8	8	8	8	8	8	8	8	8	8	8	40	40	40
8	8	40	40	40	40	40	40	40	40	40	40	40	40	8	8	8	8
9	40	3	3	3	3	3	3	3	3	11	11	11	11	11	11	11	11
10	3	32	11	11	11	11	11	11	11	3	3	3	3	3	3	3	3
11	32	11	32	32	38	38	38	38	38	38	38	38	38	38	38	38	38
12	11	38	38	38	32	32	32	32	32	22	22	22	22	22	22	22	22
13	22	22	22	7	7	22	22	22	22	32	32	32	32	32	32	32	32
14	7	7	7	22	7	7	7	7	7	7	7	7	7	7	7	7	7
15	10	10	10	10	33	33	25	25	25	25	25	25	25	25	25	25	25
16	44	33	33	33	25	25	33	33	33	33	33	33	33	33	33	33	33
17	33	44	44	25	10	10	10	10	10	10	10	10	10	10	10	10	10
18	14	14	14	44	44	44	44	46	46	46	46	46	46	46	46	46	46
19	25	25	25	46	46	46	44	24	24	24	24	24	24	28	28	28	28
20	52	52	52	24	24	24	24	44	44	28	28	28	24	24	24	24	24
21	46	46	46	54	54	54	54	54	28	44	44	44	44	44	44	44	44
22	24	24	24	52	52	52	52	28	54	54	54	54	54	54	54	54	54
23	54	54	54	51	51	51	28	52	52	52	52	52	52	52	52	52	52
24	51	51	51	67	67	67	28	51	51	51	51	51	51	51	51	51	51
25	67	67	67	50	50	28	67	67	67	67	67	67	67	67	67	67	67
26	55	50	50	55	55	50	50	50	55	55	55	55	19	19	19	19	19
27	50	55	55	19	28	55	55	55	50	19	19	19	50	50	50	50	50
28	19	19	19	28	19	19	19	19	19	50	50	50	56	56	56	56	56
29	70	70	70	70	70	70	70	70	70	56	56	56	14	14	14	14	14
30	56	56	28	56	56	56	56	56	56	14	14	14	99	99	99	99	99
31	99	28	56	99	99	14	14	14	14	99	99	99					
32	60	99	99	14	14	99	99	99	99	60	60	60					
33	28	60	60	60	60	60	60	60	60								

Final Result

1	1 TEN VOORDE L.	Giri 17
2	26 KLEIN M.	1.177
3	17 SCHURING F.	1.929
4	15 FESTANTE A.	2.133
5	12 ZENDELI L.	2.284
6	40 STIAK J.	2.842
7	8 MASTERS K.	3.301
8	11 GRAY O.	3.393
9	3 CERQUI A.	3.602
10	38 IAQUINTA S.	4.016
11	22 VAN SOELEN S.	4.455
12	32 QUARESMINI G.	4.678
13	21 BERTONELLI D. (P)	6.320
14	7 HALL B.	8.242
15	25 GREGOR D.	8.472
16	33 FELBERMAYR H.	8.748
17	10 ARMANNI P.	8.925
18	46 PUJATTI N.	9.050
19	28 BRASCHI F.	9.345
20	24 FANT F.	10.287
21	44 OLIVIERI F.	10.991
22	54 STEFANELLI S.	11.599
23	52 DE AMICIS A.	11.823
24	51 GNEMMI P.	12.583
25	67 DE GIACOMI A.	13.224
26	19 IMPERATO A.	14.517
27	50 FENICI F.	14.649
28	56 BRUSA C.	18.598
29	14 GIACON S.	19.005
30	99 CHIRIGUT H.	19.220
31	55 BARBERINI C.	4 Giri
32	60 GALASSI M.	4 Giri
RIT	70 GIORGI G.	7 Giri



ACI Racing Weekend Mugello, 13-14 Luglio 2024
Porsche Carrera Cup Italia - Best Sectors & Speed Gara 2



CLASSIFICA

1	1 TEN VOORDE Larry	Porsche 911 GT3 CUP 992	Giri 17
2	26 KLEIN Marvin	Porsche 911 GT3 CUP 992	1.177
3	17 SCHURING Flynt	Porsche 911 GT3 CUP 992	1.929
4	15 FESTANTE Aldo	Porsche 911 GT3 CUP 992	2.133
5	12 ZENDELI Lirim	Porsche 911 GT3 CUP 992	2.284
6	40 STIAK Janne	Porsche 911 GT3 CUP 992	2.842
7	8 MASTERS Keagan	Porsche 911 GT3 CUP 992	3.301
8	11 GRAY Oliver	Porsche 911 GT3 CUP 992	3.393
9	3 CERQUI Alberto	Porsche 911 GT3 CUP 992	3.602
10	38 IAQUINTA Simone	Porsche 911 GT3 CUP 992	4.016
11	22 VAN SOELEN Senna	Porsche 911 GT3 CUP 992	4.455
12	32 QUARESMINI Gianmarco	Porsche 911 GT3 CUP 992	4.678
13	21 BERTONELLI Diego	Porsche 911 GT3 CUP 992	6.320
14	7 HALL Bayley	Porsche 911 GT3 CUP 992	8.242
15	25 GREGOR Daniel	Porsche 911 GT3 CUP 992	8.472
16	33 FELBERMAYR Horst Felix	Porsche 911 GT3 CUP 992	8.748
17	10 ARMANNI Pietro	Porsche 911 GT3 CUP 992	8.925
18	46 PUJATTI Nicholas	Porsche 911 GT3 CUP 992	9.050
19	28 BRASCHI Francesco	Porsche 911 GT3 CUP 992	9.345
20	24 FANT Filippo	Porsche 911 GT3 CUP 992	10.287
21	44 OLIVIERI Flavio	Porsche 911 GT3 CUP 992	10.991
22	54 STEFANELLI Stefano	Porsche 911 GT3 CUP 992	11.599
23	52 DE AMICIS Alberto	Porsche 911 GT3 CUP 992	11.823
24	51 GNEMMI Paolo	Porsche 911 GT3 CUP 992	12.583
25	67 DE GIACOMI Alex	Porsche 911 GT3 CUP 992	13.224
26	19 IMPERATO Anthony	Porsche 911 GT3 CUP 992	14.517
27	50 FENICI Francesco Maria	Porsche 911 GT3 CUP 992	14.649
28	56 BRUSA Cesare	Porsche 911 GT3 CUP 992	18.598
29	14 GIACON Steven	Porsche 911 GT3 CUP 992	19.005
30	99 CHIRIGUT Horia-Traian	Porsche 911 GT3 CUP 992	19.220
31	55 BARBERINI Cosimo	Porsche 911 GT3 CUP 992	4 Giri
32	60 GALASSI Marco	Porsche 911 GT3 CUP 992	4 Giri
RIT	70 GIORGI Gianluca	Porsche 911 GT3 CUP 992	7 Giri

SPEED

1	22 VAN SOELEN Senna	Porsche 911 GT3 CUP 992	266,7
2	10 ARMANNI Pietro	Porsche 911 GT3 CUP 992	265,4
3	51 GNEMMI Paolo	Porsche 911 GT3 CUP 992	264,7
4	25 GREGOR Daniel	Porsche 911 GT3 CUP 992	264,7
5	56 BRUSA Cesare	Porsche 911 GT3 CUP 992	264,7
6	38 IAQUINTA Simone	Porsche 911 GT3 CUP 992	264,1
7	40 STIAK Janne	Porsche 911 GT3 CUP 992	264,1
8	32 QUARESMINI Gianmarco	Porsche 911 GT3 CUP 992	264,1
9	15 FESTANTE Aldo	Porsche 911 GT3 CUP 992	264,1
10	11 GRAY Oliver	Porsche 911 GT3 CUP 992	264,1
11	67 DE GIACOMI Alex	Porsche 911 GT3 CUP 992	264,1
12	28 BRASCHI Francesco	Porsche 911 GT3 CUP 992	264,1
13	21 BERTONELLI Diego	Porsche 911 GT3 CUP 992	263,4
14	14 GIACON Steven	Porsche 911 GT3 CUP 992	263,4
15	19 IMPERATO Anthony	Porsche 911 GT3 CUP 992	263,4
16	70 GIORGI Gianluca	Porsche 911 GT3 CUP 992	263,4
17	46 PUJATTI Nicholas	Porsche 911 GT3 CUP 992	263,4
18	24 FANT Filippo	Porsche 911 GT3 CUP 992	263,4
19	55 BARBERINI Cosimo	Porsche 911 GT3 CUP 992	262,8
20	7 HALL Bayley	Porsche 911 GT3 CUP 992	262,8
21	12 ZENDELI Lirim	Porsche 911 GT3 CUP 992	262,8
22	8 MASTERS Keagan	Porsche 911 GT3 CUP 992	262,8
23	52 DE AMICIS Alberto	Porsche 911 GT3 CUP 992	262,1
24	33 FELBERMAYR Horst Felix	Porsche 911 GT3 CUP 992	262,1
25	44 OLIVIERI Flavio	Porsche 911 GT3 CUP 992	262,1
26	3 CERQUI Alberto	Porsche 911 GT3 CUP 992	262,1
27	17 SCHURING Flynt	Porsche 911 GT3 CUP 992	261,5
28	26 KLEIN Marvin	Porsche 911 GT3 CUP 992	261,5
29	50 FENICI Francesco Maria	Porsche 911 GT3 CUP 992	260,2
30	54 STEFANELLI Stefano	Porsche 911 GT3 CUP 992	260,2
31	99 CHIRIGUT Horia-Traian	Porsche 911 GT3 CUP 992	259,6
32	60 GALASSI Marco	Porsche 911 GT3 CUP 992	259,6
33	1 TEN VOORDE Larry	Porsche 911 GT3 CUP 992	257,8

SEG. 1

1	17 SCHURING Flynt	26.900
2	26 KLEIN Marvin	26.931
3	40 STIAK Janne	26.979
4	28 BRASCHI Francesco	27.036
5	21 BERTONELLI Diego	27.042
6	8 MASTERS Keagan	27.052
7	15 FESTANTE Aldo	27.070
8	11 GRAY Oliver	27.071
9	22 VAN SOELEN Senna	27.090
10	12 ZENDELI Lirim	27.098
11	1 TEN VOORDE Larry	27.125
12	32 QUARESMINI Gianmarco	27.136
13	25 GREGOR Daniel	27.154
14	3 CERQUI Alberto	27.158
15	10 ARMANNI Pietro	27.173
16	33 FELBERMAYR Horst Feli	27.226
17	38 IAQUINTA Simone	27.226
18	19 IMPERATO Anthony	27.239
19	52 DE AMICIS Alberto	27.250
20	14 GIACON Steven	27.264
21	24 FANT Filippo	27.310
22	46 PUJATTI Nicholas	27.318
23	7 HALL Bayley	27.349
24	44 OLIVIERI Flavio	27.420
25	67 DE GIACOMI Alex	27.442
26	54 STEFANELLI Stefano	27.469
27	51 GNEMMI Paolo	27.496
28	55 BARBERINI Cosimo	27.506
29	50 FENICI Francesco Maria	27.538
30	70 GIORGI Gianluca	27.651
31	56 BRUSA Cesare	27.674
32	60 GALASSI Marco	27.953
33	99 CHIRIGUT Horia-Traian	28.012

SEG. 2

1	25 GREGOR Daniel	22.741
2	22 VAN SOELEN Senna	22.747
3	28 BRASCHI Francesco	22.800
4	21 BERTONELLI Diego	22.801
5	11 GRAY Oliver	22.804
6	8 MASTERS Keagan	22.809
7	17 SCHURING Flynt	22.823
8	15 FESTANTE Aldo	22.832
9	3 CERQUI Alberto	22.849
10	7 HALL Bayley	22.855
11	12 ZENDELI Lirim	22.872
12	26 KLEIN Marvin	22.872
13	1 TEN VOORDE Larry	22.880
14	38 IAQUINTA Simone	22.892
15	40 STIAK Janne	22.911
16	32 QUARESMINI Gianmarco	22.922
17	33 FELBERMAYR Horst Feli	22.933
18	46 PUJATTI Nicholas	22.953
19	14 GIACON Steven	23.000
20	10 ARMANNI Pietro	23.062
21	54 STEFANELLI Stefano	23.115
22	52 DE AMICIS Alberto	23.125
23	24 FANT Filippo	23.162
24	55 BARBERINI Cosimo	23.177
25	56 BRUSA Cesare	23.188
26	44 OLIVIERI Flavio	23.228
27	50 FENICI Francesco Maria	23.229
28	51 GNEMMI Paolo	23.258
29	67 DE GIACOMI Alex	23.275
30	19 IMPERATO Anthony	23.290
31	70 GIORGI Gianluca	23.363
32	60 GALASSI Marco	23.669
33	99 CHIRIGUT Horia-Traian	23.940

SEG. 3

1	1 TEN VOORDE Larry	35.607
2	26 KLEIN Marvin	35.676
3	8 MASTERS Keagan	35.785
4	15 FESTANTE Aldo	35.786
5	21 BERTONELLI Diego	35.790
6	22 VAN SOELEN Senna	35.798
7	40 STIAK Janne	35.819
8	38 IAQUINTA Simone	35.840
9	12 ZENDELI Lirim	35.843
10	25 GREGOR Daniel	35.867
11	17 SCHURING Flynt	35.876
12	7 HALL Bayley	35.881
13	3 CERQUI Alberto	35.931
14	32 QUARESMINI Gianmarco	35.979
15	11 GRAY Oliver	35.992
16	28 BRASCHI Francesco	35.994
17	14 GIACON Steven	36.010
18	46 PUJATTI Nicholas	36.080
19	24 FANT Filippo	36.086
20	33 FELBERMAYR Horst Feli	36.089
21	10 ARMANNI Pietro	36.126
22	44 OLIVIERI Flavio	36.186
23	55 BARBERINI Cosimo	36.243
24	50 FENICI Francesco Maria	36.249
25	54 STEFANELLI Stefano	36.289
26	67 DE GIACOMI Alex	36.332
27	52 DE AMICIS Alberto	36.394
28	56 BRUSA Cesare	36.403
29	19 IMPERATO Anthony	36.416
30	70 GIORGI Gianluca	36.435
31	51 GNEMMI Paolo	36.467
32	60 GALASSI Marco	36.502
33	99 CHIRIGUT Horia-Traian	37.137

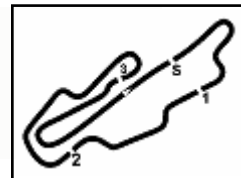
SEG. 4

1	40 STIAK Janne	26.748
2	22 VAN SOELEN Senna	26.770
3	26 KLEIN Marvin	26.789
4	46 PUJATTI Nicholas	26.791
5	12 ZENDELI Lirim	26.800
6	8 MASTERS Keagan	26.800
7	3 CERQUI Alberto	26.824
8	15 FESTANTE Aldo	26.833
9	28 BRASCHI Francesco	26.837
10	11 GRAY Oliver	26.845
11	1 TEN VOORDE Larry	26.849
12	17 SCHURING Flynt	26.854
13	38 IAQUINTA Simone	26.857
14	21 BERTONELLI Diego	26.859
15	10 ARMANNI Pietro	26.872
16	55 BARBERINI Cosimo	26.888
17	67 DE GIACOMI Alex	26.895
18	32 QUARESMINI Gianmarco	26.909
19	25 GREGOR Daniel	26.910
20	7 HALL Bayley	26.922
21	70 GIORGI Gianluca	26.940
22	33 FELBERMAYR Horst Feli	26.940
23	24 FANT Filippo	26.959
24	19 IMPERATO Anthony	26.964
25	14 GIACON Steven	27.003
26	44 OLIVIERI Flavio	27.014
27	56 BRUSA Cesare	27.024
28	51 GNEMMI Paolo	27.028
29	54 STEFANELLI Stefano	27.079
30	52 DE AMICIS Alberto	27.083
31	99 CHIRIGUT Horia-Traian	27.209
32	50 FENICI Francesco Maria	27.230
33	60 GALASSI Marco	27.239



ACI Racing Weekend Mugello, 13-14 Luglio 2024

Porsche Carrera Cup Italia - Analisi Tempi Gara 2



Aut.Int. Mugello 5.245 m

Start at 12:23'47.579

2 / 6

5	27.215	23.157	36.037	26.952	1'53.361	262,8	12:33'23.412	8	27.274	22.823	35.993	26.904	1'52.994	260,9	12:39'01.382
6	27.098	23.009	35.896	26.881	1'52.884	262,1	12:35'16.296	9	27.283	22.946	36.156	26.955	1'53.340	260,9	12:40'54.722
7	27.350	22.908	36.048	26.855	1'53.161	261,5	12:37'09.457	10	27.093	22.978	36.133	27.050	1'53.254	260,2	12:42'47.976
8	27.273	22.991	36.069	26.942	1'53.275	261,5	12:39'02.732	11	27.243	22.969	35.960	26.854	1'53.026	261,5	12:44'41.002
9	27.242	22.915	36.104	26.862	1'53.123	261,5	12:40'55.855	12	27.216	22.854	36.261	26.914	1'53.245	260,2	12:46'34.247
10	27.193	23.027	36.159	26.916	1'53.295	262,1	12:42'49.150	13	27.144	22.971	36.187	26.897	1'53.199	259,6	12:48'27.446
11	27.296	23.012	36.130	26.942	1'53.380	262,8	12:44'42.530	14	27.486	23.019	36.043	26.957	1'53.505	260,2	12:50'20.951
12	27.341	23.299	36.071	26.875	1'53.586	262,1	12:46'36.116	15	27.544	23.615	44.025	31.097	2'06.281	259,6	12:52'27.232
13	27.310	22.910	36.216	26.869	1'53.305	260,9	12:48'29.421	16	35.506	33.192	55.057	39.370	2'43.125	176,5	12:55'10.357
14	27.384	23.118	36.258	26.820	1'53.580	262,1	12:50'23.001	17	37.275	31.508	46.474	37.124	2'32.381	169,8	12:57'42.738
15	27.308	24.409	42.588	31.584	2'05.889	262,1	12:52'28.890								
16	35.146	33.175	55.063	39.906	2'43.290	186,5	12:55'12.180								
17	37.277	30.727	46.632	36.277	2'30.913	174,8	12:57'43.093								

Tempo di gara 33'55.159

19 A. IMPERATO (1'54.628)

Giro	Seg.1	Seg.2	Seg.3	Seg.4	T. Giro	km/h	Local Time
1		25.848	37.868	27.610	2'11.299		12:25'58.878
2	28.195	24.410	37.296	27.297	1'57.198	260,2	12:27'56.076
3	27.801	23.833	36.514	27.063	1'55.211	259,6	12:29'51.287
4	28.268	23.628	36.736	27.061	1'55.693	263,4	12:31'46.980
5	27.892	23.632	36.464	26.980	1'54.968	263,4	12:33'41.948
6	27.839	23.612	36.499	26.988	1'54.938	260,9	12:35'36.886
7	27.600	23.645	36.784	27.039	1'55.068	260,9	12:37'31.954
8	27.362	23.560	36.766	26.989	1'54.677	260,9	12:39'26.631
9	27.562	23.923	36.416	26.964	1'54.865	262,8	12:41'21.496
10	27.239	23.504	36.732	27.166	1'54.641	261,5	12:43'16.137
11	27.724	23.323	36.853	27.114	1'55.014	262,1	12:45'11.151
12	27.465	23.290	36.837	27.083	1'54.675	260,2	12:47'05.826
13	27.442	23.385	36.731	27.070	1'54.628	260,2	12:49'00.454
14	27.562	23.537	36.997	27.165	1'55.261	260,2	12:50'55.715
15	29.612	27.188	42.494	32.156	2'11.450	257,8	12:53'07.165
16	30.240	24.610	48.177	43.860	2'26.887	217,3	12:55'34.052
17	40.102	27.534	41.774	31.864	2'21.274	145,7	12:57'55.326

Tempo di gara 34'07.747

21 D. BERTONELLI (1'52.594)

Giro	Seg.1	Seg.2	Seg.3	Seg.4	T. Giro	km/h	Local Time
1		23.521	36.177	27.000	2'01.800		12:25'49.379
2	27.116	23.012	36.288	26.954	1'53.370	259,6	12:27'42.749
3	27.149	22.873	36.119	26.883	1'53.024	259,0	12:29'35.773
4	27.051	22.833	35.924	27.059	1'52.867	259,6	12:31'28.640
5	27.134	22.925	35.790	26.983	1'52.832	259,0	12:33'21.472
6	27.074	22.801	35.860	26.859	1'52.594	260,2	12:35'14.066
7	27.096	22.933	35.921	26.906	1'52.856	259,0	12:37'06.922
8	27.042	22.927	35.901	27.011	1'52.881	260,2	12:38'59.803
9	27.236	22.955	36.315	26.871	1'53.377	259,6	12:40'53.180
10	27.255	22.941	36.206	26.873	1'53.275	263,4	12:42'46.455
11	27.118	22.899	35.885	27.057	1'52.959	260,9	12:44'39.414
12	27.191	22.890	35.991	27.035	1'53.107	259,6	12:46'32.521
13	27.137	23.000	35.958	26.898	1'52.993	259,6	12:48'25.514
14	27.221	22.824	36.159	26.882	1'53.086	260,2	12:50'18.600
15	27.425	23.858	45.548	30.316	2'07.147	260,2	12:52'25.747
16	36.294	33.143	55.041	39.569	2'44.047	153,2	12:55'09.794
17	37.224	31.431	46.636	37.044	2'32.335	169,0	12:57'42.129

Tempo di gara 33'54.550 + 5.000Pen

22 S. VAN SOELEN (1'52.766)

Giro	Seg.1	Seg.2	Seg.3	Seg.4	T. Giro	km/h	Local Time
1		24.456	37.235	27.108	2'05.950		12:25'53.529
2	27.471	23.103	37.148	27.016	1'54.738	262,1	12:27'48.267
3	27.541	23.408	36.273	26.797	1'54.019	263,4	12:29'42.286
4	27.563	23.265	37.189	26.838	1'54.855	262,1	12:31'37.141
5	27.984	22.882	35.798	26.840	1'53.504	263,4	12:33'30.645
6	27.468	23.015	35.973	27.024	1'53.480	264,1	12:35'24.125
7	27.768	23.078	36.278	26.834	1'53.958	255,9	12:37'18.083
8	27.090	22.747	35.996	26.933	1'52.766	259,6	12:39'10.849
9	27.138	22.822	36.410	26.957	1'53.327	260,2	12:41'04.176
10	27.466	22.863	36.073	26.995	1'53.397	265,4	12:42'57.573

Tempo di gara 33'55.363

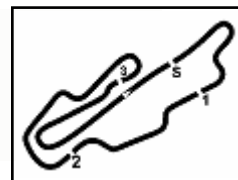
17 F. SCHURING (1'52.631)

Giro	Seg.1	Seg.2	Seg.3	Seg.4	T. Giro	km/h	Local Time
1		23.658	36.099	27.249	2'02.346		12:25'49.925
2	27.209	22.993	36.130	27.020	1'53.352	259,0	12:27'43.277
3	27.151	23.038	35.950	26.921	1'53.060	260,9	12:29'36.337
4	27.156	22.946	35.970	27.118	1'53.190	261,5	12:31'29.527
5	27.157	23.095	35.876	26.915	1'53.043	261,5	12:33'22.570
6	26.900	22.853	35.974	26.904	1'52.631	261,5	12:35'15.201
7	27.161	22.947	36.011	27.068	1'53.187	260,9	12:37'08.388

14/07/2024

P = Box In/Out - C = Tempo Invalidato





Start at 12:23'47.579

11	27.095	22.937	35.909	26.896	1'52.837	260,2	12:44'50.410	14	27.136	22.904	35.923	26.837	1'52.800	259,6	12:50'16.840
12	27.164	22.919	36.331	27.015	1'53.429	260,9	12:46'43.839	15	27.060	23.130	43.514	32.136	2'05.840	260,2	12:52'22.680
13	27.144	23.172	36.416	26.770	1'53.502	262,1	12:48'37.341	16	38.121	33.715	54.838	39.286	2'45.960	157,7	12:55'08.640
14	27.329	23.216	36.382	26.906	1'53.833	266,7	12:50'31.174	17	37.752	31.240	46.837	37.517	2'33.346	161,7	12:57'41.986
15	27.531	26.249	43.666	32.553	2'09.999	260,9	12:52'41.173	Tempo di gara 33'54.407							
16	30.865	28.967	55.014	43.068	2'37.914	195,7	12:55'19.087	28 F. BRASCHI (1'52.755)							
17	33.968	30.822	45.881	35.506	2'26.177	179,4	12:57'45.264	Tempo di gara 33'57.685							

24 F. FANT (1'53.761)

Giro	Seg.1	Seg.2	Seg.3	Seg.4	T. Giro	km/h	Local Time
1		25.520	37.638	27.646	2'09.475		12:25'57.054
2	28.024	23.495	37.069	27.264	1'55.852	262,1	12:27'52.906
3	27.477	23.372	36.623	26.959	1'54.431	259,0	12:29'47.337
4	27.866	23.264	36.224	27.062	1'54.416	261,5	12:31'41.753
5	27.310	23.409	36.573	27.030	1'54.322	259,6	12:33'36.075
6	27.365	23.375	36.416	27.113	1'54.269	261,5	12:35'30.344
7	27.407	23.442	36.338	27.043	1'54.230	261,5	12:37'24.574
8	27.743	23.504	36.588	27.087	1'54.922	260,9	12:39'19.496
9	27.698	23.463	36.086	26.980	1'54.227	263,4	12:41'13.723
10	27.359	23.162	36.144	27.096	1'53.761	259,0	12:43'07.484
11	27.461	23.255	36.256	27.397	1'54.369	258,4	12:45'01.853
12	27.369	23.253	36.112	27.087	1'53.821	257,8	12:46'55.674
13	27.374	23.249	36.307	27.161	1'54.091	258,4	12:48'49.765
14	27.797	23.311	36.433	27.764	1'55.305	257,8	12:50'45.070
15	28.546	25.651	39.148	31.828	2'05.173	256,5	12:52'50.243
16	34.024	25.645	54.381	44.921	2'38.971	192,5	12:55'29.214
17	38.309	26.207	44.595	32.771	2'21.882	125,3	12:57'51.096

Tempo di gara 34'03.517

25 D. GREGOR (1'53.141)

Giro	Seg.1	Seg.2	Seg.3	Seg.4	T. Giro	km/h	Local Time
1		24.689	39.427	27.783	2'08.681		12:25'56.260
2	27.787	23.100	36.888	27.098	1'54.873	259,6	12:27'51.133
3	27.473	23.420	36.501	26.918	1'54.312	262,1	12:29'45.445
4	27.804	22.741	35.906	27.088	1'53.539	264,7	12:31'38.984
5	27.286	23.274	35.867	27.010	1'53.437	260,2	12:33'32.421
6	27.326	23.313	36.282	27.001	1'53.922	263,4	12:35'26.343
7	27.311	23.197	36.464	26.910	1'53.882	262,8	12:37'20.225
8	27.167	22.908	36.253	26.978	1'53.306	260,9	12:39'13.531
9	27.154	23.136	36.218	27.106	1'53.614	259,6	12:41'07.145
10	27.234	22.889	36.035	26.983	1'53.141	260,2	12:43'00.286
11	27.261	23.323	36.312	26.985	1'53.881	260,9	12:44'54.167
12	27.677	23.191	36.123	26.954	1'53.945	262,8	12:46'48.112
13	27.869	24.808	36.117	26.963	1'55.757	264,1	12:48'43.869
14	27.231	23.212	36.224	26.967	1'53.634	260,2	12:50'37.503
15	27.353	24.052	45.141	32.875	2'09.421	260,2	12:52'46.924
16	32.230	26.764	54.010	44.987	2'37.991	196,4	12:55'24.915
17	35.007	28.642	46.038	34.679	2'24.366	170,6	12:57'49.281

Tempo di gara 34'01.702

26 M. KLEIN (1'52.416)

Giro	Seg.1	Seg.2	Seg.3	Seg.4	T. Giro	km/h	Local Time
1		23.409	36.101	26.954	2'01.356		12:25'48.935
2	27.220	23.051	35.926	26.920	1'53.117	257,8	12:27'42.052
3	27.181	23.099	35.676	26.865	1'52.821	259,6	12:29'34.873
4	27.125	22.954	35.838	26.789	1'52.706	259,0	12:31'27.579
5	27.061	22.982	35.746	26.975	1'52.764	259,6	12:33'20.343
6	26.931	22.874	35.750	26.861	1'52.416	259,6	12:35'12.759
7	27.417	22.998	35.710	26.901	1'53.026	260,2	12:37'05.785
8	27.258	23.021	35.721	26.867	1'52.867	260,9	12:38'58.652
9	27.537	23.598	35.878	26.912	1'53.925	261,5	12:40'52.577
10	27.291	22.998	35.863	26.797	1'52.949	259,6	12:42'45.526
11	27.065	22.888	36.025	26.863	1'52.841	259,6	12:44'38.367
12	27.183	22.872	35.999	26.813	1'52.867	259,0	12:46'31.234
13	27.090	23.020	35.870	26.826	1'52.806	259,0	12:48'24.040

33 H. FELBERMAYR (1'53.786)

Giro	Seg.1	Seg.2	Seg.3	Seg.4	T. Giro	km/h	Local Time
1		24.608	37.407	27.402	2'07.743		12:25'55.322
2	27.584	23.501	36.089	26.956	1'54.130	260,2	12:27'49.452
3	27.459	23.289	36.389	27.137	1'54.274	259,6	12:29'43.726
4	27.226	23.298	36.587	27.161	1'54.272	260,9	12:31'37.998
5	27.514	23.419	36.154	27.034	1'54.121	262,1	12:33'32.119
6	27.525	23.262	36.214	26.940	1'53.941	259,6	12:35'26.060
7	27.267	23.273	36.587	27.159	1'54.286	259,6	12:37'20.346
8	27.479	23.016	36.344	27.156	1'53.995	260,9	12:39'14.341
9	27.290	22.933	36.618	27.092	1'53.933	262,1	12:41'08.274
10	27.334	23.034	37.055	27.235	1'54.658	260,9	12:43'02.932
11	27.469	23.203	36.329	27.103	1'54.104	259,0	12:44'57.036
12	27.375	23.000	36.242	27.169	1'53.786	259,0	12:46'50.822
13	27.494	23.175	36.275	27.111	1'54.055	257,8	12:48'44.877
14	27.475	23.142	36.293	27.031	1'53.941	259,6	12:50'38.818
15	27.491	23.695	44.725	33.012	2'08.923	259,6	12:52'47.741
16	31.811	26.960	54.119	45.023	2'37.913	206,5	12:55'25.654

Tempo di gara 33'57.908



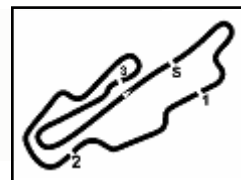
PORSCHE

CARRERA CUP
ITALIA

ACI Racing Weekend Mugello, 13-14 Luglio 2024
Porsche Carrera Cup Italia - Analisi Tempi Gara 2

Start at 12:23'47.579

6.5



Aut.Int. Mugello 5.245 m

6 / 6

99 H. CHIRIGUT (1'56.471)

Giro	Seg.1	Seg.2	Seg.3	Seg.4	T. Giro	km/h	Local Time
1		26.058	38.213	27.871	2'12.708		12:26'00.287
2	28.750	24.471	37.261	27.702	1'58.184	259,6	12:27'58.471
3	28.431	24.065	37.766	27.402	1'57.664	259,0	12:29'56.135
4	28.478	24.445	37.607	27.611	1'58.141	256,5	12:31'54.276
5	28.156	23.941	37.262	27.209	1'56.568	256,5	12:33'50.844
6	28.199	25.056	37.646	28.024	1'58.925	257,8	12:35'49.769
7	28.395	24.507	37.522	27.532	1'57.956	258,4	12:37'47.725
8	28.243	24.394	37.775	27.463	1'57.875	255,9	12:39'45.600
9	28.369	23.952	37.625	27.403	1'57.349	255,9	12:41'42.949
10	28.012	23.940	37.243	27.377	1'56.572	256,5	12:43'39.521
11	28.082	24.001	37.137	27.251	1'56.471	255,9	12:45'35.992
12	28.297	24.392	37.427	27.303	1'57.419	255,3	12:47'33.411
13	28.305	24.123	37.453	27.386	1'57.267	256,5	12:49'30.678
14	28.365	24.272	37.732	28.161	1'58.530	255,3	12:51'29.208
15	29.433	25.776	38.122	28.081	2'01.412	255,3	12:53'30.620
16	28.757	25.221	37.925	34.557	2'06.460	255,3	12:55'37.080
17	42.142	27.206	41.642	31.959	2'22.949	138,1	12:58'00.029

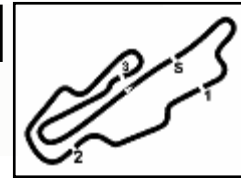
Tempo di gara 34'12.450

14/07/2024

P = Box In/Out - C = Tempo Invalidato

Powered by FICr PERUGIA TIMING





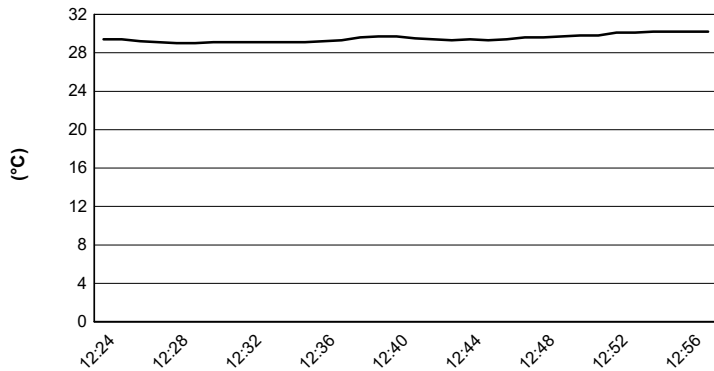
Aut.Int. Mugello 5.245 m

ACI Racing Weekend Mugello, 13-14 Luglio 2024

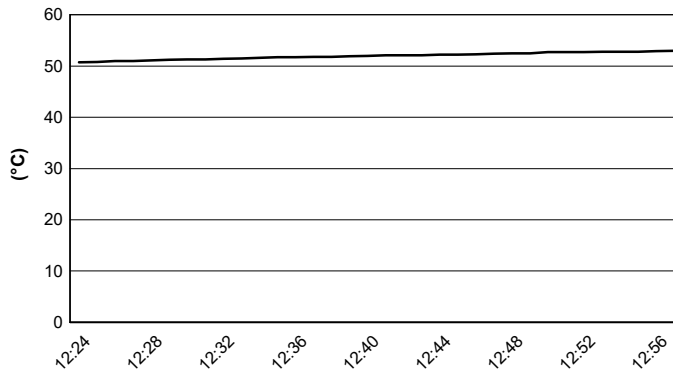
Porsche Carrera Cup Italia - Meteo Gara 2

Session started 12:24 - Session ended 12:58

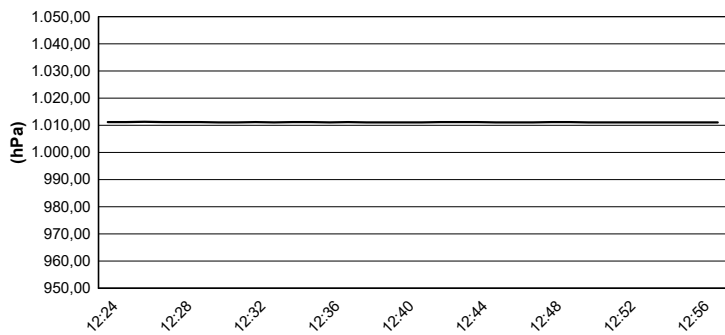
Air Temperature



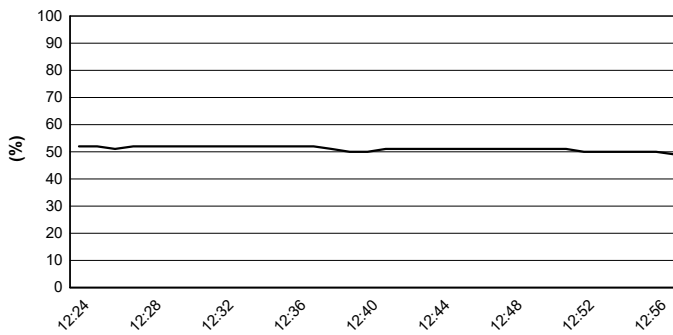
Track Temperature



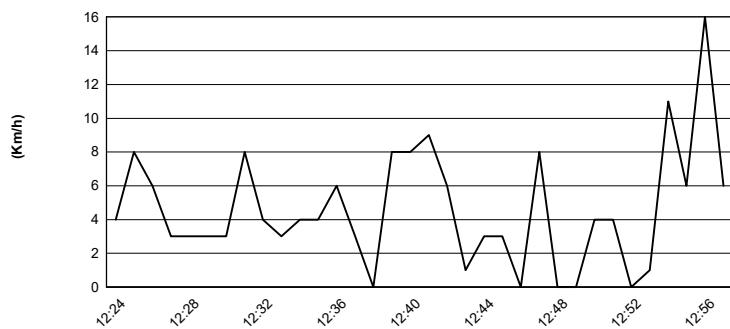
Air Pressure



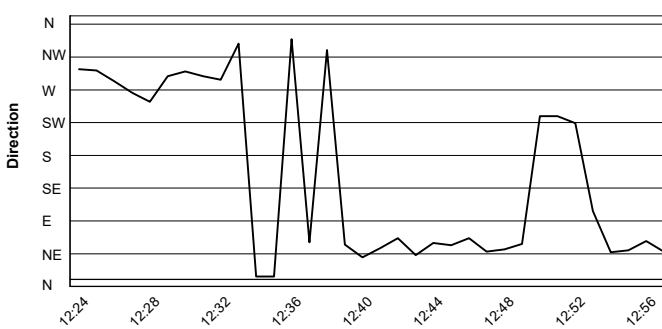
Humidity



Wind Speed

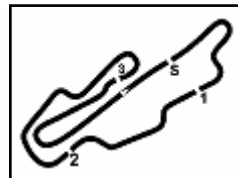


Wind Direction



14/07/2024





Aut. Int. Mugello 5.245 m

ACI Racing Weekend Mugello, 13-14 Luglio 2024
Porsche Carrera Cup Italia - Griglia Gara 2 (Durata: 30' +1 Giro)

17	99	CHIRIGUT H. Scuderia Villorba Corse	Porsche 1'55.022	60	GALASSI M. Team Malucelli	Porsche 1'54.079
16	19	IMPERATO A. Ombra Racing	Porsche 1'53.720	70	GIORGI G. BeDriver	Porsche 1'52.911
15	56	BRUSA C. Prima Ghinzani Motorsport	Porsche 1'52.789	50	FENICI F. Raptor Engineering	Porsche 1'52.487
14	51	GNEMMI P. Ebimotors	Porsche 1'52.188	67	DE GIACOMI A. Tsunami RT	Porsche 1'52.085
13	55	BARBERINI C. Prima Ghinzani Motorsport	Porsche 1'51.943	54	STEFANELLI S. Team Malucelli	Porsche 1'51.942
12	33	FELBERMAYR H. The Driving Experiences	Porsche 1'51.811	52	DE AMICIS A. Ebimotors	Porsche 1'51.780
11	24	FANT F. Team Malucelli	Porsche 1'51.755	46	PUJATTI N. Scuderia Villorba Corse	Porsche 1'51.549
10	44	OLIVIERI F. Raptor Engineering	Porsche 1'51.402	14	GIACON S. Scuderia Villorba Corse	Porsche 1'51.287
9	10	ARMANNI P. Prima Ghinzani Motorsport	Porsche 1'51.233	32	QUARESMINI G. Tsunami RT	Porsche 1'51.203
8	7	HALL B. BeDriver	Porsche 1'51.104	22	VAN SOELEN S. Target Competition	Porsche 1'51.019
7	25	GREGOR D. The Driving Experiences	Porsche 1'51.009	11	GRAY O. Ombra Racing	Porsche 1'50.994
6	28	BRASCHI F. Dinamic Motorsport	Porsche 1'50.849	3	CERQUI A. BeDriver	Porsche 1'50.704
5	40	STIAK J. Target Competition	Porsche 1'50.703	8	MASTERS K. Team Q8 Hi-Perform	Porsche 1'50.666
4	38	IAQUINTA S. Prima Ghinzani Motorsport	Porsche 1'50.604	12	ZENDELI L. Ombra Racing	Porsche 1'50.599
3	15	FESTANTE A. Dinamic Motorsport	Porsche 1'50.542	17	SCHURING F. Enrico Fulgenzi Racing	Porsche 1'50.536
2	26	KLEIN M. Target Competition	Porsche 1'50.447	21	BERTONELLI D. The Driving Experiences	Porsche 1'50.440
1	1	TEN VOORDE L. Enrico Fulgenzi Racing	Porsche 1'50.327			

