

## ACI Racing Weekend Mugello, 13-14 Luglio 2024

### Porsche Carrera Cup Italia - Classifica Gara 1

Giri 17 = 89,165 km - Media 160,464 km/h - Tempo di gara 33'20.415

Num.	Conditore	Naz	Concorrente	Team	Auto	Classe	Giri	Tempo	Dist.	Rel.	Giro Veloce
1	<b>26 KLEIN</b> Marvin	FRA	Target Competition	Target Competition	Porsche 911 GT3 CUP 99		17	33'20.415			4 1'52.105
2	<b>1 TEN VOORDE</b> Larry	NLD	Enrico Fulgenzi Racing	Enrico Fulgenzi Racing	Porsche 911 GT3 CUP 99		17	33'21.493	<b>1.078</b>	<b>1.078</b>	4 <b>1'52.076</b>
3	<b>12 ZENDELI</b> Lirim	DEU	Ombra Racing	Ombra Racing	Porsche 911 GT3 CUP 99	R	17	33'22.895	<b>2.480</b>	<b>1.402</b>	3 1'52.672
4	<b>17 SCHURING</b> Flynt	NLD	Enrico Fulgenzi Racing	Enrico Fulgenzi Racing	Porsche 911 GT3 CUP 99		17	33'23.303	<b>2.888</b>	<b>0.408</b>	3 1'52.549
5	<b>8 MASTERS</b> Keagan	ZAF	Ombra Racing	Team Q8 Hi-Perform	Porsche 911 GT3 CUP 99		17	33'23.772	<b>3.357</b>	<b>0.469</b>	4 1'52.648
6	<b>21 BERTONELLI</b> Diego	ITA	The Driving Experiences	The Driving Experiences	Porsche 911 GT3 CUP 99		17	33'24.119	<b>3.704</b>	<b>0.347</b>	4 1'52.855
7	<b>32 QUARESMINI</b> Gianmarco	ITA	Tsunami RT	Tsunami RT	Porsche 911 GT3 CUP 99		17	33'24.986	<b>4.571</b>	<b>0.867</b>	7 1'52.675
8	<b>38 IAQUINTA</b> Simone	ITA	Prima Ghinzani Motorsport	Prima Ghinzani Motorsport	Porsche 911 GT3 CUP 99		17	33'25.605	<b>5.190</b>	<b>0.619</b>	3 1'53.332
9	<b>11 GRAY</b> Oliver	GBR	Ombra Racing	Ombra Racing	Porsche 911 GT3 CUP 99	R	17	33'27.473	<b>7.058</b>	<b>1.868</b>	9 1'53.275
10	<b>40 STIAK</b> Janne	DEU	Target Competition	Target Competition	Porsche 911 GT3 CUP 99		17	33'27.654	<b>7.239</b>	<b>0.181</b>	9 1'53.214
11	<b>3 CERQUI</b> Alberto	ITA	BeDriver	BeDriver	Porsche 911 GT3 CUP 99		17	33'28.231	<b>7.816</b>	<b>0.577</b>	3 1'53.611
12	<b>25 GREGOR</b> Daniel	DEU	The Driving Experiences	The Driving Experiences	Porsche 911 GT3 CUP 99	R	17	33'28.582	<b>8.167</b>	<b>0.351</b>	8 1'53.285
13	<b>22 VAN SOELEN</b> Senna	NLD	Target Competition	Target Competition	Porsche 911 GT3 CUP 99	R	17	33'30.444	<b>10.029</b>	<b>1.862</b>	8 1'53.488
14	<b>7 HALL</b> Bayley	AUS	BeDriver	BeDriver	Porsche 911 GT3 CUP 99		17	33'30.903	<b>10.488</b>	<b>0.459</b>	6 1'53.806
15P	<b>28 BRASCHI</b> Francesco	ITA	Dinamic Motorsport	Dinamic Motorsport	Porsche 911 GT3 CUP 99	R	17	33'30.987	<b>10.572</b>	<b>0.084</b>	8 1'53.189
16	<b>52 DE AMICIS</b> Alberto	ITA	Ebimotors	Ebimotors	Porsche 911 GT3 CUP 99	MC	17	33'34.082	<b>13.667</b>	<b>3.095</b>	3 1'53.873
17P	<b>14 GIACON</b> Steven	ITA	Scuderia Villorba Corse	Scuderia Villorba Corse	Porsche 911 GT3 CUP 99	R	17	33'35.110	<b>14.695</b>	<b>1.028</b>	9 1'53.494
18	<b>67 DE GIACOMI</b> Alex	ITA	Tsunami RT	Tsunami RT	Porsche 911 GT3 CUP 99	MC	17	33'35.524	<b>15.109</b>	<b>0.414</b>	5 1'54.134
19	<b>54 STEFANELLI</b> Stefano	ITA	Team Malucelli	Team Malucelli	Porsche 911 GT3 CUP 99	MC	17	33'35.947	<b>15.532</b>	<b>0.423</b>	5 1'54.082
20	<b>46 PUJATTI</b> Nicholas	ITA	Scuderia Villorba Corse	Scuderia Villorba Corse	Porsche 911 GT3 CUP 99	R	17	33'36.074	<b>15.659</b>	<b>0.127</b>	5 1'53.754
21	<b>50 FENICI</b> Francesco Maria	ITA	Raptor Engineering	Raptor Engineering	Porsche 911 GT3 CUP 99	MC	17	33'37.380	<b>16.965</b>	<b>1.306</b>	5 1'54.363
22	<b>51 GNEMMI</b> Paolo	ITA	Ebimotors	Ebimotors	Porsche 911 GT3 CUP 99	MC	17	33'37.995	<b>17.580</b>	<b>0.615</b>	12 1'54.440
23	<b>19 IMPERATO</b> Anthony	USA	Ombra Racing	Ombra Racing	Porsche 911 GT3 CUP 99		17	33'39.086	<b>18.671</b>	<b>1.091</b>	6 1'54.512
24	<b>70 GIORGI</b> Gianluca	ITA	BeDriver	BeDriver	Porsche 911 GT3 CUP 99	MC	17	33'39.691	<b>19.276</b>	<b>0.605</b>	4 1'54.282
25	<b>55 BARBERINI</b> Cosimo	ITA	Prima Ghinzani Motorsport	Prima Ghinzani Motorsport	Porsche 911 GT3 CUP 99	MC	17	33'40.405	<b>19.990</b>	<b>0.714</b>	6 1'54.437
26	<b>56 BRUSA</b> Cesare	ITA	Prima Ghinzani Motorsport	Prima Ghinzani Motorsport	Porsche 911 GT3 CUP 99	MC	17	33'40.958	<b>20.543</b>	<b>0.553</b>	4 1'54.989
27P	<b>24 FANT</b> Filippo	ITA	Team Malucelli	Team Malucelli	Porsche 911 GT3 CUP 99	R	17	33'44.426	<b>24.011</b>	<b>3.468</b>	9 1'54.414
28	<b>60 GALASSI</b> Marco	SMR	Team Malucelli	Team Malucelli	Porsche 911 GT3 CUP 99	MC	17	33'57.528	<b>37.113</b>	<b>13.102</b>	3 1'56.160
29P	<b>33 FELBERMAYR</b> Horst Felix	AUT	The Driving Experiences	The Driving Experiences	Porsche 911 GT3 CUP 99		16	33'51.942	<b>1 Giro</b>	<b>1 Giro</b>	11 1'54.157
30	<b>15 FESTANTE</b> Aldo	ITA	Dinamic Motorsport	Dinamic Motorsport	Porsche 911 GT3 CUP 99		14	27'40.910	<b>3 Giri</b>	<b>2 Giri</b>	3 1'52.798
31	<b>99 CHIRIGUT</b> Horia-Traian	ROU	Scuderia Villorba Corse	Scuderia Villorba Corse	Porsche 911 GT3 CUP 99	MC	14	27'52.807	<b>3 Giri</b>	<b>11.897</b>	5 1'56.086
32	<b>10 ARMANNI</b> Pietro	ITA	Prima Ghinzani Motorsport	Prima Ghinzani Motorsport	Porsche 911 GT3 CUP 99		12	23'07.942	<b>5 Giri</b>	<b>2 Giri</b>	3 1'54.116
----- Non Classificati -----											
RIT	<b>44 OLIVIERI</b> Flavio	ITA	Raptor Engineering	Raptor Engineering	Porsche 911 GT3 CUP 99	R	5	9'45.893	<b>12 Giri</b>		2 1'54.156

Partenti: 33 Classificati: 32 Non Classificati: 0 Ritirati: 1 Non Partiti: 0

Giro Veloce N. 4 Num. 1 Larry ten Voorde Tempo 1'52.076 Media. 168,475 Km/h

Umidità	50%	Aria	31°C
Condizioni	DRY	Pista	52°C

#### Penalty and Infringment

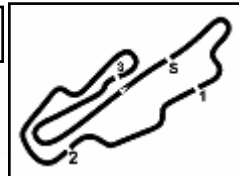
16.08	<b>24 F. FANT</b>	#24 Time Penalty 10 sec - Incident in T1
16.11	<b>33 H. FELBERMAYR</b>	#33 Time Penalty 10 sec - Not respecting start procedure
18.00	<b>28 F. BRASCHI</b>	Time Penalty 5 sec - Stewards decision n. 5
18.00	<b>14 S. GIACON</b>	Time Penalty 5 sec - Stewards decision n. 6

Stewards : Paolo Longoni Simone Leoni Gabriele Lancieri

Inizio 13/07/2024 15:57  
Fine 16:31

Esposta alle: .....





**ACI Racing Weekend Mugello, 13-14 Luglio 2024**  
**Porsche Carrera Cup Italia - Classifica di Classe Gara 1**

**Michelin Cup**

Giri 17 = 89,165 km - Media 159,375 km/h - Tempo di gara 33'34.082

Num.	Conduuttore	Naz	Concorrente	Team	Auto	Giri	Tempo	Dist.	Rel.	Giro Veloce
1	<b>52 DE AMICIS</b> Alberto	ITA	Ebimotors	Ebimotors	Porsche 911 GT3 CUP 99	17	33'34.082			3 1'53.873
2	<b>67 DE GIACOMI</b> Alex	ITA	Tsunami RT	Tsunami RT	Porsche 911 GT3 CUP 99	17	33'35.524	1.442	1.442	5 1'54.134
3	<b>54 STEFANELLI</b> Stefano	ITA	Team Malucelli	Team Malucelli	Porsche 911 GT3 CUP 99	17	33'35.947	1.865	0.423	5 1'54.082
4	<b>50 FENICI</b> Francesco Maria	ITA	Raptor Engineering	Raptor Engineering	Porsche 911 GT3 CUP 99	17	33'37.380	3.298	1.433	5 1'54.363
5	<b>51 GNEMMI</b> Paolo	ITA	Ebimotors	Ebimotors	Porsche 911 GT3 CUP 99	17	33'37.995	3.913	0.615	12 1'54.440
6	<b>70 GIORGI</b> Gianluca	ITA	BeDriver	BeDriver	Porsche 911 GT3 CUP 99	17	33'39.691	5.609	1.696	4 1'54.282
7	<b>55 BARBERINI</b> Cosimo	ITA	Prima Ghinzani Motorsport	Prima Ghinzani Motorsport	Porsche 911 GT3 CUP 99	17	33'40.405	6.323	0.714	6 1'54.437
8	<b>56 BRUSA</b> Cesare	ITA	Prima Ghinzani Motorsport	Prima Ghinzani Motorsport	Porsche 911 GT3 CUP 99	17	33'40.958	6.876	0.553	4 1'54.989
9	<b>60 GALASSI</b> Marco	SMR	Team Malucelli	Team Malucelli	Porsche 911 GT3 CUP 99	17	33'57.528	23.446	16.570	3 1'56.160
10	<b>99 CHIRIGUT</b> Horia-Traian	ROU	Scuderia Villorba Corse	Scuderia Villorba Corse	Porsche 911 GT3 CUP 99	14	27'52.807	3 Giri	3 Giri	5 1'56.086

Partenti: 10 Classificati: 10 Non Classificati: 0 Ritirati: 0 Non Partiti: 0

Giro Veloce N. 3 Num. 52 Alberto De Amicis Tempo 1'53.873 Media. 165,816 Km/h

**Rookie**

Giri 17 = 89,165 km - Media 160,265 km/h - Tempo di gara 33'22.895

Num.	Conduuttore	Naz	Concorrente	Team	Auto	Giri	Tempo	Dist.	Rel.	Giro Veloce
1	<b>12 ZENDELI</b> Lirim	DEU	Ombra Racing	Ombra Racing	Porsche 911 GT3 CUP 99	17	33'22.895			3 1'52.672
2	<b>11 GRAY</b> Oliver	GBR	Ombra Racing	Ombra Racing	Porsche 911 GT3 CUP 99	17	33'27.473	4.578	4.578	9 1'53.275
3	<b>25 GREGOR</b> Daniel	DEU	The Driving Experiences	The Driving Experiences	Porsche 911 GT3 CUP 99	17	33'28.582	5.687	1.109	8 1'53.285
4	<b>22 VAN SOELEN</b> Senna	NLD	Target Competition	Target Competition	Porsche 911 GT3 CUP 99	17	33'30.444	7.549	1.862	8 1'53.488
5P	<b>28 BRASCHI</b> Francesco	ITA	Dinamic Motorsport	Dinamic Motorsport	Porsche 911 GT3 CUP 99	17	33'30.987	8.092	0.543	8 1'53.189
6P	<b>14 GIACON</b> Steven	ITA	Scuderia Villorba Corse	Scuderia Villorba Corse	Porsche 911 GT3 CUP 99	17	33'35.110	12.215	4.123	9 1'53.494
7	<b>46 PUJATTI</b> Nicholas	ITA	Scuderia Villorba Corse	Scuderia Villorba Corse	Porsche 911 GT3 CUP 99	17	33'36.074	13.179	0.964	5 1'53.754
8P	<b>24 FANT</b> Filippo	ITA	Team Malucelli	Team Malucelli	Porsche 911 GT3 CUP 99	17	33'44.426	21.531	8.352	9 1'54.414

**Non Classificati**

RIT	<b>44 OLIVIERI</b> Flavio	ITA	Raptor Engineering	Raptor Engineering	Porsche 911 GT3 CUP 99	5	9'45.893	12 Giri		2 1'54.156
-----	---------------------------	-----	--------------------	--------------------	------------------------	---	----------	---------	--	------------

Partenti: 9 Classificati: 8 Non Classificati: 0 Ritirati: 1 Non Partiti: 0

Giro Veloce N. 3 Num. 12 Lirim Zendeli Tempo 1'52.672 Media. 167,584 Km/h

Umidità	50%	Aria	31°C
Condizioni	DRY	Pista	52°C

Stewards : Paolo Longoni Simone Leoni Gabriele Lancieri

13/07/2024 Inizio 15:57 Fine 16:31

Esposta alle: .....



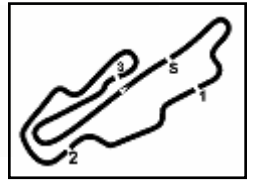
**PORSCHE**

**CARRERA CUP  
ITALIA**

**ACI Racing Weekend Mugello, 13-14 Luglio 2024**

**Porsche Carrera Cup Italia - Contagiri Gara 1**

**5.3**



Aut.Int. Mugello 5.245 m

Giro

	1	2	3	4	5	6	7	8	9	10	11	12	13	14	15	16	17
1	26	26	26	26	26	26	26	26	26	26	26	26	26	26	26	26	26
2	1	1	1	1	1	1	1	1	1	1	1	1	1	1	1	1	1
3	17	17	17	17	17	17	17	17	17	17	17	17	17	17	12	12	12
4	15	15	15	15	15	12	12	12	12	12	12	12	12	12	17	17	17
5	12	12	12	12	12	15	15	15	15	15	15	15	15	15	8	8	8
6	8	8	8	8	8	8	8	8	8	8	8	8	8	8	21	21	21
7	21	21	21	21	21	21	21	21	21	21	21	21	21	21	32	32	32
8	38	38	38	38	38	38	32	32	32	32	32	32	32	32	38	38	38
9	28	28	28	28	28	32	38	38	38	38	38	38	38	38	28	28	28
10	11	11	11	32	32	28	28	28	28	28	28	28	28	28	11	11	11
11	40	40	32	11	11	11	11	11	11	11	11	11	11	11	40	40	40
12	3	32	40	40	40	40	40	40	40	40	40	40	40	40	3	3	3
13	32	3	3	3	3	3	3	3	3	3	3	3	3	3	25	25	25
14	14	14	14	14	14	14	14	14	14	14	14	14	14	14	14	14	14
15	44	44	44	10	10	10	10	10	10	25	25	25	25	25	22	22	22
16	10	10	10	52	52	52	52	52	25	10	10	10	22	22	52	7	7
17	33	33	52	44	44	25	25	25	52	52	52	22	52	52	7	52	52
18	52	52	25	33	25	33	67	22	22	22	22	52	67	67	24	24	24
19	25	25	33	25	33	54	54	67	67	67	67	67	7	7	67	67	67
20	46	46	46	54	54	67	22	54	54	7	7	7	24	24	54	54	54
21	54	54	24	67	67	24	24	7	7	24	24	24	54	54	50	50	46
22	24	24	54	24	24	22	7	24	24	54	54	54	50	50	51	51	50
23	67	67	67	22	22	50	50	50	50	50	50	50	51	51	46	46	51
24	50	50	50	50	50	7	19	19	19	19	51	51	46	46	19	19	19
25	19	19	22	19	7	19	51	51	51	51	19	46	19	19	70	70	70
26	51	51	19	7	19	51	70	70	70	70	46	19	70	70	55	55	55
27	56	22	51	51	51	70	55	55	46	46	70	70	55	55	56	56	56
28	70	7	7	70	70	55	46	46	55	55	55	55	56	56	60	60	60
29	22	70	70	56	55	46	56	56	56	56	56	56	99	99	33	33	
30	7	56	56	55	56	56	99	99	99	99	99	99	99	60	60		
31	55	55	55	46	46	99	60	60	60	60	60	60	33	33			
32	60	60	60	99	99	60	33	33	33	33	33	33					
33	99	99	99	60	60												

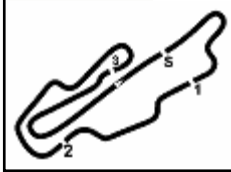
Final Result

1	26	KLEIN M.	Giri 17
2	1	TEN VOORDE L.	1.078
3	12	ZENDELI L.	2.480
4	17	SCHURING F.	2.888
5	8	MASTERS K.	3.357
6	21	BERTONELLI D.	3.704
7	32	QUARESMINI G.	4.571
8	38	IAQUINTA S.	5.190
9	11	GRAY O.	7.058
10	40	STIAK J.	7.239
11	3	CERQUI A.	7.816
12	25	GREGOR D.	8.167
13	22	VAN SOELEN S.	10.029
14	7	HALL B.	10.488
15	28	BRASCHI F. (P)	10.572
16	52	DE AMICIS A.	13.667
17	14	GIACON S. (P)	14.695
18	67	DE GIACOMI A.	15.109
19	54	STEFANELLI S.	15.532
20	46	PUJATTI N.	15.659
21	50	FENICI F.	16.965
22	51	GNEMMI P.	17.580
23	19	IMPERATO A.	18.671
24	70	GIORGI G.	19.276
25	55	BARBERINI C.	19.990
26	56	BRUSA C.	20.543
27	24	FANT F. (P)	24.011
28	60	GALASSI M.	37.113
29	33	FELBERMAYR H. (P)	1 Giro
30	15	FESTANTE A.	3 Giri
31	99	CHIRIGUT H.	3 Giri
32	10	ARMANNI P.	5 Giri
RIT	44	OLIVIERI F.	12 Giri

Powered by **FIcR PERUGIA TIMING**



ACI Racing Weekend Mugello, 13-14 Luglio 2024  
Porsche Carrera Cup Italia - Best Sectors & Speed Gara 1



CLASSIFICA

1	26 KLEIN Marvin	Porsche 911 GT3 CUP 992	Giri 17
2	1 TEN VOORDE Larry	Porsche 911 GT3 CUP 992	1.078
3	12 ZENDELI Lirim	Porsche 911 GT3 CUP 992	2.480
4	17 SCHURING Flynt	Porsche 911 GT3 CUP 992	2.888
5	8 MASTERS Keagan	Porsche 911 GT3 CUP 992	3.357
6	21 BERTONELLI Diego	Porsche 911 GT3 CUP 992	3.704
7	32 QUARESMINI Gianmarco	Porsche 911 GT3 CUP 992	4.571
8	38 IAQUINTA Simone	Porsche 911 GT3 CUP 992	5.190
9	11 GRAY Oliver	Porsche 911 GT3 CUP 992	7.058
10	40 STIAK Janne	Porsche 911 GT3 CUP 992	7.239
11	3 CERQUI Alberto	Porsche 911 GT3 CUP 992	7.816
12	25 GREGOR Daniel	Porsche 911 GT3 CUP 992	8.167
13	22 VAN SOELEN Senna	Porsche 911 GT3 CUP 992	10.029
14	7 HALL Bayley	Porsche 911 GT3 CUP 992	10.488
15	28 BRASCHI Francesco	Porsche 911 GT3 CUP 992	10.572
16	52 DE AMICIS Alberto	Porsche 911 GT3 CUP 992	13.667
17	14 GIACON Steven	Porsche 911 GT3 CUP 992	14.695
18	67 DE GIACOMI Alex	Porsche 911 GT3 CUP 992	15.109
19	54 STEFANELLI Stefano	Porsche 911 GT3 CUP 992	15.532
20	46 PUJATTI Nicholas	Porsche 911 GT3 CUP 992	15.659
21	50 FENICI Francesco Maria	Porsche 911 GT3 CUP 992	16.965
22	51 GNEMMI Paolo	Porsche 911 GT3 CUP 992	17.580
23	19 IMPERATO Anthony	Porsche 911 GT3 CUP 992	18.671
24	70 GIORGI Gianluca	Porsche 911 GT3 CUP 992	19.276
25	55 BARBERINI Cosimo	Porsche 911 GT3 CUP 992	19.990
26	56 BRUSA Cesare	Porsche 911 GT3 CUP 992	20.543
27	24 FANT Filippo	Porsche 911 GT3 CUP 992	24.011
28	60 GALASSI Marco	Porsche 911 GT3 CUP 992	37.113
29	33 FELBERMAYR Horst Felix	Porsche 911 GT3 CUP 992	1 Giro
30	15 FESTANTE Aldo	Porsche 911 GT3 CUP 992	3 Giri
31	99 CHIRIGUT Horia-Traian	Porsche 911 GT3 CUP 992	3 Giri
32	10 ARMANNI Pietro	Porsche 911 GT3 CUP 992	5 Giri
RIT	44 OLIVIERI Flavio	Porsche 911 GT3 CUP 992	12 Giri

SPEED

1	28 BRASCHI Francesco	Porsche 911 GT3 CUP 992	266,7
2	12 ZENDELI Lirim	Porsche 911 GT3 CUP 992	266,0
3	21 BERTONELLI Diego	Porsche 911 GT3 CUP 992	265,4
4	22 VAN SOELEN Senna	Porsche 911 GT3 CUP 992	265,4
5	25 GREGOR Daniel	Porsche 911 GT3 CUP 992	265,4
6	32 QUARESMINI Gianmarco	Porsche 911 GT3 CUP 992	265,4
7	40 STIAK Janne	Porsche 911 GT3 CUP 992	265,4
8	7 HALL Bayley	Porsche 911 GT3 CUP 992	264,7
9	67 DE GIACOMI Alex	Porsche 911 GT3 CUP 992	264,7
10	46 PUJATTI Nicholas	Porsche 911 GT3 CUP 992	264,7
11	10 ARMANNI Pietro	Porsche 911 GT3 CUP 992	264,7
12	33 FELBERMAYR Horst Felix	Porsche 911 GT3 CUP 992	264,7
13	55 BARBERINI Cosimo	Porsche 911 GT3 CUP 992	264,1
14	3 CERQUI Alberto	Porsche 911 GT3 CUP 992	264,1
15	24 FANT Filippo	Porsche 911 GT3 CUP 992	264,1
16	38 IAQUINTA Simone	Porsche 911 GT3 CUP 992	264,1
17	8 MASTERS Keagan	Porsche 911 GT3 CUP 992	263,4
18	52 DE AMICIS Alberto	Porsche 911 GT3 CUP 992	263,4
19	54 STEFANELLI Stefano	Porsche 911 GT3 CUP 992	263,4
20	70 GIORGI Gianluca	Porsche 911 GT3 CUP 992	263,4
21	44 OLIVIERI Flavio	Porsche 911 GT3 CUP 992	263,4
22	51 GNEMMI Paolo	Porsche 911 GT3 CUP 992	262,8
23	56 BRUSA Cesare	Porsche 911 GT3 CUP 992	262,8
24	19 IMPERATO Anthony	Porsche 911 GT3 CUP 992	262,8
25	11 GRAY Oliver	Porsche 911 GT3 CUP 992	262,8
26	17 SCHURING Flynt	Porsche 911 GT3 CUP 992	262,1
27	14 GIACON Steven	Porsche 911 GT3 CUP 992	261,5
28	15 FESTANTE Aldo	Porsche 911 GT3 CUP 992	261,5
29	1 TEN VOORDE Larry	Porsche 911 GT3 CUP 992	260,2
30	50 FENICI Francesco Maria	Porsche 911 GT3 CUP 992	260,2
31	60 GALASSI Marco	Porsche 911 GT3 CUP 992	260,2
32	99 CHIRIGUT Horia-Traian	Porsche 911 GT3 CUP 992	260,2
33	26 KLEIN Marvin	Porsche 911 GT3 CUP 992	259,6

SEG. 1

1	26 KLEIN Marvin	26.900
2	21 BERTONELLI Diego	26.945
3	8 MASTERS Keagan	26.962
4	1 TEN VOORDE Larry	26.973
5	32 QUARESMINI Gianmarco	26.998
6	17 SCHURING Flynt	27.039
7	40 STIAK Janne	27.084
8	12 ZENDELI Lirim	27.101
9	15 FESTANTE Aldo	27.122
10	14 GIACON Steven	27.144
11	38 IAQUINTA Simone	27.187
12	25 GREGOR Daniel	27.193
13	22 VAN SOELEN Senna	27.194
14	11 GRAY Oliver	27.198
15	67 DE GIACOMI Alex	27.206
16	52 DE AMICIS Alberto	27.217
17	28 BRASCHI Francesco	27.222
18	10 ARMANNI Pietro	27.252
19	44 OLIVIERI Flavio	27.256
20	3 CERQUI Alberto	27.301
21	54 STEFANELLI Stefano	27.317
22	46 PUJATTI Nicholas	27.322
23	7 HALL Bayley	27.351
24	24 FANT Filippo	27.386
25	19 IMPERATO Anthony	27.387
26	51 GNEMMI Paolo	27.403
27	50 FENICI Francesco Maria	27.463
28	55 BARBERINI Cosimo	27.464
29	56 BRUSA Cesare	27.470
30	33 FELBERMAYR Horst Feli	27.476
31	70 GIORGI Gianluca	27.476
32	99 CHIRIGUT Horia-Traian	27.738
33	60 GALASSI Marco	27.852

SEG. 2

1	26 KLEIN Marvin	22.678
2	17 SCHURING Flynt	22.742
3	1 TEN VOORDE Larry	22.778
4	8 MASTERS Keagan	22.797
5	12 ZENDELI Lirim	22.815
6	15 FESTANTE Aldo	22.830
7	22 VAN SOELEN Senna	22.850
8	21 BERTONELLI Diego	22.868
9	32 QUARESMINI Gianmarco	22.884
10	11 GRAY Oliver	22.894
11	28 BRASCHI Francesco	22.913
12	7 HALL Bayley	22.947
13	40 STIAK Janne	22.966
14	25 GREGOR Daniel	22.976
15	38 IAQUINTA Simone	23.029
16	3 CERQUI Alberto	23.045
17	14 GIACON Steven	23.062
18	46 PUJATTI Nicholas	23.110
19	52 DE AMICIS Alberto	23.117
20	33 FELBERMAYR Horst Feli	23.168
21	10 ARMANNI Pietro	23.185
22	67 DE GIACOMI Alex	23.203
23	56 BRUSA Cesare	23.211
24	50 FENICI Francesco Maria	23.216
25	54 STEFANELLI Stefano	23.223
26	44 OLIVIERI Flavio	23.228
27	70 GIORGI Gianluca	23.286
28	19 IMPERATO Anthony	23.322
29	51 GNEMMI Paolo	23.346
30	24 FANT Filippo	23.375
31	55 BARBERINI Cosimo	23.409
32	99 CHIRIGUT Horia-Traian	23.799
33	60 GALASSI Marco	23.850

SEG. 3

1	1 TEN VOORDE Larry	35.450
2	26 KLEIN Marvin	35.455
3	17 SCHURING Flynt	35.699
4	12 ZENDELI Lirim	35.732
5	32 QUARESMINI Gianmarco	35.786
6	15 FESTANTE Aldo	35.842
7	8 MASTERS Keagan	35.895
8	25 GREGOR Daniel	35.933
9	28 BRASCHI Francesco	35.960
10	21 BERTONELLI Diego	36.014
11	24 FANT Filippo	36.023
12	40 STIAK Janne	36.049
13	3 CERQUI Alberto	36.052
14	22 VAN SOELEN Senna	36.052
15	11 GRAY Oliver	36.056
16	52 DE AMICIS Alberto	36.058
17	14 GIACON Steven	36.104
18	38 IAQUINTA Simone	36.110
19	7 HALL Bayley	36.135
20	54 STEFANELLI Stefano	36.169
21	46 PUJATTI Nicholas	36.257
22	67 DE GIACOMI Alex	36.259
23	33 FELBERMAYR Horst Feli	36.305
24	10 ARMANNI Pietro	36.353
25	44 OLIVIERI Flavio	36.368
26	50 FENICI Francesco Maria	36.405
27	51 GNEMMI Paolo	36.413
28	55 BARBERINI Cosimo	36.426
29	70 GIORGI Gianluca	36.464
30	19 IMPERATO Anthony	36.548
31	56 BRUSA Cesare	36.666
32	60 GALASSI Marco	36.881
33	99 CHIRIGUT Horia-Traian	37.083

SEG. 4

1	26 KLEIN Marvin	26.740
2	1 TEN VOORDE Larry	26.744
3	32 QUARESMINI Gianmarco	26.758
4	21 BERTONELLI Diego	26.776
5	8 MASTERS Keagan	26.785
6	12 ZENDELI Lirim	26.798
7	46 PUJATTI Nicholas	26.829
8	15 FESTANTE Aldo	26.831
9	17 SCHURING Flynt	26.841
10	3 CERQUI Alberto	26.848
11	28 BRASCHI Francesco	26.851
12	51 GNEMMI Paolo	26.857
13	40 STIAK Janne	26.884
14	19 IMPERATO Anthony	26.898
15	11 GRAY Oliver	26.902
16	38 IAQUINTA Simone	26.905
17	22 VAN SOELEN Senna	26.909
18	33 FELBERMAYR Horst Feli	26.913
19	10 ARMANNI Pietro	26.929
20	52 DE AMICIS Alberto	26.957
21	7 HALL Bayley	26.967
22	24 FANT Filippo	26.973
23	70 GIORGI Gianluca	26.976
24	25 GREGOR Daniel	26.986
25	55 BARBERINI Cosimo	26.989
26	54 STEFANELLI Stefano	26.991
27	67 DE GIACOMI Alex	27.004
28	14 GIACON Steven	27.018
29	44 OLIVIERI Flavio	27.018
30	56 BRUSA Cesare	27.061
31	99 CHIRIGUT Horia-Traian	27.096
32	50 FENICI Francesco Maria	27.203
33	60 GALASSI Marco	27.299

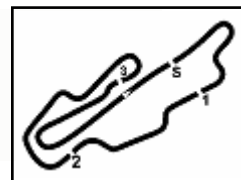


ACI Racing Weekend Mugello, 13-14 Luglio 2024

Porsche Carrera Cup Italia - Analisi Tempi Gara 1

Start at 15:57'18.779

5.5



Aut.Int. Mugello 5.245 m

1 / 6

1 L. TEN VOORDE (1'52.076)

Giro	Seg.1	Seg.2	Seg.3	Seg.4	T. Giro	km/h	Local Time
1		23.072	35.555	26.984	2'00.052		15:59'18.831
2	27.196	22.938	<b>35.450</b>	26.832	1'52.416	257,8	16:01'11.247
3	27.063	<b>22.778</b>	35.473	26.835	1'52.149	257,1	16:03'03.396
4	26.974	22.857	35.501	<b>26.744</b>	<b>1'52.076</b>	259,0	16:04'55.472
5	<b>26.973</b>	22.982	35.758	26.919	1'52.632	259,6	16:06'48.104
6	27.063	23.030	35.858	26.794	1'52.745	259,6	16:08'40.849
7	27.181	23.066	35.943	26.921	1'53.111	258,4	16:10'33.960
8	27.779	22.997	35.908	26.952	1'53.636	257,8	16:12'27.596
9	27.146	23.023	36.093	26.919	1'53.181	258,4	16:14'20.777
10	27.267	22.957	36.011	26.969	1'53.204	256,5	16:16'13.981
11	27.282	22.966	36.111	26.993	1'53.352	257,8	16:18'07.333
12	27.222	23.059	35.989	27.167	1'53.437	257,1	16:20'00.770
13	27.382	23.004	36.848	35.947	2'03.181	252,3	16:22'03.951
14	46.073	33.341	53.596	41.559	2'54.569	143,2	16:24'58.520
15	27.643	23.191	36.187	26.977	1'53.998	259,6	16:26'52.518
16	27.382	23.094	36.196	27.122	1'53.794	<b>260,2</b>	16:28'46.312
17	27.426	23.224	36.201	27.109	1'53.960	258,4	16:30'40.272

Tempo di gara 33'21.493

3 A. CERQUI (1'53.611)

Giro	Seg.1	Seg.2	Seg.3	Seg.4	T. Giro	km/h	Local Time
1		24.176	37.161	27.145	2'05.076		15:59'23.855
2	27.784	23.175	36.344	26.941	1'54.244	262,1	16:01'18.099
3	27.617	23.094	<b>36.052</b>	<b>26.848</b>	<b>1'53.611</b>	259,6	16:03'11.710
4	<b>27.301</b>	23.200	36.172	26.960	1'53.633	261,5	16:05'05.343
5	27.364	23.047	36.381	26.851	1'53.643	262,1	16:06'58.986
6	27.594	<b>23.045</b>	36.450	27.080	1'54.169	260,9	16:08'53.155
7	27.520	23.330	36.165	26.973	1'53.988	261,5	16:10'47.143
8	27.464	23.257	36.313	27.111	1'54.145	260,9	16:12'41.288
9	27.459	23.048	36.668	27.258	1'54.433	259,6	16:14'35.721
10	27.683	23.132	37.250	27.160	1'55.225	258,4	16:16'30.946
11	27.621	23.567	36.245	27.025	1'54.458	259,6	16:18'25.404
12	27.586	23.147	37.040	27.048	1'54.821	258,4	16:20'20.225
13	27.331	23.219	41.145	28.808	2'00.503	258,4	16:22'20.728
14	37.739	33.672	50.991	39.353	2'41.755	233,3	16:25'02.483
15	28.363	23.305	36.356	27.032	1'55.056	260,9	16:26'57.539
16	27.570	23.366	36.424	27.131	1'54.491	<b>264,1</b>	16:28'52.030
17	27.654	23.724	36.560	27.042	1'54.980	262,1	16:30'47.010

Tempo di gara 33'28.231

7 B. HALL (1'53.806)

Giro	Seg.1	Seg.2	Seg.3	Seg.4	T. Giro	km/h	Local Time
1		24.099	37.322	27.402	2'13.000		15:59'31.779
2	27.684	23.900	36.974	27.218	1'55.776	261,5	16:01'27.555
3	27.646	<b>22.947</b>	36.673	27.130	1'54.396	260,9	16:03'21.951
4	27.445	23.298	36.502	<b>26.967</b>	1'54.212	262,1	16:05'16.163
5	27.580	23.809	<b>36.135</b>	27.086	1'54.610	262,1	16:07'10.773
6	27.356	23.142	36.277	27.031	<b>1'53.806</b>	260,9	16:09'04.579
7	27.446	23.204	36.271	27.026	1'53.947	261,5	16:10'58.526
8	27.453	23.377	36.483	27.166	1'54.479	262,1	16:12'53.005
9	27.427	23.123	36.615	27.211	1'54.376	260,2	16:14'47.381
10	27.615	23.364	36.805	27.049	1'54.833	260,2	16:16'42.214
11	27.524	23.118	36.208	27.035	1'53.885	259,6	16:18'36.099
12	27.577	23.098	36.402	27.088	1'54.165	259,6	16:20'30.264
13	27.655	23.633	39.382	30.073	2'00.743	259,0	16:22'31.007
14	32.454	32.527	50.496	39.001	2'34.478	214,7	16:25'05.485
15	27.669	23.338	37.217	27.139	1'55.363	259,6	16:27'00.848
16	27.806	23.563	36.200	27.057	1'54.626	<b>264,7</b>	16:28'55.474
17	<b>27.351</b>	23.190	36.459	27.208	1'54.208	259,6	16:30'49.682

Tempo di gara 33'30.903

8 K. MASTERS (1'52.648)

Giro	Seg.1	Seg.2	Seg.3	Seg.4	T. Giro	km/h	Local Time
1		23.956	36.064	26.985	2'02.458		15:59'21.237

2	27.390	23.214	36.070	26.969	1'53.643	260,2	16:01'14.880
3	27.271	<b>22.797</b>	<b>35.895</b>	26.864	1'52.827	261,5	16:03'07.707
4	<b>26.962</b>	22.909	35.992	<b>26.785</b>	<b>1'52.648</b>	261,5	16:05'00.355
5	27.176	23.181	36.169	26.889	1'53.415	<b>263,4</b>	16:06'53.770
6	27.559	23.534	36.074	26.923	1'54.090	261,5	16:08'47.860
7	27.119	22.998	36.036	26.937	1'53.090	261,5	16:10'40.950
8	26.997	22.959	36.204	26.901	1'53.061	<b>263,4</b>	16:12'34.011
9	27.106	23.062	35.929	26.991	1'53.088	262,8	16:14'27.099
10	27.228	23.098	36.251	27.018	1'53.595	261,5	16:16'20.694
11	27.284	23.142	36.203	26.924	1'53.553	261,5	16:18'14.247
12	27.176	23.148	36.209	27.070	1'53.603	259,6	16:20'07.850
13	27.297	23.082	39.756	29.859	1'59.994	260,2	16:22'07.844
14	46.188	32.336	52.501	41.008	2'52.033	144,8	16:24'59.877
15	27.874	23.335	36.488	27.066	1'54.763	262,1	16:26'54.640
16	27.445	23.284	36.209	27.089	1'54.027	262,1	16:28'48.667
17	27.432	23.128	36.161	27.163	1'53.884	261,5	16:30'42.551

Tempo di gara 33'23.772

10 P. ARMANNI (1'54.116)

Giro	Seg.1	Seg.2	Seg.3	Seg.4	T. Giro	km/h	Local Time
1		24.367	36.825	27.187	2'06.329		15:59'25.108
2	27.589	23.463	36.407	<b>26.929</b>	1'54.388	262,8	16:01'19.496
3	27.357	23.221	36.412	27.126	<b>1'54.116</b>	261,5	16:03'13.612
4	27.401	23.738	36.453	27.284	1'54.876	<b>264,7</b>	16:05'08.488
5	27.394	23.360	<b>36.353</b>	27.024	1'54.131	259,6	16:07'02.619
6	<b>27.252</b>	23.408	36.772	26.985	1'54.417	260,2	16:08'57.036
7	27.400	23.530	36.442	27.123	1'54.495	259,6	16:10'51.531
8	27.442	<b>23.185</b>	36.597	27.205	1'54.429	259,0	16:12'45.960
9	27.611	23.336	36.705	27.172	1'54.824	259,6	16:14'40.784
10	27.855	23.473	36.942	27.316	1'55.586	259,0	16:16'36.370
11	27.931	23.300	36.459	27.312	1'55.002	255,3	16:18'31.372
12	27.912	23.369	36.787	27.281	1'55.349	257,8	16:20'26.721
13					<b>264,7</b>		

Tempo di gara 23'07.942

11 O. GRAY (1'53.275)

Giro	Seg.1	Seg.2	Seg.3	Seg.4	T. Giro	km/h	Local Time
1		24.121	36.820	27.112	2'04.330		15:59'23.109
2	27.313	23.294	36.187	27.003	1'53.797	260,9	16:01'16.906
3	27.315	23.032	<b>36.056</b>	26.907	1'53.310	260,2	16:03'10.216
4	28.069	23.085	36.109	26.925	1'54.188	261,5	16:05'04.404
5	27.205	23.068	36.161	<b>26.902</b>	1'53.336	261,5	16:06'57.740
6	<b>27.198</b>	23.414	37.278	26.993	1'54.883	261,5	16:08'52.623
7	27.439	<b>22.894</b>	36.224	26.965	1'53.522	262,1	16:10'46.145
8	27.289	22.907	36.199	27.010	1'53.405	<b>262,8</b>	16:12'39.550
9	27.208	22.919	36.231	26.917	<b>1'53.275</b>	260,9	16:14'32.825
10	27.366	23.101	36.335	26.912	1'53.714	261,5	16:16'26.539
11	27.463	23.293	36.408	26.925	1'54.089	<b>262,8</b>	16:18'20.628
12	27.418	23.049	36.404	26.941	1'53.812	261,5	16:20'14.440
13	27.325	23.212	41.658	31.372	2'03.567	<b>262,8</b>	16:22'18.007
14	39.343	33.204	51.532	39.343	2'43.422	199,3	16:25'01.429
15	27.955	23.413	37.002	27.081	1'55.451	<b>262,8</b>	16:26'56.880
16	27.562	23.376	36.411	27.161	1'54.510	262,1	16:28'51.390
17	27.779	23.522	36.337	27.224	1'54.862	261,5	16:30'46.252

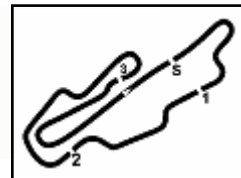
Tempo di gara 33'27.473

12 L. ZENDELI (1'52.672)

Giro	Seg.1	Seg.2	Seg.3	Seg.4	T. Giro	km/h	Local Time
1		23.598	36.124	27.001	2'02.154		15:59'20.933
2	27.477	23.127	35.917	26.990	1'53.511	262,8	16:01'14.444
3	27.128	22.932	<b>35.732</b>	26.880	<b>1'52.672</b>	260,2	16:03'07.116
4	<b>27.101</b>	23.015	35.993	26.908	1'53.017	261,5	16:05'00.133
5	27.172	23.121	36.054	<b>26.798</b>	1'53.145	263,4	16:06'53.278
6	27.758	23.048	35.873	26.854	1'53.533	<b>266,0</b>	16:08'46.811
7	27.131	22.861	36.058	26.882	1'52.932	259,6	16:10'39.743
8	27.140	23.009	35.868	26.990	1'53.007	259,6	16:12'32.750

13/07/2024

P = Box In/Out - C = Tempo Invalidato



Start at 15:57'18.779

9	27.135	<b>22.815</b>	36.453	27.001	1'53.404	260,2	16:14'26.154	14	46.154	33.063	53.438	41.500	2'54.155	152,3	16:24'58.985
10	27.215	22.896	35.997	26.955	1'53.063	259,0	16:16'19.217	15	28.365	23.445	36.409	27.090	1'55.309	260,9	16:26'54.294
11	27.137	23.092	36.145	26.938	1'53.312	259,6	16:18'12.529	16	27.572	22.937	36.235	27.185	1'53.929	<b>262,1</b>	16:28'48.223
12	27.234	22.860	36.059	27.035	1'53.188	259,0	16:20'05.717	17	27.465	22.986	36.303	27.105	1'53.859	260,9	16:30'42.082
13	27.226	22.886	38.931	31.007	2'00.050	260,2	16:22'05.767								
14	46.043	33.505	52.703	41.202	2'53.453	152,3	16:24'59.220								
15	27.747	23.386	36.291	27.027	1'54.451	263,4	16:26'53.671								
16	27.435	23.154	36.221	27.053	1'53.863	262,1	16:28'47.534								
17	27.342	23.097	36.353	27.348	1'54.140	259,6	16:30'41.674								

Tempo di gara 33'23.303

19 A. IMPERATO (1'54.512)

Giro	Seg.1	Seg.2	Seg.3	Seg.4	T. Giro	km/h	Local Time
1		25.214	37.571	27.193	2'10.890		15:59'29.669
2	27.577	23.635	37.011	26.991	1'55.214	261,5	16:01'24.883
3	27.675	23.508	36.985	27.452	1'55.620	262,1	16:03'20.503
4	27.796	23.390	36.769	27.117	1'55.072	260,9	16:05'15.575
5	28.065	24.223	36.652	<b>26.898</b>	1'55.838	<b>262,8</b>	16:07'11.413
6	<b>27.387</b>	23.551	<b>36.548</b>	27.026	<b>1'54.512</b>	260,9	16:09'05.925
7	27.504	23.477	36.955	27.075	1'55.011	260,2	16:11'00.936
8	27.486	23.421	36.787	27.140	1'54.834	260,9	16:12'55.770
9	27.604	23.782	36.968	27.096	1'55.450	260,2	16:14'51.220
10	27.540	<b>23.322</b>	37.047	27.379	1'55.288	259,0	16:16'46.508
11	27.586	23.325	38.277	27.181	1'56.369	260,2	16:18'42.877
12	27.605	23.520	36.974	27.551	1'55.650	260,2	16:20'38.527
13	27.888	26.553	42.944	31.566	2'08.951	262,1	16:22'47.478
14	31.285	25.832	46.428	37.859	2'21.404	210,1	16:25'08.882
15	28.038	23.913	37.414	27.337	1'56.702	261,5	16:27'05.584
16	27.722	23.509	37.299	27.161	1'55.691	261,5	16:29'01.275
17	27.995	23.955	37.361	27.279	1'56.590	260,2	16:30'57.865

Tempo di gara 33'39.086

21 D. BERTONELLI (1'52.855)

Giro	Seg.1	Seg.2	Seg.3	Seg.4	T. Giro	km/h	Local Time
1		24.093	36.292	26.985	2'02.980		15:59'21.759
2	27.104	23.207	36.160	26.872	1'53.343	262,1	16:01'15.102
3	27.269	23.022	36.067	<b>26.776</b>	1'53.134	<b>265,4</b>	16:03'08.236
4	<b>26.945</b>	22.884	36.050	26.976	<b>1'52.855</b>	<b>262,8</b>	16:05'01.091
5	27.176	23.148	36.324	26.882	1'53.530	263,4	16:06'54.621
6	27.230	23.334	36.236	26.869	1'53.669	263,4	16:08'48.290
7	27.074	23.042	<b>36.014</b>	26.863	1'52.993	263,4	16:10'41.283
8	27.418	22.948	36.395	26.949	1'53.710	264,1	16:12'34.993
9	27.265	<b>22.868</b>	36.286	26.964	1'53.383	261,5	16:14'28.376
10	27.273	23.039	36.275	26.960	1'53.547	260,9	16:16'21.923
11	27.176	23.157	36.153	26.917	1'53.403	261,5	16:18'15.326
12	27.261	22.995	36.118	26.983	1'53.357	261,5	16:20'08.683
13	27.163	22.948	40.218	30.036	2'00.365	263,4	16:22'09.048
14	45.714	32.265	52.310	40.925	2'51.214	141,0	16:25'00.262
15	27.741	23.368	36.469	27.105	1'54.683	263,4	16:26'54.945
16	27.446	23.321	36.317	27.152	1'54.236	264,7	16:28'49.181
17	27.277	23.166	36.194	27.080	1'53.717	262,1	16:30'42.898

Tempo di gara 33'24.119

22 S. VAN SOELEN (1'53.488)

Giro	Seg.1	Seg.2	Seg.3	Seg.4	T. Giro	km/h	Local Time
1		24.739	37.425	27.389	2'12.408		15:59'31.187
2	27.946	23.644	<b>36.052</b>	26.931	1'54.573	264,1	16:01'25.760
3	27.619	23.040	36.882	27.098	1'54.639	263,4	16:03'20.399
4	27.247	23.473	36.184	27.016	1'53.920	260,9	16:05'14.319
5	27.236	23.234	36.397	<b>26.909</b>	1'53.776	261,5	16:07'08.095
6	27.291	23.684	36.504	27.027	1'54.506	262,8	16:09'02.601
7	27.700	22.975	36.280	27.302	1'54.257	<b>265,4</b>	16:10'56.858
8	27.560	<b>22.850</b>	36.124	26.954	<b>1'53.488</b>	259,0	16:12'50.346
9	27.340	22.962	36.299	27.033	1'53.634	259,0	16:14'43.980
10	<b>27.194</b>	23.113	36.234	27.061	1'53.602	259,0	16:16'37.582
11	27.195	23.646	36.442	26.964	1'54.247	260,2	16:18'31.829
12	27.822	23.235	36.867	27.069	1'54.993	261,5	16:20'26.822
13	27.375	23.272	38.834	28.308	1'57.789	264,1	16:22'24.611
14	36.300	32.531	51.478	38.576	2'38.885	236,3	16:25'03.496
15	28.122	23.990	36.929	27.215	1'56.256	261,5	16:26'59.752
16	27.503	23.220	36.555	27.135	1'54.413	264,1	16:28'54.165

14 S. GIACON (1'53.494)

Giro	Seg.1	Seg.2	Seg.3	Seg.4	T. Giro	km/h	Local Time
1		24.146	37.410	27.158	2'05.781		15:59'24.560
2	27.410	23.226	36.249	27.050	1'53.935	259,6	16:01'18.495
3	27.414	23.183	36.220	27.047	1'53.864	260,9	16:03'12.359
4	27.307	23.204	36.195	27.024	1'53.730	260,9	16:05'06.089
5	27.166	23.139	36.669	27.110	1'54.084	<b>261,5</b>	16:07'00.173
6	27.178	23.175	36.468	27.087	1'53.908	259,6	16:08'54.081
7	27.306	23.336	37.034	27.091	1'54.767	259,0	16:10'48.848
8	<b>27.144</b>	23.602	<b>36.104</b>	27.035	1'53.885	259,6	16:12'42.733
9	27.187	<b>23.062</b>	36.227	<b>27.018</b>	<b>1'53.494</b>	259,0	16:14'36.227
10	27.479	23.415	36.984	27.192	1'55.070	260,9	16:16'31.297
11	27.374	23.788	36.398	27.069	1'54.629	<b>261,5</b>	16:18'25.926
12	27.404	23.346	36.753	27.282	1'54.785	260,2	16:20'20.711
13	27.655	23.563	41.161	29.736	2'02.115	259,6	16:22'22.826
14	36.329	33.381	51.128	39.142	2'39.980	228,3	16:25'02.806
15	28.682	24.086	36.743	27.211	1'56.722	<b>261,5</b>	16:26'59.528
16	27.429	23.272	36.620	27.118	1'54.439	260,9	16:28'53.967
17	28.071	23.142	36.567	27.142	1'54.922	260,2	16:30'48.889

Tempo di gara 33'30.110 + 5.000Pen

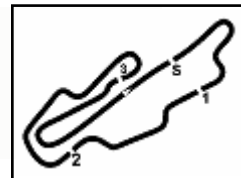
15 A. FESTANTE (1'52.798)

Giro	Seg.1	Seg.2	Seg.3	Seg.4	T. Giro	km/h	Local Time
1		23.467	36.320	27.018	2'01.833		15:59'20.612
2	27.487	23.046	<b>35.842</b>	26.872	1'53.247	259,0	16:01'13.859
3	<b>27.122</b>	22.892	35.953	<b>26.831</b>	<b>1'52.798</b>	259,6	16:03'06.657
4	27.265	<b>22.830</b>	36.215	26.836	1'53.146	259,6	16:04'59.803
5	27.191	23.086	36.162	26.842	1'53.281	260,9	16:06'53.084
6	28.180	23.366	35.914	26.862	1'54.322	<b>261,5</b>	16:08'47.406
7	27.221	22.987	35.994	26.926	1'53.128	260,9	16:10'40.534
8	27.164	22.934	36.080	26.890	1'53.068	260,9	16:12'33.602
9	27.174	22.878	36.044	26.966	1'53.062	<b>261,5</b>	16:14'26.664
10	27.324	23.052	36.243	27.009	1'53.628	<b>261,5</b>	16:16'20.292
11	27.256	22.963	36.056	26.950	1'53.225	260,9	16:18'13.517
12	27.286	23.004	36.145	27.089	1'53.524	260,2	16:20'07.041
13	27.245	23.127	38.174	30.853	1'59.399	260,9	16:22'06.440
14	46.462	32.899	52.484	41.404	2'53.249	157,9	16:24'59.689
15					260,2		

Tempo di gara 27'40.910

17 F. SCHURING (1'52.549)

Giro	Seg.1	Seg.2	Seg.3	Seg.4	T. Giro	km/h	Local Time
1		23.210	35.729	26.899	2'00.575		15:59'19.354
2	27.212	22.895	35.843	<b>26.841</b>	1'52.791	260,2	16:01'12.145
3	27.134	<b>22.742</b>	<b>35.699</b>	26.974	<b>1'52.549</b>	259,6	16:03'04.694
4	<b>27.039</b>	22.966	35.975	26.862	1'52.842	259,6	16:04'57.536
5	27.087	22.864	35.810	26.885	1'52.646	260,2	16:06'50.182
6	27.104	22.847	35.942	26.944	1'52.837	260,2	16:08'43.019
7	27.147	23.055	35.942	26.872	1'53.016	259,6	16:10'36.035
8	27.278	23.131	35.984	26.951	1'53.344	259,0	16:12'29.379
9	27.240	23.036	36.149	26.973	1'53.398	260,2	16:14'22.777
10	27.495	22.960	36.054	27.064	1'53.573	258,4	16:16'16.350
11	27.329	22.943	36.260	26.976	1'53.508	259,0	16:18'09.858
12	27.377	23.030	36.166	27.004	1'53.577	259,0	16:20'03.445
13	27.350	22.938	37.625	33.482	2'01.395	257,8	16:22'04.830



Start at 15:57'18.779

3 / 6

17 28.175 23.229 36.374 27.280 1'55.058 262,8 16:30'49.223  
Tempo di gara 33'30.444

24 F. FANT (1'54.414)							
Giro	Seg.1	Seg.2	Seg.3	Seg.4	T. Giro	km/h	Local Time
1		24.705	36.646	27.415	2'09.043		15:59'27.822
2	27.577	23.502	36.427	27.200	1'54.706	260,9	16:01'22.528
3	27.460	23.408	37.128	27.009	1'55.005	260,2	16:03'17.533
4	29.245	23.579	<b>36.023</b>	26.997	1'55.844	<b>264,1</b>	16:05'13.377
5	27.737	23.448	36.300	<b>26.973</b>	1'54.458	260,9	16:07'07.835
6	<b>27.386</b>	23.609	36.444	27.163	1'54.602	260,9	16:09'02.437
7	28.270	23.685	36.195	26.983	1'55.133	262,8	16:10'57.570
8	27.552	23.984	37.133	27.119	1'55.788	262,1	16:12'53.358
9	27.425	<b>23.375</b>	36.466	27.148	<b>1'54.414</b>	261,5	16:14'47.772
10	27.603	23.451	36.751	27.075	1'54.880	260,9	16:16'42.652
11	27.983	23.989	36.361	26.994	1'55.327	260,9	16:18'37.979
12	27.547	23.532	36.203	27.150	1'54.432	258,4	16:20'32.411
13	27.513	24.601	39.192	28.426	1'59.732	259,0	16:22'32.143
14	32.616	31.821	50.533	38.733	2'33.703	226,9	16:25'05.846
15	27.942	23.724	36.997	27.129	1'55.792	260,2	16:27'01.638
16	27.571	23.865	36.733	27.277	1'55.446	261,5	16:28'57.084
17	27.631	24.160	36.918	27.412	1'56.121	260,2	16:30'53.205

Tempo di gara 33'34.426 + 10.000Pen

25 D. GREGOR (1'53.285)							
Giro	Seg.1	Seg.2	Seg.3	Seg.4	T. Giro	km/h	Local Time
1		23.937	36.952	27.247	2'07.345		15:59'26.124
2	27.536	23.434	36.978	27.058	1'55.006	262,8	16:01'21.130
3	27.872	23.503	36.625	27.032	1'55.032	263,4	16:03'16.162
4	28.295	23.514	36.338	<b>26.986</b>	1'55.133	262,1	16:05'11.295
5	27.230	<b>22.976</b>	36.369	27.057	1'53.632	<b>265,4</b>	16:07'04.927
6	27.547	23.499	36.952	27.116	1'55.114	263,4	16:09'00.041
7	27.219	23.125	<b>35.933</b>	27.042	1'53.319	259,6	16:10'53.360
8	<b>27.193</b>	23.011	36.080	27.001	<b>1'53.285</b>	260,9	16:12'46.645
9	27.459	23.391	36.471	27.012	1'54.333	262,8	16:14'40.978
10	27.381	23.059	36.079	27.061	1'53.580	263,4	16:16'34.558
11	27.206	23.044	36.081	27.080	1'53.411	259,6	16:18'27.969
12	27.197	23.070	35.968	27.331	1'53.566	259,6	16:20'21.535
13	27.251	23.523	41.276	29.941	2'01.991	260,2	16:22'23.526
14	36.532	32.984	50.995	39.054	2'39.565	227,4	16:25'03.091
15	27.837	23.776	36.573	27.075	1'55.261	262,1	16:26'58.352
16	27.490	23.168	36.470	27.056	1'54.184	262,8	16:28'52.536
17	27.432	23.934	36.410	27.049	1'54.825	259,6	16:30'47.361

Tempo di gara 33'28.582

26 M. KLEIN (1'52.105)							
Giro	Seg.1	Seg.2	Seg.3	Seg.4	T. Giro	km/h	Local Time
1		23.014	<b>35.455</b>	26.892	1'59.280		15:59'18.059
2	27.260	22.740	35.639	26.865	1'52.504	<b>259,6</b>	16:01'10.563
3	27.003	<b>22.678</b>	35.739	<b>26.740</b>	1'52.160	<b>259,6</b>	16:03'02.723
4	27.044	22.680	35.609	26.772	<b>1'52.105</b>	258,4	16:04'54.828
5	26.915	22.882	35.735	26.804	1'52.336	259,0	16:06'47.164
6	26.969	22.840	35.648	26.753	1'52.210	259,0	16:08'39.374
7	27.044	22.982	35.731	26.817	1'52.574	257,8	16:10'31.948
8	27.021	22.878	35.762	26.897	1'52.558	257,8	16:12'24.506
9	<b>26.900</b>	22.806	35.800	26.838	1'52.344	258,4	16:14'16.850
10	26.991	22.865	35.763	26.837	1'52.456	257,8	16:16'09.306
11	27.118	22.922	35.922	26.889	1'52.851	258,4	16:18'02.157
12	27.069	22.875	35.872	26.964	1'52.780	257,8	16:19'54.937
13	27.108	22.927	39.284	38.883	2'08.202	258,4	16:22'03.139
14	46.289	33.446	53.658	41.580	2'54.973	146,1	16:24'58.112
15	27.394	23.179	36.045	27.022	1'53.640	256,5	16:26'51.752
16	27.478	22.969	35.866	27.484	1'53.797	<b>259,6</b>	16:28'45.549
17	27.250	23.048	36.055	27.292	1'53.645	257,1	16:30'39.194

Tempo di gara 33'20.415

28 F. BRASCHI (1'53.189)							
Giro	Seg.1	Seg.2	Seg.3	Seg.4	T. Giro	km/h	Local Time
1		24.119	36.649	26.933	2'03.772		15:59'22.551
2	27.235	23.305	35.969	26.895	1'53.404	262,8	16:01'15.955
3	27.299	23.014	36.227	26.886	1'53.426	262,1	16:03'09.381
4	<b>27.222</b>	23.120	36.184	26.922	1'53.448	262,1	16:05'02.829
5	27.227	23.202	36.292	<b>26.851</b>	1'53.572	262,1	16:06'56.401
6	28.093	23.664	36.468	26.919	1'55.144	<b>266,7</b>	16:08'51.545
7	27.335	23.055	36.347	26.985	1'53.722	262,8	16:10'45.267
8	27.267	<b>22.913</b>	<b>35.960</b>	27.049	<b>1'53.189</b>	260,9	16:12'38.456
9	27.465	22.938	36.361	27.028	1'53.792	262,8	16:14'32.248
10	27.301	23.228	36.274	27.041	1'53.844	262,8	16:16'26.092
11	27.549	23.155	36.339	27.048	1'54.091	266,0	16:18'20.183
12	27.376	23.049	36.423	26.975	1'53.823	262,1	16:20'14.006
13	27.335	23.110	40.140	32.433	2'03.018	260,2	16:22'17.024
14	39.452	33.115	52.074	39.492	2'44.133	214,7	16:25'01.157
15	27.840	23.444	36.693	27.102	1'55.079	262,8	16:26'56.236
16	27.562	23.280	36.429	27.101	1'54.372	264,7	16:28'50.608
17	27.403	23.201	36.507	27.047	1'54.158	262,8	16:30'44.766

Tempo di gara 33'25.987 + 5.000Pen

32 G. QUARESMINI (1'52.675)							
Giro	Seg.1	Seg.2	Seg.3	Seg.4	T. Giro	km/h	Local Time
1		24.216	37.226	27.066	2'05.265		15:59'24.044
2	27.226	23.067	36.257	26.904	1'53.454	264,7	16:01'17.498
3	27.021	23.037	36.011	26.853	1'52.922	264,7	16:03'10.420
4	27.506	<b>22.884</b>	<b>35.786</b>	26.774	1'52.950	<b>265,4</b>	16:05'03.370
5	<b>26.998</b>	23.257	36.281	26.800	1'53.336	261,5	16:06'56.706
6	27.804	23.509	36.067	26.996	1'54.376	264,7	16:08'51.082
7	27.044	22.925	35.948	<b>26.758</b>	<b>1'52.675</b>	260,9	16:10'43.757
8	27.145	22.961	36.201	27.104	1'53.411	262,1	16:12'37.168
9	27.434	23.063	36.217	26.896	1'53.610	260,9	16:14'30.778
10	27.128	23.078	36.102	26.883	1'53.191	259,6	16:16'23.969
11	27.155	23.068	36.146	27.036	1'53.405	260,2	16:18'17.374
12	27.268	23.007	36.261	26.953	1'53.489	259,0	16:20'10.863
13	27.414	23.074	39.241	30.743	2'00.472	260,2	16:22'11.335
14	44.221	32.334	51.860	40.723	2'49.138	150,0	16:25'00.473
15	27.865	23.451	36.716	27.121	1'55.153	262,1	16:26'55.626
16	27.280	23.264	36.513	27.080	1'54.137	262,1	16:28'49.763
17	27.514	23.132	36.382	26.974	1'54.002	261,5	16:30'43.765

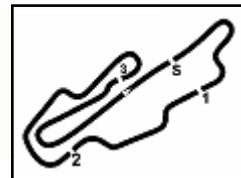
Tempo di gara 33'24.986

33 H. FELBERMAYR (1'54.157)							
Giro	Seg.1	Seg.2	Seg.3	Seg.4	T. Giro	km/h	Local Time
1		24.363	37.023	27.051	2'06.516		15:59'25.295
2	27.748	23.642	36.899	27.084	1'55.373	<b>264,7</b>	16:01'20.668
3	28.063	23.636	37.274	26.993	1'55.966	260,9	16:03'16.634
4	27.702	23.323	36.320	27.117	1'54.462	262,8	16:05'11.096
5	27.685	23.341	36.420	27.272	1'54.718	262,1	16:07'05.814
6	27.851	23.655	36.430	<b>26.913</b>	1'54.849	262,1	16:09'00.663
7	27.693	23.174	47.236	2'42.809	4'20.912P	262,1	16:13'21.575
8	34.992	23.718	36.569	27.172	2'02.451P	170,3	16:15'24.026
9	27.546	23.336	<b>36.305</b>	27.064	1'54.251	258,4	16:17'18.277
10	27.521	<b>23.168</b>	36.554	26.994	1'54.237	258,4	16:19'12.514
11	<b>27.476</b>	23.391	36.330	26.960	<b>1'54.157</b>	258,4	16:21'06.671
12	28.604	23.691	37.527	28.600	1'58.422	249,4	16:23'05.093
13	30.328	24.741	38.217	35.682	2'08.968	225,9	16:25'14.061
14	27.984	23.406	36.903	28.015	1'56.308	258,4	16:27'10.369
15	27.674	23.292	37.268	27.397	1'55.631	260,9	16:29'06.000
16	27.712	23.254	36.453	27.302	1'54.721	259,6	16:31'00.721

Tempo di gara 33'41.942 + 10.000Pen

38 S. IAQUINTA (1'53.332)							
Giro	Seg.1	Seg.2	Seg.3	Seg.4	T. Giro	km/h	Local Time
1		24.052	36.430	27.028	2'03.407		15:59'22.186
2	27.331	23.037	36.134	26.939	1'53.441	262,8	16:01'15.627





Start at 15:57'18.779

4 / 6

3	27.201	23.057	36.169	<b>26.905</b>	<b>1'53.332</b>	262,1	16:03'08.959
4	27.319	23.164	36.129	26.932	1'53.544	262,1	16:05'02.503
5	27.328	23.218	36.292	26.922	1'53.760	260,2	16:06'56.263
6	27.527	23.127	36.256	26.924	1'53.834	<b>264,1</b>	16:08'50.097
7	<b>27.187</b>	23.038	36.497	27.078	1'53.800	260,2	16:10'43.897
8	27.407	23.156	36.215	27.079	1'53.857	<b>264,1</b>	16:12'37.754
9	27.243	<b>23.029</b>	36.516	27.101	1'53.889	262,8	16:14'31.643
10	27.627	23.185	36.390	27.084	1'54.286	260,9	16:16'25.929
11	27.485	23.081	36.260	27.037	1'53.863	262,8	16:18'19.792
12	27.381	23.075	<b>36.110</b>	27.053	1'53.619	259,6	16:20'13.411
13	<b>27.187</b>	23.104	40.434	32.260	2'02.985	260,2	16:22'16.396
14	39.756	33.022	52.056	39.763	2'44.597	213,4	16:25'00.993
15	27.622	23.454	36.691	27.321	1'55.088	262,1	16:26'56.081
16	27.530	23.165	36.348	27.072	1'54.115	<b>264,1</b>	16:28'50.196
17	27.497	23.170	36.464	27.057	1'54.188	262,8	16:30'44.384

Tempo di gara 33'25.605

Tempo di gara 33'36.074

50 F. FENICI (1'54.363)							
Giro	Seg.1	Seg.2	Seg.3	Seg.4	T. Giro	km/h	Local Time
1		25.446	36.784	27.532	2'10.241		15:59'29.020
2	27.752	23.795	36.547	27.319	1'55.413	258,4	16:01'24.433
3	27.724	<b>23.216</b>	<b>36.405</b>	27.291	1'54.636	257,1	16:03'19.069
4	28.099	23.690	36.982	27.328	1'56.099	259,0	16:05'15.168
5	27.466	23.247	36.406	27.244	<b>1'54.363</b>	259,0	16:07'09.531
6	<b>27.463</b>	23.344	36.575	<b>27.203</b>	1'54.585	257,8	16:09'04.116
7	27.767	24.135	36.443	27.307	1'55.652	257,8	16:10'59.768
8	27.790	23.422	36.565	27.252	1'55.029	259,0	16:12'54.797
9	27.728	23.450	36.686	27.352	1'55.216	259,0	16:14'50.013
10	28.056	23.308	36.612	27.219	1'55.195	255,9	16:16'45.208
11	27.916	23.285	36.463	27.228	1'54.892	256,5	16:18'40.100
12	27.656	23.463	36.804	27.460	1'55.383	257,8	16:20'35.483
13	27.684	26.459	43.375	28.838	2'06.356	257,8	16:22'41.839
14	28.978	27.141	50.724	38.422	2'25.265	250,6	16:25'07.104
15	28.059	23.730	36.888	27.578	1'56.255	257,8	16:27'03.359
16	27.825	23.693	36.862	27.520	1'55.900	<b>260,2</b>	16:28'59.259
17	28.794	23.585	36.785	27.736	1'56.900	257,8	16:30'56.159

Tempo di gara 33'37.380

51 P. GNEMMI (1'54.440)							
Giro	Seg.1	Seg.2	Seg.3	Seg.4	T. Giro	km/h	Local Time
1		24.935	37.669	27.317	2'11.334		15:59'30.113
2	27.509	23.683	37.037	27.123	1'55.352	260,2	16:01'25.465
3	28.421	<b>23.346</b>	36.748	<b>26.857</b>	1'55.372	259,6	16:03'20.837
4	27.767	23.664	37.199	27.133	1'55.763	<b>262,8</b>	16:05'16.600
5	27.628	23.985	36.862	26.982	1'55.457	261,5	16:07'12.057
6	27.467	23.347	36.617	27.017	1'54.448	260,2	16:09'06.505
7	27.481	23.506	36.816	27.247	1'55.050	260,9	16:11'01.555
8	27.565	23.719	36.492	27.315	1'55.091	260,2	16:12'56.646
9	<b>27.403</b>	23.631	36.902	27.146	1'55.082	260,2	16:14'51.728
10	27.448	23.518	36.863	27.171	1'55.000	259,0	16:16'46.728
11	27.688	23.666	37.071	27.174	1'55.599	261,5	16:18'42.327
12	27.408	23.489	<b>36.413</b>	27.130	<b>1'54.440</b>	257,1	16:20'36.767
13	27.657	25.896	43.542	28.467	2'05.562	259,6	16:22'42.329
14	29.432	26.822	50.641	38.264	2'25.159	248,3	16:25'07.488
15	28.071	23.790	36.817	27.577	1'56.255	261,5	16:27'03.743
16	27.807	23.723	37.057	27.375	1'55.962	262,1	16:28'59.705
17	28.795	23.698	37.144	27.432	1'57.069	260,9	16:30'56.774

Tempo di gara 33'37.995

52 A. DE AMICIS (1'53.873)							
Giro	Seg.1	Seg.2	Seg.3	Seg.4	T. Giro	km/h	Local Time
1		24.105	36.744	27.192	2'06.889		15:59'25.668
2	27.684	23.513	37.021	27.053	1'55.271	262,1	16:01'20.939
3	27.568	<b>23.117</b>	<b>36.058</b>	27.130	<b>1'53.873</b>	<b>263,4</b>	16:03'14.812
4	27.312	23.639	36.264	<b>26.957</b>	1'54.172	259,6	16:05'08.984
5	27.295	23.393	36.430	26.986	1'54.104	261,5	16:07'03.088
6	<b>27.217</b>	23.332	36.687	27.044	1'54.280	262,1	16:08'57.368
7	27.569	23.366	36.673	27.034	1'54.642	262,8	16:10'52.010
8	27.411	23.322	36.436	27.102	1'54.271	260,2	16:12'46.281
9	27.804	24.088	36.611	27.160	1'55.663	260,9	16:14'41.944
10	27.272	23.363	36.798	27.323	1'54.756	259,6	16:16'36.700
11	27.859	23.536	36.480	27.014	1'54.889	261,5	16:18'31.589
12	28.024	23.886	36.657	27.174	1'55.741	260,2	16:20'27.330
13	27.492	23.909	38.395	27.823	1'57.619	261,5	16:22'24.949
14	36.649	32.336	51.477	38.584	2'39.046	228,3	16:25'03.995
15	27.818	24.326	37.227	27.231	1'56.602	262,1	16:27'00.597
16	27.996	24.064	36.677	27.252	1'55.989	262,1	16:28'56.586
17	27.738	24.290	36.868	27.379	1'56.275	259,0	16:30'52.861

Tempo di gara 33'34.082

40 J. STIAK (1'53.214)							
Giro	Seg.1	Seg.2	Seg.3	Seg.4	T. Giro	km/h	Local Time
1		24.018	37.063	27.183	2'04.817		15:59'23.596
2	27.128	23.286	36.391	<b>26.884</b>	1'53.689	261,5	16:01'17.285
3	27.629	23.122	36.122	26.970	1'53.843	261,5	16:03'11.128
4	27.410	23.180	36.207	26.933	1'53.730	260,9	16:05'04.858
5	27.122	23.151	36.103	26.900	1'53.276	262,8	16:06'58.134
6	27.147	23.303	37.273	26.951	1'54.674	264,1	16:08'52.808
7	27.452	23.156	<b>36.049</b>	26.895	1'53.552	264,7	16:10'46.360
8	27.372	23.199	36.093	27.051	1'53.715	<b>265,4</b>	16:12'40.075
9	<b>27.084</b>	<b>22.966</b>	36.176	26.988	<b>1'53.214</b>	262,1	16:14'33.289
10	27.281	23.140	36.371	26.989	1'53.781	262,1	16:16'27.070
11	27.158	23.403	36.451	26.912	1'53.924	262,1	16:18'20.994
12	27.354	23.156	36.285	26.960	1'53.755	260,9	16:20'14.749
13	27.201	23.365	41.819	31.291	2'03.676	262,8	16:22'18.425
14	39.360	33.432	51.460	39.411	2'43.663	201,9	16:25'02.088
15	27.673	23.424	36.843	27.233	1'55.173	259,6	16:26'57.261
16	27.471	23.430	36.389	27.035	1'54.325	262,1	16:28'51.586
17	27.832	23.569	36.446	27.000	1'54.847	264,1	16:30'46.433

Tempo di gara 33'27.654

44 F. OLIVIERI (1'54.156)							
Giro	Seg.1	Seg.2	Seg.3	Seg.4	T. Giro	km/h	Local Time
1		24.001	37.079	27.290	2'06.209		15:59'24.988
2	27.423	<b>23.228</b>	36.487	<b>27.018</b>	<b>1'54.156</b>	<b>263,4</b>	16:01'19.144
3	<b>27.256</b>	23.329	36.632	27.065	1'54.282	260,9	16:03'13.426
4	27.343	26.167	36.449	27.067	1'57.026	261,5	16:05'10.452
5	27.316	23.342	<b>36.368</b>	27.194	1'54.220	260,9	16:07'04.672
6	27.402	23.745	36.967			260,2	

Tempo di gara 9'45.893

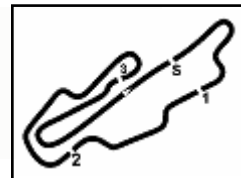
46 N. PUJATTI (1'53.754)							
Giro	Seg.1	Seg.2	Seg.3	Seg.4	T. Giro	km/h	Local Time
1		24.058	36.698	27.123	2'07.807		15:59'26.586
2	27.995	<b>23.110</b>	36.695	27.012	1'54.812	262,1	16:01'21.398
3	27.949	23.334	37.360	27.244	1'55.887	262,1	16:03'17.285
4	36.873	23.593	37.416	26.965	2'04.847	260,2	16:05'22.132
5	27.518	23.150	<b>36.257</b>	<b>26.829</b>	<b>1'53.754</b>	259,0	16:07'15.886
6	27.843	23.180	36.448	26.921	1'54.392	261,5	16:09'10.278
7	27.622	23.197	36.265	26.982	1'54.066	260,2	16:11'04.344
8	27.712	23.243	36.472	27.305	1'54.732	260,9	16:12'59.076
9	27.599	23.909	36.821	27.056	1'55.385	262,1	16:14'54.461
10	<b>27.322</b>	23.170	36.905	27.048	1'54.445	259,6	16:16'48.906
11	27.548	23.359	36.787	26.887	1'54.581	261,5	16:18'43.487
12	27.422	23.575	36.634	27.021	1'54.652	260,2	16:20'38.139
13	27.756	25.758	42.939	28.753	2'05.206	260,2	16:22'43.345
14	29.180	26.935	50.670	38.237	2'25.022	251,7	16:25'08.367
15	27.688	23.745	36.825	27.455	1'55.713	259,0	16:27'04.080
16	27.790	23.653	37.002	27.389	1'55.834	264,1	16:28'59.914





Start at 15:57'18.779

5.5



Aut.Int. Mugello 5.245 m

5 / 6

54 S. STEFANELLI (1'54.082)							
Giro	Seg.1	Seg.2	Seg.3	Seg.4	T. Giro	km/h	Local Time
1		24.558	36.532	27.237	2'08.280		
2	27.802	23.380	36.529	27.060	1'54.771	260,2	16:01'21.830
3	27.776	23.437	37.274	27.512	1'55.999	259,6	16:03'17.829
4	27.597	23.345	<b>36.169</b>	27.031	1'54.142	<b>263,4</b>	16:05'11.971
5	<b>27.317</b>	23.332	36.442	<b>26.991</b>	1'54.082	260,9	16:07'06.053
6	27.769	23.821	36.572	27.212	1'55.374	<b>263,4</b>	16:09'01.427
7	27.712	23.564	36.698	27.419	1'55.393	<b>263,4</b>	16:10'56.820
8	28.079	23.425	36.603	27.047	1'55.154	254,7	16:12'51.974
9	27.665	<b>23.223</b>	36.773	27.112	1'54.773	260,9	16:14'46.747
10	27.801	23.722	38.156	27.203	1'56.882	259,0	16:16'43.629
11	27.679	23.797	36.795	27.474	1'55.745	259,0	16:18'39.374
12	27.788	23.599	36.678	27.315	1'55.380	257,8	16:20'34.754
13	28.068	26.417	43.401	28.862	2'06.748	258,4	16:22'41.502
14	28.816	27.316	50.649	38.396	2'25.177	251,7	16:25'06.679
15	27.790	23.610	36.968	27.854	1'56.222	260,2	16:27'02.901
16	27.862	23.579	36.924	27.360	1'55.725	262,1	16:28'58.626
17	27.682	23.475	37.409	27.534	1'56.100	260,2	16:30'54.726

Tempo di gara 33'35.947

55 C. BARBERINI (1'54.437)							
Giro	Seg.1	Seg.2	Seg.3	Seg.4	T. Giro	km/h	Local Time
1		25.141	38.123	27.801	2'13.193		15:59'31.972
2	27.995	24.080	37.163	27.534	1'56.772	262,1	16:01'28.744
3	27.774	23.794	36.676	27.049	1'55.293	260,9	16:03'24.037
4	27.733	23.819	36.613	<b>26.989</b>	1'55.154	<b>264,1</b>	16:05'19.191
5	<b>27.464</b>	23.743	36.762	27.085	1'55.054	261,5	16:07'14.245
6	27.580	23.422	<b>36.426</b>	27.009	<b>1'54.437</b>	259,6	16:09'08.682
7	27.748	<b>23.409</b>	36.800	27.022	1'54.979	259,6	16:11'03.661
8	27.635	23.465	36.757	27.167	1'55.024	260,2	16:12'58.685
9	27.851	23.674	37.557	27.257	1'56.339	260,2	16:14'55.024
10	27.782	23.538	37.011	27.206	1'55.537	259,6	16:16'50.561
11	27.742	23.698	37.150	27.068	1'55.658	259,0	16:18'46.219
12	27.725	23.652	36.829	27.186	1'55.392	258,4	16:20'41.611
13	28.393	29.053	42.926	31.572	2'11.944	259,0	16:22'53.555
14	30.783	25.529	43.367	37.059	2'16.738	216,0	16:25'10.293
15	28.175	23.828	37.138	27.124	1'56.265	259,6	16:27'06.558
16	28.126	23.628	36.885	27.616	1'56.255	262,8	16:29'02.813
17	27.908	23.692	37.533	27.238	1'56.371	260,9	16:30'59.184

Tempo di gara 33'40.405

56 C. BRUSA (1'54.989)							
Giro	Seg.1	Seg.2	Seg.3	Seg.4	T. Giro	km/h	Local Time
1		24.978	37.575	27.708	2'12.021		15:59'30.800
2	28.629	24.237	37.304	27.356	1'57.526	<b>262,8</b>	16:01'28.326
3	27.887	23.547	36.875	27.148	1'55.457	260,9	16:03'23.783
4	27.725	23.537	<b>36.666</b>	<b>27.061</b>	<b>1'54.989</b>	262,1	16:05'18.772
5	<b>27.470</b>	23.591	38.144	27.408	1'56.613	261,5	16:07'15.385
6	28.569	23.713	37.044	27.195	1'56.521	259,6	16:09'11.906
7	27.688	23.535	36.848	27.471	1'55.542	260,9	16:11'07.448
8	27.743	23.538	36.668	27.383	1'55.332	259,6	16:13'02.780
9	27.766	23.457	36.931	27.353	1'55.507	258,4	16:14'58.287
10	27.650	23.611	36.871	27.568	1'55.700	259,0	16:16'53.987
11	27.607	23.662	37.011	27.496	1'55.776	258,4	16:18'49.763
12	27.567	23.610	37.410	27.410	1'55.997	258,4	16:20'45.760
13	27.968	28.682	42.722	30.745	2'10.117	259,6	16:22'55.877
14	30.314	25.016	42.668	37.223	2'15.221	222,7	16:25'11.098
15	27.870	23.686	37.290	27.440	1'56.286	260,2	16:27'07.384
16	27.795	23.557	38.043	27.396	1'56.791	261,5	16:29'04.175
17	27.848	<b>23.211</b>	37.078	27.425	1'55.562	259,0	16:30'59.737

Tempo di gara 33'40.958

60 M. GALASSI (1'56.160)							
Giro	Seg.1	Seg.2	Seg.3	Seg.4	T. Giro	km/h	Local Time
1		25.182	38.376	27.942	2'13.960		15:59'32.739

2	27.966	24.063	37.045	27.360	1'56.434	259,0	16:01'29.173
3	28.055	23.891	<b>36.881</b>	27.333	<b>1'56.160</b>	<b>260,2</b>	16:03'25.333
4	28.203	23.947	37.988	28.254	1'58.392	259,6	16:05'23.725
5	27.974	24.114	37.277	<b>27.299</b>	1'56.664	<b>260,2</b>	16:07'20.389
6	27.921	24.145	37.178	27.497	1'56.741	257,8	16:09'17.130
7	27.951	24.030	37.073	27.727	1'56.781	256,5	16:11'13.911
8	27.888	23.886	37.617	27.544	1'56.935	258,4	16:13'10.846
9	28.160	24.339	37.644	27.695	1'57.838	257,1	16:15'08.684
10	28.033	<b>23.850</b>	37.307	27.498	1'56.688	255,3	16:17'05.372
11	28.119	24.004	37.296	27.512	1'56.931	256,5	16:19'02.303
12	<b>27.852</b>	24.135	37.366	27.464	1'56.817	255,9	16:20'59.120
13	28.615	27.139	39.338	29.784	2'04.876	256,5	16:23'03.996
14	30.294	24.950	38.416	36.423	2'10.083	221,8	16:25'14.079
15	28.921	24.254	37.714	27.922	1'58.811	244,3	16:27'12.890
16	28.475	24.225	38.066	28.051	1'58.817	257,1	16:29'11.707
17	29.564	25.487	39.406	30.143	2'04.600	238,4	16:31'16.307

Tempo di gara 33'57.528

67 A. DE GIACOMI (1'54.134)							
Giro	Seg.1	Seg.2	Seg.3	Seg.4	T. Giro	km/h	Local Time
1		24.905	36.783	27.114	2'09.437		15:59'28.216
2	27.561	23.591	36.428	27.279	1'54.859	262,8	16:01'23.075
3	27.686	23.354	36.737	27.124	1'54.901	260,9	16:03'17.976
4	27.683	23.438	<b>36.259</b>	<b>27.004</b>	1'54.384	<b>264,7</b>	16:05'12.360
5	27.298	23.351	36.424	27.061	<b>1'54.134</b>	262,8	16:07'06.494
6	27.507	23.913	36.586	27.043	1'55.049	262,1	16:09'01.543
7	27.422	23.269	36.792	27.111	1'54.594	<b>264,7</b>	16:10'56.137
8	27.634	23.451	37.066	27.179	1'55.330	259,0	16:12'51.467
9	<b>27.206</b>	<b>23.203</b>	36.926	27.078	1'54.413	260,2	16:14'45.880
10	27.398	23.339	36.596	27.050	1'54.383	259,0	16:16'40.263
11	27.459	23.328	36.501	27.174	1'54.462	259,6	16:18'34.725
12	27.461	23.246	36.366	27.540	1'54.613	258,4	16:20'29.338
13	27.741	23.868	39.485	28.271	1'59.365	259,6	16:22'28.703
14	33.479	32.969	50.853	38.622	2'35.923	252,9	16:25'04.626
15	27.607	24.186	38.386	27.764	1'57.943	260,2	16:27'02.569
16	27.621	23.689	36.777	27.659	1'55.746	260,9	16:28'58.315
17	27.551	23.692	37.288	27.457	1'55.988	260,2	16:30'54.303

Tempo di gara 33'35.524

70 G. GIORGI (1'54.282)							
Giro	Seg.1	Seg.2	Seg.3	Seg.4	T. Giro	km/h	Local Time
1		24.956	37.675	27.512	2'12.142		15:59'30.921
2	28.115	24.181	36.903	27.556	1'56.755	<b>263,4</b>	16:01'27.676
3	27.956	23.457	36.764	27.197	1'55.374	262,1	16:03'23.050
4	<b>27.476</b>	23.291	<b>36.464</b>	27.051	<b>1'54.282</b>	262,1	16:05'17.332
5	27.510	23.784	37.001	<b>26.976</b>	1'55.271	262,8	16:07'12.603
6	27.669	23.415	36.580	27.182	1'54.846	<b>263,4</b>	16:09'07.449
7	27.516	<b>23.286</b>	36.722	27.166	1'54.690	261,5	16:11'02.139
8	27.617	23.448	36.983	27.371	1'55.419	<b>263,4</b>	16:12'57.558
9	28.528	23.301	36.808	27.155	1'55.792	261,5	16:14'53.350
10	27.485	23.609	36.778	27.183	1'55.055	260,2	16:16'48.405
11	27.638	23.416	37.724	27.441	1'56.219	260,2	16:18'44.624
12	27.534	23.552	36.737	27.105	1'54.928	260,2	16:20'39.552
13	27.586	27.804	42.020	31.075	2'08.485	261,5	16:22'48.037
14	31.444	25.963	46.734	37.301	2'21.442	217,7	16:25'09.479
15	28.025	23.956	37.400	27.289	1'56.670	262,8	16:27'06.149
16	27.788	23.653	37.158	27.393	1'55.992	262,8	16:29'02.141
17	27.671	23.727	37.495	27.436	1'56.329	260,2	16:30'58.470

Tempo di gara 33'39.691

99 H. CHIRIGUT (1'56.086)							
Giro	Seg.1	Seg.2	Seg.3	Seg.4	T. Giro	km/h	Local Time
1		25.634	39.094	27.585	2'14.984		15:59'33.763
2	28.094	23.887	37.324	27.097	1'56.402	259,6	16:01'30.165
3	28.043	23.868	37.267	27.310	1'56.488	<b>260,2</b>	16:03'26.653
4	28.004	23.934	37.189	27.510	1'56.637	259,6	16:05'23.290

13/07/2024

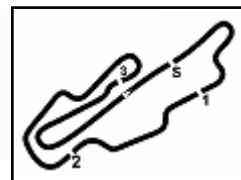
P = Box In/Out - C = Tempo Invalidato



**PORSCHE**

**CARRERA CUP  
ITALIA**

**5.5**



Aut. Int. Mugello 5.245 m

6 / 6

## ACI Racing Weekend Mugello, 13-14 Luglio 2024

### Porsche Carrera Cup Italia - Analisi Tempi Gara 1

Start at 15:57'18.779

5	27.925	<b>23.799</b>	37.266	<b>27.096</b>	<b>1'56.086</b>	259,6	16:07'19.376
6	27.808	24.281	37.363	27.254	1'56.706	258,4	16:09'16.082
7	<b>27.738</b>	24.036	37.347	27.485	1'56.606	257,8	16:11'12.688
8	28.124	23.951	37.124	27.331	1'56.530	258,4	16:13'09.218
9	27.896	23.886	<b>37.083</b>	27.296	1'56.161	258,4	16:15'05.379
10	28.417	24.066	37.384	27.509	1'57.376	257,1	16:17'02.755
11	28.158	23.868	37.206	27.637	1'56.869	257,1	16:18'59.624
12	28.146	23.931	37.712	27.482	1'57.271	256,5	16:20'56.895
13	29.351	27.236	38.765	30.134	2'05.486	257,1	16:23'02.381
14	29.427	24.709	38.471	36.598	2'09.205	238,9	16:25'11.586
15	28.363	24.456	37.754			259,6	

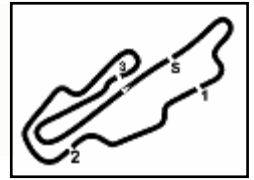
Tempo di gara 27'52.807

13/07/2024

P = Box In/Out - C = Tempo Invalidato

Powered by FICr PERUGIA TIMING





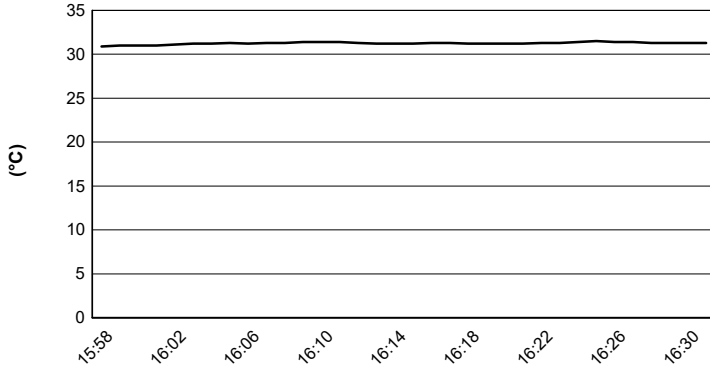
Aut.Int. Mugello 5.245 m

ACI Racing Weekend Mugello, 13-14 Luglio 2024

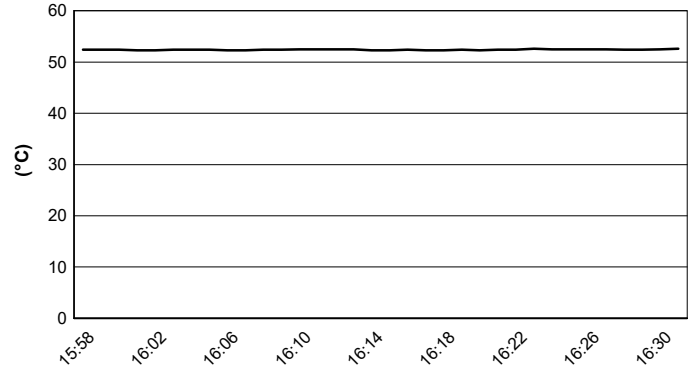
Porsche Carrera Cup Italia - Meteo Gara 1

Session started 15:58 - Session ended 16:31

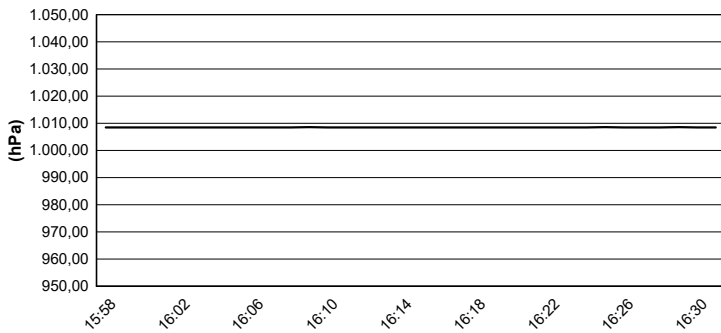
Air Temperature



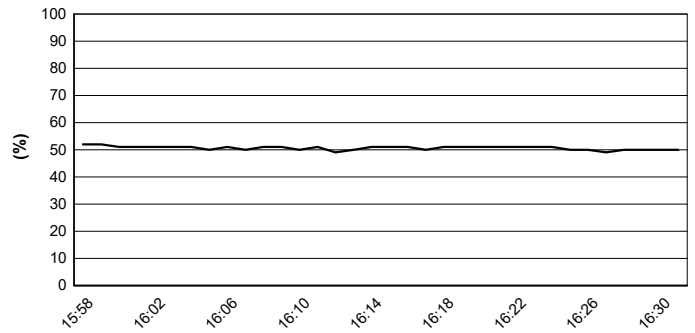
Track Temperature



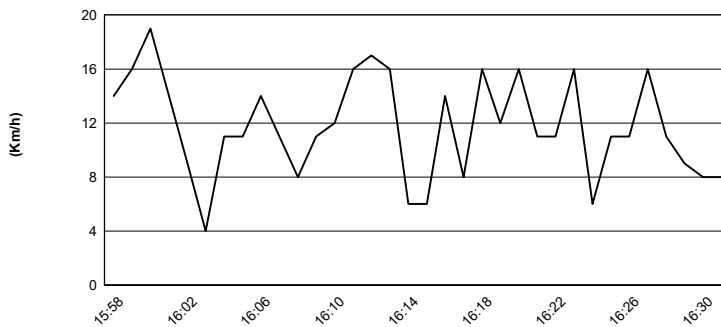
Air Pressure



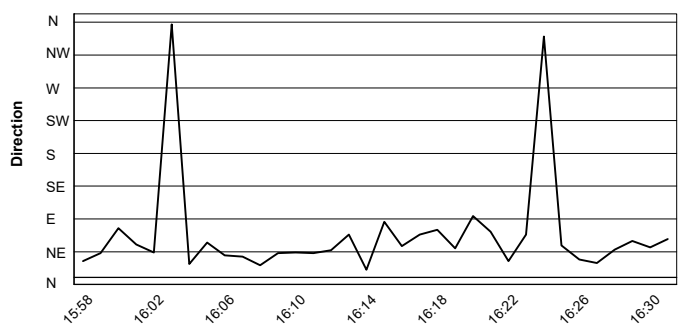
Humidity



Wind Speed

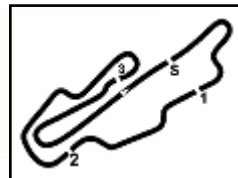


Wind Direction



13/07/2024





Aut.Int. Mugello 5.245 m

**ACI Racing Weekend Mugello, 13-14 Luglio 2024**  
**Porsche Carrera Cup Italia - Griglia Gara 1 (Durata: 30' +1 Giro)**

17	99	<b>CHIRIGUT H.</b> Scuderia Villorba Corse	Porsche <b>1'53.980</b>	60	<b>GALASSI M.</b> Team Malucelli	Porsche <b>1'53.649</b>
16	19	<b>IMPERATO A.</b> Ombra Racing	Porsche <b>1'52.804</b>	70	<b>GIORGI G.</b> BeDriver	Porsche <b>1'52.386</b>
15	56	<b>BRUSA C.</b> Prima Ghinzani Motorsport	Porsche <b>1'52.044</b>	50	<b>FENICI F.</b> Raptor Engineering	Porsche <b>1'51.898</b>
14	55	<b>BARBERINI C.</b> Prima Ghinzani Motorsport	Porsche <b>1'51.890</b>	67	<b>DE GIACOMI A.</b> Tsunami RT	Porsche <b>1'51.881</b>
13	51	<b>GNEMMI P.</b> Ebimotors	Porsche <b>1'51.811</b>	54	<b>STEFANELLI S.</b> Team Malucelli	Porsche <b>1'51.701</b>
12	24	<b>FANT F.</b> Team Malucelli	Porsche <b>1'51.637</b>	52	<b>DE AMICIS A.</b> Ebimotors	Porsche <b>1'51.533</b>
11	44	<b>OLIVIERI F.</b> Raptor Engineering	Porsche <b>1'51.299</b>	33	<b>FELBERMAYR H.</b> The Driving Experiences	Porsche <b>1'51.281</b>
10	46	<b>PUJATTI N.</b> Scuderia Villorba Corse	Porsche <b>1'50.935</b>	25	<b>GREGOR D.</b> The Driving Experiences	Porsche <b>1'50.897</b>
9	7	<b>HALL B.</b> BeDriver	Porsche <b>1'50.863</b>	10	<b>ARMANNI P.</b> Prima Ghinzani Motorsport	Porsche <b>1'50.855</b>
8	22	<b>VAN SOELEN S.</b> Target Competition	Porsche <b>1'50.844</b>	32	<b>QUARESMINI G.</b> Tsunami RT	Porsche <b>1'50.828</b>
7	14	<b>GIACON S.</b> Scuderia Villorba Corse	Porsche <b>1'50.810</b>	40	<b>STIAK J.</b> Target Competition	Porsche <b>1'50.702</b>
6	3	<b>CERQUI A.</b> BeDriver	Porsche <b>1'50.672</b>	11	<b>GRAY O.</b> Ombra Racing	Porsche <b>1'50.629</b>
5	28	<b>BRASCHI F.</b> Dinamic Motorsport	Porsche <b>1'50.589</b>	38	<b>IAQUINTA S.</b> Prima Ghinzani Motorsport	Porsche <b>1'50.522</b>
4	8	<b>MASTERS K.</b> Team Q8 Hi-Perform	Porsche <b>1'50.479</b>	21	<b>BERTONELLI D.</b> The Driving Experiences	Porsche <b>1'50.356</b>
3	12	<b>ZENDELI L.</b> Ombra Racing	Porsche <b>1'50.318</b>	17	<b>SCHURING F.</b> Enrico Fulgenzi Racing	Porsche <b>1'50.309</b>
2	15	<b>FESTANTE A.</b> Dinamic Motorsport	Porsche <b>1'50.267</b>	1	<b>TEN VOORDE L.</b> Enrico Fulgenzi Racing	Porsche <b>1'50.145</b>
1	26	<b>KLEIN M.</b> Target Competition	Porsche <b>1'49.772</b>			

