

## ACI Racing Weekend Misano, 4-5 Maggio 2024

### Porsche Carrera Cup Italia - Classifica Gara 2

Misano Circuit Sic 58 4.226 m

Giri 19 = 80,294 km - Media 151,169 km/h - Tempo di gara 31'52.148

Num.	Conditore	Naz	Concorrente	Team	Auto	Classe	Giri	Tempo	Dist.	Rel.	Giro Veloce
1	<b>8 MASTERS</b> Keagan	ZAF	Ombra Racing	Team Q8 Hi-Perform	Porsche 911 GT3 CUP 99		19	31'52.148		15	<b>1'36.242</b>
2	<b>1 TEN VOORDE</b> Larry	NLD	Enrico Fulgenzi Racing	Enrico Fulgenzi Racing	Porsche 911 GT3 CUP 99		19	31'57.182	<b>5.034</b>	<b>5.034</b>	9 1'36.659
3	<b>12 ZENDELI</b> Lirim	DEU	Ombra Racing	Ombra Racing	Porsche 911 GT3 CUP 99	R	19	32'00.870	<b>8.722</b>	<b>3.688</b>	16 1'37.009
4	<b>28 BRASCHI</b> Francesco	ITA	Dinamic Motorsport	Dinamic Motorsport	Porsche 911 GT3 CUP 99	R	19	32'02.480	<b>10.332</b>	<b>1.610</b>	13 1'36.798
5	<b>32 QUARESMINI</b> Gianmarco	ITA	Tsunami RT	Tsunami RT	Porsche 911 GT3 CUP 99		19	32'06.779	<b>14.631</b>	<b>4.299</b>	11 1'37.094
6	<b>3 CERQUI</b> Alberto	ITA	BeDriver	BeDriver	Porsche 911 GT3 CUP 99		19	32'07.627	<b>15.479</b>	<b>0.848</b>	10 1'37.132
7	<b>15 FESTANE</b> Aldo	ITA	Dinamic Motorsport	Dinamic Motorsport	Porsche 911 GT3 CUP 99		19	32'08.383	<b>16.235</b>	<b>0.756</b>	14 1'37.156
8	<b>40 STIAK</b> Janne	DEU	Target Competition	Target Competition	Porsche 911 GT3 CUP 99		19	32'10.939	<b>18.791</b>	<b>2.556</b>	14 1'37.327
9P	<b>21 BERTONELLI</b> Diego	ITA	The Driving Experiences	The Driving Experiences	Porsche 911 GT3 CUP 99		19	32'11.046	<b>18.898</b>	<b>0.107</b>	11 1'37.034
10	<b>25 GREGOR</b> Daniel	DEU	The Driving Experiences	The Driving Experiences	Porsche 911 GT3 CUP 99	R	19	32'13.232	<b>21.084</b>	<b>2.186</b>	17 1'37.335
11	<b>7 HALL</b> Bayley	AUS	BeDriver	BeDriver	Porsche 911 GT3 CUP 99		19	32'14.632	<b>22.484</b>	<b>1.400</b>	8 1'37.452
12	<b>10 ARMANI</b> Pietro	ITA	Prima Ghinzani Motorsport	Prima Ghinzani Motorsport	Porsche 911 GT3 CUP 99		19	32'15.157	<b>23.009</b>	<b>0.525</b>	18 1'37.229
13P	<b>17 SCHURING</b> Flynt	NLD	Enrico Fulgenzi Racing	Enrico Fulgenzi Racing	Porsche 911 GT3 CUP 99		19	32'15.748	<b>23.600</b>	<b>0.591</b>	15 1'37.347
14	<b>46 PUJATTI</b> Nicholas	ITA	Scuderia Villorba Corse	Scuderia Villorba Corse	Porsche 911 GT3 CUP 99	R	19	32'28.644	<b>36.496</b>	<b>12.896</b>	14 1'37.686
15	<b>33 FELBERMAYR</b> Horst Felix	AUT	The Driving Experiences	The Driving Experiences	Porsche 911 GT3 CUP 99		19	32'32.143	<b>39.995</b>	<b>3.499</b>	9 1'37.605
16	<b>14 GIACON</b> Steven	ITA	Scuderia Villorba Corse	Scuderia Villorba Corse	Porsche 911 GT3 CUP 99	R	19	32'39.541	<b>47.393</b>	<b>7.398</b>	19 1'38.107
17	<b>24 FANT</b> Filippo	ITA	Team Malucelli	Team Malucelli	Porsche 911 GT3 CUP 99	R	19	32'41.906	<b>49.758</b>	<b>2.365</b>	16 1'38.356
18	<b>19 IMPERATO</b> Anthony	USA	Ombra Racing	Ombra Racing	Porsche 911 GT3 CUP 99		19	32'45.095	<b>52.947</b>	<b>3.189</b>	16 1'38.667
19	<b>50 FENICI</b> Francesco Maria	ITA	Raptor Engineering	Raptor Engineering	Porsche 911 GT3 CUP 99	MC	19	32'45.607	<b>53.459</b>	<b>0.512</b>	16 1'38.704
20	<b>52 DE AMICIS</b> Alberto	ITA	Ebimotors	Ebimotors	Porsche 911 GT3 CUP 99	MC	19	32'45.781	<b>53.633</b>	<b>0.174</b>	15 1'38.689
21P	<b>88 PASTORELLI</b> Luca	ITA	Dinamic Motorsport	Dinamic Motorsport	Porsche 911 GT3 CUP 99	MC	19	32'49.714	<b>57.566</b>	<b>3.933</b>	7 1'39.122
22	<b>56 BRUSA</b> Cesare	ITA	Prima Ghinzani Motorsport	Prima Ghinzani Motorsport	Porsche 911 GT3 CUP 99	MC	19	32'49.898	<b>57.750</b>	<b>0.184</b>	11 1'38.197
23	<b>51 GNEMMI</b> Paolo	ITA	Ebimotors	Ebimotors	Porsche 911 GT3 CUP 99	MC	19	32'51.246	<b>59.098</b>	<b>1.348</b>	11 1'39.081
24	<b>67 DE GIACOMI</b> Alex	ITA	Tsunami RT	Tsunami RT	Porsche 911 GT3 CUP 99	MC	19	32'51.476	<b>59.328</b>	<b>0.230</b>	18 1'38.112
25	<b>70 GIORGI</b> Gianluca	ITA	BeDriver	BeDriver	Porsche 911 GT3 CUP 99	MC	19	33'18.476	<b>1'26.328</b>	<b>27.000</b>	15 1'38.224
26	<b>26 KLEIN</b> Marvin	FRA	Target Competition	Target Competition	Porsche 911 GT3 CUP 99		18	30'34.107	<b>1 Giro</b>	<b>1 Giro</b>	11 1'36.657

#### Non Classificati

RIT	<b>54 STEFANELLI</b> Stefano	ITA	Team Malucelli	Team Malucelli	Porsche 911 GT3 CUP 99	MC	12	21'16.804	<b>7 Giri</b>		8 1'38.816
RIT	<b>44 OLIVIERI</b> Flavio	ITA	Raptor Engineering	Raptor Engineering	Porsche 911 GT3 CUP 99	R	9	15'58.471	<b>10 Giri</b>		8 1'37.753
RIT	<b>38 IAQUINTA</b> Simone	ITA	Prima Ghinzani Motorsport	Prima Ghinzani Motorsport	Porsche 911 GT3 CUP 99		6	11'36.421	<b>13 Giri</b>		2 1'38.988
RIT	<b>99 CHIRIGUT</b> Horia-Traian	ROU	Scuderia Villorba Corse	Scuderia Villorba Corse	Porsche 911 GT3 CUP 99	MC	2	3'51.732	<b>17 Giri</b>		2 1'57.916
RIT	<b>69 MONTAGNESE</b> Massimiliano	ITA	Team Malucelli	Team Malucelli	Porsche 911 GT3 CUP 99	MC	1	1'55.291	<b>18 Giri</b>		

Partenti: 31 Classificati: 26 Non Classificati: 0 Ritirati: 5 Non Partiti: 0

Giro Veloce N. 15 Num. 8 Keagan Masters Tempo 1'36.242 Media. 158,077 Km/h

Umidità	57%	ARIA	20°C
Condizioni	DRY	Pista	34°C

#### Penalty and Infringement

12.31	<b>21 D. BERTONELLI</b>	5 second Time Penalty - Contact with N. 3
12.32	<b>17 F. SCHURING</b>	5 second Time Penalty - Track limits abuse
14.30	<b>88 L. PASTORELLI</b>	5 second Time Penalty - Stewards decision n. 11

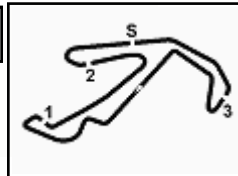
Stewards : Paolo Longoni Gabriele Lancieri Simone Leoni

05/05/2024 Inizio 12:03 Fine 12:36

Esposta alle: .....

Powered by FICr PERUGIA TIMING





**ACI Racing Weekend Misano, 4-5 Maggio 2024**  
**Porsche Carrera Cup Italia - Classifica di Classe Gara 2**

Misano Circuit Sic 58 4.226 m

**Michelin Cup**

Giri 19 = 80,294 km - Media 147,058 km/h - Tempo di gara 32'45.607

Num.	Conduttore	Naz	Concorrente	Team	Auto	Giri	Tempo	Dist.	Rel.	Giro Veloce
1	<b>50 FENICI</b> Francesco Maria	ITA	Raptor Engineering	Raptor Engineering	Porsche 911 GT3 CUP 99	19	32'45.607			16 1'38.704
2	<b>52 DE AMICIS</b> Alberto	ITA	Ebimotors	Ebimotors	Porsche 911 GT3 CUP 99	19	32'45.781	<b>0.174</b>	<b>0.174</b>	15 1'38.689
3P	<b>88 PASTORELLI</b> Luca	ITA	Dinamic Motorsport	Dinamic Motorsport	Porsche 911 GT3 CUP 99	19	32'49.714	<b>4.107</b>	<b>3.933</b>	7 1'39.122
4	<b>56 BRUSA</b> Cesare	ITA	Prima Ghinzani Motorsport	Prima Ghinzani Motorsport	Porsche 911 GT3 CUP 99	19	32'49.898	<b>4.291</b>	<b>0.184</b>	11 1'38.197
5	<b>51 GNEMMI</b> Paolo	ITA	Ebimotors	Ebimotors	Porsche 911 GT3 CUP 99	19	32'51.246	<b>5.639</b>	<b>1.348</b>	11 1'39.081
6	<b>67 DE GIACOMI</b> Alex	ITA	Tsunami RT	Tsunami RT	Porsche 911 GT3 CUP 99	19	32'51.476	<b>5.869</b>	<b>0.230</b>	18 <b>1'38.112</b>
7	<b>70 GIORGI</b> Gianluca	ITA	BeDriver	BeDriver	Porsche 911 GT3 CUP 99	19	33'18.476	<b>32.869</b>	<b>27.000</b>	15 1'38.224
----- Non Classificati -----										
RIT	<b>54 STEFANELLI</b> Stefano	ITA	Team Malucelli	Team Malucelli	Porsche 911 GT3 CUP 99	12	21'16.804		<b>7 Giri</b>	8 1'38.816
RIT	<b>99 CHIRIGUT</b> Horia-Traian	ROU	Scuderia Villorba Corse	Scuderia Villorba Corse	Porsche 911 GT3 CUP 99	2	3'51.732		<b>17 Giri</b>	2 1'57.916
RIT	<b>69 MONTAGNESE</b> Massimiliano	ITA	Team Malucelli	Team Malucelli	Porsche 911 GT3 CUP 99	1	1'55.291		<b>18 Giri</b>	

Partenti: 10 Classificati: 7 Non Classificati: 0 Ritirati: 3 Non Partiti: 0

Giro Veloce N. 18 Num. 67 Alex De Giacomi Tempo 1'38.112 Media. 155,064 Km/h

**Rookie**

Giri 19 = 80,294 km - Media 150,483 km/h - Tempo di gara 32'00.870

Num.	Conduttore	Naz	Concorrente	Team	Auto	Giri	Tempo	Dist.	Rel.	Giro Veloce
1	<b>12 ZENDELI</b> Lirim	DEU	Ombra Racing	Ombra Racing	Porsche 911 GT3 CUP 99	19	32'00.870			16 1'37.009
2	<b>28 BRASCHI</b> Francesco	ITA	Dinamic Motorsport	Dinamic Motorsport	Porsche 911 GT3 CUP 99	19	32'02.480	<b>1.610</b>	<b>1.610</b>	13 <b>1'36.798</b>
3	<b>25 GREGOR</b> Daniel	DEU	The Driving Experiences	The Driving Experiences	Porsche 911 GT3 CUP 99	19	32'13.232	<b>12.362</b>	<b>10.752</b>	17 1'37.335
4	<b>46 PUJATTI</b> Nicholas	ITA	Scuderia Villorba Corse	Scuderia Villorba Corse	Porsche 911 GT3 CUP 99	19	32'28.644	<b>27.774</b>	<b>15.412</b>	14 1'37.686
5	<b>14 GIACON</b> Steven	ITA	Scuderia Villorba Corse	Scuderia Villorba Corse	Porsche 911 GT3 CUP 99	19	32'39.541	<b>38.671</b>	<b>10.897</b>	19 1'38.107
6	<b>24 FANT</b> Filippo	ITA	Team Malucelli	Team Malucelli	Porsche 911 GT3 CUP 99	19	32'41.906	<b>41.036</b>	<b>2.365</b>	16 1'38.356
----- Non Classificati -----										
RIT	<b>44 OLIVIERI</b> Flavio	ITA	Raptor Engineering	Raptor Engineering	Porsche 911 GT3 CUP 99	9	15'58.471		<b>10 Giri</b>	8 1'37.753

Partenti: 7 Classificati: 6 Non Classificati: 0 Ritirati: 1 Non Partiti: 0

Giro Veloce N. 13 Num. 28 Francesco Braschi Tempo 1'36.798 Media. 157,169 Km/h

Umidità	57%	ARIA	20°C
Condizioni	DRY	Pista	34°C

Direttore di Gara : Fabrizio Fondacci

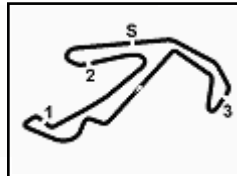
Direttore di Prova : Massimiliano Ghinassi

05/05/2024 Inizio 12:03 Fine 12:36

Esposta alle: .....

Powered by FICr PERUGIA TIMING



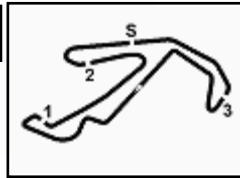


Misano Circuit Sic 58 4.226 m

		Giro																		
		1	2	3	4	5	6	7	8	9	10	11	12	13	14	15	16	17	18	19
1	8	8	8	8	8	8	8	8	8	8	8	8	8	8	8	8	8	8	8	8
2	1	1	1	1	1	1	1	1	1	1	1	1	1	1	1	1	1	1	1	1
3	12	12	12	12	12	12	12	12	12	12	12	12	12	12	12	12	12	12	12	12
4	3	3	3	3	3	3	3	3	3	3	3	3	28	28	28	28	28	28	28	28
5	28	28	28	28	28	28	28	28	28	28	28	28	3	3	3	21	21	21	21	21
6	21	21	21	21	21	21	21	21	21	21	21	21	21	21	21	3	32	32	32	32
7	32	32	32	32	32	32	32	32	32	32	32	32	32	32	32	3	3	3	3	3
8	15	15	15	15	15	15	15	15	15	15	15	15	15	15	15	15	15	15	15	15
9	17	17	17	17	17	17	17	17	17	17	17	17	17	17	17	17	17	17	17	17
10	40	40	40	40	40	40	40	40	40	40	40	40	40	40	40	40	40	40	40	40
11	7	25	25	25	25	25	25	25	25	25	25	25	25	25	25	25	25	25	26	25
12	25	7	7	7	7	7	7	7	7	7	7	7	7	7	7	7	26	26	25	7
13	10	10	10	10	10	10	10	10	10	10	10	10	26	26	26	7	7	7	7	10
14	88	88	88	88	88	44	44	44	44	44	26	26	26	10	10	10	10	10	10	46
15	70	70	70	70	70	88	88	26	26	88	46	46	46	46	46	46	46	46	46	33
16	19	44	44	44	44	70	26	88	88	46	88	88	88	33	33	33	33	33	33	14
17	44	67	67	67	67	70	70	70	70	70	70	33	33	88	88	88	88	14	24	24
18	67	19	50	50	50	26	67	67	46	67	67	50	24	14	14	14	14	14	24	88
19	50	50	19	19	19	50	50	50	67	54	54	24	14	24	24	24	24	88	19	19
20	46	46	46	46	46	19	19	46	50	50	50	14	50	50	50	50	50	50	50	50
21	54	54	26	26	26	46	46	54	54	19	33	52	19	19	19	19	19	19	19	52
22	51	51	54	54	54	54	54	19	19	33	19	19	52	52	52	52	52	52	52	56
23	24	26	51	51	51	51	51	24	24	24	24	51	51	51	51	51	51	51	56	51
24	99	24	24	24	24	24	24	33	33	14	14	56	56	56	56	56	56	56	51	67
25	14	14	52	52	52	52	14	14	14	52	52	54	67	67	67	67	67	67	67	70
26	26	52	38	38	14	14	52	52	52	51	51	67	70	70	70	70	70	70	70	
27	52	38	14	14	38	56	33	51	51	56	56	70								
28	69	56	56	56	56	33	56	56	56											
29	56	33	33	33	33	38														
30	38	99																		
31	33																			

Final Result		
1	<b>8 MASTERS K.</b>	Giri 19
2	<b>1 TEN VOORDE L.</b>	5.034
3	<b>12 ZENDELI L.</b>	8.722
4	<b>28 BRASCHI F.</b>	10.332
5	<b>32 QUARESMINI G.</b>	14.631
6	<b>3 CERQUI A.</b>	15.479
7	<b>15 FESTANTE A.</b>	16.235
8	<b>40 STIAK J.</b>	18.791
9	<b>21 BERTONELLI D. (P)</b>	18.898
10	<b>25 GREGOR D.</b>	21.084
11	<b>7 HALL B.</b>	22.484
12	<b>10 ARMANNI P.</b>	23.009
13	<b>17 SCHURING F. (P)</b>	23.600
14	<b>46 PUJATTI N.</b>	36.496
15	<b>33 FELBERMAYR H.</b>	39.995
16	<b>14 GIACON S.</b>	47.393
17	<b>24 FANT F.</b>	49.758
18	<b>19 IMPERATO A.</b>	52.947
19	<b>50 FENICI F.</b>	53.459
20	<b>52 DE AMICIS A.</b>	53.633
21	<b>88 PASTORELLI L. (P)</b>	57.566
22	<b>56 BRUSA C.</b>	57.750
23	<b>51 GNEMMI P.</b>	59.098
24	<b>67 DE GIACOMI A.</b>	59.328
25	<b>70 GIORGI G.</b>	1'26.328
26	<b>26 KLEIN M.</b>	1 Giro
RIT	<b>54 STEFANELLI S.</b>	7 Giri
RIT	<b>44 OLIVIERI F.</b>	10 Giri
RIT	<b>38 IAQUINTA S.</b>	13 Giri
RIT	<b>99 CHIRIGUT H.</b>	17 Giri
RIT	<b>69 MONTAGNESE M.</b>	18 Giri





**CLASSIFICA**

1	8 MASTERS Keagan	Porsche 911 GT3 CUP 992	Giri 19
2	1 TEN VOORDE Larry	Porsche 911 GT3 CUP 992	5.034
3	12 ZENDELI Lirim	Porsche 911 GT3 CUP 992	8.722
4	28 BRASCHI Francesco	Porsche 911 GT3 CUP 992	10.332
5	32 QUARESMINI Gianmarco	Porsche 911 GT3 CUP 992	14.631
6	3 CERQUI Alberto	Porsche 911 GT3 CUP 992	15.479
7	15 FESTANTE Aldo	Porsche 911 GT3 CUP 992	16.235
8	40 STIAK Janne	Porsche 911 GT3 CUP 992	18.791
9	21 BERTONELLI Diego	Porsche 911 GT3 CUP 992	18.898
10	25 GREGOR Daniel	Porsche 911 GT3 CUP 992	21.084
11	7 HALL Bayley	Porsche 911 GT3 CUP 992	22.484
12	10 ARMANNI Pietro	Porsche 911 GT3 CUP 992	23.009
13	17 SCHURING Flynt	Porsche 911 GT3 CUP 992	23.600
14	46 PUJATTI Nicholas	Porsche 911 GT3 CUP 992	36.496
15	33 FELBERMAYR Horst Felix	Porsche 911 GT3 CUP 992	39.995
16	14 GIACON Steven	Porsche 911 GT3 CUP 992	47.393
17	24 FANT Filippo	Porsche 911 GT3 CUP 992	49.758
18	19 IMPERATO Anthony	Porsche 911 GT3 CUP 992	52.947
19	50 FENICI Francesco Maria	Porsche 911 GT3 CUP 992	53.459
20	52 DE AMICIS Alberto	Porsche 911 GT3 CUP 992	53.633
21	88 PASTORELLI Luca	Porsche 911 GT3 CUP 992	57.566
22	56 BRUSA Cesare	Porsche 911 GT3 CUP 992	57.750
23	51 GNEMMI Paolo	Porsche 911 GT3 CUP 992	59.098
24	67 DE GIACOMI Alex	Porsche 911 GT3 CUP 992	59.328
25	70 GIORGI Gianluca	Porsche 911 GT3 CUP 992	126.328
26	26 KLEIN Marvin	Porsche 911 GT3 CUP 992	1 Giro
RIT	54 STEFANELLI Stefano	Porsche 911 GT3 CUP 992	7 Giri
RIT	44 OLIVIERI Flavio	Porsche 911 GT3 CUP 992	10 Giri
RIT	38 IAQUINTA Simone	Porsche 911 GT3 CUP 992	13 Giri
RIT	99 CHIRIGUT Horia-Traian	Porsche 911 GT3 CUP 992	17 Giri
RIT	69 MONTAGNESE Massimiliano	Porsche 911 GT3 CUP 992	18 Giri

**SPEED**

1	67 DE GIACOMI Alex	Porsche 911 GT3 CUP 992	219,1
2	32 QUARESMINI Gianmarco	Porsche 911 GT3 CUP 992	219,1
3	14 GIACON Steven	Porsche 911 GT3 CUP 992	218,6
4	28 BRASCHI Francesco	Porsche 911 GT3 CUP 992	218,6
5	70 GIORGI Gianluca	Porsche 911 GT3 CUP 992	218,6
6	10 ARMANNI Pietro	Porsche 911 GT3 CUP 992	218,2
7	17 SCHURING Flynt	Porsche 911 GT3 CUP 992	218,2
8	21 BERTONELLI Diego	Porsche 911 GT3 CUP 992	218,2
9	25 GREGOR Daniel	Porsche 911 GT3 CUP 992	218,2
10	26 KLEIN Marvin	Porsche 911 GT3 CUP 992	218,2
11	40 STIAK Janne	Porsche 911 GT3 CUP 992	218,2
12	52 DE AMICIS Alberto	Porsche 911 GT3 CUP 992	218,2
13	15 FESTANTE Aldo	Porsche 911 GT3 CUP 992	217,7
14	56 BRUSA Cesare	Porsche 911 GT3 CUP 992	217,7
15	24 FANT Filippo	Porsche 911 GT3 CUP 992	217,3
16	33 FELBERMAYR Horst Felix	Porsche 911 GT3 CUP 992	217,3
17	38 IAQUINTA Simone	Porsche 911 GT3 CUP 992	217,3
18	19 IMPERATO Anthony	Porsche 911 GT3 CUP 992	217,3
19	7 HALL Bayley	Porsche 911 GT3 CUP 992	217,3
20	51 GNEMMI Paolo	Porsche 911 GT3 CUP 992	216,9
21	1 TEN VOORDE Larry	Porsche 911 GT3 CUP 992	216,9
22	3 CERQUI Alberto	Porsche 911 GT3 CUP 992	216,9
23	46 PUJATTI Nicholas	Porsche 911 GT3 CUP 992	216,9
24	99 CHIRIGUT Horia-Traian	Porsche 911 GT3 CUP 992	216,4
25	54 STEFANELLI Stefano	Porsche 911 GT3 CUP 992	216,4
26	12 ZENDELI Lirim	Porsche 911 GT3 CUP 992	216,4
27	50 FENICI Francesco Maria	Porsche 911 GT3 CUP 992	216,4
28	8 MASTERS Keagan	Porsche 911 GT3 CUP 992	216,0
29	44 OLIVIERI Flavio	Porsche 911 GT3 CUP 992	216,0
30	88 PASTORELLI Luca	Porsche 911 GT3 CUP 992	216,0
31	69 MONTAGNESE Massimiliano	Porsche 911 GT3 CUP 992	215,6

**SEG. 1**

1	28 BRASCHI Francesco	25.074
2	8 MASTERS Keagan	25.358
3	12 ZENDELI Lirim	25.475
4	26 KLEIN Marvin	25.501
5	1 TEN VOORDE Larry	25.544
6	21 BERTONELLI Diego	25.644
7	3 CERQUI Alberto	25.667
8	32 QUARESMINI Gianmarco	25.679
9	15 FESTANTE Aldo	25.682
10	10 ARMANNI Pietro	25.683
11	40 STIAK Janne	25.729
12	44 OLIVIERI Flavio	25.732
13	17 SCHURING Flynt	25.746
14	25 GREGOR Daniel	25.748
15	33 FELBERMAYR Horst Feli	25.815
16	38 IAQUINTA Simone	25.815
17	7 HALL Bayley	25.822
18	56 BRUSA Cesare	25.872
19	46 PUJATTI Nicholas	25.947
20	14 GIACON Steven	25.948
21	67 DE GIACOMI Alex	25.954
22	70 GIORGI Gianluca	26.019
23	24 FANT Filippo	26.136
24	19 IMPERATO Anthony	26.187
25	50 FENICI Francesco Maria	26.205
26	51 GNEMMI Paolo	26.243
27	54 STEFANELLI Stefano	26.279
28	52 DE AMICIS Alberto	26.280
29	88 PASTORELLI Luca	26.318
30	99 CHIRIGUT Horia-Traian	26.888
31	69 MONTAGNESE Massimil	27.098

**SEG. 2**

1	3 CERQUI Alberto	22.668
2	1 TEN VOORDE Larry	22.679
3	28 BRASCHI Francesco	22.691
4	8 MASTERS Keagan	22.710
5	21 BERTONELLI Diego	22.746
6	25 GREGOR Daniel	22.760
7	32 QUARESMINI Gianmarco	22.801
8	26 KLEIN Marvin	22.805
9	10 ARMANNI Pietro	22.807
10	17 SCHURING Flynt	22.817
11	33 FELBERMAYR Horst Feli	22.821
12	7 HALL Bayley	22.826
13	15 FESTANTE Aldo	22.833
14	12 ZENDELI Lirim	22.867
15	40 STIAK Janne	22.868
16	19 IMPERATO Anthony	22.918
17	46 PUJATTI Nicholas	22.921
18	56 BRUSA Cesare	22.937
19	52 DE AMICIS Alberto	22.987
20	14 GIACON Steven	22.993
21	50 FENICI Francesco Maria	23.006
22	44 OLIVIERI Flavio	23.007
23	67 DE GIACOMI Alex	23.035
24	70 GIORGI Gianluca	23.045
25	51 GNEMMI Paolo	23.076
26	24 FANT Filippo	23.083
27	38 IAQUINTA Simone	23.087
28	88 PASTORELLI Luca	23.087
29	54 STEFANELLI Stefano	23.159
30	69 MONTAGNESE Massimil	23.838
31	99 CHIRIGUT Horia-Traian	23.853

**SEG. 3**

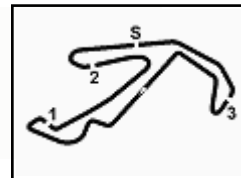
1	8 MASTERS Keagan	26.884
2	12 ZENDELI Lirim	26.891
3	26 KLEIN Marvin	26.894
4	1 TEN VOORDE Larry	26.939
5	28 BRASCHI Francesco	26.945
6	32 QUARESMINI Gianmarco	26.985
7	21 BERTONELLI Diego	27.002
8	17 SCHURING Flynt	27.040
9	40 STIAK Janne	27.073
10	10 ARMANNI Pietro	27.085
11	15 FESTANTE Aldo	27.098
12	7 HALL Bayley	27.136
13	3 CERQUI Alberto	27.163
14	25 GREGOR Daniel	27.175
15	14 GIACON Steven	27.183
16	44 OLIVIERI Flavio	27.196
17	24 FANT Filippo	27.208
18	46 PUJATTI Nicholas	27.248
19	33 FELBERMAYR Horst Feli	27.307
20	67 DE GIACOMI Alex	27.375
21	70 GIORGI Gianluca	27.484
22	19 IMPERATO Anthony	27.501
23	52 DE AMICIS Alberto	27.509
24	54 STEFANELLI Stefano	27.514
25	50 FENICI Francesco Maria	27.529
26	88 PASTORELLI Luca	27.531
27	51 GNEMMI Paolo	27.547
28	56 BRUSA Cesare	27.571
29	38 IAQUINTA Simone	27.771
30	69 MONTAGNESE Massimil	27.931
31	99 CHIRIGUT Horia-Traian	27.988

**SEG. 4**

1	8 MASTERS Keagan	21.222
2	12 ZENDELI Lirim	21.284
3	1 TEN VOORDE Larry	21.295
4	32 QUARESMINI Gianmarco	21.346
5	26 KLEIN Marvin	21.353
6	21 BERTONELLI Diego	21.354
7	7 HALL Bayley	21.362
8	28 BRASCHI Francesco	21.405
9	40 STIAK Janne	21.406
10	46 PUJATTI Nicholas	21.416
11	10 ARMANNI Pietro	21.422
12	67 DE GIACOMI Alex	21.427
13	25 GREGOR Daniel	21.430
14	33 FELBERMAYR Horst Feli	21.444
15	3 CERQUI Alberto	21.445
16	15 FESTANTE Aldo	21.458
17	17 SCHURING Flynt	21.472
18	14 GIACON Steven	21.519
19	70 GIORGI Gianluca	21.588
20	56 BRUSA Cesare	21.644
21	19 IMPERATO Anthony	21.648
22	24 FANT Filippo	21.654
23	51 GNEMMI Paolo	21.696
24	44 OLIVIERI Flavio	21.698
25	52 DE AMICIS Alberto	21.704
26	54 STEFANELLI Stefano	21.712
27	50 FENICI Francesco Maria	21.767
28	88 PASTORELLI Luca	21.809
29	38 IAQUINTA Simone	21.950
30	99 CHIRIGUT Horia-Traian	22.310
31	69 MONTAGNESE Massimil	22.319



Start at 12:03'15.181



Misano Circuit Sic 58 4.226 m

1 L. TEN VORDE (1'36.659)							
Giro	Seg.1	Seg.2	Seg.3	Seg.4	T. Giro	km/h	Local Time
1		23.251	27.614	21.518	1'43.530	214,3	12:04'58.711
2	26.091	22.895	<b>26.939</b>	21.462	1'37.387	<b>216,9</b>	12:06'36.098
3	25.834	22.810	31.122	27.936	1'47.702	191,5	12:08'23.800
4	28.431	26.605	32.535	27.701	1'55.272	197,1	12:10'19.072
5	31.052	33.107	47.045	24.159	2'15.363	127,5	12:12'34.435
6	25.972	22.887	27.025	21.484	1'37.368	216,4	12:14'11.803
7	25.698	22.781	27.147	21.424	1'37.050	215,6	12:15'48.853
8	<b>25.544</b>	22.682	27.122	21.352	1'36.700	216,4	12:17'25.553
9	25.616	22.761	26.976	21.306	<b>1'36.659</b>	216,0	12:19'02.212
10	25.624	22.764	26.956	21.388	1'36.732	216,0	12:20'38.944
11	25.940	22.885	27.161	21.441	1'37.427	216,0	12:22'16.371
12	25.702	22.867	27.005	21.427	1'37.001	<b>216,9</b>	12:23'53.372
13	25.701	22.695	27.015	<b>21.295</b>	1'36.706	<b>216,9</b>	12:25'30.078
14	25.730	22.695	27.050	21.437	1'36.912	<b>216,4</b>	12:27'06.990
15	25.657	22.806	27.106	21.416	1'36.985	<b>216,9</b>	12:28'43.975
16	25.736	<b>22.679</b>	27.046	21.345	1'36.806	216,4	12:30'20.781
17	25.721	22.708	27.129	21.441	1'36.999	216,0	12:31'57.780
18	25.639	22.860	27.169	21.449	1'37.117	<b>216,9</b>	12:33'34.897
19	25.800	22.788	27.225	21.653	1'37.466	215,6	12:35'12.363

Tempo di gara 31'57.182

3 A. CERQUI (1'37.132)							
Giro	Seg.1	Seg.2	Seg.3	Seg.4	T. Giro	km/h	Local Time
1		23.552	27.998	21.858	1'45.188	213,9	12:05'00.369
2	25.977	22.967	27.265	21.617	1'37.826	216,0	12:06'38.195
3	25.836	22.910	31.875	27.302	1'47.923	160,7	12:08'26.118
4	28.037	27.104	31.677	28.131	1'54.949	184,9	12:10'21.067
5	30.319	33.261	46.502	24.207	2'14.289	123,6	12:12'35.356
6	25.814	23.064	27.276	21.503	1'37.657	216,0	12:14'13.013
7	25.733	22.904	<b>27.163</b>	<b>21.445</b>	1'37.245	215,6	12:15'50.258
8	25.761	22.807	27.301	21.513	1'37.382	216,4	12:17'27.640
9	<b>25.667</b>	22.901	27.241	21.508	1'37.317	216,4	12:19'04.957
10	25.669	22.759	27.220	21.484	<b>1'37.132</b>	216,0	12:20'42.089
11	25.718	22.831	27.178	21.472	1'37.199	216,0	12:22'19.288
12	25.860	22.818	27.947	21.865	1'38.490	214,7	12:23'57.778
13	25.841	22.892	27.283	21.512	1'37.528	216,0	12:25'35.306
14	25.769	22.760	27.212	21.453	1'37.194	216,4	12:27'12.500
15	25.779	22.784	27.190	22.857	1'38.610	216,4	12:28'51.110
16	25.874	23.106	27.916	21.916	1'38.812	216,4	12:30'29.922
17	25.870	22.902	27.232	21.902	1'37.906	<b>216,9</b>	12:32'07.828
18	25.887	22.813	27.293	21.531	1'37.524	216,0	12:33'45.352
19	25.840	<b>22.668</b>	27.339	21.609	1'37.456	<b>216,9</b>	12:35'22.808

Tempo di gara 32'07.627

7 B. HALL (1'37.452)							
Giro	Seg.1	Seg.2	Seg.3	Seg.4	T. Giro	km/h	Local Time
1		23.810	27.957	21.928	1'48.198	215,1	12:05'03.379
2	26.050	23.365	28.203	21.642	1'39.260	216,9	12:06'42.639
3	26.004	23.268	33.168	26.580	1'49.020	171,7	12:08'31.659
4	28.871	26.938	31.186	29.484	1'56.479	185,6	12:10'28.138
5	28.658	34.244	44.355	23.255	2'10.512	158,1	12:12'38.650
6	26.345	23.244	27.384	21.820	1'38.793	<b>217,3</b>	12:14'17.443
7	25.940	22.911	27.603	21.740	1'38.194	216,4	12:15'55.637
8	25.907	22.887	27.264	21.394	<b>1'37.452</b>	216,0	12:17'33.089
9	25.877	22.989	27.336	<b>21.362</b>	1'37.564	216,0	12:19'10.653
10	26.198	22.962	27.342	21.372	1'37.874	216,0	12:20'48.527
11	25.952	22.892	27.200	21.420	1'37.464	<b>217,3</b>	12:22'25.991
12	26.194	<b>22.826</b>	27.347	21.454	1'37.821	216,9	12:24'03.812
13	25.834	22.959	27.251	21.682	1'37.726	216,4	12:25'41.538
14	<b>25.822</b>	23.053	27.250	21.604	1'37.729	<b>217,3</b>	12:27'19.267
15	26.056	23.024	<b>27.136</b>	21.449	1'37.665	<b>217,3</b>	12:28'56.932
16	25.870	23.041	28.475	21.539	1'38.925	216,9	12:30'35.857
17	25.879	23.040	27.255	21.715	1'37.889	216,9	12:32'13.746

05/05/2024

P = Box In/Out - C = Tempo Invalidato

18	25.961	22.980	27.417	21.476	1'37.834	216,0	12:33'51.580
19	25.984	23.104	27.480	21.665	1'38.233	216,4	12:35'29.813

Tempo di gara 32'14.632

8 K. MASTERS (1'36.242)							
Giro	Seg.1	Seg.2	Seg.3	Seg.4	T. Giro	km/h	Local Time
1		23.185	27.147	21.680	1'42.756	214,3	12:04'57.937
2	25.564	22.939	27.139	21.442	1'37.084	214,7	12:06'35.021
3	25.532	22.894	31.106	28.346	1'47.878	190,8	12:08'22.899
4	28.570	26.526	32.617	28.029	1'55.742	196,0	12:10'18.641
5	31.048	33.017	47.254	24.276	2'15.595	134,0	12:12'34.236
6	25.616	22.802	27.038	21.379	1'36.835	215,1	12:14'11.071
7	25.566	22.753	27.002	21.324	1'36.645	214,7	12:15'47.716
8	25.439	22.789	27.156	21.311	1'36.695	214,7	12:17'24.411
9	25.401	22.718	26.930	21.270	1'36.319	214,7	12:19'00.730
10	25.476	22.746	<b>26.884</b>	21.259	1'36.365	214,7	12:20'37.095
11	25.549	22.713	26.932	21.263	1'36.457	215,6	12:22'13.552
12	25.539	22.956	26.976	21.492	1'36.963	215,6	12:23'50.515
13	25.505	22.733	26.987	21.565	1'36.790	215,6	12:25'27.305
14	25.461	<b>22.710</b>	26.910	21.325	1'36.406	215,6	12:27'03.711
15	<b>25.358</b>	22.765	26.897	<b>21.222</b>	<b>1'36.242</b>	<b>216,0</b>	12:28'39.953
16	25.433	22.866	26.950	21.527	1'36.776	215,6	12:30'16.729
17	25.509	22.740	27.001	21.456	1'36.706	215,6	12:31'53.435
18	25.420	22.791	27.236	21.420	1'36.867	215,6	12:33'30.302
19	25.435	22.829	27.057	21.706	1'37.027	215,1	12:35'07.329

Tempo di gara 31'52.148

10 P. ARMANNI (1'37.229)							
Giro	Seg.1	Seg.2	Seg.3	Seg.4	T. Giro	km/h	Local Time
1		23.794	28.553	22.398	1'49.435	212,2	12:05'04.616
2	26.394	23.423	27.426	21.880	1'39.123	216,0	12:06'43.739
3	25.930	23.472	32.218	27.272	1'48.892	170,1	12:08'32.631
4	28.955	26.989	30.681	30.460	1'57.085	199,3	12:10'29.716
5	27.696	34.195	44.473	23.324	2'09.688	168,5	12:12'39.404
6	26.026	23.217	27.264	21.820	1'38.327	217,7	12:14'17.731
7	26.119	23.059	27.375	21.587	1'38.140	217,3	12:15'55.871
8	25.969	23.125	27.158	21.461	1'37.713	217,3	12:17'33.584
9	25.791	22.958	27.227	21.688	1'37.664	<b>218,2</b>	12:19'11.248
10	25.979	23.076	27.197	21.584	1'37.836	216,9	12:20'49.084
11	25.896	22.853	27.238	21.911	1'37.898	217,3	12:22'26.982
12	26.600	23.435	<b>27.085</b>	21.843	1'38.963	217,7	12:24'05.945
13	26.761	23.438	27.124	21.514	1'38.837	216,9	12:25'44.782
14	25.797	23.078	27.212	21.688	1'37.775	217,3	12:27'22.557
15	25.839	23.007	27.386	21.911	1'38.143	217,7	12:29'00.700
16	25.803	23.147	27.193	21.485	1'37.628	217,3	12:30'38.328
17	25.717	22.845	27.248	<b>21.422</b>	1'37.232	217,7	12:32'15.560
18	25.752	<b>22.807</b>	27.171	21.499	<b>1'37.229</b>	217,7	12:33'52.789
19	<b>25.683</b>	22.879	27.098	21.889	1'37.549	<b>218,2</b>	12:35'30.338

Tempo di gara 32'15.157

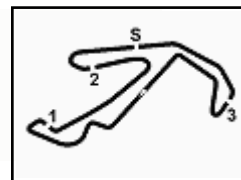
12 L. ZENDELI (1'37.009)							
Giro	Seg.1	Seg.2	Seg.3	Seg.4	T. Giro	km/h	Local Time
1		23.633	27.691	21.780	1'44.520	214,7	12:04'59.701
2	25.683	23.072	27.130	21.724	1'37.609	215,6	12:06'37.310
3	25.639	23.066	31.747	27.531	1'47.983	180,9	12:08'25.293
4	27.896	27.271	31.700	27.898	1'54.765	178,8	12:10'20.058
5	30.798	33.051	46.799	24.205	2'14.853	110,3	12:12'34.911
6	25.810	23.089	27.050	21.445	1'37.394	<b>216,4</b>	12:14'12.305
7	25.623	22.925	27.090	21.476	1'37.114	216,0	12:15'49.419
8	25.826	<b>22.867</b>	27.363	21.358	1'37.414	<b>216,4</b>	12:17'26.833
9	25.721	23.006	27.075	21.324	1'37.126	215,1	12:19'03.959
10	25.627	23.056	26.976	21.353	1'37.012	216,0	12:20'40.971
11	25.828	22.926	26.970	21.311	1'37.035	215,6	12:22'18.006
12	25.619	23.031	27.025	21.391	1'37.066	216,0	12:23'55.072
13	25.689	23.040	<b>26.891</b>	21.489	1'37.109	216,0	12:25'32.181
14	25.698	22.967	27.101	21.410	1'37.176	215,6	12:27'09.357





ACI Racing Weekend Misano, 4-5 Maggio 2024

Porsche Carrera Cup Italia - Analisi Tempi Gara 2



Misano Circuit Sic 58.4.226 m

Start at 12:03'15.181

3 / 5

9	26.469	23.322	27.322	21.749	1'38.862	215,1	12:19'22.861	6	25.991	22.952	27.196	21.677	1'37.816	<b>218,6</b>	12:14'13.511
10	26.655	23.198	27.234	21.790	1'38.877	216,4	12:21'01.738	7	25.858	22.772	27.025	21.531	1'37.186	217,7	12:15'50.697
11	26.460	23.459	27.747	22.036	1'39.702	216,0	12:22'41.440	8	25.820	<b>22.691</b>	27.215	21.723	1'37.449	218,2	12:17'28.146
12	27.016	23.593	27.990	23.205	1'41.804	216,4	12:24'23.244	9	25.790	22.803	27.066	21.466	1'37.125	217,7	12:19'05.271
13	26.974	23.276	27.431	<b>21.654</b>	1'39.335	214,3	12:26'02.579	10	25.698	22.869	27.101	21.560	1'37.228	217,7	12:20'42.499
14	26.164	23.425	27.969	21.835	1'39.393	211,4	12:27'41.972	11	25.802	22.729	27.199	<b>21.405</b>	1'37.135	217,7	12:22'19.634
15	26.357	23.317	<b>27.208</b>	22.092	1'38.974	215,6	12:29'20.946	12	25.804	22.848	27.259	21.677	1'37.588	215,6	12:23'57.222
16	<b>26.136</b>	23.196	27.325	21.699	<b>1'38.356</b>	215,1	12:30'59.302	13	<b>25.074</b>	22.895	27.223	21.606	<b>1'36.798</b>	216,0	12:25'34.020
17	26.168	23.315	27.481	22.300	1'39.264	<b>217,3</b>	12:32'38.566	14	25.842	22.894	26.962	21.580	1'37.278	216,4	12:27'11.298
18	26.920	23.490	27.385	21.931	1'39.726	215,1	12:34'18.292	15	25.843	22.821	<b>26.945</b>	21.574	1'37.183	216,4	12:28'48.481
19	26.198	<b>23.083</b>	27.299	22.215	1'38.795	215,1	12:35'57.087	16	25.758	22.954	26.947	21.409	1'37.068	216,4	12:30'25.549

Tempo di gara 32'41.906

**25 D. GREGOR (1'37.335)**

Giro	Seg.1	Seg.2	Seg.3	Seg.4	T. Giro	km/h	Local Time
1		23.742	28.735	21.813	1'48.447	212,6	12:05'03.628
2	26.053	23.327	27.595	21.603	1'38.578	213,4	12:06'42.206
3	25.853	23.585	32.738	25.565	1'47.741	201,1	12:08'29.947
4	29.179	27.162	31.342	29.034	1'56.717	174,2	12:10'26.664
5	29.131	34.020	44.965	23.578	2'11.694	141,9	12:12'38.358
6	26.363	23.052	27.492	21.614	1'38.521	216,0	12:14'16.879
7	26.108	22.966	27.284	21.729	1'38.087	216,4	12:15'54.966
8	25.779	22.900	27.251	21.579	1'37.509	216,0	12:17'32.475
9	25.881	22.922	27.272	<b>21.430</b>	1'37.505	215,6	12:19'09.980
10	25.904	22.770	27.306	21.470	1'37.450	216,0	12:20'47.430
11	25.947	22.960	<b>27.175</b>	21.568	1'37.650	216,9	12:22'25.080
12	25.834	22.988	27.266	21.570	1'37.658	216,9	12:24'02.738
13	25.932	22.830	27.246	21.551	1'37.559	217,7	12:25'40.297
14	26.030	23.073	27.245	21.707	1'38.055	216,0	12:27'18.352
15	25.942	23.052	27.262	21.638	1'37.894	216,4	12:28'56.246
16	25.963	22.900	27.251	21.538	1'37.652	215,6	12:30'33.898
17	<b>25.748</b>	<b>22.760</b>	27.225	21.602	<b>1'37.335</b>	216,9	12:32'11.233
18	26.206	23.224	27.410	21.641	1'38.481	<b>218,2</b>	12:33'49.714
19	26.069	23.064	27.514	22.052	1'38.699	216,4	12:35'28.413

Tempo di gara 32'13.232

**26 M. KLEIN (1'36.657)**

Giro	Seg.1	Seg.2	Seg.3	Seg.4	T. Giro	km/h	Local Time
1		23.626	28.239	21.849	1'54.293	215,6	12:05'09.474
2	26.705	23.296	27.331	21.719	1'39.051	216,9	12:06'48.525
3	26.396	24.794	31.888	28.386	1'51.464	172,0	12:08'39.989
4	27.397	27.150	33.537	28.253	1'56.337	180,3	12:10'36.326
5	27.824	32.477	43.979	22.035	2'06.315	163,9	12:12'42.641
6	26.343	23.274	27.346	22.424	1'39.387	216,9	12:14'22.028
7	26.149	22.895	27.405	21.548	1'37.997	217,7	12:16'00.025
8	25.800	23.013	27.111	<b>21.353</b>	1'37.277	215,6	12:17'37.302
9	25.579	22.888	26.895	21.362	1'36.724	216,0	12:19'14.026
10	25.965	22.806	27.015	21.419	1'37.205	216,0	12:20'51.231
11	<b>25.501</b>	<b>22.805</b>	26.974	21.377	<b>1'36.657</b>	216,4	12:22'27.888
12	25.945	23.200	27.296	21.709	1'38.150	216,4	12:24'06.038
13	26.171	23.229	27.095	21.460	1'37.955	216,4	12:25'43.993
14	25.562	22.854	<b>26.894</b>	21.491	1'36.801	216,4	12:27'20.794
15	25.670	22.856	26.942	21.631	1'37.099	<b>218,2</b>	12:28'57.893
16	25.617	22.822	27.087	21.388	1'36.914	216,9	12:30'34.807
17	25.550	23.006	27.064	21.540	1'37.160	216,9	12:32'11.967
18	25.700	22.984	27.117	21.520	1'37.321	217,3	12:33'49.288
19	25.633	23.027	28.045			216,4	

Tempo di gara 30'34.107

**28 F. BRASCHI (1'36.798)**

Giro	Seg.1	Seg.2	Seg.3	Seg.4	T. Giro	km/h	Local Time
1		23.399	28.324	21.906	1'45.958	213,0	12:05'01.139
2	25.698	22.920	27.129	21.830	1'37.577	218,2	12:06'38.716
3	25.968	22.848	32.045	26.967	1'47.828	164,1	12:08'26.544
4	28.219	26.935	31.936	27.786	1'54.876	196,0	12:10'21.420
5	30.578	33.249	46.451	23.997	2'14.275	123,1	12:12'35.695

Tempo di gara 32'32.143

**38 S. IAQUINTA (1'38.988)**

Giro	Seg.1	Seg.2	Seg.3	Seg.4	T. Giro	km/h	Local Time
1		23.522	41.132	<b>21.950</b>	1'57.937	205,3	12:05'13.118
2	<b>25.815</b>	<b>23.087</b>	<b>27.771</b>	22.315	<b>1'38.988</b>	<b>217,3</b>	12:06'52.106

05/05/2024

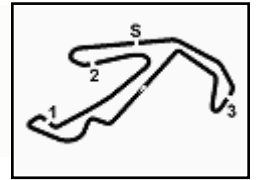
P = Box In/Out - C = Tempo Invalidato







ACI Racing Weekend Misano, 4-5 Maggio 2024  
Porsche Carrera Cup Italia - Analisi Tempi Gara 2



Start at 12:03'15.181

18	26.664	23.598	27.750	21.774	1'39.786	216,0	12:34'20.327
19	26.646	23.354	28.469	22.166	1'40.635	217,3	12:36'00.962

Tempo di gara 32'45.781

54 S. STEFANELLI (1'38.816)							
Giro	Seg.1	Seg.2	Seg.3	Seg.4	T. Giro	km/h	Local Time
1		24.177	28.114	21.988	1'52.350	213,9	12:05'07.531
2	27.001	23.418	27.754	22.161	1'40.334	215,6	12:06'47.865
3	26.824	26.012	31.469	29.960	1'54.265	196,0	12:08'42.130
4	27.794	26.250	32.950	28.351	1'55.345	173,4	12:10'37.475
5	27.851	32.264	43.742	22.488	2'06.345	157,0	12:12'43.820
6	26.279	23.325	27.637	22.033	1'39.274	215,1	12:14'23.094
7	27.286	23.273	27.745	21.905	1'40.209	214,3	12:16'03.303
8	26.431	23.159	27.514	21.712	1'38.816	215,6	12:17'42.119
9	26.310	23.224	27.606	21.800	1'38.940	215,1	12:19'21.059
10	26.505	23.225	27.549	21.991	1'39.270	214,7	12:21'00.329
11	26.345	23.728	27.680	22.122	1'39.875	215,6	12:22'40.204
12	26.684	23.959	27.969	33.169	1'51.781	216,4	12:24'31.985
13	31.154	25.371	30.921			210,9	

Tempo di gara 21'16.804

56 C. BRUSA (1'38.197)							
Giro	Seg.1	Seg.2	Seg.3	Seg.4	T. Giro	km/h	Local Time
1		24.723	28.994	22.127	1'55.902	216,0	12:05'11.083
2	26.955	23.504	28.493	24.017	1'42.969	217,7	12:06'54.052
3	26.042	25.953	34.279	29.069	1'55.343	170,3	12:08'49.395
4	29.191	24.197	33.797	30.147	1'57.332	178,8	12:10'46.727
5	27.922	27.595	43.430	22.349	2'01.296	172,5	12:12'48.023
6	26.787	23.165	27.608	21.745	1'39.305	216,0	12:14'27.328
7	26.240	23.273	38.035	21.875	1'49.423	209,7	12:16'16.751
8	26.018	23.143	27.666	21.748	1'38.575	214,7	12:17'55.326
9	26.228	23.247	27.941	21.877	1'39.293	213,4	12:19'34.619
10	26.204	23.234	27.871	21.827	1'39.136	215,6	12:21'13.755
11	26.007	22.937	27.609	21.644	1'38.197	216,0	12:22'51.952
12	26.011	23.205	27.631	21.911	1'38.758	215,6	12:24'30.710
13	26.298	23.294	27.571	21.786	1'38.949	215,1	12:26'09.659
14	25.872	23.151	27.586	21.746	1'38.355	215,1	12:27'48.014
15	26.187	23.202	27.665	21.916	1'38.970	214,7	12:29'26.984
16	26.143	23.380	27.748	21.895	1'39.166	215,1	12:31'06.150
17	26.277	23.359	27.871	22.204	1'39.711	217,3	12:32'45.861
18	26.318	23.157	28.007	21.872	1'39.354	215,1	12:34'25.215
19	26.318	23.350	28.112	22.084	1'39.864	214,3	12:36'05.079

Tempo di gara 32'49.898

67 A. DE GIACOMI (1'38.112)							
Giro	Seg.1	Seg.2	Seg.3	Seg.4	T. Giro	km/h	Local Time
1		23.814	27.969	22.880	1'51.175	216,4	12:05'06.356
2	26.969	23.432	27.720	22.330	1'40.451	217,3	12:06'46.807
3	26.245	23.350	31.969	27.908	1'49.472	156,1	12:08'36.279
4	28.194	26.846	31.439	29.767	1'56.246	208,9	12:10'32.525
5	28.303	33.321	44.600	22.850	2'09.074	167,7	12:12'41.599
6	26.404	23.397	27.942	22.583	1'40.326	218,2	12:14'21.925
7	26.812	23.099	27.648	22.031	1'39.590	215,6	12:16'01.515
8	26.228	23.329	27.410	21.917	1'38.884	216,0	12:17'40.399
9	26.375	23.492	27.778	22.181	1'39.826	216,0	12:19'20.225
10	26.946	23.140	27.497	22.201	1'39.784	216,0	12:21'00.009
11	26.279	23.671	27.812	22.028	1'39.790	216,9	12:22'39.799
12	26.938	24.375	27.973	35.236	1'54.522	219,1	12:24'34.321
13	27.534	23.409	27.668	21.785	1'40.396	216,0	12:26'14.717
14	26.244	23.384	27.393	22.043	1'39.064	215,1	12:27'53.781
15	26.139	23.213	27.375	21.757	1'38.484	215,6	12:29'32.265
16	26.364	23.058	27.746	21.895	1'39.063	215,6	12:31'11.328
17	25.954	23.035	27.473	21.713	1'38.175	216,0	12:32'49.503
18	26.025	23.107	27.553	21.427	1'38.112	215,6	12:34'27.615
19	26.078	23.444	27.497	22.023	1'39.042	217,7	12:36'06.657

Tempo di gara 32'51.476

69 M. MONTAGNESE							
Giro	Seg.1	Seg.2	Seg.3	Seg.4	T. Giro	km/h	Local Time
1			24.885		28.413		
2	27.098	23.838	27.931	22.319	1'55.291	214,7	12:05'10.472

Tempo di gara 1'55.291

70 G. GIORGI (1'38.224)							
Giro	Seg.1	Seg.2	Seg.3	Seg.4	T. Giro	km/h	Local Time
1		24.032	28.245	22.399	1'50.121	214,3	12:05'05.302
2	26.868	23.676	27.759	21.805	1'40.108	216,4	12:06'45.410
3	26.312	23.317	32.136	26.549	1'48.314	171,2	12:08'33.724
4	29.518	27.080	30.745	29.744	1'57.087	210,1	12:10'30.811
5	28.306	33.615	44.585	23.185	2'09.691	181,5	12:12'40.502
6	27.217	23.655	27.597	22.134	1'40.603	218,6	12:14'21.105
7	26.202	23.219	27.784	22.199	1'39.404	217,7	12:16'00.509
8	26.255	23.584	27.568	21.947	1'39.354	216,9	12:17'39.863
9	26.644	23.468	27.592	21.805	1'39.509	217,7	12:19'19.372
10	26.645	23.235	28.239	22.006	1'40.125	202,6	12:20'59.497
11	26.422	23.710	27.830	21.890	1'39.852	217,7	12:22'39.349
12	27.057	23.966	44.894	22.087	1'58.004	213,4	12:24'37.353
13	26.370	23.280	27.496	21.592	1'38.738	217,3	12:26'16.091
14	26.257	23.059	27.619	21.588	1'38.523	216,0	12:27'54.614
15	26.019	23.045	27.484	21.676	1'38.224	216,4	12:29'32.838
16	43.905	25.333	27.920	21.904	1'59.062	214,7	12:31'31.900
17	26.253	23.508	27.867	22.108	1'39.736	217,3	12:33'11.636
18	26.342	23.570	27.512	22.349	1'39.773	215,1	12:34'51.409
19	26.951	23.462	28.413	23.422	1'42.248	216,4	12:36'33.657

Tempo di gara 33'18.476

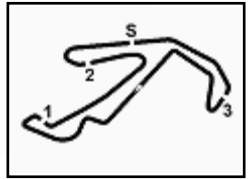
88 L. PASTORELLI (1'39.122)							
Giro	Seg.1	Seg.2	Seg.3	Seg.4	T. Giro	km/h	Local Time
1		24.034	28.175	22.369	1'49.752	215,6	12:05'04.933
2	26.981	23.709	27.577	21.809	1'40.076	216,0	12:06'45.009
3	26.318	23.087	31.814	26.868	1'48.087	175,3	12:08'33.096
4	29.459	26.729	31.036	29.874	1'57.098	214,3	12:10'30.194
5	28.165	33.948	44.411	23.400	2'09.924	182,1	12:12'40.118
6	26.549	23.389	28.376	22.099	1'40.413	215,1	12:14'20.531
7	26.486	23.128	27.559	21.949	1'39.122	215,1	12:15'59.653
8	26.830	23.530	27.546	22.050	1'39.956	214,7	12:17'39.609
9	26.741	23.316	27.531	21.985	1'39.573	215,1	12:19'19.182
10	26.605	23.213	27.785	22.046	1'39.649	214,7	12:20'58.831
11	26.595	23.401	28.286	21.911	1'40.193	204,5	12:22'39.024
12	26.608	23.521	27.862	21.948	1'39.939	214,7	12:24'18.963
13	26.475	23.390	27.820	21.913	1'39.598	215,6	12:25'58.561
14	26.374	23.856	27.975	21.957	1'40.162	216,0	12:27'38.723
15	26.751	23.375	27.806	21.864	1'39.796	216,0	12:29'18.519
16	26.530	23.360	27.652	22.051	1'39.593	215,1	12:30'58.112
17	26.533	23.437	27.589	22.244	1'39.803	215,6	12:32'37.915
18	27.332	24.024	27.810	21.975	1'41.141	215,1	12:34'19.056
19	26.891	23.466	27.955	22.527	1'40.839	210,9	12:35'59.895

Tempo di gara 32'44.714 + 5.000Pen

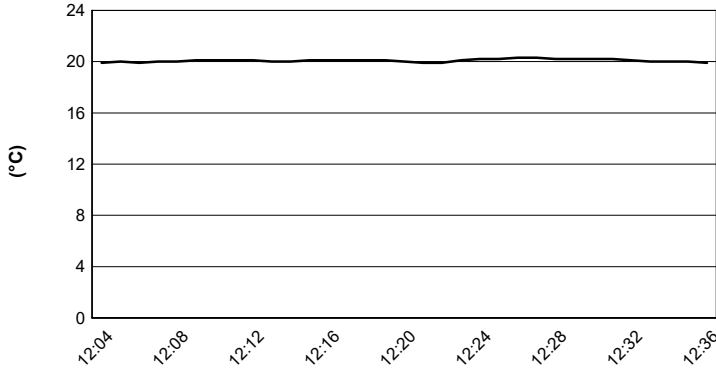
99 H. CHIRIGUT (1'57.916)							
Giro	Seg.1	Seg.2	Seg.3	Seg.4	T. Giro	km/h	Local Time
1		24.657	28.285	22.310	1'53.816	215,6	12:05'08.997
2	26.888	23.853	27.988	39.187	1'57.916	216,4	12:07'06.913
3	33.176						

Tempo di gara 3'51.732

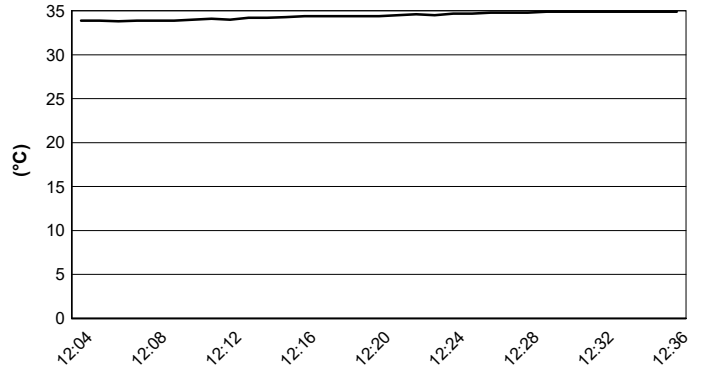





Air Temperature



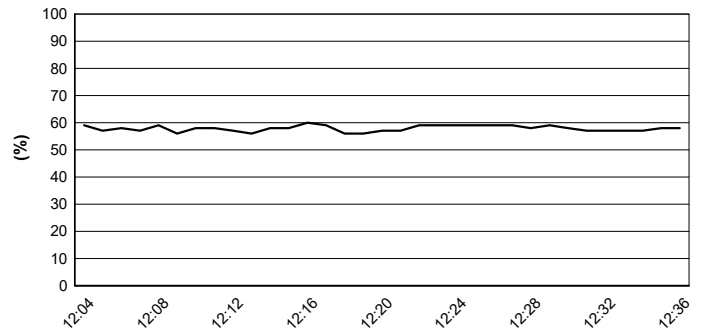
Track Temperature



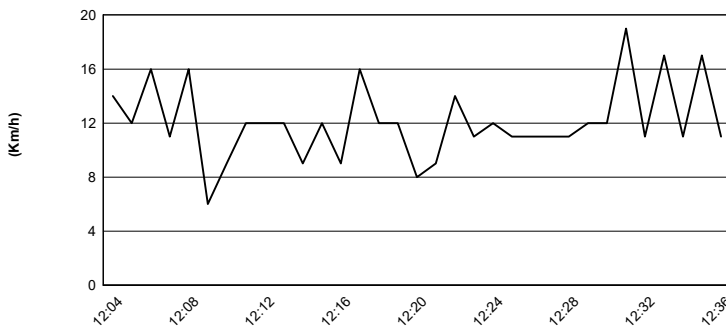
Air Pressure



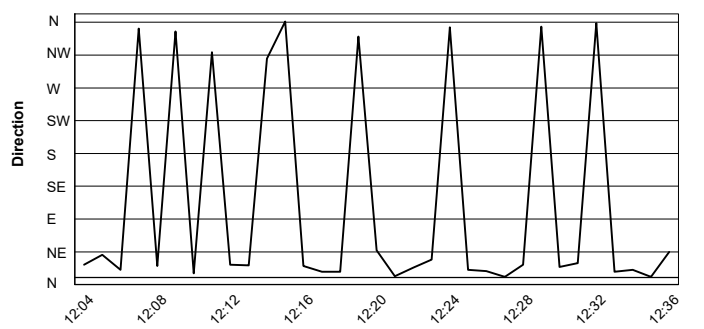
Humidity

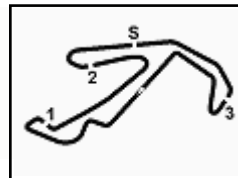


Wind Speed



Wind Direction





**ACI Racing Weekend Misano, 4-5 Maggio 2024**

**Porsche Carrera Cup Italia - Griglia Gara 2 (Durata: 30' +1 Giro)**

Misano Circuit Sic 58 4.226 m

99	<b>CHIRIGUT H.</b> Scuderia Villorba Corse	Porsche 1'38.938	56	<b>BRUSA C.</b> Prima Ghinzani Motorsport	Porsche 1'36.918	16
69	<b>MONTAGNESE M.</b> Team Malucelli	Porsche 1'38.300	52	<b>DE AMICIS A.</b> Ebimotors	Porsche 1'36.505	15
24	<b>FANT F.</b> Team Malucelli	Porsche 1'37.304	54	<b>STEFANELLI S.</b> Team Malucelli	Porsche 1'37.497	14
67	<b>DE GIACOMI A.</b> Tsunami RT	Porsche 1'37.171	19	<b>IMPERATO A.</b> Ombra Racing	Porsche 1'37.189	13
51	<b>GNEMMI P.</b> Ebimotors	Porsche 1'36.972	50	<b>FENICI F.</b> Raptor Engineering	Porsche 1'37.133	12
46	<b>PUJATTI N.</b> Scuderia Villorba Corse	Porsche 1'36.502	70	<b>GIORGI G.</b> BeDriver	Porsche 1'36.894	11
33	<b>FELBERMAYR H.</b> The Driving Experiences	Porsche 1'36.605	88	<b>PASTORELLI L.</b> Dinamic Motorsport	Porsche 1'36.710	10
14	<b>GIACON S.</b> Scuderia Villorba Corse	Porsche 1'36.301	44	<b>OLIVIERI F.</b> Raptor Engineering	Porsche 1'36.576	9
17	<b>SCHURING F.</b> Enrico Fulgenzi Racing	Porsche 1'36.217	7	<b>HALL B.</b> BeDriver	Porsche 1'36.234	8
25	<b>GREGOR D.</b> The Driving Experiences	Porsche 1'35.954	10	<b>ARMANNI P.</b> Prima Ghinzani Motorsport	Porsche 1'36.168	7
21	<b>BERTONELLI D.</b> The Driving Experiences	Porsche 1'35.927	32	<b>QUARESMINI G.</b> Tsunami RT	Porsche 1'35.931	6
40	<b>STIAK J.</b> Target Competition	Porsche 1'35.795	15	<b>FESTANTE A.</b> Dinamic Motorsport	Porsche 1'35.843	5
28	<b>BRASCHI F.</b> Dinamic Motorsport	Porsche 1'35.601	26	<b>KLEIN M.</b> Target Competition	Porsche 1'35.772	4
12	<b>ZENDELI L.</b> Ombra Racing	Porsche 1'35.499	3	<b>CERQUI A.</b> BeDriver	Porsche 1'35.540	3
8	<b>MASTERS K.</b> Team Q8 Hi-Perform	Porsche 1'35.133	38	<b>IAQUINTA S.</b> Prima Ghinzani Motorsport	Porsche 1'35.324	2
			1	<b>TEN VOORDE L.</b> Enrico Fulgenzi Racing	Porsche 1'35.002	1

Il pilota n.56 (Brusa C.) drop 8 posizioni per decisione n. 6 dei CC.SS.  
 Il pilota n.46 (Pujatti N.) drop 3 posizioni per decisione n. 7 dei CC.SS.  
 Il pilota n.52 De Amicis A.) drop 8 posizioni per decisione n. 8 dei CC.SS.

