

ACI Racing Weekend Vallelunga, 21-22 Settembre 2024

Porsche Carrera Cup Italia - Classifica Gara 2

Vallelunga 4.085 m

Giri 19 = 77,615 km - Media 143,941 km/h - Tempo di gara 32'21.165

Num.	Conditore	Naz	Concorrente	Team	Auto	Classe	Giri	Tempo	Dist.	Rel.	Giro Veloce
1	40 STIAK Janne	DEU	Target Competition	Target Competition	Porsche 911 GT3 CUP 99		19	32'21.165			5 1'34.720
2	21 BERTONELLI Diego	ITA	The Driving Experiences	The Driving Experiences	Porsche 911 GT3 CUP 99		19	32'21.940	0.775	0.775	9 1'34.891
3	12 ZENDELI Lirim	DEU	Ombra Racing	Ombra Racing	Porsche 911 GT3 CUP 99	R	19	32'22.572	1.407	0.632	6 1'35.138
4	17 SCHURING Flynt	NLD	Enrico Fulgenzi Racing	Enrico Fulgenzi Racing	Porsche 911 GT3 CUP 99		19	32'22.742	1.577	0.170	6 1'35.088
5	26 KLEIN Marvin	FRA	Target Competition	Target Competition	Porsche 911 GT3 CUP 99		19	32'23.397	2.232	0.655	7 1'35.120
6	8 MASTERS Keagan	ZAF	Ombra Racing	Team Q8 Hi-Perform	Porsche 911 GT3 CUP 99		19	32'23.589	2.424	0.192	9 1'35.071
7	28 BRASCHI Francesco	ITA	Dinamic Motorsport	Dinamic Motorsport	Porsche 911 GT3 CUP 99	R	19	32'24.022	2.857	0.433	8 1'35.234
8	11 GRAY Oliver	GBR	Ombra Racing	Ombra Racing	Porsche 911 GT3 CUP 99	R	19	32'24.655	3.490	0.633	9 1'35.423
9	38 IAQUINTA Simone	ITA	Prima Ghinzani Motorsport	Prima Ghinzani Motorsport	Porsche 911 GT3 CUP 99		19	32'25.127	3.962	0.472	5 1'35.204
10P	1 TEN VOORDE Larry	NLD	Enrico Fulgenzi Racing	Enrico Fulgenzi Racing	Porsche 911 GT3 CUP 99		19	32'25.441	4.276	0.314	4 1'34.501
11	15 FESTANTE Aldo	ITA	Dinamic Motorsport	Dinamic Motorsport	Porsche 911 GT3 CUP 99		19	32'25.718	4.553	0.277	5 1'35.162
12	33 FELBERMAYR Horst Felix	AUT	The Driving Experiences	The Driving Experiences	Porsche 911 GT3 CUP 99		19	32'26.876	5.711	1.158	13 1'35.385
13	24 FANT Filippo	ITA	Team Malucelli	Team Malucelli	Porsche 911 GT3 CUP 99	R	19	32'29.072	7.907	2.196	12 1'35.544
14	7 HALL Bayley	AUS	BeDriver	BeDriver	Porsche 911 GT3 CUP 99		19	32'29.370	8.205	0.298	5 1'35.481
15	50 FENICI Francesco Maria	ITA	Raptor Engineering	Raptor Engineering	Porsche 911 GT3 CUP 99	MC	19	32'32.632	11.467	3.262	10 1'36.506
16	67 DE GIACOMI Alex	ITA	Tsunami RT	Tsunami RT	Porsche 911 GT3 CUP 99	MC	19	32'33.240	12.075	0.608	12 1'36.375
17P	32 QUARESMINI Gianmarco	ITA	Tsunami RT	Tsunami RT	Porsche 911 GT3 CUP 99		19	32'33.254	12.089	0.014	5 1'35.628
18	52 DE AMICIS Alberto	ITA	Ebimotors	Ebimotors	Porsche 911 GT3 CUP 99	MC	19	32'33.610	12.445	0.356	7 1'35.956
19P	14 GIACON Steven	ITA	Scuderia Villorba Corse	Scuderia Villorba Corse	Porsche 911 GT3 CUP 99	R	19	32'33.646	12.481	0.036	12 1'35.726
20	99 CHIRIGUT Horia-Traian	ROU	Scuderia Villorba Corse	Scuderia Villorba Corse	Porsche 911 GT3 CUP 99	MC	19	32'36.942	15.777	3.296	10 1'38.667
21	51 GNEMMI Paolo	ITA	Ebimotors	Ebimotors	Porsche 911 GT3 CUP 99	MC	19	32'37.414	16.249	0.472	6 1'36.544
22	60 GALASSI Marco	SMR	Team Malucelli	Team Malucelli	Porsche 911 GT3 CUP 99	MC	19	32'37.438	16.273	0.024	8 1'37.910
23P	10 ARMANNI Pietro	ITA	Prima Ghinzani Motorsport	Prima Ghinzani Motorsport	Porsche 911 GT3 CUP 99		19	32'42.956	21.791	5.518	6 1'35.524
24P	19 IMPERATO Anthony	USA	Ombra Racing	Ombra Racing	Porsche 911 GT3 CUP 99		19	32'46.368	25.203	3.412	10 1'38.714
25P	25 GREGOR Daniel	DEU	The Driving Experiences	The Driving Experiences	Porsche 911 GT3 CUP 99	R	19	33'04.378	43.213	18.010	7 1'35.464
26	54 STEFANELLI Stefano	ITA	Team Malucelli	Team Malucelli	Porsche 911 GT3 CUP 99	MC	18	30'54.191	1 Giro	1 Giro	5 1'36.402
27	3 CERQUI Alberto	ITA	BeDriver	BeDriver	Porsche 911 GT3 CUP 99		15	24'26.236	4 Giri	3 Giri	5 1'35.766
28	46 PUJATTI Nicholas	ITA	Scuderia Villorba Corse	Scuderia Villorba Corse	Porsche 911 GT3 CUP 99	R	14	22'42.473	5 Giri	1 Giro	9 1'35.652
----- Non Classificati -----											
RIT	44 OLIVIERI Flavio	ITA	Raptor Engineering	Raptor Engineering	Porsche 911 GT3 CUP 99	R	3	5'01.753	16 Giri		3 1'36.176

Partenti: 29 Classificati: 28 Non Classificati: 0 Ritirati: 1 Non Partiti: 0

Giro Veloce N. 4 Num. 1 Larry ten Voorde Tempo 1'34.501 Media. 155,617 Km/h

Umidità	57%	Aria	21°C
Condizioni	DRY	Pista	27°C

Penalty and Infringment

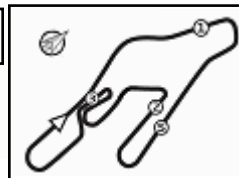
11.36	1 L. TEN VOORDE	#1 Time Penalty 5 sec - Stewards dec. n. 6
11.38	19 A. IMPERATO	#19 Time Penalty 10 sec - Stewards dec. n. 7
15.08	14 S. GIACON	#14 Time Penalty 5 sec - Stewards dec n. 10
15.08	25 D. GREGOR	#25 Time Penalty 25 sec - Stewards dec n. 11
15.09	10 P. ARMANNI	#10 Time Penalty 10 sec - Stewards dec n. 12
15.09	32 G. QUARESMINI	#32 Time Penalty 5 sec - Stewards dec n. 13

Stewards : Paolo Longoni Gabriele Lancieri Sandro Carruba

Inizio 22/09/2024 11:33 Fine 12:06

Esposta alle:





ACI Racing Weekend Vallelunga, 21-22 Settembre 2024
Porsche Carrera Cup Italia - Classifica di Classe Gara 2

Michelin Cup

Giri 19 = 77,615 km - Media 143,096 km/h - Tempo di gara 32'32.632

Num.	Conducente	Naz	Concorrente	Team	Auto	Giri	Tempo	Dist.	Rel.	Giro Veloce
1	50 FENICI Francesco Maria	ITA	Raptor Engineering	Raptor Engineering	Porsche 911 GT3 CUP 99	19	32'32.632			10 1'36.506
2	67 DE GIACOMI Alex	ITA	Tsunami RT	Tsunami RT	Porsche 911 GT3 CUP 99	19	32'33.240	0.608	0.608	12 1'36.375
3	52 DE AMICIS Alberto	ITA	Ebimotors	Ebimotors	Porsche 911 GT3 CUP 99	19	32'33.610	0.978	0.370	7 1'35.956
4	99 CHIRIGUT Horia-Traian	ROU	Scuderia Villorba Corse	Scuderia Villorba Corse	Porsche 911 GT3 CUP 99	19	32'36.942	4.310	3.332	10 1'38.667
5	51 GNEMMI Paolo	ITA	Ebimotors	Ebimotors	Porsche 911 GT3 CUP 99	19	32'37.414	4.782	0.472	6 1'36.544
6	60 GALASSI Marco	SMR	Team Malucelli	Team Malucelli	Porsche 911 GT3 CUP 99	19	32'37.438	4.806	0.024	8 1'37.910
7	54 STEFANELLI Stefano	ITA	Team Malucelli	Team Malucelli	Porsche 911 GT3 CUP 99	18	30'54.191	1 Giro	1 Giro	5 1'36.402

Partenti: 7 Classificati: 7 Non Classificati: 0 Ritirati: 0 Non Partiti: 0

Giro Veloce N. 7 Num. 52 Alberto De Amicis Tempo 1'35.956 Media. 153,258 Km/h

Rookie

Giri 19 = 77,615 km - Media 143,837 km/h - Tempo di gara 32'22.572

Num.	Conducente	Naz	Concorrente	Team	Auto	Giri	Tempo	Dist.	Rel.	Giro Veloce
1	12 ZENDELI Lirim	DEU	Ombra Racing	Ombra Racing	Porsche 911 GT3 CUP 99	19	32'22.572			6 1'35.138
2	28 BRASCHI Francesco	ITA	Dinamic Motorsport	Dinamic Motorsport	Porsche 911 GT3 CUP 99	19	32'24.022	1.450	1.450	8 1'35.234
3	11 GRAY Oliver	GBR	Ombra Racing	Ombra Racing	Porsche 911 GT3 CUP 99	19	32'24.655	2.083	0.633	9 1'35.423
4	24 FANT Filippo	ITA	Team Malucelli	Team Malucelli	Porsche 911 GT3 CUP 99	19	32'29.072	6.500	4.417	12 1'35.544
5P	14 GIACON Steven	ITA	Scuderia Villorba Corse	Scuderia Villorba Corse	Porsche 911 GT3 CUP 99	19	32'33.646	11.074	4.574	12 1'35.726
6P	25 GREGOR Daniel	DEU	The Driving Experiences	The Driving Experiences	Porsche 911 GT3 CUP 99	19	33'04.378	41.806	30.732	7 1'35.464
7	46 PUJATTI Nicholas	ITA	Scuderia Villorba Corse	Scuderia Villorba Corse	Porsche 911 GT3 CUP 99	14	22'42.473	5 Giri	5 Giri	9 1'35.652

----- Non Classificati -----

RIT	44 OLIVIERI Flavio	ITA	Raptor Engineering	Raptor Engineering	Porsche 911 GT3 CUP 99	3	5'01.753	16 Giri		3 1'36.176
-----	---------------------------	-----	--------------------	--------------------	------------------------	---	----------	----------------	--	------------

Partenti: 8 Classificati: 7 Non Classificati: 0 Ritirati: 1 Non Partiti: 0

Giro Veloce N. 6 Num. 12 Lirim Zendeli Tempo 1'35.138 Media. 154,575 Km/h

Umidità	57%	Aria	21°C
Condizioni	DRY	Pista	27°C

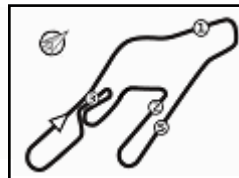
Stewards : Paolo Longoni Gabriele Lancieri Sandro Carrubba

Inizio 22/09/2024 11:33 Fine 12:06

Esposta alle:

Powered by FICr PERUGIA TIMING



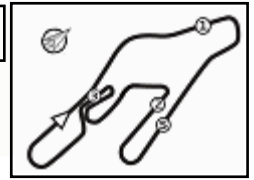


Vallelunga 4.085 m

		Giro																		
	1	2	3	4	5	6	7	8	9	10	11	12	13	14	15	16	17	18	19	
1	1	1	1	1	1	1	1	1	1	1	1	1	1	1	1	1	1	1	1	1
2	40	40	40	40	40	40	40	40	40	40	40	40	40	40	40	40	40	40	40	40
3	21	21	21	21	21	21	21	21	21	21	21	21	21	21	21	21	21	21	21	21
4	12	12	12	12	12	12	12	12	12	12	12	12	12	12	12	12	12	12	12	12
5	17	17	17	17	17	17	17	17	17	17	17	17	17	17	17	17	17	17	17	17
6	8	8	26	26	26	26	26	26	26	26	26	26	26	26	26	26	26	26	26	26
7	28	26	8	8	8	8	8	8	8	8	8	8	8	8	8	8	8	8	8	8
8	26	28	28	28	28	28	28	28	28	28	28	28	28	28	28	28	28	28	28	28
9	11	11	11	11	11	11	11	11	11	11	11	11	11	11	11	11	11	11	11	11
10	7	7	7	7	7	38	38	38	38	38	38	38	38	38	38	38	38	38	38	38
11	3	3	38	38	38	7	7	15	15	15	15	15	15	15	15	15	15	15	15	15
12	38	38	15	15	15	15	15	7	7	7	7	7	7	7	7	7	7	7	7	33
13	15	15	3	3	3	3	3	3	3	32	32	32	32	32	32	32	32	32	32	32
14	32	32	32	32	32	32	32	32	32	33	33	33	33	33	33	33	33	33	33	14
15	44	33	33	33	33	33	33	33	33	33	3	3	3	46	14	14	14	14	14	24
16	33	44	44	10	10	10	46	46	46	46	46	46	46	14	24	24	24	24	24	7
17	10	10	10	14	14	46	14	14	14	14	14	14	14	24	3	50	50	50	50	50
18	14	14	14	46	46	14	24	24	24	24	24	24	24	3	50	51	51	51	51	10
19	46	46	46	24	24	50	50	50	50	50	50	50	50	50	51	67	67	10	67	67
20	24	24	24	50	50	51	51	51	51	51	51	51	51	51	67	10	10	67	52	52
21	50	50	50	51	51	51	67	67	67	67	67	67	67	67	10	52	52	52	19	19
22	25	51	51	67	67	67	54	54	54	54	54	54	54	10	52	25	25	25	99	99
23	19	19	67	54	54	54	10	10	10	10	10	10	10	52	25	54	54	54	54	51
24	51	54	54	52	52	52	52	52	52	52	52	52	52	25	54	19	19	19	60	60
25	54	67	99	99	99	25	25	25	25	25	25	25	25	54	19	99	99	99	99	25
26	67	52	52	19	25	99	99	99	99	99	99	19	19	19	99	60	60	60		
27	52	99	19	25	19	19	19	19	19	19	19	99	99	99	60					
28	60	25	25	60	60	60	60	60	60	60	60	60	60	60						
29	99	60	60																	

Final Result		
1	40 STIAK J.	Giri 19
2	21 BERTONELLI D.	0.775
3	12 ZENDELI L.	1.407
4	17 SCHURING F.	1.577
5	26 KLEIN M.	2.232
6	8 MASTERS K.	2.424
7	28 BRASCHI F.	2.857
8	11 GRAY O.	3.490
9	38 IAQUINTA S.	3.962
10	1 TEN VOORDE L. (P)	4.276
11	15 FESTANTE A.	4.553
12	33 FELBERMAYR H.	5.711
13	32 QUARESMINI G.	7.089
14	14 GIACON S.	7.481
15	24 FANT F.	7.907
16	7 HALL B.	8.205
17	50 FENICI F.	11.467
18	10 ARMANNI P.	11.791
19	67 DE GIACOMI A.	12.075
20	52 DE AMICIS A.	12.445
21	99 CHIRIGUT H.	15.777
22	51 GNEMMI P.	16.249
23	60 GALASSI M.	16.273
24	25 GREGOR D.	18.213
25	19 IMPERATO A. (P)	25.203
26	54 STEFANELLI S.	1 Giro
27	3 CERQUI A.	4 Giri
28	46 PUJATTI N.	5 Giri
RIT	44 OLIVIERI F.	16 Giri





CLASSIFICA

1	40 STIAK Janne	Porsche 911 GT3 CUP 992	Giri 19
2	21 BERTONELLI Diego	Porsche 911 GT3 CUP 992	0.775
3	12 ZENDELI Lirim	Porsche 911 GT3 CUP 992	1.407
4	17 SCHURING Flynt	Porsche 911 GT3 CUP 992	1.577
5	26 KLEIN Marvin	Porsche 911 GT3 CUP 992	2.232
6	8 MASTERS Keagan	Porsche 911 GT3 CUP 992	2.424
7	28 BRASCHI Francesco	Porsche 911 GT3 CUP 992	2.857
8	11 GRAY Oliver	Porsche 911 GT3 CUP 992	3.490
9	38 IAQUINTA Simone	Porsche 911 GT3 CUP 992	3.962
10	1 TEN VOORDE Larry	Porsche 911 GT3 CUP 992	4.276
11	15 FESTANTE Aldo	Porsche 911 GT3 CUP 992	4.553
12	33 FELBERMAYR Horst Felix	Porsche 911 GT3 CUP 992	5.711
13	32 QUARESMINI Gianmarco	Porsche 911 GT3 CUP 992	7.089
14	14 GIACON Steven	Porsche 911 GT3 CUP 992	7.481
15	24 FANT Filippo	Porsche 911 GT3 CUP 992	7.907
16	7 HALL Bayley	Porsche 911 GT3 CUP 992	8.205
17	50 FENICI Francesco Maria	Porsche 911 GT3 CUP 992	11.467
18	10 ARMANNI Pietro	Porsche 911 GT3 CUP 992	11.791
19	67 DE GIACOMI Alex	Porsche 911 GT3 CUP 992	12.075
20	52 DE AMICIS Alberto	Porsche 911 GT3 CUP 992	12.445
21	99 CHIRIGUT Horia-Traian	Porsche 911 GT3 CUP 992	15.777
22	51 GNEMMI Paolo	Porsche 911 GT3 CUP 992	16.249
23	60 GALASSI Marco	Porsche 911 GT3 CUP 992	16.273
24	25 GREGOR Daniel	Porsche 911 GT3 CUP 992	18.213
25	19 IMPERATO Anthony	Porsche 911 GT3 CUP 992	25.203
26	54 STEFANELLI Stefano	Porsche 911 GT3 CUP 992	1 Giro
27	3 CERQUI Alberto	Porsche 911 GT3 CUP 992	4 Giri
28	46 PUJATTI Nicholas	Porsche 911 GT3 CUP 992	5 Giri
29	44 OLIVIERI Flavio	Porsche 911 GT3 CUP 992	16 Giri

SPEED

1	17 SCHURING Flynt	Porsche 911 GT3 CUP 992	238,4
2	44 OLIVIERI Flavio	Porsche 911 GT3 CUP 992	238,4
3	32 QUARESMINI Gianmarco	Porsche 911 GT3 CUP 992	237,9
4	8 MASTERS Keagan	Porsche 911 GT3 CUP 992	237,4
5	28 BRASCHI Francesco	Porsche 911 GT3 CUP 992	237,4
6	38 IAQUINTA Simone	Porsche 911 GT3 CUP 992	237,4
7	46 PUJATTI Nicholas	Porsche 911 GT3 CUP 992	237,4
8	21 BERTONELLI Diego	Porsche 911 GT3 CUP 992	237,4
9	11 GRAY Oliver	Porsche 911 GT3 CUP 992	236,8
10	15 FESTANTE Aldo	Porsche 911 GT3 CUP 992	236,8
11	33 FELBERMAYR Horst Felix	Porsche 911 GT3 CUP 992	236,8
12	25 GREGOR Daniel	Porsche 911 GT3 CUP 992	236,8
13	26 KLEIN Marvin	Porsche 911 GT3 CUP 992	236,8
14	12 ZENDELI Lirim	Porsche 911 GT3 CUP 992	236,3
15	10 ARMANNI Pietro	Porsche 911 GT3 CUP 992	236,3
16	52 DE AMICIS Alberto	Porsche 911 GT3 CUP 992	236,3
17	14 GIACON Steven	Porsche 911 GT3 CUP 992	236,3
18	51 GNEMMI Paolo	Porsche 911 GT3 CUP 992	235,8
19	3 CERQUI Alberto	Porsche 911 GT3 CUP 992	235,8
20	24 FANT Filippo	Porsche 911 GT3 CUP 992	235,8
21	67 DE GIACOMI Alex	Porsche 911 GT3 CUP 992	235,8
22	7 HALL Bayley	Porsche 911 GT3 CUP 992	235,3
23	40 STIAK Janne	Porsche 911 GT3 CUP 992	235,3
24	1 TEN VOORDE Larry	Porsche 911 GT3 CUP 992	234,8
25	50 FENICI Francesco Maria	Porsche 911 GT3 CUP 992	234,3
26	19 IMPERATO Anthony	Porsche 911 GT3 CUP 992	234,3
27	54 STEFANELLI Stefano	Porsche 911 GT3 CUP 992	234,3
28	99 CHIRIGUT Horia-Traian	Porsche 911 GT3 CUP 992	233,3
29	60 GALASSI Marco	Porsche 911 GT3 CUP 992	232,8

SEG. 1

1	1 TEN VOORDE Larry	12.393
2	17 SCHURING Flynt	12.419
3	21 BERTONELLI Diego	12.445
4	28 BRASCHI Francesco	12.450
5	46 PUJATTI Nicholas	12.470
6	8 MASTERS Keagan	12.470
7	26 KLEIN Marvin	12.480
8	40 STIAK Janne	12.508
9	12 ZENDELI Lirim	12.520
10	32 QUARESMINI Gianmarco	12.526
11	33 FELBERMAYR Horst Feli	12.528
12	38 IAQUINTA Simone	12.532
13	25 GREGOR Daniel	12.538
14	10 ARMANNI Pietro	12.542
15	7 HALL Bayley	12.548
16	15 FESTANTE Aldo	12.552
17	14 GIACON Steven	12.556
18	11 GRAY Oliver	12.568
19	3 CERQUI Alberto	12.621
20	54 STEFANELLI Stefano	12.630
21	52 DE AMICIS Alberto	12.651
22	44 OLIVIERI Flavio	12.657
23	51 GNEMMI Paolo	12.672
24	24 FANT Filippo	12.684
25	50 FENICI Francesco Maria	12.687
26	67 DE GIACOMI Alex	12.718
27	99 CHIRIGUT Horia-Traian	12.894
28	19 IMPERATO Anthony	12.895
29	60 GALASSI Marco	13.042

SEG. 2

1	1 TEN VOORDE Larry	32.945
2	40 STIAK Janne	32.993
3	12 ZENDELI Lirim	33.006
4	26 KLEIN Marvin	33.021
5	28 BRASCHI Francesco	33.029
6	8 MASTERS Keagan	33.044
7	15 FESTANTE Aldo	33.049
8	21 BERTONELLI Diego	33.060
9	38 IAQUINTA Simone	33.078
10	14 GIACON Steven	33.125
11	32 QUARESMINI Gianmarco	33.134
12	17 SCHURING Flynt	33.141
13	33 FELBERMAYR Horst Feli	33.143
14	11 GRAY Oliver	33.167
15	7 HALL Bayley	33.168
16	24 FANT Filippo	33.171
17	3 CERQUI Alberto	33.183
18	10 ARMANNI Pietro	33.207
19	46 PUJATTI Nicholas	33.252
20	25 GREGOR Daniel	33.265
21	44 OLIVIERI Flavio	33.317
22	54 STEFANELLI Stefano	33.389
23	52 DE AMICIS Alberto	33.425
24	67 DE GIACOMI Alex	33.431
25	50 FENICI Francesco Maria	33.557
26	51 GNEMMI Paolo	33.607
27	99 CHIRIGUT Horia-Traian	34.022
28	60 GALASSI Marco	34.133
29	19 IMPERATO Anthony	34.180

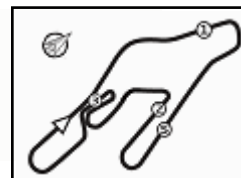
SEG. 3

1	1 TEN VOORDE Larry	28.571
2	40 STIAK Janne	28.590
3	21 BERTONELLI Diego	28.663
4	17 SCHURING Flynt	28.744
5	8 MASTERS Keagan	28.746
6	10 ARMANNI Pietro	28.778
7	26 KLEIN Marvin	28.779
8	15 FESTANTE Aldo	28.821
9	38 IAQUINTA Simone	28.833
10	12 ZENDELI Lirim	28.848
11	25 GREGOR Daniel	28.849
12	32 QUARESMINI Gianmarco	28.862
13	3 CERQUI Alberto	28.883
14	7 HALL Bayley	28.899
15	11 GRAY Oliver	28.905
16	28 BRASCHI Francesco	28.914
17	24 FANT Filippo	28.946
18	33 FELBERMAYR Horst Feli	28.954
19	46 PUJATTI Nicholas	28.978
20	52 DE AMICIS Alberto	29.003
21	51 GNEMMI Paolo	29.015
22	67 DE GIACOMI Alex	29.020
23	50 FENICI Francesco Maria	29.052
24	14 GIACON Steven	29.082
25	54 STEFANELLI Stefano	29.150
26	44 OLIVIERI Flavio	29.157
27	60 GALASSI Marco	29.304
28	19 IMPERATO Anthony	29.875
29	99 CHIRIGUT Horia-Traian	29.915

SEG. 4

1	1 TEN VOORDE Larry	20.456
2	40 STIAK Janne	20.531
3	21 BERTONELLI Diego	20.603
4	15 FESTANTE Aldo	20.604
5	28 BRASCHI Francesco	20.642
6	12 ZENDELI Lirim	20.663
7	38 IAQUINTA Simone	20.663
8	17 SCHURING Flynt	20.670
9	11 GRAY Oliver	20.677
10	26 KLEIN Marvin	20.678
11	8 MASTERS Keagan	20.681
12	25 GREGOR Daniel	20.694
13	33 FELBERMAYR Horst Feli	20.709
14	32 QUARESMINI Gianmarco	20.720
15	24 FANT Filippo	20.740
16	46 PUJATTI Nicholas	20.748
17	7 HALL Bayley	20.755
18	14 GIACON Steven	20.767
19	10 ARMANNI Pietro	20.776
20	52 DE AMICIS Alberto	20.781
21	3 CERQUI Alberto	20.788
22	44 OLIVIERI Flavio	20.826
23	54 STEFANELLI Stefano	20.829
24	67 DE GIACOMI Alex	20.930
25	50 FENICI Francesco Maria	20.947
26	51 GNEMMI Paolo	20.962
27	19 IMPERATO Anthony	20.997
28	60 GALASSI Marco	21.196
29	99 CHIRIGUT Horia-Traian	21.393





Start at 11:33'11.955

1 / 5

1 L. TEN VOORDE (1'34.501)								8 K. MASTERS (1'35.071)							
Giro	Seg.1	Seg.2	Seg.3	Seg.4	T. Giro	km/h	Local Time	Giro	Seg.1	Seg.2	Seg.3	Seg.4	T. Giro	km/h	Local Time
1		34.049	29.451	20.749	1'42.116	231,8	11:34'54.071	1		34.293	30.246	21.186	1'44.873	237,4	11:34'56.828
2	12.498	33.259	28.897	20.634	1'35.288	231,8	11:36'29.359	2	12.646	33.471	29.150	20.948	1'36.215	237,4	11:36'33.043
3	12.423	33.073	28.832	20.456	1'34.784	232,8	11:38'04.143	3	12.492	33.195	29.876	20.922	1'36.485	235,8	11:38'09.528
4	12.418	32.945	28.571	20.567	1'34.501	233,8	11:39'38.644	4	12.527	33.455	28.847	20.695	1'35.524	236,3	11:39'45.052
5	12.453	33.008	28.645	20.606	1'34.712	233,3	11:41'13.356	5	12.505	33.190	29.186	20.746	1'35.627	234,8	11:41'20.679
6	12.458	33.099	28.707	20.668	1'34.932	233,3	11:42'48.288	6	12.504	33.230	28.918	20.748	1'35.400	236,3	11:42'56.079
7	12.410	33.177	28.708	20.631	1'34.926	234,8	11:44'23.214	7	12.573	33.762	29.042	20.718	1'36.095	235,8	11:44'32.174
8	12.466	33.228	28.747	20.590	1'35.031	233,3	11:45'58.245	8	12.499	33.066	28.800	20.724	1'35.089	235,8	11:46'07.263
9	12.479	33.103	28.776	20.641	1'34.999	233,8	11:47'33.244	9	12.521	33.044	28.817	20.689	1'35.071	235,3	11:47'42.334
10	12.432	33.112	28.818	20.647	1'35.009	233,3	11:49'08.253	10	12.470	33.121	28.958	20.739	1'35.288	235,3	11:49'17.622
11	12.401	33.054	28.658	20.647	1'34.760	233,3	11:50'43.013	11	12.504	33.196	28.932	20.681	1'35.313	236,3	11:50'52.935
12	12.401	33.431	28.847	20.701	1'35.380	233,8	11:52'18.393	12	12.486	33.257	28.746	20.826	1'35.315	236,8	11:52'28.250
13	12.418	33.070	28.737	20.708	1'34.933	233,8	11:53'53.326	13	12.532	33.179	28.956	20.793	1'35.460	236,8	11:54'03.710
14	12.411	33.075	28.937	20.774	1'35.197	233,8	11:55'28.523	14	12.536	33.248	29.034	20.863	1'35.681	236,3	11:55'39.391
15	12.393	33.129	28.976	20.857	1'35.355	234,3	11:57'03.878	15	12.516	33.273	28.873	23.669	1'38.331	236,8	11:57'17.722
16	19.136	39.333	30.863	21.700	1'51.032	206,5	11:58'54.910	16	16.844	36.666	30.312	22.594	1'46.416	216,0	11:59'04.138
17	20.479	1'01.003	42.399	31.464	2'35.345	95,2	12:01'30.255	17	16.573	1'00.618	41.763	30.799	2'29.753	89,6	12:01'33.891
18	25.289	50.402	47.362	23.389	2'26.442	120,9	12:03'56.697	18	25.265	50.297	47.426	22.505	2'25.493	124,0	12:03'59.384
19	12.571	33.329	29.035	20.764	1'35.699	234,8	12:05'32.396	19	12.801	33.368	29.024	20.967	1'36.160	236,3	12:05'35.544

Tempo di gara 32'20.441 + 5.000Pen

Tempo di gara 32'23.589

3 A. CERQUI (1'35.766)								10 P. ARMANNI (1'35.524)							
Giro	Seg.1	Seg.2	Seg.3	Seg.4	T. Giro	km/h	Local Time	Giro	Seg.1	Seg.2	Seg.3	Seg.4	T. Giro	km/h	Local Time
1		34.504	31.111	21.181	1'46.642	234,3	11:34'58.597	1		34.847	31.093	21.754	1'48.438	234,8	11:35'00.393
2	12.841	33.743	29.492	20.952	1'37.028	233,8	11:36'35.625	2	12.928	33.919	29.724	21.059	1'37.630	234,3	11:36'38.023
3	12.674	33.183	29.757	21.404	1'37.018	233,8	11:38'12.643	3	12.741	33.443	29.197	21.019	1'36.400	235,8	11:38'14.423
4	12.713	33.434	28.883	20.788	1'35.818	234,8	11:39'48.461	4	12.575	33.889	29.019	21.084	1'36.567	235,3	11:39'50.990
5	12.628	33.220	29.024	20.894	1'35.766	233,8	11:41'24.227	5	12.545	33.330	29.111	20.922	1'35.908	235,3	11:41'26.898
6	12.722	33.550	29.202	20.944	1'36.418	235,8	11:43'00.645	6	12.732	33.238	28.778	20.776	1'35.524	235,8	11:43'02.422
7	12.723	33.238	29.035	20.913	1'35.909	233,8	11:44'36.554	7	13.404	33.773	29.810	30.317	1'47.304	234,8	11:44'49.726
8	12.632	33.576	29.268	20.920	1'36.396	233,8	11:46'12.950	8	15.389	33.470	29.123	20.824	1'38.806	234,8	11:46'28.532
9	12.730	33.285	28.957	20.840	1'35.812	233,3	11:47'48.762	9	12.602	33.495	29.224	20.831	1'36.152	234,8	11:48'04.684
10	12.621	33.456	29.222	20.838	1'36.137	234,3	11:49'24.899	10	12.542	33.318	29.082	20.872	1'35.814	234,3	11:49'40.498
11	12.674	33.502	29.947	21.707	1'37.830	233,8	11:51'02.729	11	12.546	33.411	28.991	20.878	1'35.826	235,3	11:51'16.324
12	12.692	33.446	29.314	21.045	1'36.497	234,3	11:52'39.226	12	12.583	33.520	29.098	21.049	1'36.250	236,3	11:52'52.574
13	12.729	33.494	29.342	21.006	1'36.571	234,8	11:54'15.797	13	12.688	33.319	29.387	21.183	1'36.577	236,3	11:54'29.151
14	12.680	33.748	32.347	22.631	1'41.406	233,3	11:55'57.203	14	12.726	33.690	30.038	20.946	1'37.400	236,3	11:56'06.551
15	13.164	35.090	30.287	22.447	1'40.988	233,8	11:57'38.191	15	12.632	33.207	32.206	24.096	1'42.141	236,3	11:57'48.692
16								16	15.146	34.250	30.804	21.897	1'42.097	234,3	11:59'30.789
17								17	14.009	47.402	43.664	28.803	2'13.878	138,1	12:01'44.667
18								18	23.817	49.539	44.983	22.230	2'20.569	106,4	12:04'05.236
19								19	13.363	34.392	29.575	22.345	1'39.675	233,8	12:05'44.911

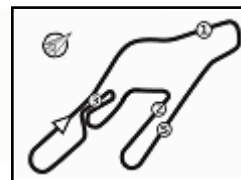
Tempo di gara 24'26.236

Tempo di gara 32'32.956 + 10.000Pen

7 B. HALL (1'35.481)								11 O. GRAY (1'35.423)							
Giro	Seg.1	Seg.2	Seg.3	Seg.4	T. Giro	km/h	Local Time	Giro	Seg.1	Seg.2	Seg.3	Seg.4	T. Giro	km/h	Local Time
1		34.711	30.552	21.345	1'46.194	232,8	11:34'58.149	1		34.558	30.628	21.225	1'45.741	236,8	11:34'57.696
2	12.674	33.519	29.619	20.975	1'36.787	234,3	11:36'34.936	2	12.743	33.494	29.626	20.866	1'36.729	235,3	11:36'34.425
3	12.656	33.272	29.221	20.844	1'35.993	234,8	11:38'10.929	3	12.634	33.394	29.058	20.773	1'35.859	235,3	11:38'10.284
4	12.600	33.313	28.959	20.864	1'35.736	234,3	11:39'46.665	4	12.611	33.425	28.954	20.796	1'35.786	234,8	11:39'46.070
5	12.578	33.168	28.980	20.755	1'35.481	234,3	11:41'22.146	5	12.623	33.217	28.966	20.732	1'35.538	235,8	11:41'21.608
6	12.573	33.293	29.596	20.952	1'36.414	235,3	11:42'58.560	6	12.630	33.300	28.963	20.732	1'35.625	235,3	11:42'57.233
7	12.637	33.255	29.059	20.805	1'35.756	234,8	11:44'34.316	7	12.602	33.362	28.952	20.843	1'35.759	235,3	11:44'32.992
8	12.609	33.420	29.472	21.605	1'37.106	234,8	11:46'11.422	8	12.590	33.280	28.985	20.763	1'35.618	235,3	11:46'08.610
9	12.607	33.268	28.947	20.832	1'35.654	234,8	11:47'47.076	9	12.607	33.228	28.905	20.683	1'35.423	235,8	11:47'44.033
10	12.611	33.498	28.899	20.763	1'35.771	234,3	11:49'22.847	10	12.568	33.167	29.009	20.710	1'35.454	235,8	11:49'19.487
11	12.612	33.169	29.032	20.854	1'35.667	234,3	11:50'58.514	11	12.623	33.501	28.937	20.697	1'35.758	234,3	11:50'55.245
12	12.565	33.232	28.984	20.897	1'35.678	234,8	11:52'34.192	12	12.587	33.372	28.913	20.724	1'35.596	235,3	11:52'30.841
13	12.569	33.350	29.120	20.869	1'35.908	234,8	11:54'10.100	13	12.571	33.340	29.076	20.677	1'35.664	235,8	11:54'06.505
14	12.568	33.271	29.010	20.780	1'35.629	234,8	11:55'45.729	14	12.632	33.261	29.026	20.798	1'35.717	235,8	11:55'42.222
15	12.548	33.352	28.962	23.364	1'38.226	234,8	11:57'23.955	15	12.600	33.179	29.229	23.167	1'38.175	235,8	11:57'20.397
16	16.889	39.106	32.682	23.297	1'51.974	181,2	11:59'15.929	16	16.758	37.542	30.723	22.077	1'47.100	224,5	11:59'07.497
17	16.628	53.178	41.827	29.710	2'21.343	109,2	12:01'37.272	17	15.861	59.982	41.736	30.483	2'28.062	76,5	12:01'35.559
18	25.071	50.290	46.791	21.628	2'23.780	117,6	12:04'01.052								
19	12.865	34.289	31.494	21.625	1'40.273	229,3	12:05'41.320								

Tempo di gara 32'29.375





Start at 11:33'11.955

2 / 5

18	25.090	50.329	47.081	21.911	2'24.411	145,6	12:03'59.970	15	12.590	33.236	29.223	24.192	1'39.241	236,3	11:57'23.038
19	12.789	33.615	29.336	20.900	1'36.640	235,3	12:05'36.610	16	17.176	39.285	32.857	23.324	1'52.642	184,6	11:59'15.680

Tempo di gara 32'24.655

12 L. ZENDELI (1'35.138)

Giro	Seg.1	Seg.2	Seg.3	Seg.4	T. Giro	km/h	Local Time
1		34.630	29.883	20.935	1'43.963	230,8	11:34'55.918
2	12.625	33.447	29.208	20.854	1'36.134	234,8	11:36'32.052
3	12.558	33.254	29.051	20.706	1'35.569	234,8	11:38'07.621
4	12.587	33.228	29.115	20.775	1'35.705	234,8	11:39'43.326
5	12.520	33.142	28.860	20.663	1'35.185	234,8	11:41'18.511
6	12.528	33.006	28.852	20.752	1'35.138	235,3	11:42'53.649
7	12.544	33.147	28.935	20.744	1'35.370	234,8	11:44'29.019
8	12.527	33.206	28.848	20.698	1'35.279	235,3	11:46'04.298
9	12.647	33.251	28.888	20.862	1'35.648	234,3	11:47'39.946
10	12.627	33.149	29.017	20.752	1'35.545	234,3	11:49'15.491
11	12.528	33.144	28.910	20.766	1'35.348	234,8	11:50'50.839
12	12.568	33.104	28.924	20.669	1'35.265	234,3	11:52'26.104
13	12.549	33.076	28.972	20.816	1'35.413	234,8	11:54'01.517
14	12.559	33.063	28.996	20.834	1'35.452	235,3	11:55'36.969
15	12.541	33.156	28.920	22.894	1'37.511	234,8	11:57'14.480
16	16.194	36.697	31.554	22.330	1'46.775	220,4	11:59'01.255
17	16.475	1'00.747	42.170	31.117	2'30.509	96,9	12:01'31.764
18	25.659	50.403	47.184	22.992	2'26.238	126,8	12:03'58.002
19	12.628	33.458	29.329	21.110	1'36.525	236,3	12:05'34.527

Tempo di gara 32'22.572

14 S. GIACON (1'35.726)

Giro	Seg.1	Seg.2	Seg.3	Seg.4	T. Giro	km/h	Local Time
1		35.208	31.031	21.628	1'48.838	232,8	11:35'00.793
2	12.822	34.168	29.760	21.108	1'37.858	235,3	11:36'38.651
3	12.697	33.623	29.497	21.040	1'36.857	235,3	11:38'15.508
4	12.721	33.484	29.299	21.029	1'36.533	235,3	11:39'52.041
5	12.692	33.411	29.289	20.767	1'36.159	235,3	11:41'28.200
6	12.659	33.325	29.482	21.579	1'37.045	235,3	11:43'05.245
7	12.723	33.256	29.263	21.096	1'36.338	236,3	11:44'41.583
8	12.644	33.199	29.221	21.032	1'36.096	235,3	11:46'17.679
9	12.610	33.401	29.082	20.804	1'35.897	235,3	11:47'53.576
10	12.608	33.277	29.191	20.818	1'35.894	234,8	11:49'29.470
11	12.556	33.158	29.148	20.868	1'35.730	235,3	11:51'05.200
12	12.556	33.274	29.105	20.791	1'35.726	235,3	11:52'40.926
13	12.649	33.184	29.288	20.984	1'36.105	235,8	11:54'17.031
14	12.580	33.261	30.324	21.307	1'37.472	235,3	11:55'54.503
15	12.688	33.125	31.025	22.541	1'39.379	234,8	11:57'33.882
16	13.504	35.550	32.301	22.469	1'43.824	206,1	11:59'17.706
17	16.674	53.130	42.235	29.613	2'21.652	122,6	12:01'39.358
18	24.905	50.397	45.824	21.856	2'22.982	115,4	12:04'02.340
19	12.836	33.781	30.259	21.385	1'38.261	235,8	12:05'40.601

Tempo di gara 32'28.646 + 5.000Pen

15 A. FESTANTE (1'35.162)

Giro	Seg.1	Seg.2	Seg.3	Seg.4	T. Giro	km/h	Local Time
1		34.708	31.228	21.479	1'47.342	236,8	11:34'59.297
2	12.669	33.555	29.872	20.921	1'37.017	236,3	11:36'36.314
3	12.625	33.267	29.002	21.072	1'35.966	236,3	11:38'12.280
4	12.648	33.221	28.937	20.604	1'35.410	235,3	11:39'47.690
5	12.564	33.049	28.821	20.728	1'35.162	236,3	11:41'22.852
6	12.583	33.225	29.355	20.845	1'36.008	236,3	11:42'58.860
7	12.615	33.420	29.007	20.818	1'35.860	236,3	11:44'34.720
8	12.622	33.314	28.989	20.720	1'35.645	235,8	11:46'10.365
9	12.644	33.168	28.960	20.689	1'35.461	234,8	11:47'45.826
10	12.572	33.244	28.883	20.687	1'35.386	234,8	11:49'21.212
11	12.560	33.206	29.044	20.796	1'35.606	234,8	11:50'56.818
12	12.585	33.163	29.079	20.646	1'35.473	235,3	11:52'32.291
13	12.627	33.294	29.030	20.716	1'35.667	234,8	11:54'07.958
14	12.552	33.335	29.174	20.778	1'35.839	234,8	11:55'43.797

Tempo di gara 32'36.368 + 10.000Pen

21 D. BERTONELLI (1'34.891)

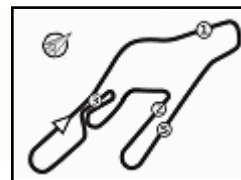
Giro	Seg.1	Seg.2	Seg.3	Seg.4	T. Giro	km/h	Local Time
1		34.277	29.510	21.036	1'43.499	234,3	11:34'55.454
2	12.622	33.407	29.230	20.769	1'36.028	233,8	11:36'31.482
3	12.589	33.172	28.869	20.701	1'35.331	233,8	11:38'06.813
4	12.514	33.127	28.781	20.667	1'35.089	235,8	11:39'41.902
5	12.513	33.148	28.713	20.603	1'34.977	233,8	11:41'16.879
6	12.499	33.098	28.734	20.628	1'34.959	235,3	11:42'51.838
7	12.516	33.083	28.663	20.694	1'34.956	235,3	11:44'26.794
8	12.464	33.143	28.787	20.619	1'35.013	234,3	11:46'01.807
9	12.482	33.085	28.690	20.634	1'34.891	234,8	11:47'36.698
10	12.471	33.214	28.900	20.863	1'35.448	234,8	11:49'12.146
11	12.451	33.117	28.793	20.668	1'35.029	234,8	11:50'47.175



ACI Racing Weekend Vallelunga, 21-22 Settembre 2024

Porsche Carrera Cup Italia - Analisi Tempi Gara 2

6.5



Vallelunga 4.085 m

Start at 11:33'11.955

3 / 5

12	12.451	33.060	28.731	20.761	1'35.003	235,3	11:52'22.178	9	12.498	33.410	28.845	20.851	1'35.604	233,8	11:47'40.868
13	12.470	33.142	28.716	20.677	1'35.005	235,3	11:53'57.183	10	12.553	33.204	28.794	20.892	1'35.443	235,3	11:49'16.311
14	12.445	33.241	28.782	20.777	1'35.245	235,8	11:55'32.428	11	12.532	33.299	28.990	20.741	1'35.562	235,8	11:50'51.873
15	12.474	33.078	28.861	22.232	1'36.645	235,8	11:57'09.073	12	12.541	33.528	28.828	20.883	1'35.780	235,8	11:52'27.653
16	15.770	38.929	30.899	22.515	1'48.113	196,0	11:58'57.186	13	12.491	33.128	28.931	20.760	1'35.310	236,3	11:54'02.963
17	19.369	1'00.987	42.310	31.446	2'34.112	101,4	12:01'31.298	14	12.592	33.235	29.037	20.809	1'35.673	234,8	11:55'38.636
18	25.196	50.354	47.524	23.290	2'26.364	129,2	12:03'57.662	15	12.493	33.292	28.873	22.747	1'37.405	236,8	11:57'16.041
19	12.572	33.412	29.273	20.976	1'36.233	237,4	12:05'33.895	16	16.363	36.789	31.355	22.734	1'47.241	193,2	11:59'03.282
Tempo di gara 32'21.940								17	16.347	1'00.581	41.825	31.057	2'29.810	89,8	12:01'33.092
Tempo di gara 32'23.397								18	25.271	50.610	47.430	22.474	2'25.785	115,8	12:03'58.877
Tempo di gara 32'29.072								19	12.800	33.426	29.224	21.025	1'36.475	234,8	12:05'35.352

24 F. FANT (1'35.544)

Giro	Seg.1	Seg.2	Seg.3	Seg.4	T. Giro	km/h	Local Time
1		35.282	30.683	21.929	1'49.436	228,8	11:35'01.391
2	12.850	34.167	29.993	21.046	1'38.056	233,8	11:36'39.447
3	12.851	33.706	29.214	20.966	1'36.737	233,3	11:38'16.184
4	12.845	33.836	29.164	20.946	1'36.791	234,3	11:39'52.975
5	12.727	33.675	29.021	20.805	1'36.228	232,8	11:41'29.203
6	12.765	33.359	29.305	20.925	1'36.354	234,8	11:43'05.557
7	12.779	33.671	29.162	20.876	1'36.488	233,8	11:44'42.045
8	12.791	33.289	29.022	20.979	1'36.081	235,8	11:46'18.126
9	12.738	33.497	28.989	20.860	1'36.084	233,3	11:47'54.210
10	12.714	33.204	29.280	20.770	1'35.968	234,3	11:49'30.178
11	12.684	33.384	29.115	20.817	1'36.000	233,3	11:51'06.178
12	12.687	33.171	28.946	20.740	1'35.544	233,3	11:52'41.722
13	12.733	33.759	29.242	20.796	1'36.530	233,3	11:54'18.252
14	12.769	33.301	29.685	21.030	1'36.785	233,8	11:55'55.037
15	12.816	33.439	30.706	22.584	1'39.545	234,3	11:57'34.582
16	13.412	36.169	31.783	22.714	1'44.078	181,8	11:59'18.660
17	16.838	53.152	41.982	30.223	2'22.195	120,9	12:01'40.855
18	24.721	49.994	45.343	21.702	2'21.760	110,0	12:04'02.615
19	12.904	34.105	29.858	21.545	1'38.412	234,8	12:05'41.027

28 F. BRASCHI (1'35.234)

Giro	Seg.1	Seg.2	Seg.3	Seg.4	T. Giro	km/h	Local Time
1		34.737	30.198	21.189	1'45.068	235,3	11:34'57.023
2	12.669	33.486	29.844	20.759	1'36.758	237,4	11:36'33.781
3	12.507	33.062	29.485	20.984	1'36.038	233,8	11:38'09.819
4	12.500	33.439	28.939	20.697	1'35.575	237,4	11:39'45.394
5	12.475	33.122	29.177	20.759	1'35.533	237,4	11:41'20.927
6	12.557	33.094	29.239	20.642	1'35.532	236,8	11:42'56.459
7	12.520	33.513	29.265	20.836	1'36.134	236,3	11:44'32.593
8	12.517	33.029	28.957	20.731	1'35.234	236,3	11:46'07.827
9	12.514	33.200	28.914	20.642	1'35.270	234,8	11:47'43.097
10	12.516	33.031	29.243	20.653	1'35.443	234,8	11:49'18.540
11	12.485	33.108	29.084	20.658	1'35.335	234,8	11:50'53.875
12	12.450	33.166	29.041	20.684	1'35.341	234,3	11:52'29.216
13	12.495	33.211	28.938	20.734	1'35.378	234,3	11:54'04.594
14	12.514	33.316	29.223	20.851	1'35.904	234,8	11:55'40.498
15	12.481	33.184	29.186	23.180	1'38.031	235,3	11:57'18.529
16	16.511	37.174	31.031	22.394	1'47.110	208,1	11:59'05.639
17	15.554	1'01.091	41.624	30.804	2'29.073	85,2	12:01'34.712
18	24.926	50.403	47.420	22.152	2'24.901	129,2	12:03'59.613
19	12.883	33.459	29.103	20.919	1'36.364	235,3	12:05'35.977

25 D. GREGOR (1'35.464)

Giro	Seg.1	Seg.2	Seg.3	Seg.4	T. Giro	km/h	Local Time
1		36.560	31.119	21.629	1'49.991	233,3	11:35'01.946
2	12.800	34.321	50.239	21.001	1'58.361	236,8	11:37'00.307
3	12.670	33.364	29.303	20.784	1'36.121	233,8	11:38'36.428
4	12.597	33.265	29.115	20.792	1'35.769	234,3	11:40'12.197
5	12.587	33.376	29.991	21.579	1'37.533	234,8	11:41'49.730
6	13.251	34.720	29.091	20.769	1'37.831	233,8	11:43'27.561
7	12.623	33.298	28.849	20.694	1'35.464	234,3	11:45'03.025
8	12.596	33.325	28.874	20.805	1'35.600	234,3	11:46'38.625
9	12.546	33.350	28.895	20.696	1'35.487	233,8	11:48'14.112
10	12.538	33.335	28.938	20.826	1'35.637	233,8	11:49'49.749
11	12.551	33.525	29.032	20.797	1'35.905	234,3	11:51'25.654
12	12.572	33.418	28.916	21.187	1'36.093	234,3	11:53'01.747
13	12.607	33.391	28.889	20.823	1'35.710	234,3	11:54'37.457
14	12.605	33.330	29.079	21.068	1'36.082	234,3	11:56'13.539
15	12.682	33.442	30.024	21.324	1'37.472	234,8	11:57'51.011
16	15.732	34.667	30.995	21.567	1'42.961	233,8	11:59'33.972
17	13.247	48.565	42.869	28.539	2'13.220	123,6	12:01'47.192
18	23.151	49.635	43.745	22.093	2'18.624	98,9	12:04'05.816
19	13.457	35.403	30.177	26.480	1'45.517	236,8	12:05'51.333

Tempo di gara 32'39.378 + 25.000Pen

26 M. KLEIN (1'35.120)

Giro	Seg.1	Seg.2	Seg.3	Seg.4	T. Giro	km/h	Local Time
1		33.709	32.167	21.236	1'45.368	233,3	11:34'57.323
2	12.623	33.456	29.013	20.866	1'35.958	234,8	11:36'33.281
3	12.596	33.021	29.427	20.678	1'35.722	236,3	11:38'09.003
4	12.480	33.082	28.811	20.792	1'35.165	235,3	11:39'44.168
5	12.538	33.152	28.784	20.717	1'35.191	234,3	11:41'19.359
6	12.561	33.138	28.851	20.736	1'35.286	236,8	11:42'54.645
7	12.492	33.155	28.779	20.694	1'35.120	234,8	11:44'29.765
8	12.512	33.185	28.949	20.853	1'35.499	235,8	11:46'05.264

Tempo di gara 32'28.254 + 5.000Pen

33 H. FELBERMAYR (1'35.385)

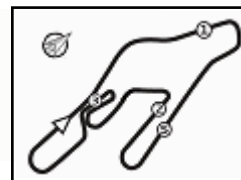
Giro	Seg.1	Seg.2	Seg.3	Seg.4	T. Giro	km/h	Local Time
1		34.821	30.695	21.808	1'48.134	233,3	11:35'00.089
2	12.768	33.750	29.557	21.004	1'37.079	236,8	11:36'37.168
3	12.624	33.462	29.110	20.952	1'36.148	235,3	11:38'13.316
4	12.650	33.420	29.564	20.956	1'36.590	235,8	11:39'49.906
5	12.590	33.227	29.017	20.772	1'35.606	234,8	11:41'25.512

22/09/2024

P = Box In/Out - C = Tempo Invalidato

Powered by FICr PERUGIA TIMING





Start at 11:33'11.955

4 / 5

6	12.651	33.456	29.059	20.849	1'36.015	234,8	11:43'01.527	3	12.657	33.447	29.157	20.915	1'36.176	235,3	11:38'13.708		
7	12.659	33.373	29.031	20.920	1'35.983	235,8	11:44'37.510										
8	12.674	33.329	29.141	20.975	1'36.119	235,3	11:46'13.629										
9	12.617	33.428	29.079	20.862	1'35.986	236,3	11:47'49.615										
10	12.578	33.252	29.254	20.899	1'35.983	235,8	11:49'25.598										
11	12.553	33.335	29.633	21.174	1'36.695	236,3	11:51'02.293										
12	12.528	33.263	29.045	20.776	1'35.612	235,3	11:52'37.905										
13	12.579	33.143	28.954	20.709	1'35.385	235,8	11:54'13.290										
14	12.654	33.949	29.128	20.788	1'36.519	235,3	11:55'49.809										
15	12.547	33.312	29.101	21.939	1'36.899	234,3	11:57'26.708										
16	16.229	38.529	32.679	22.792	1'50.229	180,3	11:59'16.937										
17	16.916	53.066	42.205	29.401	2'21.588	115,0	12:01'38.525										
18	24.977	50.139	46.470	21.676	2'23.262	110,3	12:04'01.787										
19	12.647	33.734	29.622	21.041	1'37.044	235,8	12:05'38.831										

Tempo di gara 5'01.753

46 N. PUJATTI (1'35.652)

Giro	Seg.1	Seg.2	Seg.3	Seg.4	T. Giro	km/h	Local Time
1		35.340	30.791	21.912	1'49.170	232,8	11:35'01.125
2	12.822	34.099	29.945	20.979	1'37.845	235,8	11:36'38.970
3	12.668	33.810	29.412	20.926	1'36.816	235,3	11:38'15.786
4	12.604	33.949	29.117	20.933	1'36.603	235,8	11:39'52.389
5	12.629	33.656	29.125	20.748	1'36.158	235,8	11:41'28.547
6	12.558	33.465	29.067	21.239	1'36.329	237,4	11:43'04.876
7	12.550	33.439	29.201	20.898	1'36.088	234,8	11:44'40.964
8	12.551	33.252	28.992	20.965	1'35.760	235,3	11:46'16.724
9	12.470	33.351	28.983	20.848	1'35.652	234,3	11:47'52.376
10	12.520	33.479	28.978	20.937	1'35.914	233,8	11:49'28.290
11	12.509	33.356	28.988	20.940	1'35.793	234,8	11:51'04.083
12	12.500	33.595	29.069	21.017	1'36.181	236,3	11:52'40.264
13	12.519	33.287	29.311	20.932	1'36.049	235,3	11:54'16.313
14	12.512	33.535	30.088	21.980	1'38.115	236,8	11:55'54.428

Tempo di gara 22'42.473

38 S. IAQUINTA (1'35.204)

Giro	Seg.1	Seg.2	Seg.3	Seg.4	T. Giro	km/h	Local Time
1		34.884	30.790	21.276	1'46.993	236,8	11:34'58.948
2	12.631	33.723	29.765	20.829	1'36.948	235,3	11:36'35.896
3	12.579	33.336	29.195	20.801	1'35.911	234,8	11:38'11.807
4	12.730	33.120	28.833	20.791	1'35.474	235,3	11:39'47.281
5	12.543	33.078	28.882	20.701	1'35.204	235,3	11:41'22.485
6	12.554	33.176	29.222	20.732	1'35.684	237,4	11:42'58.169
7	12.577	33.184	28.920	20.775	1'35.456	235,3	11:44'33.625
8	12.603	33.195	28.956	20.735	1'35.489	234,3	11:46'09.114
9	12.532	33.225	29.004	20.722	1'35.483	235,8	11:47'44.597
10	12.544	33.129	29.242	20.817	1'35.732	236,8	11:49'20.329
11	12.641	33.208	28.934	20.663	1'35.446	235,8	11:50'55.775
12	12.584	33.229	28.987	20.870	1'35.670	235,3	11:52'31.445
13	12.630	33.343	29.010	20.780	1'35.763	234,8	11:54'07.208
14	12.590	33.223	29.112	20.927	1'35.852	235,8	11:55'43.060
15	12.557	33.318	29.228	24.461	1'39.564	234,8	11:57'22.624
16	16.956	38.966	32.935	23.567	1'52.424	190,8	11:59'15.048
17	16.376	52.814	41.820	30.015	2'21.025	107,4	12:01'36.073
18	25.208	50.539	46.905	21.664	2'24.316	130,4	12:04'00.389
19	12.758	33.559	29.326	21.050	1'36.693	234,8	12:05'37.082

Tempo di gara 32'25.127

40 J. STIAK (1'34.720)

Giro	Seg.1	Seg.2	Seg.3	Seg.4	T. Giro	km/h	Local Time
1		34.121	29.351	20.884	1'42.755	231,3	11:34'54.710
2	12.587	33.309	28.878	20.670	1'35.444	234,3	11:36'30.154
3	12.534	33.237	28.789	20.714	1'35.274	233,8	11:38'05.428
4	12.543	33.014	28.701	20.597	1'34.855	233,8	11:39'40.283
5	12.547	32.993	28.649	20.531	1'34.720	234,3	11:41'15.003
6	12.542	33.119	28.590	20.647	1'34.898	234,8	11:42'49.901
7	12.508	33.116	28.749	20.626	1'34.999	234,3	11:44'24.900
8	12.548	33.110	28.776	20.681	1'35.115	234,3	11:46'00.015
9	12.541	33.173	28.793	20.739	1'35.246	234,3	11:47'35.261
10	12.528	33.113	28.742	20.671	1'35.054	234,3	11:49'10.315
11	12.539	33.138	28.775	20.686	1'35.138	233,8	11:50'45.453
12	12.538	33.190	28.753	20.816	1'35.297	234,3	11:52'20.750
13	12.542	33.145	28.803	20.584	1'35.074	234,8	11:53'55.824
14	12.521	33.140	28.844	20.730	1'35.235	234,8	11:55'31.059
15	12.527	33.124	28.889	21.090	1'35.630	234,8	11:57'06.689
16	16.986	39.495	30.715	21.802	1'48.998	213,4	11:58'55.687
17	20.133	1'01.101	42.408	31.455	2'35.097	96,2	12:01'30.784
18	25.207	50.421	47.319	23.441	2'26.388	122,0	12:03'57.172
19	12.696	33.264	29.153	20.835	1'35.948	235,3	12:05'33.120

Tempo di gara 32'21.165

44 F. OLIVIERI (1'36.176)

Giro	Seg.1	Seg.2	Seg.3	Seg.4	T. Giro	km/h	Local Time
1		35.027	30.895	21.896	1'47.989	236,3	11:34'59.944
2	12.762	33.711	30.289	20.826	1'37.588	236,3	11:36'37.532

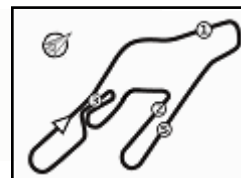
50 F. FENICI (1'36.506)

Giro	Seg.1	Seg.2	Seg.3	Seg.4	T. Giro	km/h	Local Time
1		35.440	31.372	21.737	1'49.778	230,8	11:35'01.733
2	12.847	34.393	30.006	21.173	1'38.419	233,8	11:36'40.152
3	12.784	33.839	29.460	21.109	1'37.192	233,3	11:38'17.344
4	12.724	33.845	29.400	21.083	1'37.052	234,3	11:39'54.396
5	12.804	33.557	29.762	20.947	1'37.070	233,3	11:41'31.466
6	12.687	33.620	29.198	21.061	1'36.566	233,8	11:43'08.032
7	12.765	33.744	29.276	20.990	1'36.775	232,3	11:44'44.807
8	12.775	33.659	29.432	21.156	1'37.022	233,3	11:46'21.829
9	12.798	33.672	29.052	21.024	1'36.546	232,3	11:47'58.375
10	12.741	33.624	29.192	20.949	1'36.506	232,3	11:49'34.881
11	12.759	33.743	29.324	21.061	1'36.887	232,3	11:51'11.768
12	12.762	33.726	29.498	21.073	1'37.059	232,3	11:52'48.827
13	12.840	33.579	29.410	21.044	1'36.873	232,3	11:54'25.700
14	12.779	33.709	29.252	21.089	1'36.829	231,8	11:56'02.529
15	12.779	33.713	31.265	23.444	1'41.201	232,8	11:57'43.730
16	14.933	35.311	30.892	22.392	1'43.528	226,4	11:59'27.258
17	14.013	48.537	42.761	28.975	2'14.286	127,2	12:01'41.544
18	24.589	50.077	45.745	22.133	2'22.544	115,6	12:04'04.088
19	13.908	34.420	30.071	22.100	1'40.499	231,8	12:05'44.587

Tempo di gara 32'32.632

51 P. GNEMMI (1'36.544)

Giro	Seg.1	Seg.2	Seg.3	Seg.4	T. Giro	km/h	Local Time
1		35.531	32.142	21.481	1'50.968	231,3	11:35'02.923
2	12.873	34.370	30.572	21.132	1'38.947	234,3	11:36'41.870
3	12.782	33.847	29.330	21.005	1'36.964	234,3	11:38'18.834
4	12.672	33.887	29.313	21.025	1'36.897	234,8	11:39'5



Start at 11:33'11.955

5 / 5

52 A. DE AMICIS (1'35.956)							
Giro	Seg.1	Seg.2	Seg.3	Seg.4	T. Giro	km/h	Local Time

1		36.137	31.978	21.743	1'52.355	232,8	11:35'04.310
2	12.907	34.410	30.249	21.598	1'39.164	235,8	11:36'43.474
3	13.462	39.251	29.460	21.203	1'43.376	196,7	11:38'26.850
4	13.031	34.632	29.322	20.929	1'37.914	230,3	11:40'04.764
5	12.779	33.576	29.150	20.941	1'36.446	234,3	11:41'41.210
6	12.651	33.425	29.175	20.781	1'36.032	234,3	11:43'17.242
7	12.681	33.426	29.003	20.846	1'35.956	234,3	11:44'53.198
8	12.784	33.695	29.385	20.963	1'36.827	234,8	11:46'30.025
9	12.743	33.534	29.385	20.956	1'36.618	234,3	11:48'06.643
10	12.680	33.505	29.500	21.032	1'36.717	233,3	11:49'43.360
11	12.697	33.441	29.554	20.974	1'36.666	234,3	11:51'20.026
12	12.660	33.618	29.410	20.916	1'36.604	233,3	11:52'56.630
13	12.733	33.963	29.363	21.005	1'37.064	233,3	11:54'33.694
14	12.808	33.533	29.537	21.109	1'36.987	233,8	11:56'10.681
15	12.737	33.819	30.509	22.145	1'39.210	233,8	11:57'49.891
16	14.891	34.928	30.503	21.651	1'41.973	231,8	11:59'31.864
17	14.037	47.219	43.674	28.745	2'13.675	143,2	12:01'45.539
18	23.681	50.065	44.150	22.247	2'20.143	85,9	12:04'05.682
19	13.461	34.875	30.187	21.360	1'39.883	236,3	12:05'45.565

Tempo di gara 32'33.610

54 S. STEFANELLI (1'36.402)							
Giro	Seg.1	Seg.2	Seg.3	Seg.4	T. Giro	km/h	Local Time

1		36.069	32.055	21.451	1'51.528	232,8	11:35'03.483
2	13.065	34.506	30.242	21.661	1'39.474	230,3	11:36'42.957
3	13.542	35.300	30.112	21.018	1'39.972	226,9	11:38'22.929
4	12.706	33.674	29.271	20.884	1'36.535	232,8	11:39'59.464
5	12.704	33.462	29.312	20.924	1'36.402	233,8	11:41'35.866
6	12.793	33.563	29.334	20.990	1'36.680	233,8	11:43'12.546
7	12.782	33.616	29.454	20.829	1'36.681	233,3	11:44'49.227
8	12.766	33.712	29.276	21.070	1'36.824	231,8	11:46'26.051
9	12.643	33.389	29.267	21.119	1'36.418	234,3	11:48'02.469
10	12.764	33.696	29.150	20.940	1'36.550	231,3	11:49'39.019
11	12.638	33.821	29.234	20.921	1'36.614	233,3	11:51'15.633
12	12.688	33.649	29.296	20.962	1'36.595	234,3	11:52'52.228
13	12.630	33.451	29.271	21.177	1'36.529	234,3	11:54'28.757
14	12.774	33.571	40.773	21.760	1'48.878	233,3	11:56'17.635
15	12.852	33.500	32.259	22.294	1'40.905	232,3	11:57'58.540
16	13.364	35.893	31.856	21.835	1'42.948	218,2	11:59'41.488
17	13.279	42.119	42.644	28.580	2'06.622	134,7	12:01'48.110
18	22.905	50.304	42.895	21.932	2'18.036	95,0	12:04'06.146

Tempo di gara 30'54.191

60 M. GALASSI (1'37.910)							
Giro	Seg.1	Seg.2	Seg.3	Seg.4	T. Giro	km/h	Local Time

1		35.504	31.662	21.401	1'52.981	230,3	11:35'04.936
2	13.092	59.673	30.051	21.483	2'04.299	232,8	11:37'09.235
3	13.166	34.164	29.847	21.375	1'38.552	231,8	11:38'47.787
4	13.165	34.401	29.637	21.407	1'38.610	231,3	11:40'26.397
5	13.156	34.229	29.823	21.420	1'38.628	232,3	11:42'05.025
6	13.207	34.264	29.587	21.442	1'38.500	231,3	11:43'43.525
7	13.117	34.350	29.308	21.458	1'38.233	230,8	11:45'21.758
8	13.069	34.341	29.304	21.196	1'37.910	231,3	11:46'59.668
9	13.042	34.215	29.716	21.478	1'38.451	230,8	11:48'38.119
10	13.104	34.133	29.912	21.606	1'38.755	230,8	11:50'16.874
11	13.193	34.300	30.030	21.811	1'39.334	230,3	11:51'56.208
12	13.125	34.416	29.858	21.915	1'39.314	230,8	11:53'35.522
13	13.200	34.562	30.152	21.755	1'39.669	230,8	11:55'15.191
14	13.147	34.377	30.100	21.593	1'39.217	231,8	11:56'54.408
15	14.689	38.628	32.566	23.960	1'49.843	211,4	11:58'44.251
16	14.738	36.236	30.764	22.130	1'43.868	226,9	12:00'28.119
17	13.705	35.171	31.233	22.005	1'42.114	231,3	12:02'10.233
18	13.619	40.991	41.808	21.963	1'58.381	109,1	12:04'08.614

67 A. DE GIACOMI (1'36.375)							
Giro	Seg.1	Seg.2	Seg.3	Seg.4	T. Giro	km/h	Local Time

1		35.664	32.109	21.569	1'51.994	230,8	11:35'03.949
2	13.031	34.383	30.256	21.665	1'39.335	234,3	11:36'43.284
3	13.314	34.437	29.231	21.254	1'38.236	232,3	11:38'21.520
4	12.958	33.450	29.231	21.161	1'36.800	234,8	11:39'58.320
5	12.855	33.640	29.064	21.089	1'36.648	234,8	11:41'34.968
6	12.895	33.601	29.168	21.107	1'36.771	234,3	11:43'11.739
7	12.830	33.563	29.140	20.970	1'36.503	233,8	11:44'48.242
8	12.863	33.615	29.287	21.287	1'37.052	234,3	11:46'25.294
9	12.749	33.506	29.157	21.193	1'36.605	233,8	11:48'01.899
10	12.782	33.609	29.020	21.110	1'36.521	233,3	11:49'38.420
11	12.817	33.575	29.120	21.020	1'36.532	234,3	11:51'14.952
12	12.792	33.431	29.121	21.031	1'36.375	233,8	11:52'51.327
13	12.805	33.492	29.263	20.930	1'36.490	234,8	11:54'27.817
14	12.757	33.669	29.053	21.104	1'36.583	234,8	11:56'04.400
15	12.718	33.731	32.847	23.526	1'42.822	235,8	11:57'47.222
16	13.997	36.136	30.703	22.498	1'43.334	225,9	11:59'30.556
17	13.434	47.644	42.954	29.347	2'13.379	135,8	12:01'43.935
18	23.843	49.655	45.299	22.586	2'21.383	106,3	12:04'05.318
19	13.653	34.573	29.819	21.832	1'39.877	232,8	12:05'45.195

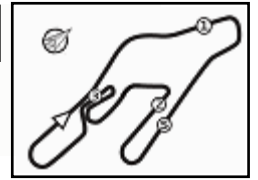
Tempo di gara 32'33.240

99 H. CHIRIGUT (1'38.667)							
Giro	Seg.1	Seg.2	Seg.3	Seg.4	T. Giro	km/h	Local Time

1		36.211	32.458	21.902	1'53.855	227,8	11:35'05.810
2	13.329	34.572	30.261	21.685	1'39.847	232,8	11:36'45.657
3	13.289	35.459	30.232	21.752	1'40.732	229,8	11:38'26.389
4	13.246	35.998	30.837	22.052	1'42.133	226,4	11:40'08.522
5	13.438	34.839	31.170	21.600	1'41.047	231,3	11:41'49.569
6	13.284	35.226	29.929	21.573	1'40.012	232,8	11:43'29.581
7	13.123	34.326	30.156	21.628	1'39.233	231,3	11:45'08.814
8	13.172	34.401	29.976	21.704	1'39.253	231,3	11:46'48.067
9	12.894	34.344	29.915	21.657	1'38.810	229,8	11:48'26.877
10	13.028	34.312	29.934	21.393	1'38.667	231,3	11:50'05.544
11	13.018	34.022	30.007	21.779	1'38.826	231,8	11:51'44.370
12	13.198	34.807	30.176	22.177	1'40.358	230,3	11:53'24.728
13	13.010	34.828	30.083	21.569	1'39.490	230,3	11:55'04.218
14	13.250	34.478	29.948	21.562	1'39.238	232,3	11:56'43.456
15	12.982	47.029	31.384	22.235	1'53.630	139,7	11:58'37.086
16	15.073	35.780	30.956	22.149	1'43.958	228,3	12:00'21.044
17	13.296	34.565	31.289	21.705	1'40.855	229,8	12:02'01.899
18	13.148	48.814	41.906	21.798	2'05.666	96,0	12:04'07.565
19	13.171	35.270	30.612	22.279	1'41.332	233,3	12:05'48.897

Tempo di gara 32'36.942





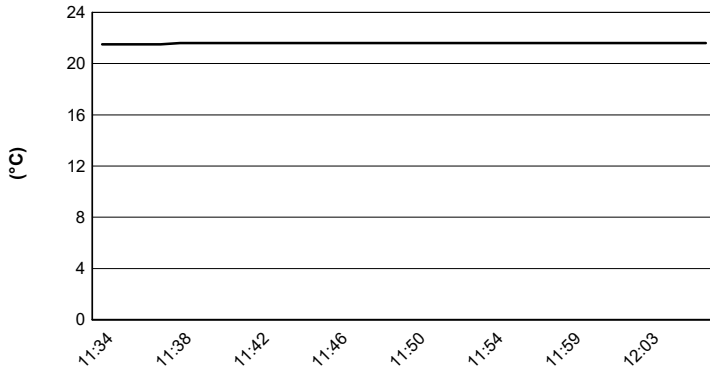
Vallelunga 4.085 m

ACI Racing Weekend Vallelunga, 21-22 Settembre 2024

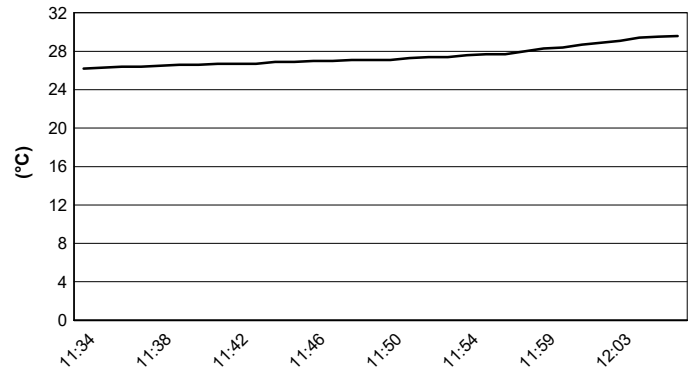
Porsche Carrera Cup Italia - Meteo Gara 2

Session started 11:33 - Session ended 12:06


Air Temperature




Track Temperature



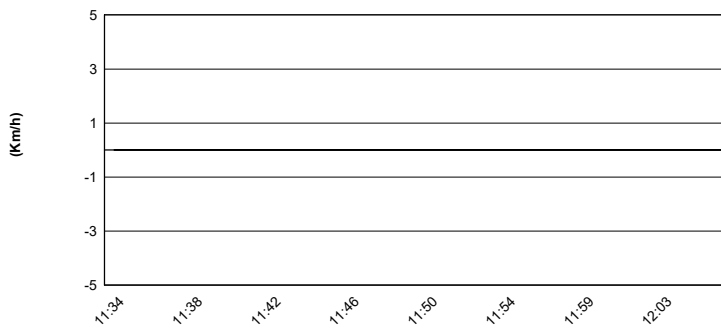
Air Pressure




Humidity



Wind Speed

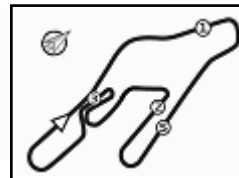


Wind Direction



22/09/2024





Vallelunga 4.085 m

ACI Racing Weekend Vallelunga, 21-22 Settembre 2024
Porsche Carrera Cup Italia - Griglia Gara 2 (Durata: 30' +1 Giro)

15	99	CHIRIGUT H. Scuderia Villorba Corse	Porsche 1'38.206	60	GALASSI M. Team Malucelli	Porsche 1'37.047
14	67	DE GIACOMI A. Tsunami RT	Porsche 1'36.354	54	STEFANELLI S. Team Malucelli	Porsche 1'36.080
13	52	DE AMICIS A. Ebimotors	Porsche 1'36.024	19	IMPERATO A. Ombra Racing	Porsche 1'36.006
12	51	GNEMMI P. Ebimotors	Porsche 1'35.983	50	FENICI F. Raptor Engineering	Porsche 1'35.911
11	24	FANT F. Team Malucelli	Porsche 1'35.533	25	GREGOR D. The Driving Experiences	Porsche 1'35.523
10	14	GIACON S. Scuderia Villorba Corse	Porsche 1'35.183	46	PUJATTI N. Scuderia Villorba Corse	Porsche 1'35.175
9	33	FELBERMAYR H. The Driving Experiences	Porsche 1'35.044	32	QUARESMINI G. Tsunami RT	Porsche 1'34.961
8	10	ARMANNI P. Prima Ghinzani Motorsport	Porsche 1'34.933	38	IAQUINTA S. Prima Ghinzani Motorsport	Porsche 1'34.854
7	44	OLIVIERI F. Raptor Engineering	Porsche 1'34.845	7	HALL B. BeDriver	Porsche 1'34.757
6	15	FESTANTE A. Dinamic Motorsport	Porsche 1'34.749	3	CERQUI A. BeDriver	Porsche 1'34.658
5	11	GRAY O. Ombra Racing	Porsche 1'34.509	8	MASTERS K. Team Q8 Hi-Perform	Porsche 1'34.432
4	28	BRASCHI F. Dinamic Motorsport	Porsche 1'34.375	17	SCHURING F. Enrico Fulgenzi Racing	Porsche 1'34.362
3	21	BERTONELLI D. The Driving Experiences	Porsche 1'34.293	12	ZENDELI L. Ombra Racing	Porsche 1'34.206
2	26	KLEIN M. Target Competition	Porsche 1'34.124	40	STIAK J. Target Competition	Porsche 1'33.966
1	1	TEN VOORDE L. Enrico Fulgenzi Racing	Porsche 1'33.749			

