

ACI Racing Weekend Vallelunga, 21-22 Settembre 2024

Porsche Carrera Cup Italia - Classifica Qualifiche

Vallelunga 4.085 m

1 / 2

Num.	Conduuttore	Naz	Concorrente	Team	Auto	Classe	Tempo	Dist.	Rel.	Giri
1	1 TEN VOORDE Larry	NLD	Enrico Fulgenzi Racing	Enrico Fulgenzi Racing	Porsche 911 GT3 CUP 992		1'33.582			13
2	40 STIAK Janne	DEU	Target Competition	Target Competition	Porsche 911 GT3 CUP 992		1'33.835	0.253	0.253	12
3	28 BRASCHI Francesco	ITA	Dinamic Motorsport	Dinamic Motorsport	Porsche 911 GT3 CUP 992	R	1'33.852	0.270	0.017	13
4	12 ZENDELI Lirim	DEU	Ombra Racing	Ombra Racing	Porsche 911 GT3 CUP 992	R	1'33.935	0.353	0.083	14
5	26 KLEIN Marvin	FRA	Target Competition	Target Competition	Porsche 911 GT3 CUP 992		1'34.035	0.453	0.100	12
6	7 HALL Bayley	AUS	BeDriver	BeDriver	Porsche 911 GT3 CUP 992		1'34.191	0.609	0.156	13
7	17 SCHURING Flynt	NLD	Enrico Fulgenzi Racing	Enrico Fulgenzi Racing	Porsche 911 GT3 CUP 992		1'34.224	0.642	0.033	12
8	21 BERTONELLI Diego	ITA	The Driving Experiences	The Driving Experiences	Porsche 911 GT3 CUP 992		1'34.281	0.699	0.057	12
9	8 MASTERS Keagan	ZAF	Ombra Racing	Team Q8 Hi-Perform	Porsche 911 GT3 CUP 992		1'34.428	0.846	0.147	14
10	11 GRAY Oliver	GBR	Ombra Racing	Ombra Racing	Porsche 911 GT3 CUP 992	R	1'34.461	0.879	0.033	13
11	15 FESTANTE Aldo	ITA	Dinamic Motorsport	Dinamic Motorsport	Porsche 911 GT3 CUP 992		1'34.472	0.890	0.011	13
12	10 ARMANNI Pietro	ITA	Prima Ghinzani Motorsport	Prima Ghinzani Motorsport	Porsche 911 GT3 CUP 992		1'34.636	1.054	0.164	8
13	3 CERQUI Alberto	ITA	BeDriver	BeDriver	Porsche 911 GT3 CUP 992		1'34.653	1.071	0.017	14
14	38 IAQUINTA Simone	ITA	Prima Ghinzani Motorsport	Prima Ghinzani Motorsport	Porsche 911 GT3 CUP 992		1'34.661	1.079	0.008	12
15	44 OLIVIERI Flavio	ITA	Raptor Engineering	Raptor Engineering	Porsche 911 GT3 CUP 992	R	1'34.839	1.257	0.178	14
16	32 QUARESMINI Gianmarco	ITA	Tsunami RT	Tsunami RT	Porsche 911 GT3 CUP 992		1'34.875	1.293	0.036	13
17	14 GIACON Steven	ITA	Scuderia Villorba Corse	Scuderia Villorba Corse	Porsche 911 GT3 CUP 992	R	1'34.965	1.383	0.090	17
18	33 FELBERMAYR Horst Felix	AUT	The Driving Experiences	The Driving Experiences	Porsche 911 GT3 CUP 992		1'35.010	1.428	0.045	13
19	46 PUJATTI Nicholas	ITA	Scuderia Villorba Corse	Scuderia Villorba Corse	Porsche 911 GT3 CUP 992	R	1'35.034	1.452	0.024	15
20	50 FENICI Francesco Maria	ITA	Raptor Engineering	Raptor Engineering	Porsche 911 GT3 CUP 992	MC	1'35.423	1.841	0.389	17
21	51 GNEMMI Paolo	ITA	Ebimotors	Ebimotors	Porsche 911 GT3 CUP 992	MC	1'35.445	1.863	0.022	13
22	24 FANT Filippo	ITA	Team Malucelli	Team Malucelli	Porsche 911 GT3 CUP 992	R	1'35.475	1.893	0.030	20
23	25 GREGOR Daniel	DEU	The Driving Experiences	The Driving Experiences	Porsche 911 GT3 CUP 992	R	1'35.509	1.927	0.034	13
24	52 DE AMICIS Alberto	ITA	Ebimotors	Ebimotors	Porsche 911 GT3 CUP 992	MC	1'35.691	2.109	0.182	13
25	56 BRUSA Cesare	ITA	Prima Ghinzani Motorsport	Prima Ghinzani Motorsport	Porsche 911 GT3 CUP 992	MC	1'35.776	2.194	0.085	17
26	19 IMPERATO Anthony	USA	Ombra Racing	Ombra Racing	Porsche 911 GT3 CUP 992		1'35.934	2.352	0.158	18
27	67 DE GIACOMI Alex	ITA	Tsunami RT	Tsunami RT	Porsche 911 GT3 CUP 992	MC	1'36.009	2.427	0.075	18
28	54 STEFANELLI Stefano	ITA	Team Malucelli	Team Malucelli	Porsche 911 GT3 CUP 992	MC	1'36.022	2.440	0.013	17
29	60 GALASSI Marco	SMR	Team Malucelli	Team Malucelli	Porsche 911 GT3 CUP 992	MC	1'37.013	3.431	0.991	19
30	99 CHIRIGUT Horia-Traian	ROU	Scuderia Villorba Corse	Scuderia Villorba Corse	Porsche 911 GT3 CUP 992	MC	1'37.678	4.096	0.665	19

Umidità	57%	Aria	21°C
Condizioni	DRY	Pista	25°C

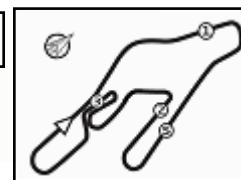
Stewards : Paolo Longoni Gabriele Lancieri Sandro Carrubba

21/09/2024 Inizio 09:45 Fine 10:32

Esposta alle:

Powered by FICr PERUGIA TIMING





ACI Racing Weekend Vallelunga, 21-22 Settembre 2024

Porsche Carrera Cup Italia - Classifica Qualifiche

Penalty and Infringement

09.59	56 C. BRUSA	#56 Time Deleted (1'36.300) - Exceeded Track Limits T7
10.04	46 N. PUJATTI	#46 Time Deleted (1'38.219) - Exceeded Track Limits T7
10.07	38 S. IAQUINTA	#38 Time Deleted (1'35.105) - Exceeded Track Limits T7
10.19		RED FLAG
10.31	99 H. CHIRIGUT	#99 Time Deleted (1'39.058) - Exceeded Track Limits T13

Fastest Laps Sequence

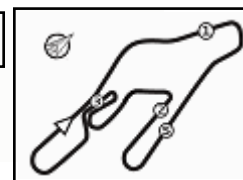
Num.	Concorrente	Naz	Team	Auto	Local Time	Tempo	Dist.	Media
60	M. GALASSI	SMR	Team Malucelli	Porsche 911 GT3 CUP 992	09:49'58.130	1'47.536		136,754
60	M. GALASSI	SMR	Team Malucelli	Porsche 911 GT3 CUP 992	09:51'37.853	1'39.723	-7.813	147,468
60	M. GALASSI	SMR	Team Malucelli	Porsche 911 GT3 CUP 992	09:53'16.342	1'38.489	-1.234	149,316
60	M. GALASSI	SMR	Team Malucelli	Porsche 911 GT3 CUP 992	09:54'54.676	1'38.334	-0.155	149,552
24	F. FANT	ITA	Team Malucelli	Porsche 911 GT3 CUP 992	09:55'11.772	1'38.079	-0.255	149,940
14	S. GIACON	ITA	Scuderia Villorba Corse	Porsche 911 GT3 CUP 992	09:55'20.477	1'37.548	-0.531	150,757
24	F. FANT	ITA	Team Malucelli	Porsche 911 GT3 CUP 992	09:56'48.281	1'36.509	-1.039	152,380
14	S. GIACON	ITA	Scuderia Villorba Corse	Porsche 911 GT3 CUP 992	09:56'56.406	1'35.929	-0.580	153,301
14	S. GIACON	ITA	Scuderia Villorba Corse	Porsche 911 GT3 CUP 992	09:58'31.371	1'34.965	-0.964	154,857
40	J. STIAK	DEU	Target Competition	Porsche 911 GT3 CUP 992	10:02'43.121	1'34.495	-0.470	155,627
21	D. BERTONELLI	ITA	The Driving Experiences	Porsche 911 GT3 CUP 992	10:03'46.286	1'34.293	-0.202	155,961
40	J. STIAK	DEU	Target Competition	Porsche 911 GT3 CUP 992	10:04'17.087	1'33.966	-0.327	156,503
1	L. TEN VOORDE	NLD	Enrico Fulgenzi Racing	Porsche 911 GT3 CUP 992	10:04'24.965	1'33.930	-0.036	156,563
1	L. TEN VOORDE	NLD	Enrico Fulgenzi Racing	Porsche 911 GT3 CUP 992	10:05'58.863	1'33.898	-0.032	156,617
1	L. TEN VOORDE	NLD	Enrico Fulgenzi Racing	Porsche 911 GT3 CUP 992	10:28'29.006	1'33.749	-0.149	156,866
1	L. TEN VOORDE	NLD	Enrico Fulgenzi Racing	Porsche 911 GT3 CUP 992	10:30'02.588	1'33.582	-0.167	157,146

Stewards : Paolo Longoni Gabriele Lancieri Sandro Carrubba

21/09/2024 Inizio 09:45 Fine 10:32

Esposta alle:





ACI Racing Weekend Vallelunga, 21-22 Settembre 2024

Porsche Carrera Cup Italia - Classifica 2^a miglior tempo Qualifiche

Vallelunga 4.085 m

Num.	Conduttore	Naz	Concorrente	Team	Auto	Classe	Tempo	Dist.	Rel.	Giri
1	1 TEN VOORDE Larry	NLD	Enrico Fulgenzi Racing	Enrico Fulgenzi Racing	Porsche 911 GT3 CUP 992		1'33.749			13
2	40 STIAK Janne	DEU	Target Competition	Target Competition	Porsche 911 GT3 CUP 992		1'33.966	0.217	0.217	12
3	26 KLEIN Marvin	FRA	Target Competition	Target Competition	Porsche 911 GT3 CUP 992		1'34.124	0.375	0.158	12
4	12 ZENDELI Lirim	DEU	Ombra Racing	Ombra Racing	Porsche 911 GT3 CUP 992	R	1'34.206	0.457	0.082	14
5	21 BERTONELLI Diego	ITA	The Driving Experiences	The Driving Experiences	Porsche 911 GT3 CUP 992		1'34.293	0.544	0.087	12
6	17 SCHURING Flynt	NLD	Enrico Fulgenzi Racing	Enrico Fulgenzi Racing	Porsche 911 GT3 CUP 992		1'34.362	0.613	0.069	12
7	28 BRASCHI Francesco	ITA	Dinamic Motorsport	Dinamic Motorsport	Porsche 911 GT3 CUP 992	R	1'34.375	0.626	0.013	13
8	8 MASTERS Keagan	ZAF	Ombra Racing	Team Q8 Hi-Perform	Porsche 911 GT3 CUP 992		1'34.432	0.683	0.057	14
9	11 GRAY Oliver	GBR	Ombra Racing	Ombra Racing	Porsche 911 GT3 CUP 992	R	1'34.509	0.760	0.077	13
10	3 CERQUI Alberto	ITA	BeDriver	BeDriver	Porsche 911 GT3 CUP 992		1'34.658	0.909	0.149	14
11	15 FESTANTE Aldo	ITA	Dinamic Motorsport	Dinamic Motorsport	Porsche 911 GT3 CUP 992		1'34.749	1.000	0.091	13
12	7 HALL Bayley	AUS	BeDriver	BeDriver	Porsche 911 GT3 CUP 992		1'34.757	1.008	0.008	13
13	44 OLIVIERI Flavio	ITA	Raptor Engineering	Raptor Engineering	Porsche 911 GT3 CUP 992	R	1'34.845	1.096	0.088	14
14	38 IAQUINTA Simone	ITA	Prima Ghinzani Motorsport	Prima Ghinzani Motorsport	Porsche 911 GT3 CUP 992		1'34.854	1.105	0.009	12
15	10 ARMANNI Pietro	ITA	Prima Ghinzani Motorsport	Prima Ghinzani Motorsport	Porsche 911 GT3 CUP 992		1'34.933	1.184	0.079	8
16	32 QUARESMINI Gianmarco	ITA	Tsunami RT	Tsunami RT	Porsche 911 GT3 CUP 992		1'34.961	1.212	0.028	13
17	33 FELBERMAYR Horst Felix	AUT	The Driving Experiences	The Driving Experiences	Porsche 911 GT3 CUP 992		1'35.044	1.295	0.083	13
18	46 PUJATTI Nicholas	ITA	Scuderia Villorba Corse	Scuderia Villorba Corse	Porsche 911 GT3 CUP 992	R	1'35.175	1.426	0.131	15
19	14 GIACON Steven	ITA	Scuderia Villorba Corse	Scuderia Villorba Corse	Porsche 911 GT3 CUP 992	R	1'35.183	1.434	0.008	17
20	25 GREGOR Daniel	DEU	The Driving Experiences	The Driving Experiences	Porsche 911 GT3 CUP 992	R	1'35.523	1.774	0.340	13
21	24 FANT Filippo	ITA	Team Malucelli	Team Malucelli	Porsche 911 GT3 CUP 992	R	1'35.533	1.784	0.010	20
22	50 FENICI Francesco Maria	ITA	Raptor Engineering	Raptor Engineering	Porsche 911 GT3 CUP 992	MC	1'35.911	2.162	0.378	17
23	51 GNEMMI Paolo	ITA	Ebimotors	Ebimotors	Porsche 911 GT3 CUP 992	MC	1'35.983	2.234	0.072	13
24	19 IMPERATO Anthony	USA	Ombra Racing	Ombra Racing	Porsche 911 GT3 CUP 992		1'36.006	2.257	0.023	18
25	52 DE AMICIS Alberto	ITA	Ebimotors	Ebimotors	Porsche 911 GT3 CUP 992	MC	1'36.024	2.275	0.018	13
26	54 STEFANELLI Stefano	ITA	Team Malucelli	Team Malucelli	Porsche 911 GT3 CUP 992	MC	1'36.080	2.331	0.056	17
27	56 BRUSA Cesare	ITA	Prima Ghinzani Motorsport	Prima Ghinzani Motorsport	Porsche 911 GT3 CUP 992	MC	1'36.094	2.345	0.014	17
28	67 DE GIACOMI Alex	ITA	Tsunami RT	Tsunami RT	Porsche 911 GT3 CUP 992	MC	1'36.354	2.605	0.260	18
29	60 GALASSI Marco	SMR	Team Malucelli	Team Malucelli	Porsche 911 GT3 CUP 992	MC	1'37.047	3.298	0.693	19
30	99 CHIRIGUT Horia-Traian	ROU	Scuderia Villorba Corse	Scuderia Villorba Corse	Porsche 911 GT3 CUP 992	MC	1'38.206	4.457	1.159	19

Umidità	57%	Aria	21°C
Condizioni	DRY	Pista	25°C

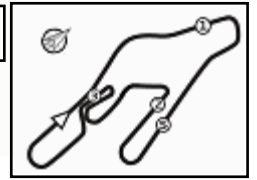
Stewards : Paolo Longoni Gabriele Lancieri Sandro Carrubba

21/09/2024 Inizio 09:45 Fine 10:32

Esposta alle:

Powered by FICR PERUGIA TIMING





MIGLIOR GIRO

1	1 TEN VOORDE Larry	Porsche 911 GT3 CUP 992	1'33.582
2	40 STIAK Janne	Porsche 911 GT3 CUP 992	1'33.835
3	28 BRASCHI Francesco	Porsche 911 GT3 CUP 992	1'33.852
4	12 ZENDELI Lirim	Porsche 911 GT3 CUP 992	1'33.935
5	26 KLEIN Marvin	Porsche 911 GT3 CUP 992	1'34.035
6	7 HALL Bayley	Porsche 911 GT3 CUP 992	1'34.191
7	17 SCHURING Flynt	Porsche 911 GT3 CUP 992	1'34.224
8	21 BERTONELLI Diego	Porsche 911 GT3 CUP 992	1'34.281
9	8 MASTERS Keagan	Porsche 911 GT3 CUP 992	1'34.428
10	11 GRAY Oliver	Porsche 911 GT3 CUP 992	1'34.461
11	15 FESTANTE Aldo	Porsche 911 GT3 CUP 992	1'34.472
12	10 ARMANNI Pietro	Porsche 911 GT3 CUP 992	1'34.636
13	3 CERQUI Alberto	Porsche 911 GT3 CUP 992	1'34.653
14	38 IAQUINTA Simone	Porsche 911 GT3 CUP 992	1'34.661
15	44 OLIVIERI Flavio	Porsche 911 GT3 CUP 992	1'34.839
16	32 QUARESMINI Gianmarco	Porsche 911 GT3 CUP 992	1'34.875
17	14 GIACON Steven	Porsche 911 GT3 CUP 992	1'34.965
18	33 FELBERMAYR Horst Felix	Porsche 911 GT3 CUP 992	1'35.010
19	46 PUJATTI Nicholas	Porsche 911 GT3 CUP 992	1'35.034
20	50 FENICI Francesco Maria	Porsche 911 GT3 CUP 992	1'35.423
21	51 GNEMMI Paolo	Porsche 911 GT3 CUP 992	1'35.445
22	24 FANT Filippo	Porsche 911 GT3 CUP 992	1'35.475
23	25 GREGOR Daniel	Porsche 911 GT3 CUP 992	1'35.509
24	52 DE AMICIS Alberto	Porsche 911 GT3 CUP 992	1'35.691
25	56 BRUSA Cesare	Porsche 911 GT3 CUP 992	1'35.776
26	19 IMPERATO Anthony	Porsche 911 GT3 CUP 992	1'35.934
27	67 DE GIACOMI Alex	Porsche 911 GT3 CUP 992	1'36.009
28	54 STEFANELLI Stefano	Porsche 911 GT3 CUP 992	1'36.022
29	60 GALASSI Marco	Porsche 911 GT3 CUP 992	1'37.013
30	99 CHIRIGUT Horia-Traian	Porsche 911 GT3 CUP 992	1'37.678

SPEED

1	11 GRAY Oliver	Porsche 911 GT3 CUP 992	237,9
2	8 MASTERS Keagan	Porsche 911 GT3 CUP 992	237,4
3	17 SCHURING Flynt	Porsche 911 GT3 CUP 992	237,4
4	14 GIACON Steven	Porsche 911 GT3 CUP 992	236,8
5	21 BERTONELLI Diego	Porsche 911 GT3 CUP 992	236,8
6	1 TEN VOORDE Larry	Porsche 911 GT3 CUP 992	236,8
7	38 IAQUINTA Simone	Porsche 911 GT3 CUP 992	236,8
8	40 STIAK Janne	Porsche 911 GT3 CUP 992	236,3
9	19 IMPERATO Anthony	Porsche 911 GT3 CUP 992	236,3
10	33 FELBERMAYR Horst Felix	Porsche 911 GT3 CUP 992	236,3
11	56 BRUSA Cesare	Porsche 911 GT3 CUP 992	236,3
12	46 PUJATTI Nicholas	Porsche 911 GT3 CUP 992	236,3
13	28 BRASCHI Francesco	Porsche 911 GT3 CUP 992	236,3
14	44 OLIVIERI Flavio	Porsche 911 GT3 CUP 992	236,3
15	26 KLEIN Marvin	Porsche 911 GT3 CUP 992	236,3
16	12 ZENDELI Lirim	Porsche 911 GT3 CUP 992	235,8
17	32 QUARESMINI Gianmarco	Porsche 911 GT3 CUP 992	235,8
18	51 GNEMMI Paolo	Porsche 911 GT3 CUP 992	235,8
19	67 DE GIACOMI Alex	Porsche 911 GT3 CUP 992	235,8
20	10 ARMANNI Pietro	Porsche 911 GT3 CUP 992	235,8
21	15 FESTANTE Aldo	Porsche 911 GT3 CUP 992	235,8
22	54 STEFANELLI Stefano	Porsche 911 GT3 CUP 992	235,8
23	52 DE AMICIS Alberto	Porsche 911 GT3 CUP 992	235,8
24	25 GREGOR Daniel	Porsche 911 GT3 CUP 992	235,3
25	7 HALL Bayley	Porsche 911 GT3 CUP 992	235,3
26	3 CERQUI Alberto	Porsche 911 GT3 CUP 992	235,3
27	99 CHIRIGUT Horia-Traian	Porsche 911 GT3 CUP 992	234,8
28	50 FENICI Francesco Maria	Porsche 911 GT3 CUP 992	234,3
29	24 FANT Filippo	Porsche 911 GT3 CUP 992	234,3
30	60 GALASSI Marco	Porsche 911 GT3 CUP 992	232,8

SEG. 1

1	1 TEN VOORDE Larry	12.214
2	26 KLEIN Marvin	12.232
3	40 STIAK Janne	12.286
4	17 SCHURING Flynt	12.319
5	10 ARMANNI Pietro	12.327
6	28 BRASCHI Francesco	12.341
7	21 BERTONELLI Diego	12.342
8	8 MASTERS Keagan	12.363
9	12 ZENDELI Lirim	12.386
10	15 FESTANTE Aldo	12.399
11	25 GREGOR Daniel	12.409
12	7 HALL Bayley	12.413
13	14 GIACON Steven	12.422
14	11 GRAY Oliver	12.438
15	33 FELBERMAYR Horst Feli	12.439
16	46 PUJATTI Nicholas	12.447
17	38 IAQUINTA Simone	12.448
18	44 OLIVIERI Flavio	12.472
19	3 CERQUI Alberto	12.500
20	32 QUARESMINI Gianmarco	12.525
21	54 STEFANELLI Stefano	12.538
22	52 DE AMICIS Alberto	12.549
23	50 FENICI Francesco Maria	12.582
24	19 IMPERATO Anthony	12.595
25	67 DE GIACOMI Alex	12.629
26	51 GNEMMI Paolo	12.631
27	56 BRUSA Cesare	12.635
28	24 FANT Filippo	12.726
29	99 CHIRIGUT Horia-Traian	12.820
30	60 GALASSI Marco	12.897

SEG. 2

1	1 TEN VOORDE Larry	32.591
2	28 BRASCHI Francesco	32.640
3	12 ZENDELI Lirim	32.656
4	40 STIAK Janne	32.689
5	26 KLEIN Marvin	32.718
6	8 MASTERS Keagan	32.780
7	17 SCHURING Flynt	32.789
8	38 IAQUINTA Simone	32.791
9	7 HALL Bayley	32.797
10	21 BERTONELLI Diego	32.815
11	11 GRAY Oliver	32.830
12	44 OLIVIERI Flavio	32.844
13	15 FESTANTE Aldo	32.851
14	50 FENICI Francesco Maria	32.893
15	14 GIACON Steven	32.903
16	3 CERQUI Alberto	32.909
17	10 ARMANNI Pietro	32.949
18	33 FELBERMAYR Horst Feli	32.961
19	32 QUARESMINI Gianmarco	33.006
20	56 BRUSA Cesare	33.025
21	51 GNEMMI Paolo	33.060
22	25 GREGOR Daniel	33.111
23	24 FANT Filippo	33.121
24	46 PUJATTI Nicholas	33.150
25	54 STEFANELLI Stefano	33.203
26	52 DE AMICIS Alberto	33.252
27	19 IMPERATO Anthony	33.283
28	67 DE GIACOMI Alex	33.423
29	60 GALASSI Marco	33.680
30	99 CHIRIGUT Horia-Traian	33.970

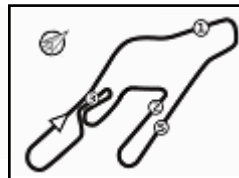
SEG. 3

1	1 TEN VOORDE Larry	28.341
2	40 STIAK Janne	28.445
3	7 HALL Bayley	28.446
4	21 BERTONELLI Diego	28.468
5	28 BRASCHI Francesco	28.482
6	12 ZENDELI Lirim	28.498
7	17 SCHURING Flynt	28.501
8	26 KLEIN Marvin	28.509
9	11 GRAY Oliver	28.533
10	3 CERQUI Alberto	28.535
11	8 MASTERS Keagan	28.551
12	15 FESTANTE Aldo	28.586
13	10 ARMANNI Pietro	28.648
14	38 IAQUINTA Simone	28.659
15	33 FELBERMAYR Horst Feli	28.663
16	32 QUARESMINI Gianmarco	28.674
17	24 FANT Filippo	28.714
18	51 GNEMMI Paolo	28.727
19	44 OLIVIERI Flavio	28.733
20	46 PUJATTI Nicholas	28.751
21	50 FENICI Francesco Maria	28.842
22	25 GREGOR Daniel	28.889
23	19 IMPERATO Anthony	28.891
24	14 GIACON Steven	28.902
25	67 DE GIACOMI Alex	28.915
26	52 DE AMICIS Alberto	29.043
27	56 BRUSA Cesare	29.053
28	60 GALASSI Marco	29.083
29	54 STEFANELLI Stefano	29.267
30	99 CHIRIGUT Horia-Traian	29.304

SEG. 4

1	40 STIAK Janne	20.323
2	1 TEN VOORDE Larry	20.331
3	15 FESTANTE Aldo	20.342
4	12 ZENDELI Lirim	20.351
5	28 BRASCHI Francesco	20.363
6	17 SCHURING Flynt	20.401
7	26 KLEIN Marvin	20.423
8	21 BERTONELLI Diego	20.426
9	44 OLIVIERI Flavio	20.426
10	11 GRAY Oliver	20.467
11	8 MASTERS Keagan	20.475
12	32 QUARESMINI Gianmarco	20.483
13	10 ARMANNI Pietro	20.504
14	7 HALL Bayley	20.535
15	3 CERQUI Alberto	20.590
16	52 DE AMICIS Alberto	20.607
17	33 FELBERMAYR Horst Feli	20.615
18	50 FENICI Francesco Maria	20.626
19	25 GREGOR Daniel	20.637
20	24 FANT Filippo	20.659
21	14 GIACON Steven	20.662
22	38 IAQUINTA Simone	20.679
23	46 PUJATTI Nicholas	20.683
24	54 STEFANELLI Stefano	20.760
25	56 BRUSA Cesare	20.767
26	67 DE GIACOMI Alex	20.791
27	51 GNEMMI Paolo	20.801
28	19 IMPERATO Anthony	20.805
29	60 GALASSI Marco	21.051
30	99 CHIRIGUT Horia-Traian	21.125





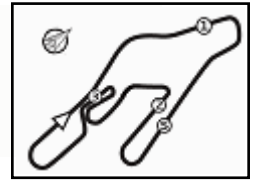
ACI Racing Weekend Vallelunga, 21-22 Settembre 2024

Porsche Carrera Cup Italia - Ideal Time Qualifiche

Vallelunga 4.085 m

Num.	Conduttore	Auto	Seg. 1	Seg. 2	Seg. 3	Seg. 4	Ideal Time		
			Diff. 1	Diff. 2	Diff. 3	Diff. 4	Miglior Giro	Pos.	Diff.
1	1 TEN VOORDE L. (NLD)	Porsche 911 GT3 CUP 992	12.214 +0.054	32.591 +0.051	28.341	20.331	1'33.477 1'33.582	1	0.105
2	40 STIAK J. (DEU)	Porsche 911 GT3 CUP 992	12.286	32.689	28.445 +0.058	20.323 +0.034	1'33.743 1'33.835	2	0.092
3	28 BRASCHI F. (ITA)	Porsche 911 GT3 CUP 992	12.341 +0.026	32.640	28.482	20.363	1'33.826 1'33.852	3	0.026
4	26 KLEIN M. (FRA)	Porsche 911 GT3 CUP 992	12.232	32.718 +0.097	28.509	20.423 +0.056	1'33.882 1'34.035	5	0.153
5	12 ZENDELI L. (DEU)	Porsche 911 GT3 CUP 992	12.386	32.656	28.498	20.351 +0.044	1'33.891 1'33.935	4	0.044
6	17 SCHURING F. (NLD)	Porsche 911 GT3 CUP 992	12.319 +0.019	32.789	28.501 +0.018	20.401 +0.177	1'34.010 1'34.224	7	0.214
7	21 BERTONELLI D. (ITA)	Porsche 911 GT3 CUP 992	12.342 +0.018	32.815 +0.085	28.468 +0.093	20.426 +0.034	1'34.051 1'34.281	8	0.230
8	8 MASTERS K. (ZAF)	Porsche 911 GT3 CUP 992	12.363 +0.003	32.780 +0.215	28.551 +0.041	20.475	1'34.169 1'34.428	9	0.259
9	15 FESTANTE A. (ITA)	Porsche 911 GT3 CUP 992	12.399 +0.093	32.851 +0.098	28.586 +0.044	20.342 +0.059	1'34.178 1'34.472	11	0.294
10	7 HALL B. (AUS)	Porsche 911 GT3 CUP 992	12.413	32.797	28.446	20.535	1'34.191 1'34.191	6	
11	11 GRAY O. (GBR)	Porsche 911 GT3 CUP 992	12.438 +0.058	32.830	28.533 +0.030	20.467 +0.105	1'34.268 1'34.461	10	0.193
12	10 ARMANNI P. (ITA)	Porsche 911 GT3 CUP 992	12.327 +0.107	32.949	28.648	20.504 +0.101	1'34.428 1'34.636	12	0.208
13	44 OLIVIERI F. (ITA)	Porsche 911 GT3 CUP 992	12.472	32.844 +0.332	28.733 +0.032	20.426	1'34.475 1'34.839	15	0.364
14	3 CERQUI A. (ITA)	Porsche 911 GT3 CUP 992	12.500	32.909 +0.017	28.535 +0.100	20.590 +0.002	1'34.534 1'34.653	13	0.119
15	38 IAQUINTA S. (ITA)	Porsche 911 GT3 CUP 992	12.448	32.791	28.659 +0.029	20.679 +0.055	1'34.577 1'34.661	14	0.084
16	33 FELBERMAYR H. (AUT)	Porsche 911 GT3 CUP 992	12.439	32.961 +0.022	28.663 +0.310	20.615	1'34.678 1'35.010	18	0.332
17	32 QUARESMINI G. (ITA)	Porsche 911 GT3 CUP 992	12.525 +0.015	33.006 +0.082	28.674 +0.090	20.483	1'34.688 1'34.875	16	0.187
18	14 GIACON S. (ITA)	Porsche 911 GT3 CUP 992	12.422 +0.075	32.903 +0.001	28.902	20.662	1'34.889 1'34.965	17	0.076
19	50 FENICI F. (ITA)	Porsche 911 GT3 CUP 992	12.582 +0.161	32.893 +0.206	28.842	20.626 +0.113	1'34.943 1'35.423	20	0.480
20	46 PUJATTI N. (ITA)	Porsche 911 GT3 CUP 992	12.447 +0.003	33.150	28.751	20.683	1'35.031 1'35.034	19	0.003
21	25 GREGOR D. (DEU)	Porsche 911 GT3 CUP 992	12.409 +0.118	33.111 +0.076	28.889 +0.269	20.637	1'35.046 1'35.509	23	0.463
22	51 GNEMMI P. (ITA)	Porsche 911 GT3 CUP 992	12.631	33.060	28.727	20.801 +0.226	1'35.219 1'35.445	21	0.226
23	24 FANT F. (ITA)	Porsche 911 GT3 CUP 992	12.726 +0.042	33.121 +0.089	28.714	20.659 +0.124	1'35.220 1'35.475	22	0.255
24	52 DE AMICIS A. (ITA)	Porsche 911 GT3 CUP 992	12.549	33.252	29.043 +0.080	20.607 +0.160	1'35.451 1'35.691	24	0.240
25	56 BRUSA C. (ITA)	Porsche 911 GT3 CUP 992	12.635 +0.027	33.025	29.053 +0.269	20.767	1'35.480 1'35.776	25	0.296
26	19 IMPERATO A. (USA)	Porsche 911 GT3 CUP 992	12.595 +0.143	33.283 +0.217	28.891	20.805	1'35.574 1'35.934	26	0.360
27	67 DE GIACOMI A. (ITA)	Porsche 911 GT3 CUP 992	12.629 +0.080	33.423 +0.067	28.915 +0.104	20.791	1'35.758 1'36.009	27	0.251
28	54 STEFANELLI S. (ITA)	Porsche 911 GT3 CUP 992	12.538	33.203	29.267 +0.010	20.760 +0.244	1'35.768 1'36.022	28	0.254
29	60 GALASSI M. (SMR)	Porsche 911 GT3 CUP 992	12.897 +0.240	33.680 +0.062	29.083	21.051	1'36.711 1'37.013	29	0.302
30	99 CHIRIGUT H. (ROU)	Porsche 911 GT3 CUP 992	12.820 +0.141	33.970	29.304 +0.318	21.125	1'37.219 1'37.678	30	0.459
Ideal Time Assoluto			12.214	32.591	28.341	20.323	1'33.469		





1 L. TEN VOORDE (1'33.582)

Table with 8 columns: Giro, Seg.1, Seg.2, Seg.3, Seg.4, T. Giro, km/h, Local Time. Rows 1-14 showing lap times and totals for L. Ten Voorde.

Table with 8 columns: Giro, Seg.1, Seg.2, Seg.3, Seg.4, T. Giro, km/h, Local Time. Rows 10-15 showing lap times and totals for L. Ten Voorde.

10 P. ARMANNI (1'34.636)

Table with 8 columns: Giro, Seg.1, Seg.2, Seg.3, Seg.4, T. Giro, km/h, Local Time. Rows 1-9 showing lap times and totals for P. Armanni.

3 A. CERQUI (1'34.653)

Table with 8 columns: Giro, Seg.1, Seg.2, Seg.3, Seg.4, T. Giro, km/h, Local Time. Rows 1-15 showing lap times and totals for A. Cerqui.

11 O. GRAY (1'34.461)

Table with 8 columns: Giro, Seg.1, Seg.2, Seg.3, Seg.4, T. Giro, km/h, Local Time. Rows 1-14 showing lap times and totals for O. Gray.

7 B. HALL (1'34.191)

Table with 8 columns: Giro, Seg.1, Seg.2, Seg.3, Seg.4, T. Giro, km/h, Local Time. Rows 1-14 showing lap times and totals for B. Hall.

12 L. ZENDELI (1'33.935)

Table with 8 columns: Giro, Seg.1, Seg.2, Seg.3, Seg.4, T. Giro, km/h, Local Time. Rows 1-15 showing lap times and totals for L. Zendeli.

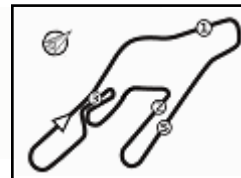
8 K. MASTERS (1'34.428)

Table with 8 columns: Giro, Seg.1, Seg.2, Seg.3, Seg.4, T. Giro, km/h, Local Time. Rows 1-9 showing lap times and totals for K. Masters.

14 S. GIACON (1'34.965)

Table with 8 columns: Giro, Seg.1, Seg.2, Seg.3, Seg.4, T. Giro, km/h, Local Time. Rows 1-6 showing lap times and totals for S. Giacon.





Qualification data for drivers 7-18. Columns include driver name, segment times (Seg.1-4), Total Time (T. Giro), km/h, and Local Time. Driver 18 (12.422) is highlighted in bold.

21 D. BERTONELLI (1'34.281)

Segment breakdown for D. Bertonelli, showing Giro, Seg.1-4, T. Giro, km/h, and Local Time.

15 A. FESTANTE (1'34.472)

Segment breakdown for A. Festante, showing Giro, Seg.1-4, T. Giro, km/h, and Local Time.

24 F. FANT (1'35.475)

Segment breakdown for F. Fant, showing Giro, Seg.1-4, T. Giro, km/h, and Local Time.

17 F. SCHURING (1'34.224)

Segment breakdown for F. Schuring, showing Giro, Seg.1-4, T. Giro, km/h, and Local Time.

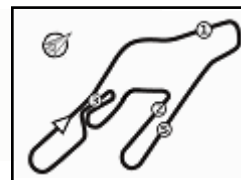
25 D. GREGOR (1'35.509)

Segment breakdown for D. Gregor, showing Giro, Seg.1-4, T. Giro, km/h, and Local Time.

19 A. IMPERATO (1'35.934)

Segment breakdown for A. Imperato, showing Giro, Seg.1-4, T. Giro, km/h, and Local Time.





8	12.522	33.229	28.955	21.169	1'35.875	235,8	10:08'17.511
9	12.468	33.302	29.059	4'40.608	5'55.437P	234,3	10:14'12.948
10	21.466	42.683	31.703	22.172	1'58.024P	149,4	10:16'10.972
11	15.513	37.758	30.828	21.624	1'45.723	174,5	10:17'56.695
12	15.476	34.880	29.296	20.906	1'40.558	169,8	10:19'37.253
13	12.795	56.052	41.666	3'59.727	5'50.240P	87,0	10:25'27.493
14	16.847	35.401	31.537	29.457	1'53.242P	227,4	10:27'20.735
15	12.594	33.374	28.979	20.924	1'35.871	235,8	10:28'56.606
16	12.450	33.150	28.751	20.683	1'35.034	234,8	10:30'31.640

14	12.648	33.263	29.043	21.077	1'36.031	235,3	10:30'25.167
----	--------	--------	---------------	--------	----------	-------	--------------

54 S. STEFANELLI (1'36.022)

Giro	Seg.1	Seg.2	Seg.3	Seg.4	T. Giro	km/h	Local Time
1							
2	24.221	48.278	36.733	24.011	2'13.243P	132,0	9:52'50.255
3	15.274	41.079	32.584	22.003	1'50.940	187,5	9:54'41.195
4	13.415	35.375	30.201	21.387	1'40.378	209,3	9:56'21.573
5	12.744	33.697	30.125	21.495	1'38.061	231,3	9:57'59.634
6	12.753	39.422	32.992	21.541	1'46.708	158,1	9:59'46.342
7	12.718	33.551	30.095	21.306	1'37.670	232,8	10:01'24.012
8	12.618	33.333	29.395	20.980	1'36.326	233,8	10:03'00.338
9	12.619	33.423	29.290	21.455	1'36.787	235,3	10:04'37.125
10	12.621	33.450	29.821	6'22.097	7'37.989P	232,3	10:12'15.114
11	23.685	45.121	34.571	22.488	2'05.865P	117,4	10:14'20.979
12	13.785	35.992	31.744	21.744	1'43.265	215,6	10:16'04.244
13	12.691	33.580	47.181	23.389	1'56.841	233,8	10:18'01.085
14	13.566	39.776	30.515	21.143	1'45.000C	174,2	10:19'46.085
15	21.955	49.436	36.606	4'01.214	5'49.211P	155,6	10:25'35.296
16	19.380	37.305	30.159	33.317	2'00.161P	215,1	10:27'35.457
17	12.663	33.390	29.267	20.760	1'36.080	233,3	10:29'11.537
18	12.538	33.203	29.277	21.004	1'36.022	235,8	10:30'47.559

56 C. BRUSA (1'35.776)

Giro	Seg.1	Seg.2	Seg.3	Seg.4	T. Giro	km/h	Local Time
1							
2	25.676	46.915	33.903	24.598	2'11.092P	148,4	9:52'43.279
3	16.380	38.828	31.177	22.098	1'48.483	187,2	9:54'31.762
4	14.321	35.062	30.266	21.836	1'41.485	228,3	9:56'13.247
5	12.876	33.656	31.848	22.892	1'41.272	234,3	9:57'54.519
6	12.879	33.501	29.053	20.867	1'36.300C	234,3	9:59'30.819
7	12.673	40.884	33.686	22.387	1'49.630	163,1	10:01'20.449
8	12.735	33.342	29.950	21.847	1'37.874	236,3	10:02'58.323
9	12.754	33.481	30.302	5'54.680	7'11.217P	235,8	10:10'09.540
10	25.231	42.136	33.371	22.958	2'03.696P	162,7	10:12'13.236
11	15.393	37.568	30.315	21.732	1'45.008	185,2	10:13'58.244
12	12.813	33.712	29.343	20.834	1'36.702	232,3	10:15'34.946
13	12.662	33.025	29.322	20.767	1'35.776	236,3	10:17'10.722
14	12.635	33.500	29.088	20.871	1'36.094	234,3	10:18'46.816
15	12.681	33.397	32.856	5'50.364	7'09.298P	236,3	10:25'56.114
16	18.739	35.182	31.457	31.685	1'57.063P	229,8	10:27'53.177
17	12.727	33.419	29.071	20.912	1'36.129	231,8	10:29'29.306
18	13.097	37.704	30.934	21.110	1'42.845	213,4	10:31'12.151

60 M. GALASSI (1'37.013)

Giro	Seg.1	Seg.2	Seg.3	Seg.4	T. Giro	km/h	Local Time
1							
2	26.815	43.131	35.057	23.995	2'08.998P	183,4	9:48'10.594
3	15.160	38.204	32.108	22.064	1'47.536	217,3	9:49'58.130
4	13.589	34.526	30.152	21.456	1'39.723	229,8	9:51'37.853
5	12.987	33.703	30.350	21.449	1'38.489	232,8	9:53'16.342
6	12.929	34.340	29.509	21.556	1'38.334	231,3	9:54'54.676
7	13.028	34.236	29.287	21.236	1'37.787	231,3	9:56'32.463
8	12.931	33.680	29.444	21.395	1'37.450	232,3	9:58'09.913
9	12.914	33.712	31.199	8'04.555	9'22.380P	232,8	10:07'32.293
10	33.664	39.439	32.785	25.469	2'11.357P	210,9	10:09'43.650
11	14.180	35.674	30.327	21.730	1'41.911	227,8	10:11'25.561
12	13.257	34.188	29.502	21.305	1'38.252	230,8	10:13'03.813
13	13.046	33.734	29.178	21.089	1'37.047	231,3	10:14'40.860
14	13.137	33.742	29.083	21.051	1'37.013	231,8	10:16'17.873
15	13.088	35.988	33.399	21.729	1'44.204	219,5	10:18'02.077
16	12.985	33.872	29.827	21.554	1'38.238	232,8	10:19'40.315
17	15.921	51.553	45.334	4'00.175	5'52.983P	139,5	10:25'33.298

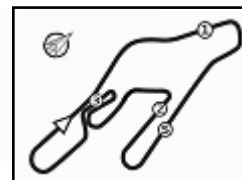
52 A. DE AMICIS (1'35.691)

Giro	Seg.1	Seg.2	Seg.3	Seg.4	T. Giro	km/h	Local Time
1							
2	26.569	54.926	41.372	27.225	2'30.092P	115,4	9:53'28.462
3	14.659	36.021	35.200	22.570	1'48.450	228,8	9:55'16.912
4	13.315	34.849	37.239	21.157	1'46.560	232,8	9:57'03.472
5	12.974	33.658	29.664	20.887	1'37.183	234,8	9:58'40.655
6	12.765	33.365	29.287	20.607	1'36.024	235,8	10:00'16.679
7	12.549	33.252	29.123	20.767	1'35.691	235,3	10:01'52.370
8	13.495	36.395	33.551	11'28.872	12'52.313P	219,1	10:14'44.683
9	22.954	42.411	32.484	23.074	2'00.923P	123,6	10:16'45.606
10	13.828	36.398	31.650	21.457	1'43.333	189,8	10:18'28.939
11	12.867	34.718	32.047	5'18.524	6'38.456P	201,9	10:25'07.395
12	21.098	37.105	39.129	27.548	2'04.880P	220,4	10:27'12.275
13	12.735	33.822	29.229	21.075	1'36.861	234,3	10:28'49.136

21/09/2024

P = Box In/Out - C = Tempo Invalidato



PORSCHE**CARRERA CUP
ITALIA****ACI Racing Weekend Vallelunga, 21-22 Settembre 2024****Porsche Carrera Cup Italia - Analisi Tempi Qualifiche****3.5**

Vallelunga 4.085 m

5 / 5

18	20.305	39.271	31.184	35.495	2'06.255P	191,2	10:27'39.553
19	13.088	34.001	29.566	21.183	1'37.838	232,8	10:29'17.391
20	12.897	34.565	30.035	26.535	1'44.032	231,8	10:31'01.423

67 A. DE GIACOMI (1'36.009)

Giro	Seg.1	Seg.2	Seg.3	Seg.4	T. Giro	km/h	Local Time
1							
2	28.402	56.674	39.113	25.807	2'29.996P	83,3	9:53'22.021
3	17.274	42.222	34.026	22.954	1'56.476	181,8	9:55'18.497
4	13.132	34.534	31.127	21.388	1'40.181	233,8	9:56'58.678
5	12.933	33.790	29.302	20.999	1'37.024	233,8	9:58'35.702
6	12.846	33.774	29.265	21.115	1'37.000	233,8	10:00'12.702
7	12.875	33.666	28.951	21.547	1'37.039	234,8	10:01'49.741
8	12.730	33.550	29.114	20.960	1'36.354	234,3	10:03'26.095
9	12.730	33.546	28.979	21.175	1'36.430	234,8	10:05'02.525
10	12.766	33.603	29.013	21.045	1'36.427	235,3	10:06'38.952
11	12.776	34.449	32.176	4'46.428	6'05.829P	235,8	10:12'44.781
12	23.941	40.033	34.525	23.108	2'01.607P	203,8	10:14'46.388
13	14.284	39.113	33.159	21.461	1'48.017	228,3	10:16'34.405
14	12.847	33.701	33.828	22.117	1'42.493	234,3	10:18'16.898
15	12.684	33.588	29.358	21.282	1'36.912C	233,8	10:19'53.810
16	23.275	49.801	36.222	3'58.187	5'47.485P	123,4	10:25'41.295
17	16.717	34.913	29.524	35.456	1'56.610P	231,8	10:27'37.905
18	12.709	33.490	29.019	20.791	1'36.009	234,8	10:29'13.914
19	12.629	33.423	28.915	21.629	1'36.596	235,8	10:30'50.510

99 H. CHIRIGUT (1'37.678)

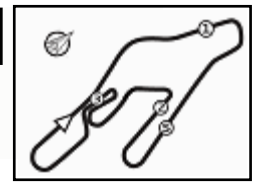
Giro	Seg.1	Seg.2	Seg.3	Seg.4	T. Giro	km/h	Local Time
1							
2	30.717	50.042	1'04.184	26.114	2'51.057P	143,6	9:48'49.052
3	16.683	43.575	34.437	26.577	2'01.272	171,4	9:50'50.324
4	14.899	41.788	32.899	24.061	1'53.647	164,1	9:52'43.971
5	17.032	39.126	36.688	2'14.402	3'47.248P	191,2	9:56'31.219
6	18.509	36.188	32.552	22.768	1'50.017P	225,0	9:58'21.236
7	15.347	37.635	32.468	22.080	1'47.530	149,2	10:00'08.766
8	13.338	34.759	30.685	22.667	1'41.449	232,8	10:01'50.215
9	13.144	34.044	30.464	21.485	1'39.137	234,8	10:03'29.352
10	12.837	34.039	30.160	21.170	1'38.206	234,3	10:05'07.558
11	12.862	34.318	29.982	21.390	1'38.552	232,8	10:06'46.110
12	12.873	34.191	30.784	4'31.621	5'49.469P	230,8	10:12'35.579
13	21.998	43.751	34.267	24.316	2'04.332P	145,0	10:14'39.911
14	15.563	35.107	31.019	21.983	1'43.672	228,3	10:16'23.583
15	13.498	35.251	33.991	25.309	1'48.049	225,9	10:18'11.632
16	13.025	34.003	30.001	21.418	1'38.447C	232,8	10:19'50.079
17	19.981	50.835	35.408	4'01.805	5'48.029P	131,2	10:25'38.108
18	17.891	38.998	31.675	36.753	2'05.317P	149,6	10:27'43.425
19	12.961	33.970	29.622	21.125	1'37.678	233,3	10:29'21.103
20	12.820	34.744	29.304	22.190	1'39.058C	231,3	10:31'00.161

21/09/2024

P = Box In/Out - C = Tempo Invalidato

Powered by FICr PERUGIA TIMING





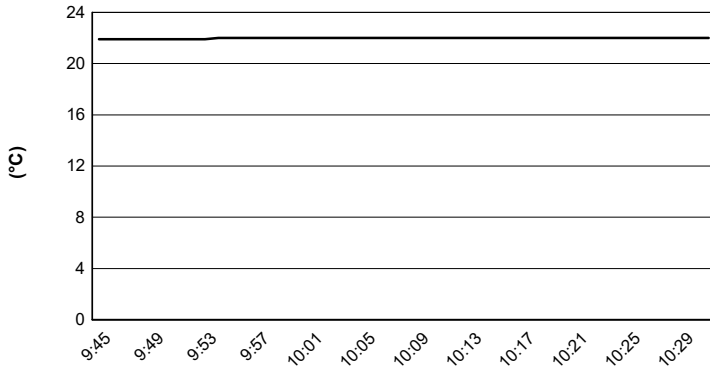
Vallelunga 4.085 m

ACI Racing Weekend Vallelunga, 21-22 Settembre 2024

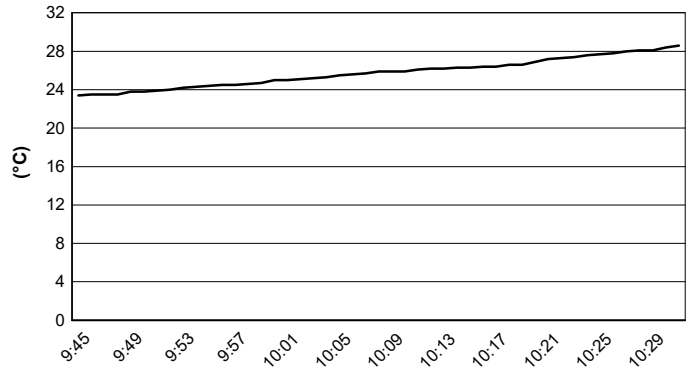
Porsche Carrera Cup Italia - Meteo Qualifiche

Session started 09:45 - Session ended 10:32

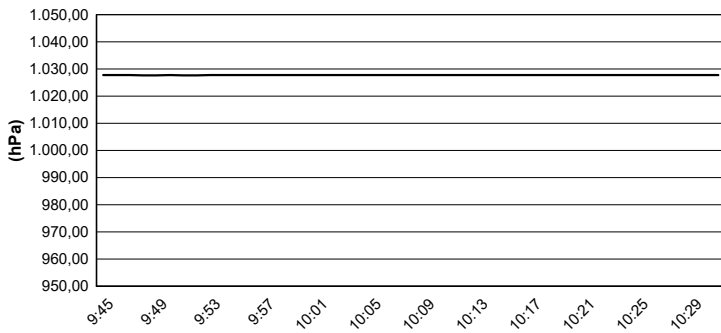
Air Temperature



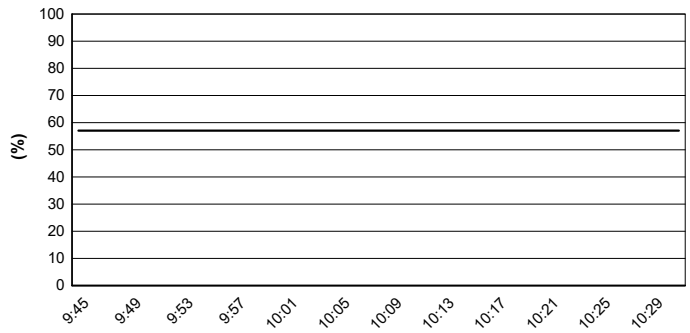
Track Temperature



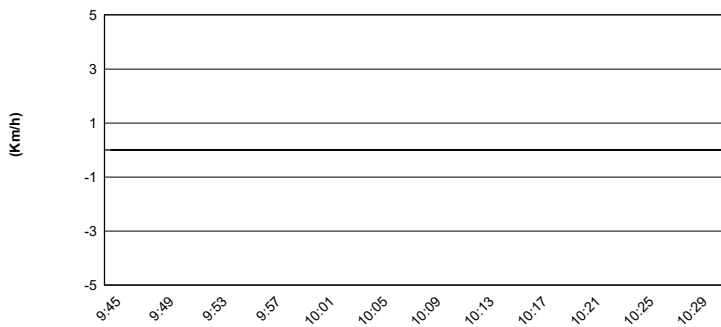
Air Pressure



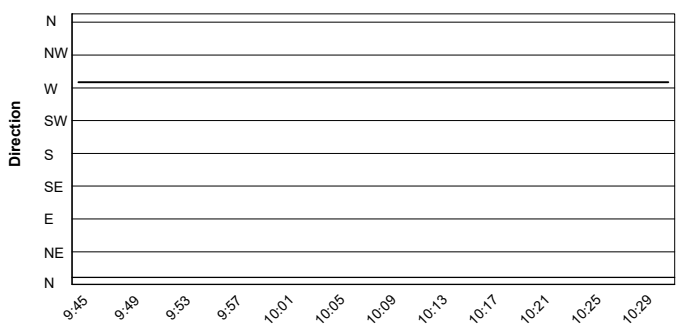
Humidity



Wind Speed



Wind Direction



21/09/2024

