

ACI Racing Weekend Mugello, 13-14 Luglio 2024

Porsche Carrera Cup Italia - Classifica Qualifiche

Aut.Int. Mugello 5.245 m

1 / 2

Num.	Conduttore	Naz	Concorrente	Team	Auto	Classe	Tempo	Dist.	Rel.	Giri
1	26 KLEIN Marvin	FRA	Target Competition	Target Competition	Porsche 911 GT3 CUP 992		1'49.772			9
2	1 TEN VOORDE Larry	NLD	Enrico Fulgenzi Racing	Enrico Fulgenzi Racing	Porsche 911 GT3 CUP 992		1'50.145	0.373	0.373	9
3	15 FESTANTE Aldo	ITA	Dinamic Motorsport	Dinamic Motorsport	Porsche 911 GT3 CUP 992		1'50.267	0.495	0.122	10
4	17 SCHURING Flynt	NLD	Enrico Fulgenzi Racing	Enrico Fulgenzi Racing	Porsche 911 GT3 CUP 992		1'50.309	0.537	0.042	9
5	12 ZENDELI Lirim	DEU	Ombra Racing	Ombra Racing	Porsche 911 GT3 CUP 992	R	1'50.318	0.546	0.009	11
6	21 BERTONELLI Diego	ITA	The Driving Experiences	The Driving Experiences	Porsche 911 GT3 CUP 992		1'50.356	0.584	0.038	11
7	8 MASTERS Keagan	ZAF	Ombra Racing	Team Q8 Hi-Perform	Porsche 911 GT3 CUP 992		1'50.479	0.707	0.123	11
8	38 IAQUINTA Simone	ITA	Prima Ghinzani Motorsport	Prima Ghinzani Motorsport	Porsche 911 GT3 CUP 992		1'50.522	0.750	0.043	12
9	28 BRASCHI Francesco	ITA	Dinamic Motorsport	Dinamic Motorsport	Porsche 911 GT3 CUP 992	R	1'50.589	0.817	0.067	10
10	11 GRAY Oliver	GBR	Ombra Racing	Ombra Racing	Porsche 911 GT3 CUP 992	R	1'50.629	0.857	0.040	12
11	3 CERQUI Alberto	ITA	BeDriver	BeDriver	Porsche 911 GT3 CUP 992		1'50.672	0.900	0.043	10
12	40 STIAK Janne	DEU	Target Competition	Target Competition	Porsche 911 GT3 CUP 992		1'50.702	0.930	0.030	10
13	14 GIACON Steven	ITA	Scuderia Villorba Corse	Scuderia Villorba Corse	Porsche 911 GT3 CUP 992	R	1'50.810	1.038	0.108	11
14	32 QUARESMINI Gianmarco	ITA	Tsunami RT	Tsunami RT	Porsche 911 GT3 CUP 992		1'50.828	1.056	0.018	9
15	22 VAN SOELEN Senna	NLD	Target Competition	Target Competition	Porsche 911 GT3 CUP 992	R	1'50.844	1.072	0.016	9
16	10 ARMANNI Pietro	ITA	Prima Ghinzani Motorsport	Prima Ghinzani Motorsport	Porsche 911 GT3 CUP 992		1'50.855	1.083	0.011	11
17	7 HALL Bayley	AUS	BeDriver	BeDriver	Porsche 911 GT3 CUP 992		1'50.863	1.091	0.008	10
18	25 GREGOR Daniel	DEU	The Driving Experiences	The Driving Experiences	Porsche 911 GT3 CUP 992	R	1'50.897	1.125	0.034	12
19	46 PUJATTI Nicholas	ITA	Scuderia Villorba Corse	Scuderia Villorba Corse	Porsche 911 GT3 CUP 992	R	1'50.935	1.163	0.038	13
20	33 FELBERMAYR Horst Felix	AUT	The Driving Experiences	The Driving Experiences	Porsche 911 GT3 CUP 992		1'51.281	1.509	0.346	11
21	44 OLIVIERI Flavio	ITA	Raptor Engineering	Raptor Engineering	Porsche 911 GT3 CUP 992	R	1'51.299	1.527	0.018	11
22	52 DE AMICIS Alberto	ITA	Ebimotors	Ebimotors	Porsche 911 GT3 CUP 992	MC	1'51.533	1.761	0.234	12
23	24 FANT Filippo	ITA	Team Malucelli	Team Malucelli	Porsche 911 GT3 CUP 992	R	1'51.637	1.865	0.104	11
24	54 STEFANELLI Stefano	ITA	Team Malucelli	Team Malucelli	Porsche 911 GT3 CUP 992	MC	1'51.701	1.929	0.064	15
25	51 GNEMMI Paolo	ITA	Ebimotors	Ebimotors	Porsche 911 GT3 CUP 992	MC	1'51.811	2.039	0.110	12
26	67 DE GIACOMI Alex	ITA	Tsunami RT	Tsunami RT	Porsche 911 GT3 CUP 992	MC	1'51.881	2.109	0.070	14
27	55 BARBERINI Cosimo	ITA	Prima Ghinzani Motorsport	Prima Ghinzani Motorsport	Porsche 911 GT3 CUP 992	MC	1'51.890	2.118	0.009	16
28	50 FENICI Francesco Maria	ITA	Raptor Engineering	Raptor Engineering	Porsche 911 GT3 CUP 992	MC	1'51.898	2.126	0.008	12
29	56 BRUSA Cesare	ITA	Prima Ghinzani Motorsport	Prima Ghinzani Motorsport	Porsche 911 GT3 CUP 992	MC	1'52.044	2.272	0.146	12
30	70 GIORGI Gianluca	ITA	BeDriver	BeDriver	Porsche 911 GT3 CUP 992	MC	1'52.386	2.614	0.342	10
31	19 IMPERATO Anthony	USA	Ombra Racing	Ombra Racing	Porsche 911 GT3 CUP 992		1'52.804	3.032	0.418	11
32	60 GALASSI Marco	SMR	Team Malucelli	Team Malucelli	Porsche 911 GT3 CUP 992	MC	1'53.649	3.877	0.845	18
33	99 CHIRIGUT Horia-Traian	ROU	Scuderia Villorba Corse	Scuderia Villorba Corse	Porsche 911 GT3 CUP 992	MC	1'53.980	4.208	0.331	15

Umidità	59%	Aria	26°C
Condizioni	DRY	Pista	34°C

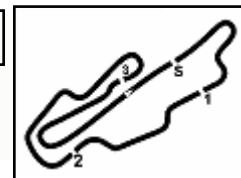
Stewards : Paolo Longoni Simone Leoni Gabriele Lancieri

13/07/2024 Inizio 09:15 Fine 09:57

Esposta alle:

Powered by FICR PERUGIA TIMING





ACI Racing Weekend Mugello, 13-14 Luglio 2024

Porsche Carrera Cup Italia - Classifica Qualifiche

Penalty and Infringment

09.25	54	S. STEFANELLI	#54 Time Deleted (2'05.580) - Exceeded Track Limits T4
09.25	60	M. GALASSI	#60 Time Deleted (1'55.420) - Exceeded Track Limits T14
09.28	55	C. BARBERINI	#55 Time Deleted (1'53.421) - Exceeded Track Limits T4
09.28	46	N. PUJATTI	#46 Time Deleted (1'52.556) - Exceeded Track Limits T4
09.28	51	P. GNEMMI	#51 Time Deleted (1'53.740) - Exceeded Track Limits T15
09.28	24	F. FANT	#24 Time Deleted (1'56.794) - Exceeded Track Limits T4
09.30	46	N. PUJATTI	#46 Time Deleted (1'52.242) - Exceeded Track Limits T15
09.32	22	S. VAN SOELEN	#22 Time Deleted (1'52.863) - Exceeded Track Limits T4
09.35	8	K. MASTERS	#8 Time Deleted (1'51.166) - Exceeded Track Limits T4
09.36	10	P. ARMANNI	#10 Time Deleted (2'01.783) - Exceeded Track Limits T4
09.46	67	A. DE GIACOMI	#67 Time Deleted (1'52.593) - Exceeded Track Limits T15
09.48	19	A. IMPERATO	#19 Time Deleted (1'57.143) - Exceeded Track Limits T4
09.49	67	A. DE GIACOMI	#67 Time Deleted (1'57.657) - Exceeded Track Limits T4
09.49	46	N. PUJATTI	#46 Time Deleted (2'05.946) - Exceeded Track Limits T15
09.49	56	C. BRUSA	#56 Time Deleted (1'51.908) - Exceeded Track Limits T15
09.50	28	F. BRASCHI	#28 Time Deleted (1'51.602) - Exceeded Track Limits T4
09.51	11	O. GRAY	#11 Time Deleted (1'53.546) - Exceeded Track Limits T4
09.52	33	H. FELBERMAYR	#33 Time Deleted (1'56.399) - Exceeded Track Limits T4
09.53	25	D. GREGOR	#25 Time Deleted (1'53.061) - Exceeded Track Limits T5

Fastest Laps Sequence

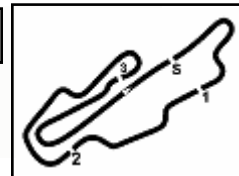
Num.	Concorrente	Naz	Team	Auto	Local Time	Tempo	Dist.	Media
60	M. GALASSI	SMR	Team Malucelli	Porsche 911 GT3 CUP 992	09:19'54.305	1'57.521		160,669
60	M. GALASSI	SMR	Team Malucelli	Porsche 911 GT3 CUP 992	09:21'48.798	1'54.493	-3.028	164,918
70	G. GIORGI	ITA	BeDriver	Porsche 911 GT3 CUP 992	09:23'05.786	1'53.682	-0.811	166,095
52	A. DE AMICIS	ITA	Ebimotors	Porsche 911 GT3 CUP 992	09:24'01.381	1'52.843	-0.839	167,330
51	P. GNEMMI	ITA	Ebimotors	Porsche 911 GT3 CUP 992	09:24'40.948	1'52.733	-0.110	167,493
52	A. DE AMICIS	ITA	Ebimotors	Porsche 911 GT3 CUP 992	09:25'53.870	1'52.489	-0.244	167,856
67	A. DE GIACOMI	ITA	Tsunami RT	Porsche 911 GT3 CUP 992	09:27'37.185	1'52.323	-0.166	168,104
22	S. VAN SOELEN	NLD	Target Competition	Porsche 911 GT3 CUP 992	09:31'53.671	1'51.363	-0.960	169,554
1	L. TEN VOORDE	NLD	Enrico Fulgenzi Racing	Porsche 911 GT3 CUP 992	09:32'05.806	1'50.956	-0.407	170,176
21	D. BERTONELLI	ITA	The Driving Experiences	Porsche 911 GT3 CUP 992	09:32'39.445	1'50.841	-0.115	170,352
40	J. STIAK	DEU	Target Competition	Porsche 911 GT3 CUP 992	09:33'43.843	1'50.806	-0.035	170,406
1	L. TEN VOORDE	NLD	Enrico Fulgenzi Racing	Porsche 911 GT3 CUP 992	09:33'56.394	1'50.588	-0.218	170,742
26	M. KLEIN	FRA	Target Competition	Porsche 911 GT3 CUP 992	09:34'11.449	1'50.528	-0.060	170,835
38	S. IAQUINTA	ITA	Prima Ghinzani Motorsport	Porsche 911 GT3 CUP 992	09:35'45.981	1'50.522	-0.006	170,844
26	M. KLEIN	FRA	Target Competition	Porsche 911 GT3 CUP 992	09:50'07.690	1'49.772	-0.750	172,011

Stewards : Paolo Longoni Simone Leoni Gabriele Lancieri

13/07/2024 Inizio 09:15 Fine 09:57

Esposta alle:





ACI Racing Weekend Mugello, 13-14 Luglio 2024

Porsche Carrera Cup Italia - Classifica Secondo Miglior Tempo Qualifiche

Aut.Int. Mugello 5.245 m

Num.	Conduttore	Naz	Concorrente	Team	Auto	Classe	Tempo	Dist.	Rel.	Giri
1	1 TEN VOORDE Larry	NLD	Enrico Fulgenzi Racing	Enrico Fulgenzi Racing	Porsche 911 GT3 CUP 992		1'50.327			9
2	21 BERTONELLI Diego	ITA	The Driving Experiences	The Driving Experiences	Porsche 911 GT3 CUP 992		1'50.440	0.113	0.113	11
3	26 KLEIN Marvin	FRA	Target Competition	Target Competition	Porsche 911 GT3 CUP 992		1'50.447	0.120	0.007	9
4	17 SCHURING Flynt	NLD	Enrico Fulgenzi Racing	Enrico Fulgenzi Racing	Porsche 911 GT3 CUP 992		1'50.536	0.209	0.089	9
5	15 FESTANTE Aldo	ITA	Dinamic Motorsport	Dinamic Motorsport	Porsche 911 GT3 CUP 992		1'50.542	0.215	0.006	10
6	12 ZENDELI Lirim	DEU	Ombra Racing	Ombra Racing	Porsche 911 GT3 CUP 992	R	1'50.599	0.272	0.057	11
7	38 IAQUINTA Simone	ITA	Prima Ghinzani Motorsport	Prima Ghinzani Motorsport	Porsche 911 GT3 CUP 992		1'50.604	0.277	0.005	12
8	8 MASTERS Keagan	ZAF	Ombra Racing	Team Q8 Hi-Perform	Porsche 911 GT3 CUP 992		1'50.666	0.339	0.062	11
9	40 STIAK Janne	DEU	Target Competition	Target Competition	Porsche 911 GT3 CUP 992		1'50.703	0.376	0.037	10
10	3 CERQUI Alberto	ITA	BeDriver	BeDriver	Porsche 911 GT3 CUP 992		1'50.704	0.377	0.001	10
11	28 BRASCHI Francesco	ITA	Dinamic Motorsport	Dinamic Motorsport	Porsche 911 GT3 CUP 992	R	1'50.849	0.522	0.145	10
12	11 GRAY Oliver	GBR	Ombra Racing	Ombra Racing	Porsche 911 GT3 CUP 992	R	1'50.994	0.667	0.145	12
13	25 GREGOR Daniel	DEU	The Driving Experiences	The Driving Experiences	Porsche 911 GT3 CUP 992	R	1'51.009	0.682	0.015	12
14	22 VAN SOELEN Senna	NLD	Target Competition	Target Competition	Porsche 911 GT3 CUP 992	R	1'51.019	0.692	0.010	9
15	7 HALL Bayley	AUS	BeDriver	BeDriver	Porsche 911 GT3 CUP 992		1'51.104	0.777	0.085	10
16	32 QUARESMINI Gianmarco	ITA	Tsunami RT	Tsunami RT	Porsche 911 GT3 CUP 992		1'51.203	0.876	0.099	9
17	10 ARMANNI Pietro	ITA	Prima Ghinzani Motorsport	Prima Ghinzani Motorsport	Porsche 911 GT3 CUP 992		1'51.233	0.906	0.030	11
18	14 GIACON Steven	ITA	Scuderia Villorba Corse	Scuderia Villorba Corse	Porsche 911 GT3 CUP 992	R	1'51.287	0.960	0.054	11
19	44 OLIVIERI Flavio	ITA	Raptor Engineering	Raptor Engineering	Porsche 911 GT3 CUP 992	R	1'51.402	1.075	0.115	11
20	46 PUJATTI Nicholas	ITA	Scuderia Villorba Corse	Scuderia Villorba Corse	Porsche 911 GT3 CUP 992	R	1'51.549	1.222	0.147	13
21	24 FANT Filippo	ITA	Team Malucelli	Team Malucelli	Porsche 911 GT3 CUP 992	R	1'51.755	1.428	0.206	11
22	52 DE AMICIS Alberto	ITA	Ebimotors	Ebimotors	Porsche 911 GT3 CUP 992	MC	1'51.780	1.453	0.025	12
23	33 FELBERMAYR Horst Felix	AUT	The Driving Experiences	The Driving Experiences	Porsche 911 GT3 CUP 992		1'51.811	1.484	0.031	11
24	54 STEFANELLI Stefano	ITA	Team Malucelli	Team Malucelli	Porsche 911 GT3 CUP 992	MC	1'51.942	1.615	0.131	15
25	55 BARBERINI Cosimo	ITA	Prima Ghinzani Motorsport	Prima Ghinzani Motorsport	Porsche 911 GT3 CUP 992	MC	1'51.943	1.616	0.001	16
26	67 DE GIACOMI Alex	ITA	Tsunami RT	Tsunami RT	Porsche 911 GT3 CUP 992	MC	1'52.085	1.758	0.142	14
27	51 GNEMMI Paolo	ITA	Ebimotors	Ebimotors	Porsche 911 GT3 CUP 992	MC	1'52.188	1.861	0.103	12
28	50 FENICI Francesco Maria	ITA	Raptor Engineering	Raptor Engineering	Porsche 911 GT3 CUP 992	MC	1'52.487	2.160	0.299	12
29	56 BRUSA Cesare	ITA	Prima Ghinzani Motorsport	Prima Ghinzani Motorsport	Porsche 911 GT3 CUP 992	MC	1'52.789	2.462	0.302	12
30	70 GIORGI Gianluca	ITA	BeDriver	BeDriver	Porsche 911 GT3 CUP 992	MC	1'52.911	2.584	0.122	10
31	19 IMPERATO Anthony	USA	Ombra Racing	Ombra Racing	Porsche 911 GT3 CUP 992		1'53.720	3.393	0.809	11
32	60 GALASSI Marco	SMR	Team Malucelli	Team Malucelli	Porsche 911 GT3 CUP 992	MC	1'54.079	3.752	0.359	18
33	99 CHIRIGUT Horia-Traian	ROU	Scuderia Villorba Corse	Scuderia Villorba Corse	Porsche 911 GT3 CUP 992	MC	1'55.022	4.695	0.943	15

Umidità	59%	Aria	26°C
Condizioni	DRY	Pista	34°C

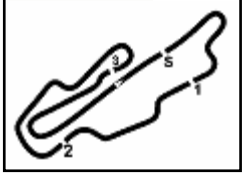
Stewards : Paolo Longoni Simone Leoni Gabriele Lancieri

13/07/2024 Inizio 09:15 Fine 09:57

Esposta alle:

Powered by FICR PERUGIA TIMING





MIGLIOR GIRO			
1	26 KLEIN Marvin	Porsche 911 GT3 CUP 992	1'49.772
2	1 TEN VOORDE Larry	Porsche 911 GT3 CUP 992	1'50.145
3	15 FESTANTE Aldo	Porsche 911 GT3 CUP 992	1'50.267
4	17 SCHURING Flynt	Porsche 911 GT3 CUP 992	1'50.309
5	12 ZENDELI Lirim	Porsche 911 GT3 CUP 992	1'50.318
6	21 BERTONELLI Diego	Porsche 911 GT3 CUP 992	1'50.356
7	8 MASTERS Keagan	Porsche 911 GT3 CUP 992	1'50.479
8	38 IAQUINTA Simone	Porsche 911 GT3 CUP 992	1'50.522
9	28 BRASCHI Francesco	Porsche 911 GT3 CUP 992	1'50.589
10	11 GRAY Oliver	Porsche 911 GT3 CUP 992	1'50.629
11	3 CERQUI Alberto	Porsche 911 GT3 CUP 992	1'50.672
12	40 STIAK Janne	Porsche 911 GT3 CUP 992	1'50.702
13	14 GIACON Steven	Porsche 911 GT3 CUP 992	1'50.810
14	32 QUARESMINI Gianmarco	Porsche 911 GT3 CUP 992	1'50.828
15	22 VAN SOELEN Senna	Porsche 911 GT3 CUP 992	1'50.844
16	10 ARMANNI Pietro	Porsche 911 GT3 CUP 992	1'50.855
17	7 HALL Bayley	Porsche 911 GT3 CUP 992	1'50.863
18	25 GREGOR Daniel	Porsche 911 GT3 CUP 992	1'50.897
19	46 PUJATTI Nicholas	Porsche 911 GT3 CUP 992	1'50.935
20	33 FELBERMAYR Horst Felix	Porsche 911 GT3 CUP 992	1'51.281
21	44 OLIVIERI Flavio	Porsche 911 GT3 CUP 992	1'51.299
22	52 DE AMICIS Alberto	Porsche 911 GT3 CUP 992	1'51.533
23	24 FANT Filippo	Porsche 911 GT3 CUP 992	1'51.637
24	54 STEFANELLI Stefano	Porsche 911 GT3 CUP 992	1'51.701
25	51 GNEMMI Paolo	Porsche 911 GT3 CUP 992	1'51.811
26	67 DE GIACOMI Alex	Porsche 911 GT3 CUP 992	1'51.881
27	55 BARBERINI Cosimo	Porsche 911 GT3 CUP 992	1'51.890
28	50 FENICI Francesco Maria	Porsche 911 GT3 CUP 992	1'51.898
29	56 BRUSA Cesare	Porsche 911 GT3 CUP 992	1'52.044
30	70 GIORGI Gianluca	Porsche 911 GT3 CUP 992	1'52.386
31	19 IMPERATO Anthony	Porsche 911 GT3 CUP 992	1'52.804
32	60 GALASSI Marco	Porsche 911 GT3 CUP 992	1'53.649
33	99 CHIRIGUT Horia-Traian	Porsche 911 GT3 CUP 992	1'53.980

SPEED			
1	15 FESTANTE Aldo	Porsche 911 GT3 CUP 992	261,5
2	52 DE AMICIS Alberto	Porsche 911 GT3 CUP 992	261,5
3	3 CERQUI Alberto	Porsche 911 GT3 CUP 992	261,5
4	21 BERTONELLI Diego	Porsche 911 GT3 CUP 992	260,9
5	12 ZENDELI Lirim	Porsche 911 GT3 CUP 992	260,2
6	70 GIORGI Gianluca	Porsche 911 GT3 CUP 992	260,2
7	56 BRUSA Cesare	Porsche 911 GT3 CUP 992	260,2
8	46 PUJATTI Nicholas	Porsche 911 GT3 CUP 992	260,2
9	24 FANT Filippo	Porsche 911 GT3 CUP 992	260,2
10	10 ARMANNI Pietro	Porsche 911 GT3 CUP 992	260,2
11	8 MASTERS Keagan	Porsche 911 GT3 CUP 992	260,2
12	7 HALL Bayley	Porsche 911 GT3 CUP 992	260,2
13	33 FELBERMAYR Horst Felix	Porsche 911 GT3 CUP 992	260,2
14	38 IAQUINTA Simone	Porsche 911 GT3 CUP 992	259,6
15	14 GIACON Steven	Porsche 911 GT3 CUP 992	259,6
16	22 VAN SOELEN Senna	Porsche 911 GT3 CUP 992	259,6
17	40 STIAK Janne	Porsche 911 GT3 CUP 992	259,6
18	51 GNEMMI Paolo	Porsche 911 GT3 CUP 992	259,6
19	55 BARBERINI Cosimo	Porsche 911 GT3 CUP 992	259,6
20	26 KLEIN Marvin	Porsche 911 GT3 CUP 992	259,6
21	32 QUARESMINI Gianmarco	Porsche 911 GT3 CUP 992	259,6
22	25 GREGOR Daniel	Porsche 911 GT3 CUP 992	259,0
23	67 DE GIACOMI Alex	Porsche 911 GT3 CUP 992	259,0
24	28 BRASCHI Francesco	Porsche 911 GT3 CUP 992	259,0
25	17 SCHURING Flynt	Porsche 911 GT3 CUP 992	259,0
26	11 GRAY Oliver	Porsche 911 GT3 CUP 992	259,0
27	44 OLIVIERI Flavio	Porsche 911 GT3 CUP 992	259,0
28	1 TEN VOORDE Larry	Porsche 911 GT3 CUP 992	258,4
29	54 STEFANELLI Stefano	Porsche 911 GT3 CUP 992	258,4
30	99 CHIRIGUT Horia-Traian	Porsche 911 GT3 CUP 992	257,8
31	19 IMPERATO Anthony	Porsche 911 GT3 CUP 992	257,1
32	60 GALASSI Marco	Porsche 911 GT3 CUP 992	257,1
33	50 FENICI Francesco Maria	Porsche 911 GT3 CUP 992	256,5

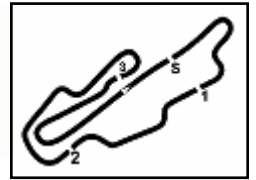
SEG. 1		
1	26 KLEIN Marvin	26.488
2	15 FESTANTE Aldo	26.493
3	1 TEN VOORDE Larry	26.515
4	40 STIAK Janne	26.557
5	21 BERTONELLI Diego	26.570
6	12 ZENDELI Lirim	26.572
7	25 GREGOR Daniel	26.579
8	17 SCHURING Flynt	26.594
9	38 IAQUINTA Simone	26.595
10	14 GIACON Steven	26.601
11	8 MASTERS Keagan	26.610
12	52 DE AMICIS Alberto	26.619
13	32 QUARESMINI Gianmarco	26.627
14	3 CERQUI Alberto	26.653
15	11 GRAY Oliver	26.707
16	10 ARMANNI Pietro	26.724
17	22 VAN SOELEN Senna	26.728
18	28 BRASCHI Francesco	26.738
19	46 PUJATTI Nicholas	26.779
20	7 HALL Bayley	26.802
21	33 FELBERMAYR Horst Feli	26.808
22	67 DE GIACOMI Alex	26.859
23	55 BARBERINI Cosimo	26.874
24	44 OLIVIERI Flavio	26.880
25	24 FANT Filippo	26.903
26	50 FENICI Francesco Maria	26.934
27	51 GNEMMI Paolo	26.965
28	70 GIORGI Gianluca	26.970
29	56 BRUSA Cesare	27.008
30	19 IMPERATO Anthony	27.016
31	54 STEFANELLI Stefano	27.024
32	99 CHIRIGUT Horia-Traian	27.199
33	60 GALASSI Marco	27.439

SEG. 2		
1	15 FESTANTE Aldo	22.072
2	21 BERTONELLI Diego	22.113
3	8 MASTERS Keagan	22.117
4	12 ZENDELI Lirim	22.162
5	28 BRASCHI Francesco	22.175
6	17 SCHURING Flynt	22.189
7	38 IAQUINTA Simone	22.211
8	26 KLEIN Marvin	22.222
9	25 GREGOR Daniel	22.252
10	1 TEN VOORDE Larry	22.259
11	11 GRAY Oliver	22.289
12	32 QUARESMINI Gianmarco	22.307
13	40 STIAK Janne	22.313
14	10 ARMANNI Pietro	22.320
15	22 VAN SOELEN Senna	22.323
16	3 CERQUI Alberto	22.338
17	14 GIACON Steven	22.371
18	33 FELBERMAYR Horst Feli	22.452
19	46 PUJATTI Nicholas	22.462
20	7 HALL Bayley	22.500
21	44 OLIVIERI Flavio	22.519
22	56 BRUSA Cesare	22.535
23	52 DE AMICIS Alberto	22.566
24	54 STEFANELLI Stefano	22.594
25	51 GNEMMI Paolo	22.610
26	24 FANT Filippo	22.618
27	67 DE GIACOMI Alex	22.691
28	50 FENICI Francesco Maria	22.764
29	55 BARBERINI Cosimo	22.801
30	70 GIORGI Gianluca	22.809
31	19 IMPERATO Anthony	23.089
32	60 GALASSI Marco	23.134
33	99 CHIRIGUT Horia-Traian	23.267

SEG. 3		
1	26 KLEIN Marvin	34.567
2	1 TEN VOORDE Larry	34.751
3	15 FESTANTE Aldo	34.827
4	40 STIAK Janne	34.841
5	28 BRASCHI Francesco	34.851
6	21 BERTONELLI Diego	34.859
7	8 MASTERS Keagan	34.884
8	3 CERQUI Alberto	34.905
9	25 GREGOR Daniel	34.925
10	38 IAQUINTA Simone	34.926
11	12 ZENDELI Lirim	34.930
12	11 GRAY Oliver	34.952
13	17 SCHURING Flynt	35.001
14	46 PUJATTI Nicholas	35.005
15	22 VAN SOELEN Senna	35.012
16	7 HALL Bayley	35.013
17	44 OLIVIERI Flavio	35.104
18	14 GIACON Steven	35.130
19	32 QUARESMINI Gianmarco	35.133
20	50 FENICI Francesco Maria	35.215
21	24 FANT Filippo	35.266
22	55 BARBERINI Cosimo	35.303
23	51 GNEMMI Paolo	35.316
24	10 ARMANNI Pietro	35.317
25	54 STEFANELLI Stefano	35.328
26	67 DE GIACOMI Alex	35.355
27	33 FELBERMAYR Horst Feli	35.389
28	52 DE AMICIS Alberto	35.438
29	56 BRUSA Cesare	35.543
30	70 GIORGI Gianluca	35.757
31	19 IMPERATO Anthony	35.784
32	60 GALASSI Marco	35.845
33	99 CHIRIGUT Horia-Traian	36.388

SEG. 4		
1	15 FESTANTE Aldo	26.441
2	26 KLEIN Marvin	26.447
3	21 BERTONELLI Diego	26.450
4	7 HALL Bayley	26.475
5	40 STIAK Janne	26.482
6	10 ARMANNI Pietro	26.494
7	3 CERQUI Alberto	26.498
8	32 QUARESMINI Gianmarco	26.513
9	38 IAQUINTA Simone	26.519
10	17 SCHURING Flynt	26.522
11	28 BRASCHI Francesco	26.531
12	12 ZENDELI Lirim	26.536
13	11 GRAY Oliver	26.542
14	1 TEN VOORDE Larry	26.546
15	46 PUJATTI Nicholas	26.555
16	8 MASTERS Keagan	26.562
17	22 VAN SOELEN Senna	26.587
18	33 FELBERMAYR Horst Feli	26.608
19	14 GIACON Steven	26.609
20	44 OLIVIERI Flavio	26.637
21	54 STEFANELLI Stefano	26.671
22	24 FANT Filippo	26.692
23	52 DE AMICIS Alberto	26.695
24	56 BRUSA Cesare	26.703
25	55 BARBERINI Cosimo	26.716
26	50 FENICI Francesco Maria	26.723
27	19 IMPERATO Anthony	26.733
28	25 GREGOR Daniel	26.742
29	51 GNEMMI Paolo	26.761
30	70 GIORGI Gianluca	26.791
31	67 DE GIACOMI Alex	26.803
32	99 CHIRIGUT Horia-Traian	26.928
33	60 GALASSI Marco	26.950





ACI Racing Weekend Mugello, 13-14 Luglio 2024

Porsche Carrera Cup Italia - Ideal Time Qualifiche

Aut.Int. Mugello 5.245 m
1 / 2

Num. Conduattore	Auto	Seg. 1 Diff. 1	Seg. 2 Diff. 2	Seg. 3 Diff. 3	Seg. 4 Diff. 4	Ideal Time Miglior Giro	Pos.	Diff.
1 26 KLEIN M. (FRA)	Porsche 911 GT3 CUP 992	26.488	22.222	34.567	26.447 +0.048	1'49.724 1'49.772	1	0.048
2 15 FESTANTE A. (ITA)	Porsche 911 GT3 CUP 992	26.493	22.072	34.827 +0.351	26.441 +0.083	1'49.833 1'50.267	3	0.434
3 21 BERTONELLI D. (ITA)	Porsche 911 GT3 CUP 992	26.570 +0.254	22.113 +0.110	34.859	26.450	1'49.992 1'50.356	6	0.364
4 1 TEN VOORDE L. (NLD)	Porsche 911 GT3 CUP 992	26.515	22.259	34.751 +0.074	26.546	1'50.071 1'50.145	2	0.074
5 8 MASTERS K. (ZAF)	Porsche 911 GT3 CUP 992	26.610	22.117	34.884 +0.306	26.562	1'50.173 1'50.479	7	0.306
6 40 STIAK J. (DEU)	Porsche 911 GT3 CUP 992	26.557 +0.029	22.313 +0.077	34.841 +0.248	26.482 +0.155	1'50.193 1'50.702	12	0.509
7 12 ZENDELI L. (DEU)	Porsche 911 GT3 CUP 992	26.572	22.162	34.930	26.536 +0.118	1'50.200 1'50.318	5	0.118
8 38 IAQUINTA S. (ITA)	Porsche 911 GT3 CUP 992	26.595 +0.167	22.211 +0.104	34.926	26.519	1'50.251 1'50.522	8	0.271
9 28 BRASCHI F. (ITA)	Porsche 911 GT3 CUP 992	26.738 +0.055	22.175 +0.189	34.851 +0.050	26.531	1'50.295 1'50.589	9	0.294
10 17 SCHURING F. (NLD)	Porsche 911 GT3 CUP 992	26.594	22.189	35.001 +0.003	26.522	1'50.306 1'50.309	4	0.003
11 3 CERQUII A. (ITA)	Porsche 911 GT3 CUP 992	26.653 +0.278	22.338	34.905	26.498	1'50.394 1'50.672	11	0.278
12 11 GRAY O. (GBR)	Porsche 911 GT3 CUP 992	26.707 +0.013	22.289 +0.126	34.952	26.542	1'50.490 1'50.629	10	0.139
13 25 GREGOR D. (DEU)	Porsche 911 GT3 CUP 992	26.579	22.252	34.925 +0.399	26.742	1'50.498 1'50.897	18	0.399
14 32 QUARESMINI G. (ITA)	Porsche 911 GT3 CUP 992	26.627 +0.110	22.307 +0.138	35.133	26.513	1'50.580 1'50.828	14	0.248
15 22 VAN SOELEN S. (NLD)	Porsche 911 GT3 CUP 992	26.728	22.323 +0.142	35.012	26.587 +0.052	1'50.650 1'50.844	15	0.194
16 14 GIACON S. (ITA)	Porsche 911 GT3 CUP 992	26.601	22.371	35.130 +0.099	26.609	1'50.711 1'50.810	13	0.099
17 7 HALL B. (AUS)	Porsche 911 GT3 CUP 992	26.802 +0.047	22.500 +0.026	35.013	26.475	1'50.790 1'50.863	17	0.073
18 46 PUJATTI N. (ITA)	Porsche 911 GT3 CUP 992	26.779 +0.132	22.462 +0.002	35.005	26.555	1'50.801 1'50.935	19	0.134
19 10 ARMANNI P. (ITA)	Porsche 911 GT3 CUP 992	26.724	22.320	35.317	26.494	1'50.855 1'50.855	16	
20 44 OLIVIERI F. (ITA)	Porsche 911 GT3 CUP 992	26.880 +0.063	22.519 +0.070	35.104	26.637 +0.026	1'51.140 1'51.299	21	0.159
21 33 FELBERMAYR H. (AUT)	Porsche 911 GT3 CUP 992	26.808	22.452	35.389	26.608 +0.024	1'51.257 1'51.281	20	0.024
22 52 DE AMICIS A. (ITA)	Porsche 911 GT3 CUP 992	26.619 +0.083	22.566	35.438	26.695 +0.132	1'51.318 1'51.533	22	0.215
23 24 FANT F. (ITA)	Porsche 911 GT3 CUP 992	26.903 +0.021	22.618	35.266 +0.137	26.692	1'51.479 1'51.637	23	0.158
24 54 STEFANELLI S. (ITA)	Porsche 911 GT3 CUP 992	27.024	22.594	35.328	26.671 +0.084	1'51.617 1'51.701	24	0.084
25 50 FENICI F. (ITA)	Porsche 911 GT3 CUP 992	26.934	22.764	35.215 +0.129	26.723 +0.133	1'51.636 1'51.898	28	0.262
26 51 GNEMMI P. (ITA)	Porsche 911 GT3 CUP 992	26.965 +0.066	22.610 +0.039	35.316	26.761 +0.054	1'51.652 1'51.811	25	0.159
27 55 BARBERINI C. (ITA)	Porsche 911 GT3 CUP 992	26.874 +0.049	22.801 +0.141	35.303	26.716 +0.006	1'51.694 1'51.890	27	0.196
28 67 DE GIACOMI A. (ITA)	Porsche 911 GT3 CUP 992	26.859 +0.136	22.691	35.355	26.803 +0.037	1'51.708 1'51.881	26	0.173
29 56 BRUSA C. (ITA)	Porsche 911 GT3 CUP 992	27.008 +0.123	22.535 +0.046	35.543 +0.011	26.703 +0.075	1'51.789 1'52.044	29	0.255
30 70 GIORGI G. (ITA)	Porsche 911 GT3 CUP 992	26.970	22.809	35.757	26.791 +0.059	1'52.327 1'52.386	30	0.059
31 19 IMPERATO A. (USA)	Porsche 911 GT3 CUP 992	27.016	23.089 +0.182	35.784	26.733	1'52.622 1'52.804	31	0.182
32 60 GALASSI M. (SMR)	Porsche 911 GT3 CUP 992	27.439	23.134	35.845	26.950 +0.281	1'53.368 1'53.649	32	0.281
33 99 CHIRIGUT H. (ROU)	Porsche 911 GT3 CUP 992	27.199 +0.179	23.267	36.388	26.928 +0.019	1'53.782 1'53.980	33	0.198

13/07/2024

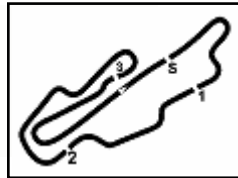
Powered by FICR PERUGIA TIMING



PORSCHE

CARRERA CUP
ITALIA

3.4



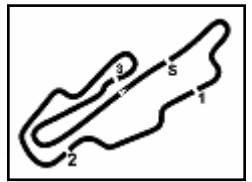
ACI Racing Weekend Mugello, 13-14 Luglio 2024

Porsche Carrera Cup Italia - Ideal Time Qualifiche

Aut.Int. Mugello 5.245 m
2 / 2

Num. Conduttore	Auto	Seg. 1 Diff. 1	Seg. 2 Diff. 2	Seg. 3 Diff. 3	Seg. 4 Diff. 4	Ideal Time Miglior Giro	Pos.	Diff.
	Ideal Time Assoluto	26.488	22.072	34.567	26.441	1'49.568		





1 L. TEN VOOEDE (1'50.145)							
Giro	Seg.1	Seg.2	Seg.3	Seg.4	T. Giro	km/h	Local Time
1							
2	42.265	26.886	39.876	29.255	2'18.282P	139,4	9:28'12.349
3	29.396	24.842	38.162	30.101	2'02.501	242,7	9:30'14.850
4	26.899	22.576	34.904	26.577	1'50.956	255,3	9:32'05.806
5	26.636	22.395	34.990	26.567	1'50.588	256,5	9:33'56.394
6	26.686	22.444	35.076	8'58.982	10'23.188P	258,4	9:44'19.582
7	49.275	26.277	39.032	28.050	2'22.634P	95,3	9:46'42.216
8	28.452	24.746	37.071	26.631	1'56.900	251,2	9:48'39.116
9	26.613	22.414	34.751	26.549	1'50.327	257,1	9:50'29.443
10	26.515	22.259	34.825	26.546	1'50.145	257,1	9:52'19.588
11	26.590	22.440	35.498			258,4	

3 A. CERQUI (1'50.672)							
Giro	Seg.1	Seg.2	Seg.3	Seg.4	T. Giro	km/h	Local Time
1							
2	43.347	30.916	39.319	29.280	2'22.862P	120,1	9:28'51.012
3	31.625	30.615	40.581	26.920	2'09.741	216,9	9:31'00.753
4	26.961	22.499	35.024	26.579	1'51.063	257,8	9:32'51.816
5	26.809	22.549	35.055	26.551	1'50.964	258,4	9:34'42.780
6	27.756				8'52.183P	259,6	9:43'34.963
7	46.865	30.756	41.319	28.275	2'27.215P	100,9	9:46'02.178
8	28.476	24.024	39.379	27.190	1'59.069	236,8	9:48'01.247
9	26.779	22.699	40.352	27.185	1'57.015	259,0	9:49'58.262
10	26.931	22.338	34.905	26.498	1'50.672	259,0	9:51'48.934
11	26.653	22.413	35.091	26.547	1'50.704	260,9	9:53'39.638
12	26.898	22.574	41.434			261,5	

7 B. HALL (1'50.863)							
Giro	Seg.1	Seg.2	Seg.3	Seg.4	T. Giro	km/h	Local Time
1							
2	40.574	28.400	43.147	27.420	2'19.541P	146,7	9:28'26.016
3	27.562	23.190	35.686	26.643	1'53.081	254,7	9:30'19.097
4	26.939	22.726	35.161	26.627	1'51.453	258,4	9:32'10.550
5	26.802	22.667	35.041	26.594	1'51.104	259,0	9:34'01.654
6	26.991	22.760	36.421	8'20.102	9'46.274P	259,0	9:43'47.928
7	43.741	27.026	40.341	27.925	2'19.033P	111,2	9:46'06.961
8	27.816	23.579	36.680	27.344	1'55.419	258,4	9:48'02.380
9	26.849	22.526	35.013	26.475	1'50.863	259,6	9:49'53.243
10	26.804	22.500	36.683	27.940	1'53.927	260,2	9:51'47.170
11	26.835	22.504	35.235	26.584	1'51.158	259,0	9:53'38.328
12	27.200	22.988	39.771			258,4	

8 K. MASTERS (1'50.479)							
Giro	Seg.1	Seg.2	Seg.3	Seg.4	T. Giro	km/h	Local Time
1							
2	44.774	28.078	42.560	33.486	2'28.898P	113,0	9:29'01.327
3	30.025	25.250	38.449	27.116	2'00.840	223,1	9:31'02.167
4	26.922	22.768	35.178	26.675	1'51.543	257,8	9:32'53.710
5	26.870	22.398	35.288	26.734	1'51.290	258,4	9:34'45.000
6	26.700	22.320	35.286	26.860	1'51.166C	258,4	9:36'36.166
7	28.328				6'36.500P	231,3	9:43'12.666
8	40.476	26.082	39.719	29.791	2'16.068P	147,5	9:45'28.734
9	29.073	25.083	37.872	29.206	2'01.234	248,8	9:47'29.968
10	26.798	22.340	34.884	26.644	1'50.666	257,1	9:49'20.634
11	26.610	22.117	35.190	26.562	1'50.479	259,0	9:51'11.113
12	26.687	22.217	35.168	26.594	1'50.666	259,0	9:53'01.779
13	26.650					260,2	

10 P. ARMANNI (1'50.855)							
Giro	Seg.1	Seg.2	Seg.3	Seg.4	T. Giro	km/h	Local Time
1							

1							
2	40.098	32.013	43.224	31.966	2'27.301P	147,9	9:29'47.200
3	30.090	26.345	40.175	36.286	2'12.896	232,8	9:32'00.096
4	27.090	22.712	35.414	26.681	1'51.897	256,5	9:33'51.993
5	26.911	22.334	35.429	26.574	1'51.248	259,0	9:35'43.241
6	26.816	22.277	42.471	30.219	2'01.783C	258,4	9:37'45.024
7	29.095				7'41.140P	257,1	9:45'26.164
8	37.726	27.291	41.331	28.549	2'14.897P	160,0	9:47'41.061
9	31.455				1'23.799P	246,6	9:49'04.860
10	36.672	25.174	39.682	27.124	2'08.652P	167,4	9:51'13.512
11	26.774	22.573	35.341	26.545	1'51.233	259,0	9:53'04.745
12	26.724	22.320	35.317	26.494	1'50.855	259,6	9:54'55.600
13	26.859	22.543	37.804			260,2	

11 O. GRAY (1'50.629)							
Giro	Seg.1	Seg.2	Seg.3	Seg.4	T. Giro	km/h	Local Time
1							
2	43.622	28.184	42.473	31.427	2'25.706P	120,1	9:29'03.077
3	32.426	24.561	38.218	31.613	2'06.818	190,1	9:31'09.895
4	26.966	22.486	37.975	27.321	1'54.748	257,8	9:33'04.643
5	26.785	22.300	35.268	26.926	1'51.279	258,4	9:34'55.922
6	26.815	22.467	35.640	26.861	1'51.783	258,4	9:36'47.705
7	27.076				6'28.843P	258,4	9:43'16.548
8	41.081				1'32.584P	135,8	9:44'49.132
9	38.106	25.628	38.408	29.002	2'11.144P	156,7	9:47'00.276
10	31.547	27.831	42.135	29.341	2'10.854	217,3	9:49'11.130
11	26.720	22.415	34.952	26.542	1'50.629	256,5	9:51'01.759
12	26.709	22.393	37.303	27.141	1'53.546C	257,1	9:52'55.305
13	26.707	22.289	35.252	26.746	1'50.994	258,4	9:54'46.299
14	26.750	23.968	41.887			259,0	

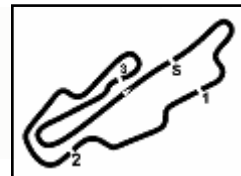
12 L. ZENDELI (1'50.318)							
Giro	Seg.1	Seg.2	Seg.3	Seg.4	T. Giro	km/h	Local Time
1							
2	43.581	28.582	42.163	32.461	2'26.787P	113,4	9:29'01.902
3	32.279	24.790	37.963	27.375	2'02.407	186,5	9:31'04.309
4	26.980	22.393	35.066	26.536	1'50.975	257,1	9:32'55.284
5	26.687	22.220	35.054	26.638	1'50.599	258,4	9:34'45.883
6	26.860	23.542	38.137	7'31.223	8'59.762P	259,6	9:43'45.645
7	45.704				1'37.531P	122,6	9:45'23.176
8	37.796	24.903	37.825	28.169	2'08.693P	166,7	9:47'31.869
9	31.179	23.796	36.817	27.029	1'58.821	246,0	9:49'30.690
10	26.572	22.162	34.930	26.654	1'50.318	258,4	9:51'21.008
11	27.253	28.160	38.647	27.214	2'01.274	260,2	9:53'22.282
12	26.720	22.251	35.191	26.565	1'50.727	258,4	9:55'13.009

14 S. GIACON (1'50.810)							
Giro	Seg.1	Seg.2	Seg.3	Seg.4	T. Giro	km/h	Local Time
1							
2	43.823	30.691	42.075	30.969	2'27.558P	133,8	9:28'57.075
3	33.090	26.709	40.470	27.515	2'07.784	239,5	9:31'04.859
4	27.051	22.626	35.292	26.737	1'51.706	258,4	9:32'56.565
5	26.817	22.502	35.269	27.051	1'51.639	257,1	9:34'48.204
6	27.013	22.441	35.730	26.763	1'51.947	255,9	9:36'40.151
7	29.844				7'08.988P	256,5	9:43'49.139
8	42.944	27.438	40.004	28.190	2'18.576P	116,8	9:46'07.715
9	28.163	23.917	36.200	26.874	1'55.154	256,5	9:48'02.869
10	26.863	22.649	35.130	26.645	1'51.287	259,6	9:49'54.156
11	26.601	22.371	35.229	26.609	1'50.810	259,6	9:51'44.966
12	26.696	22.602	38.509	28.791	1'56.598	258,4	9:53'41.564
13	26.828	22.570	36.314			259,0	



ACI Racing Weekend Mugello, 13-14 Luglio 2024
Porsche Carrera Cup Italia - Analisi Tempi Qualifiche

3.5



Aut.Int. Mugello 5.245 m

2 / 5

15 A. FESTANTE (1'50.267)

Giro	Seg.1	Seg.2	Seg.3	Seg.4	T. Giro	km/h	Local Time
1							
2	47.646	27.268	39.966	32.787	2'27.667P	86,4	9:31'21.037
3	33.434	28.373	38.235	28.780	2'08.822	173,4	9:33'29.859
4	27.176	22.386	34.827	26.441	1'50.830	257,1	9:35'20.689
5	26.617	22.272	35.226	26.471	1'50.586	258,4	9:37'11.275
6	26.660	22.264	35.064	26.611	1'50.599	258,4	9:39'01.874
7	27.639				7'34.557P	257,8	9:46'36.431
8	48.522	28.067	41.085	30.878	2'28.552P	88,3	9:49'04.983
9	30.530	33.107	40.258	28.231	2'12.126	201,1	9:51'17.109
10	26.666	22.494	34.908	26.474	1'50.542	257,8	9:53'07.651
11	26.493	22.072	35.178	26.524	1'50.267	260,2	9:54'57.918
12	28.847					261,5	

1							
2	42.103				1'31.330P	151,9	9:27'54.034
3	36.309	25.417		37.006	2'08.274P	167,2	9:30'02.308
4	26.854	22.484		35.283	1'51.363	257,1	9:31'53.671
5	26.826	22.425		36.798	1'52.863C	259,6	9:33'46.534
6	26.738				10'23.980P	259,6	9:44'10.514
7	40.085	25.261		37.433	2'12.829P	151,0	9:46'23.343
8	26.953	22.452		36.145	1'56.054	257,1	9:48'19.397
9	26.728	22.465		35.012	26.639	1'50.844	258,4
10	26.770	22.323		35.339	26.587	1'51.019	259,0
11	26.937						259,6

24 F. FANT (1'51.637)

Giro	Seg.1	Seg.2	Seg.3	Seg.4	T. Giro	km/h	Local Time
1							
2	41.866	28.759	39.079	30.688	2'20.392P	113,4	9:25'55.753
3	28.444	24.523	38.271	27.982	1'59.220	254,7	9:27'54.973
4	27.432	23.130	38.085	28.147	1'56.794C	254,7	9:29'51.767
5	27.335	23.289	36.757	27.074	1'54.455	255,3	9:31'46.222
6	27.279	22.947	35.266	26.744	1'52.236	257,8	9:33'38.458
7	27.222				1'08.367P	257,1	9:44'46.825
8	39.087	25.835	38.105	28.901	2'11.928P	158,6	9:46'58.753
9	28.875	25.409	39.401	28.499	2'02.184	246,0	9:49'00.937
10	27.172	22.858	35.303	26.735	1'52.068	258,4	9:50'53.005
11	26.924	22.618	35.403	26.692	1'51.637	259,0	9:52'44.642
12	26.903	22.733	35.279	26.840	1'51.755	260,2	9:54'36.397
13	30.191					242,2	

25 D. GREGOR (1'50.897)

Giro	Seg.1	Seg.2	Seg.3	Seg.4	T. Giro	km/h	Local Time
1							
2	44.620	31.758	43.934	32.353	2'32.665P	118,9	9:29'17.919
3	31.917	26.937	40.413	27.143	2'06.410	236,8	9:31'24.329
4	26.920	22.931	35.153	27.003	1'52.007	258,4	9:33'16.336
5	26.733	22.479	35.043	26.754	1'51.009	257,8	9:35'07.345
6	26.718	22.364	35.438	27.030	1'51.550	257,1	9:36'58.895
7	27.532				7'15.091P	257,1	9:44'13.986
8	49.751	29.680	41.507	33.147	2'34.085P	118,7	9:46'48.071
9	29.862	25.314	38.893	27.399	2'01.468	224,5	9:48'49.539
10	26.819	22.715	34.925	26.795	1'51.254	256,5	9:50'40.793
11	26.579	22.252	35.324	26.742	1'50.897	257,8	9:52'31.690
12	26.651	22.518	36.969	26.923	1'53.061C	259,0	9:54'24.751
13	26.774	22.425	35.490	26.893	1'51.582	258,4	9:56'16.333

26 M. KLEIN (1'49.772)

Giro	Seg.1	Seg.2	Seg.3	Seg.4	T. Giro	km/h	Local Time
1							
2	38.970	27.779	40.529	28.475	2'15.753P	147,7	9:28'32.499
3	28.838	24.804	36.795	26.893	1'57.330	252,9	9:30'29.829
4	26.665	22.417	35.309	26.701	1'51.092	257,8	9:32'20.921
5	26.645	22.398	34.984	26.501	1'50.528	257,8	9:34'11.449
6	26.712				9'53.268P	259,0	9:44'04.717
7	40.576	27.698	38.575	27.792	2'14.641P	137,8	9:46'19.358
8	27.514	23.618	37.751	29.677	1'58.560	257,1	9:48'17.918
9	26.488	22.222	34.567	26.495	1'49.772	258,4	9:50'07.690
10	26.564	22.323	35.113	26.447	1'50.447	259,6	9:51'58.137
11	26.605					259,6	

28 F. BRASCHI (1'50.589)

Giro	Seg.1	Seg.2	Seg.3	Seg.4	T. Giro	km/h	Local Time
1							
2	43.799	34.387	42.722	32.737	2'33.645P	138,5	9:29'22.396
3	30.612	29.471	40.967	28.537	2'09.587	218,6	9:31'31.983

21 D. BERTONELLI (1'50.356)

Giro	Seg.1	Seg.2	Seg.3	Seg.4	T. Giro	km/h	Local Time
1							
2	42.332	27.872	39.526	30.053	2'19.783P	151,0	9:28'44.661
3	34.476	26.200	36.518	26.749	2'03.943	210,5	9:30'48.604
4	26.689	22.237	35.225	26.690	1'50.841	257,8	9:32'39.445
5	26.665	22.165	35.207	26.498	1'50.535	259,0	9:34'29.980
6	28.480				9'58.939P	260,9	9:44'28.919
7	43.478	28.247	40.937	29.632	2'22.294P	134,8	9:46'51.213
8	30.088	27.243	40.629	27.201	2'05.161	239,5	9:48'56.374
9	26.824	22.223	34.859	26.450	1'50.356	257,1	9:50'46.730
10	26.577	22.113	35.221	26.529	1'50.440	259,0	9:52'37.170
11	26.570	22.265	35.362	26.653	1'50.850	260,2	9:54'28.020
12	26.722	22.363	35.359	26.555	1'50.999	260,2	9:56'19.019

22 S. VAN SOELEN (1'50.844)

Giro	Seg.1	Seg.2	Seg.3	Seg.4	T. Giro	km/h	Local Time
1							
2							
3							

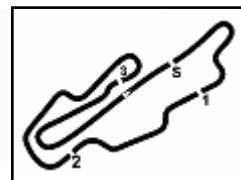
13/07/2024

P = Box In/Out - C = Tempo Invalidato

Powered by FICR PERUGIA TIMING



ACI Racing Weekend Mugello, 13-14 Luglio 2024
Porsche Carrera Cup Italia - Analisi Tempi Qualifiche



Aut.Int. Mugello 5.245 m

3 / 5

4	27.187	22.536	34.851	26.754	1'51.328	254,7	9:33'23.311	8	37.874	26.523	38.097	31.300	2'13.794P	161,0	9:47'58.855
5	26.793	22.364	34.901	26.531	1'50.589	255,9	9:35'13.900	9	26.642	23.522	35.714	27.133	1'53.011	257,1	9:49'51.866
6	26.856	27.145	39.734	8'21.202	9'54.937P	255,9	9:45'08.837	10	26.586	22.390	35.089	26.637	1'50.702	257,8	9:51'42.568
7	39.471	26.611	38.724	28.738	2'13.544P	144,0	9:47'22.381	11	26.557	22.313	35.241	26.592	1'50.703	258,4	9:53'33.271
8	29.495	28.954	36.605	30.281	2'05.335	247,7	9:49'27.716	12	26.757					259,0	
9	27.021	22.515	35.303	26.763	1'51.602C	255,3	9:51'19.318								
10	26.785	22.175	35.264	26.625	1'50.849	257,1	9:53'10.167								
11	26.738	22.352	35.396	26.579	1'51.065	259,0	9:55'01.232								

44 F. OLIVIERI (1'51.299)

Giro	Seg.1	Seg.2	Seg.3	Seg.4	T. Giro	km/h	Local Time
1							
2	43.581	29.080	42.672	33.615	2'28.948P	108,9	9:29'42.707
3	33.286	24.928	38.776	27.520	2'04.510	200,4	9:31'47.217
4	28.335	23.094	35.391	26.770	1'53.590	258,4	9:33'40.807
5	27.012	22.749	35.191	26.697	1'51.649	258,4	9:35'32.456
6	26.995	22.663	35.672	26.741	1'52.071	258,4	9:37'24.527
7	26.978			6'58.230P		257,1	9:44'22.757
8	48.247	26.782	39.529	27.748	2'22.306P	96,3	9:46'45.063
9	27.853	24.067	37.293	26.841	1'56.054	248,3	9:48'41.117
10	26.943	22.589	35.104	26.663	1'51.299	258,4	9:50'32.416
11	26.917	22.519	35.329	26.637	1'51.402	259,0	9:52'23.818
12	26.880	22.616	35.777	26.803	1'52.076	258,4	9:54'15.894
13	27.430					257,8	

32 G. QUARESMINI (1'50.828)

Giro	Seg.1	Seg.2	Seg.3	Seg.4	T. Giro	km/h	Local Time
1							
2	39.982	26.445	40.513	29.352	2'16.292P	125,6	9:30'40.443
3	30.151	24.138	36.322	26.872	1'57.483	229,3	9:32'37.926
4	27.171	22.567	35.434	26.586	1'51.758	257,1	9:34'29.684
5	26.949	22.698	35.398	26.661	1'51.706	258,4	9:36'21.390
6	26.971	22.618	35.632	6'52.767	8'17.988P	258,4	9:44'39.378
7	37.498	25.940	40.957	29.049	2'13.444P	169,5	9:46'52.822
8	29.434	27.162	40.988	28.210	2'05.794	254,7	9:48'58.616
9	26.737	22.445	35.133	26.513	1'50.828	259,0	9:50'49.444
10	26.664	22.307	35.583	26.649	1'51.203	259,6	9:52'40.647
11	26.627	22.469	36.259			259,6	

46 N. PUJATTI (1'50.935)

Giro	Seg.1	Seg.2	Seg.3	Seg.4	T. Giro	km/h	Local Time
1							
2	47.287	29.400	39.834	30.435	2'26.956P	124,9	9:25'11.260
3	28.920	23.946	35.745	27.160	1'55.771	253,5	9:27'07.031
4	27.409	23.030	35.274	26.843	1'52.556C	255,9	9:28'59.587
5	26.988	22.608	35.953	26.693	1'52.242C	256,5	9:30'51.829
6	27.189			5'07.293P		258,4	9:35'59.122
7	34.844	23.242	35.578	27.028	2'00.692P	169,3	9:37'59.814
8	27.124	22.938	35.628	26.773	1'52.463	255,9	9:39'52.277
9	27.542			4'49.116P		256,5	9:44'41.393
10	39.638	26.141	38.286	28.775	2'12.840P	148,8	9:46'54.233
11	28.918	26.981	41.231	28.816	2'05.946C	248,3	9:49'00.179
12	26.911	22.464	35.005	26.555	1'50.935	255,9	9:50'51.114
13	26.779	22.462	36.659	26.702	1'52.602	259,0	9:52'43.716
14	26.938	22.518	35.456	26.637	1'51.549	260,2	9:54'35.265
15	26.992	22.539	37.120			257,8	

33 H. FELBERMAYR (1'51.281)

Giro	Seg.1	Seg.2	Seg.3	Seg.4	T. Giro	km/h	Local Time
1							
2	42.175	27.833	39.228	29.702	2'18.938P	143,6	9:28'45.243
3	34.404	26.572	36.575	27.044	2'04.595	210,9	9:30'49.838
4	27.251	22.827	35.633	26.724	1'52.435	259,0	9:32'42.273
5	27.008	22.686	35.390	26.727	1'51.811	259,0	9:34'34.084
6	27.160	22.795	38.061	7'42.357	9'10.373P	258,4	9:43'44.457
7	46.761	29.852	40.692	29.540	2'26.845P	123,0	9:46'11.302
8	28.467	24.075	36.116	32.307	2'00.965	252,9	9:48'12.267
9	27.081	22.491	35.865	26.608	1'52.045	257,8	9:50'04.312
10	26.808	22.452	35.389	26.632	1'51.281	259,6	9:51'55.593
11	26.895	22.438	38.528	28.538	1'56.399C	260,2	9:53'51.992
12	27.036	22.574	35.759	26.723	1'52.092	257,1	9:55'44.084

38 S. IAQUINTA (1'50.522)

Giro	Seg.1	Seg.2	Seg.3	Seg.4	T. Giro	km/h	Local Time
1							
2	41.021	32.003	43.162	31.250	2'27.436P	143,2	9:29'45.823
3	29.367	24.970	37.620	26.926	1'58.883	247,1	9:31'44.706
4	33.506	29.235	41.195	26.817	2'10.753	255,9	9:33'55.459
5	26.762	22.315	34.926	26.519	1'50.522	257,8	9:35'45.981
6	26.776	22.284	35.321	26.630	1'51.011	257,8	9:37'36.992
7	30.277			7'47.918P		230,8	9:45'24.910
8	38.374	27.506	40.140	29.406	2'15.426P	161,4	9:47'40.336
9	31.898			1'22.743P		242,7	9:49'03.079
10	37.436	24.805	37.239	26.818	2'06.298P	144,8	9:51'09.377
11	26.739	22.211	35.028	26.626	1'50.604	257,8	9:52'59.981
12	26.595	23.067	37.560	26.783	1'54.005	259,6	9:54'53.986
13	26.624	22.396	35.300	26.658	1'50.978	259,0	9:56'44.964

40 J. STIAK (1'50.702)

Giro	Seg.1	Seg.2	Seg.3	Seg.4	T. Giro	km/h	Local Time
1							
2	40.302				1'32.814P	139,4	9:27'51.616
3	36.718	24.936	37.994	29.266	2'08.914P	161,2	9:30'00.530
4	26.826	22.647	34.841	28.193	1'52.507	257,1	9:31'53.037
5	26.608	22.575	35.141	26.482	1'50.806	257,8	9:33'43.843
6	27.586			10'24.828P		259,6	9:44'08.671
7	41.777			1'36.390P		139,4	9:45'45.061

50 F. FENICI (1'51.898)

Giro	Seg.1	Seg.2	Seg.3	Seg.4	T. Giro	km/h	Local Time
1							
2	44.070	29.865	44.304	3'48.742	5'46.981P	104,4	9:27'48.075
3	38.089	26.449	39.860	31.838	2'16.236P	142,3	9:30'04.311
4	30.188	25.502	42.297	31.942	2'09.929	220,9	9:32'14.240
5	27.384	23.256	35.756	26.964	1'53.360	254,1	9:34'07.600
6	27.448	22.874	35.519	26.723	1'52.564	255,3	9:36'00.164
7	27.385	22.971	35.579	26.982	1'52.917	255,3	9:37'53.081
8	28.862			3'44.687P		255,3	9:41'37.768
9	40.722	31.868	42.653	2'11.314	4'06.557P	124,7	9:45'44.325
10	36.800	25.033	37.253	29.847	2'08.933P	169,8	9:47'53.258
11	27.391	22.947	35.215	26.934	1'52.487	254,1	9:49'45.745
12	26.934	22.764	35.344	26.856	1'51.898	256,5	9:51'37.643
13	27.213	23.000	35.486	27.026	1'52.725	256,5	9:53'30.368
14	27.165	22.821	35.923			256,5	

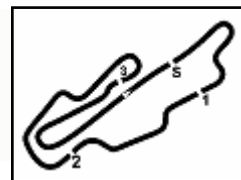
51 P. GNEMMI (1'51.811)

Giro	Seg.1	Seg.2	Seg.3	Seg.4	T. Giro	km/h	Local Time
1							
2	44.429	30.223	40.099	29.458	2'24.209P	101,4	9:20'49.850
3	28.551	24.656	37.522	27.636	1'58.365	252,9	9:22'48.215
4	27.378	23.013	35.462	26.880	1'52.733	256,5	9:24'40.948

13/07/2024

P = Box In/Out - C = Tempo Invalidato





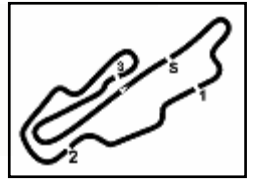
ACI Racing Weekend Mugello, 13-14 Luglio 2024
Porsche Carrera Cup Italia - Analisi Tempi Qualifiche

1								
2	43.933	31.916	43.127	35.455	2'34.431P	131,4	9:19'07.595	
3	33.244	26.135	37.819	27.311	2'04.509	177,3	9:21'12.104	
4	27.205	23.506	36.072	26.899	1'53.682	256,5	9:23'05.786	
5	27.089	23.235	35.834	26.791	1'52.949	258,4	9:24'58.735	
6	30.860				16'56.849P	250,0	9:41'55.584	
7	41.218	28.629	41.992	30.974	2'22.813P	137,4	9:44'18.397	
8	29.181	24.086	36.509	26.965	1'56.741	230,8	9:46'15.138	
9	26.970	22.809	35.757	26.850	1'52.386	258,4	9:48'07.524	
10	27.000	22.896	36.128	26.887	1'52.911	258,4	9:50'00.435	
11	26.986	22.839	37.019	4'38.243	6'05.087P	260,2	9:56'05.522	

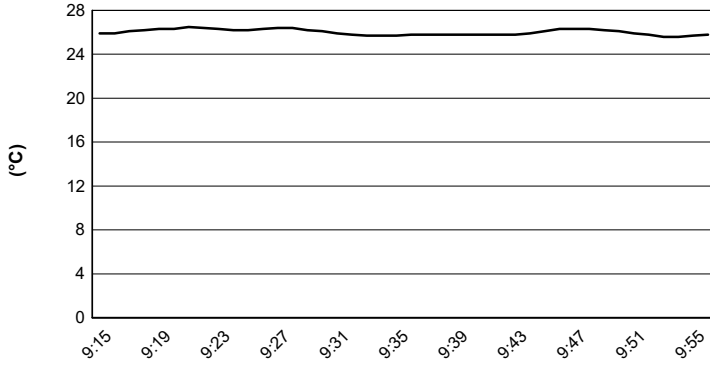
99 H. CHIRIGUT (1'53.980)

Giro	Seg.1	Seg.2	Seg.3	Seg.4	T. Giro	km/h	Local Time
1							
2	44.717	29.025	43.015	30.809	2'27.566P	152,5	9:18'54.141
3	29.456	25.734	38.995	27.613	2'01.798	251,7	9:20'55.939
4	27.629	23.986	37.045	27.467	1'56.127	254,7	9:22'52.066
5	27.519	23.624	36.759	27.120	1'55.022	256,5	9:24'47.088
6	27.844	23.653	39.500	27.493	1'58.490	255,9	9:26'45.578
7	27.594	23.749	40.516	28.931	2'00.790	254,7	9:28'46.368
8	56.099	27.424	39.836	6'37.493	8'40.852P	256,5	9:37'27.220
9	41.702	28.121	38.969	29.694	2'18.486P	162,7	9:39'45.706
10	28.386	24.826	39.681	37.033	2'09.926	252,3	9:41'55.632
11	27.539	23.621	36.604	31.752	1'59.516	257,1	9:43'55.148
12	27.378	23.267	36.388	26.947	1'53.980	254,7	9:45'49.128
13	27.472	23.711	37.820	29.175	1'58.178	255,9	9:47'47.306
14	27.788				3'09.665P	257,8	9:50'56.971
15	34.140	23.859	36.404	26.928	2'01.331P	172,8	9:52'58.302
16	27.199	24.309	39.720	27.489	1'58.717	257,1	9:54'57.019
17	37.895					257,8	

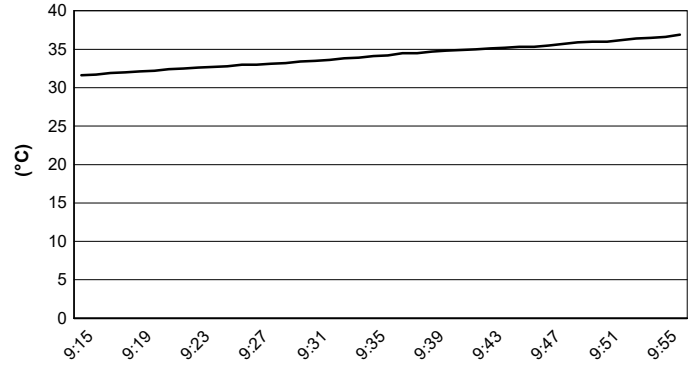




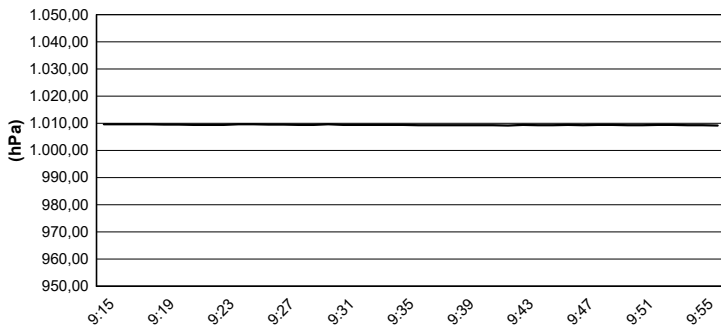
Air Temperature



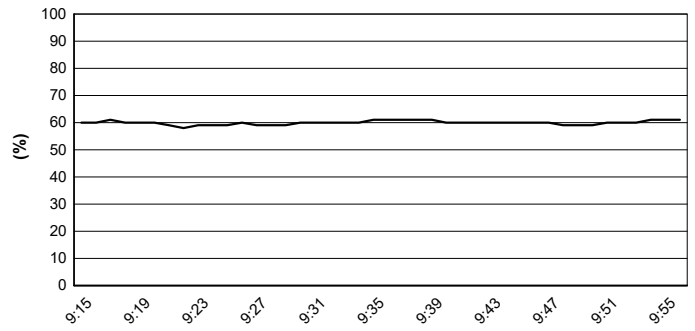
Track Temperature



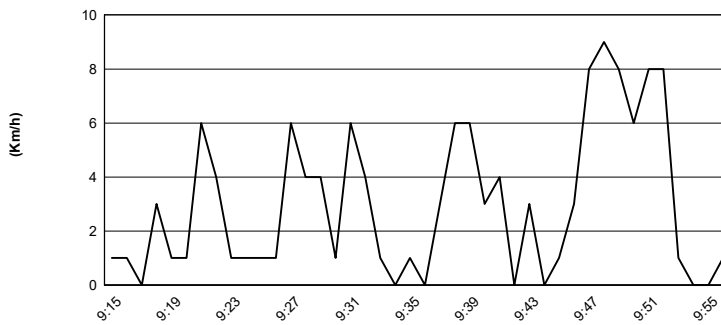
Air Pressure



Humidity



Wind Speed



Wind Direction

