

ACI Racing Weekend Monza, 5-6 Ottobre 2024

Porsche Carrera Cup Italia - Classifica Qualifiche

Autodromo Monza 5.793 m

1 / 2

Num.	Conduttore	Naz	Concorrente	Team	Auto	Classe	Tempo	Dist.	Rel.	Giri
1	22 DE HAAN Robert	NLD	Target Competition	Target Competition	Porsche 911 GT3 CUP 992		1'47.650			13
2	8 MASTERS Keagan	ZAF	Ombra Racing	Team Q8 Hi-Perform	Porsche 911 GT3 CUP 992		1'48.286	0.636	0.636	15
3	1 TEN VOORDE Larry	NLD	Enrico Fulgenzi Racing	Enrico Fulgenzi Racing	Porsche 911 GT3 CUP 992		1'48.297	0.647	0.011	14
4	11 GRAY Oliver	GBR	Ombra Racing	Ombra Racing	Porsche 911 GT3 CUP 992	R	1'48.335	0.685	0.038	15
5	26 KLEIN Marvin	FRA	Target Competition	Target Competition	Porsche 911 GT3 CUP 992		1'48.428	0.778	0.093	13
6	21 BERTONELLI Diego	ITA	The Driving Experiences	The Driving Experiences	Porsche 911 GT3 CUP 992		1'48.677	1.027	0.249	14
7	33 FELBERMAYR Horst Felix	AUT	The Driving Experiences	The Driving Experiences	Porsche 911 GT3 CUP 992		1'48.688	1.038	0.011	14
8	40 STIAK Janne	DEU	Target Competition	Target Competition	Porsche 911 GT3 CUP 992		1'48.744	1.094	0.056	14
9	38 IAQUINTA Simone	ITA	Prima Ghinzani Motorsport	Prima Ghinzani Motorsport	Porsche 911 GT3 CUP 992		1'48.755	1.105	0.011	14
10	28 BRASCHI Francesco	ITA	Dinamic Motorsport	Dinamic Motorsport	Porsche 911 GT3 CUP 992	R	1'48.764	1.114	0.009	13
11	46 PUJATTI Nicholas	ITA	Scuderia Villorba Corse	Scuderia Villorba Corse	Porsche 911 GT3 CUP 992	R	1'48.782	1.132	0.018	15
12	12 ZENDELI Lirim	DEU	Ombra Racing	Ombra Racing	Porsche 911 GT3 CUP 992	R	1'48.841	1.191	0.059	14
13	17 SCHURING Flynt	NLD	Enrico Fulgenzi Racing	Enrico Fulgenzi Racing	Porsche 911 GT3 CUP 992		1'48.921	1.271	0.080	13
14	32 QUARESMINI Gianmarco	ITA	Tsunami RT	Tsunami RT	Porsche 911 GT3 CUP 992		1'48.923	1.273	0.002	13
15	44 OLIVIERI Flavio	ITA	Raptor Engineering	Raptor Engineering	Porsche 911 GT3 CUP 992	R	1'49.009	1.359	0.086	15
16	7 HALL Bayley	AUS	BeDriver	BeDriver	Porsche 911 GT3 CUP 992		1'49.075	1.425	0.066	14
17	14 GIACON Steven	ITA	Scuderia Villorba Corse	Scuderia Villorba Corse	Porsche 911 GT3 CUP 992	R	1'49.146	1.496	0.071	19
18	25 GREGOR Daniel	DEU	The Driving Experiences	The Driving Experiences	Porsche 911 GT3 CUP 992	R	1'49.162	1.512	0.016	16
19	10 ARMANNI Pietro	ITA	Prima Ghinzani Motorsport	Prima Ghinzani Motorsport	Porsche 911 GT3 CUP 992		1'49.226	1.576	0.064	8
20	15 FESTANTE Aldo	ITA	Dinamic Motorsport	Dinamic Motorsport	Porsche 911 GT3 CUP 992		1'49.252	1.602	0.026	13
21	69 ROVANPERÄ Kalle	FIN	Prima Ghinzani Motorsport	Prima Ghinzani Motorsport	Porsche 911 GT3 CUP 992	R	1'49.473	1.823	0.221	18
22	24 FANT Filippo	ITA	Team Malucelli	Team Malucelli	Porsche 911 GT3 CUP 992	R	1'49.531	1.881	0.058	14
23	3 CERQUI Alberto	ITA	BeDriver	BeDriver	Porsche 911 GT3 CUP 992		1'49.548	1.898	0.017	12
24	18 PAPI Cosimo	ITA	Ebimotors	Ebimotors	Porsche 911 GT3 CUP 992	R	1'49.879	2.229	0.331	18
25	52 DE AMICIS Alberto	ITA	Ebimotors	Ebimotors	Porsche 911 GT3 CUP 992	MC	1'49.923	2.273	0.044	17
26	27 LAURINI Lodovico	ITA	Dinamic Motorsport	Dinamic Motorsport	Porsche 911 GT3 CUP 992		1'50.025	2.375	0.102	13
27	50 FENICI Francesco Maria	ITA	Raptor Engineering	Raptor Engineering	Porsche 911 GT3 CUP 992	MC	1'50.904	3.254	0.879	16
28	56 BRUSA Cesare	ITA	Prima Ghinzani Motorsport	Prima Ghinzani Motorsport	Porsche 911 GT3 CUP 992	MC	1'51.692	4.042	0.788	14
29	54 STEFANELLI Stefano	ITA	Team Malucelli	Team Malucelli	Porsche 911 GT3 CUP 992	MC	1'51.746	4.096	0.054	16
30	99 CHIRIGUT Horia-Traian	ROU	Scuderia Villorba Corse	Scuderia Villorba Corse	Porsche 911 GT3 CUP 992	MC	1'52.336	4.686	0.590	18
31	53 MOTOKI Takami	JPN	Ombra Racing	Ombra Racing	Porsche 911 GT3 CUP 992	MC	1'52.354	4.704	0.018	19
32	4 VAN EIJNDHOVEN Huub	NLD	BeDriver	BeDriver	Porsche 911 GT3 CUP 992					13
33	51 GNEMMI Paolo	ITA	Ebimotors	Ebimotors	Porsche 911 GT3 CUP 992	MC				0

Umidità	88%	Aria	13°C
Condizioni	DRY	Pista	15°C

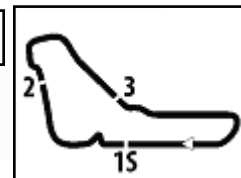
Stewards : Paolo Longoni Simone Leoni Nicola Cadei

05/10/2024 Inizio 09:30 Fine 10:29

Esposta alle:

Powered by FICr PERUGIA TIMING





ACI Racing Weekend Monza, 5-6 Ottobre 2024

Porsche Carrera Cup Italia - Classifica Qualifiche

Penalty and Infringement

09.30		Green Flag - Pit Lane Open
09.40	54 S. STEFANELLI	#54 Time Deleted (1'55.267) - Exceeded Track Limits T5
09.40	53 T. MOTOKI	#53 Time Deleted (1'56.050) - Exceeded Track Limits T2
09.41		FCY
09.43		Fine FCY - Green Flag
09.45	99 H. CHIRIGUT	#99 Time Deleted (2'01.429) - Exceeded Track Limits T2
09.47	4 H. VAN EIJNDHOVEN	#4 Time Deleted (2'45.395) - Exceeded Track Limits T2
09.47	26 M. KLEIN	#26 Time Deleted (3'05.032) - Exceeded Track Limits T2
09.47	28 F. BRASCHI	#28 Time Deleted (3'09.661) - Exceeded Track Limits T2
09.47	32 G. QUAREMINI	#32 Time Deleted (3'22.339) - Exceeded Track Limits T2
09.47		RED FLAG
09.52		Green Flag - Pit Lane Open
09.54	27 L. LAURINI	#27 Time Deleted (1'52.060) - Exceeded Track Limits T2
09.55	44 F. OLIVIERI	#44 Time Deleted (1'50.699) - Exceeded Track Limits T2
09.55	12 L. ZENDELI	#12 Time Deleted (1'54.173) - Exceeded Track Limits T2
09.55	3 A. CERQUI	#3 Time Deleted (1'55.055) - Exceeded Track Limits T2
09.55	52 A. DE AMICIS	#52 Time Deleted (6'23.951) - Exceeded Track Limits T5
09.57	1 L. TEN VOORDE	#1 Time Deleted (1'49.264) - Exceeded Track Limits T10
09.58	12 L. ZENDELI	#12 Time Deleted (1'50.566) - Exceeded Track Limits T5
09.58	26 M. KLEIN	#26 Time Deleted (1'57.446) - Exceeded Track Limits T5
09.58	21 D. BERTONELLI	#21 Time Deleted (1'50.131) - Exceeded Track Limits T10
10.00		RED FLAG
10.07		Green Flag - Pit Lane Open
10.10	54 S. STEFANELLI	#54 Time Deleted (2'03.271) - Exceeded Track Limits T5
10.10	99 H. CHIRIGUT	#99 Time Deleted (2'04.323) - Exceeded Track Limits T5
10.13		RED FLAG
10.18		Green Flag - Pit Lane Open
10.21	3 A. CERQUI	#3 Time Deleted (1'51.445) - Exceeded Track Limits T2
10.21	46 N. PUJATTI	#46 Time Deleted (1'53.631) - Exceeded Track Limits T2
10.22	22 R. DE HAAN	#22 Time Deleted (1'51.464) - Exceeded Track Limits T2
10.22	15 A. FESTANTE	#15 Time Deleted (1'54.690) - Exceeded Track Limits T8
10.22	1 L. TEN VOORDE	#1 Time Deleted (1'48.612) - Exceeded Track Limits T8
10.23	69 K. ROVANPERÄ	#69 Time Deleted (1'56.168) - Exceeded Track Limits T5
10.24	21 D. BERTONELLI	#21 Time Deleted (1'58.077) - Exceeded Track Limits T5
10.24	7 B. HALL	#7 Time Deleted (1'50.614) - Exceeded Track Limits T5
10.25	22 R. DE HAAN	#22 Time Deleted (1'47.994) - Exceeded Track Limits T10
10.26		Chequered Flag
10.27	54 S. STEFANELLI	#54 Time Deleted (2'34.712) - Exceeded Track Limits T2
10.27		RED FLAG
13.25	4 H. VAN EIJNDHOVEN	#4 All times deleted - Stewards decision n. 7

Fastest Laps Sequence

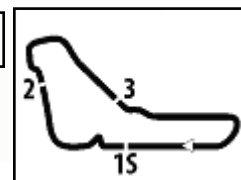
Num.	Concorrente	Naz	Team	Auto	Local Time	Tempo	Dist.	Media
14	S. GIACON	ITA	Scuderia Villorba Corse	Porsche 911 GT3 CUP 992	09:35'10.786	2'12.417		157,493
53	T. MOTOKI	JPN	Ombra Racing	Porsche 911 GT3 CUP 992	09:35'15.310	2'07.900	-4.517	163,056
69	K. ROVANPERÄ	FIN	Prima Ghinzani Motorsport	Porsche 911 GT3 CUP 992	09:35'56.855	1'58.249	-9.651	176,363
69	K. ROVANPERÄ	FIN	Prima Ghinzani Motorsport	Porsche 911 GT3 CUP 992	09:37'48.445	1'51.590	-6.659	186,888
14	S. GIACON	ITA	Scuderia Villorba Corse	Porsche 911 GT3 CUP 992	09:39'05.415	1'50.894	-0.696	188,061
69	K. ROVANPERÄ	FIN	Prima Ghinzani Motorsport	Porsche 911 GT3 CUP 992	09:39'38.615	1'50.170	-0.724	189,297
22	R. DE HAAN	NLD	Target Competition	Porsche 911 GT3 CUP 992	09:55'54.183	1'49.410	-0.760	190,611
17	F. SCHURING	NLD	Enrico Fulgenzi Racing	Porsche 911 GT3 CUP 992	09:56'01.123	1'49.373	-0.037	190,676
22	R. DE HAAN	NLD	Target Competition	Porsche 911 GT3 CUP 992	09:57'42.644	1'48.461	-0.912	192,279
8	K. MASTERS	ZAF	Team Q8 Hi-Perform	Porsche 911 GT3 CUP 992	10:23'46.113	1'48.392	-0.069	192,402
1	L. TEN VOORDE	NLD	Enrico Fulgenzi Racing	Porsche 911 GT3 CUP 992	10:26'13.356	1'48.297	-0.095	192,570
22	R. DE HAAN	NLD	Target Competition	Porsche 911 GT3 CUP 992	10:26'55.215	1'47.650	-0.647	193,728

Stewards : Paolo Longoni Simone Leoni Nicola Cadei

05/10/2024 Inizio 09:30 Fine 10:29

Esposta alle:





ACI Racing Weekend Monza, 5-6 Ottobre 2024

Porsche Carrera Cup Italia - Classifica Secondo Tempo Qualifiche

Autodromo Monza 5.793 m

Num.	Conduuttore	Naz	Concorrente	Team	Auto	Classe	Tempo	Dist.	Rel.	Giri
1	8 MASTERS Keagan	ZAF	Ombra Racing	Team Q8 Hi-Perform	Porsche 911 GT3 CUP 992		1'48.392			15
2	22 DE HAAN Robert	NLD	Target Competition	Target Competition	Porsche 911 GT3 CUP 992		1'48.461	0.069	0.069	13
3	1 TEN VOORDE Larry	NLD	Enrico Fulgenzi Racing	Enrico Fulgenzi Racing	Porsche 911 GT3 CUP 992		1'48.469	0.077	0.008	14
4	21 BERTONELLI Diego	ITA	The Driving Experiences	The Driving Experiences	Porsche 911 GT3 CUP 992		1'48.696	0.304	0.227	14
5	11 GRAY Oliver	GBR	Ombra Racing	Ombra Racing	Porsche 911 GT3 CUP 992	R	1'48.709	0.317	0.013	15
6	26 KLEIN Marvin	FRA	Target Competition	Target Competition	Porsche 911 GT3 CUP 992		1'48.775	0.383	0.066	13
7	40 STIAK Janne	DEU	Target Competition	Target Competition	Porsche 911 GT3 CUP 992		1'48.856	0.464	0.081	14
8	33 FELBERMAYR Horst Felix	AUT	The Driving Experiences	The Driving Experiences	Porsche 911 GT3 CUP 992		1'48.883	0.491	0.027	14
9	28 BRASCHI Francesco	ITA	Dinamic Motorsport	Dinamic Motorsport	Porsche 911 GT3 CUP 992	R	1'48.943	0.551	0.060	13
10	38 IAQUINTA Simone	ITA	Prima Ghinzani Motorsport	Prima Ghinzani Motorsport	Porsche 911 GT3 CUP 992		1'49.006	0.614	0.063	14
11	17 SCHURING Flynt	NLD	Enrico Fulgenzi Racing	Enrico Fulgenzi Racing	Porsche 911 GT3 CUP 992		1'49.019	0.627	0.013	13
12	32 QUAREMINI Gianmarco	ITA	Tsunami RT	Tsunami RT	Porsche 911 GT3 CUP 992		1'49.317	0.925	0.298	13
13	15 FESTANTE Aldo	ITA	Dinamic Motorsport	Dinamic Motorsport	Porsche 911 GT3 CUP 992		1'49.331	0.939	0.014	13
14	12 ZENDELI Lirim	DEU	Ombra Racing	Ombra Racing	Porsche 911 GT3 CUP 992	R	1'49.334	0.942	0.003	14
15	69 ROVANPERÄ Kalle	FIN	Prima Ghinzani Motorsport	Prima Ghinzani Motorsport	Porsche 911 GT3 CUP 992	R	1'49.532	1.140	0.198	18
16	25 GREGOR Daniel	DEU	The Driving Experiences	The Driving Experiences	Porsche 911 GT3 CUP 992	R	1'49.564	1.172	0.032	16
17	46 PUJATTI Nicholas	ITA	Scuderia Villorba Corse	Scuderia Villorba Corse	Porsche 911 GT3 CUP 992	R	1'49.606	1.214	0.042	15
18	7 HALL Bayley	AUS	BeDriver	BeDriver	Porsche 911 GT3 CUP 992		1'49.615	1.223	0.009	14
19	44 OLIVIERI Flavio	ITA	Raptor Engineering	Raptor Engineering	Porsche 911 GT3 CUP 992	R	1'49.714	1.322	0.099	15
20	14 GIACON Steven	ITA	Scuderia Villorba Corse	Scuderia Villorba Corse	Porsche 911 GT3 CUP 992	R	1'49.743	1.351	0.029	19
21	3 CERQUI Alberto	ITA	BeDriver	BeDriver	Porsche 911 GT3 CUP 992		1'49.784	1.392	0.041	12
22	10 ARMANNI Pietro	ITA	Prima Ghinzani Motorsport	Prima Ghinzani Motorsport	Porsche 911 GT3 CUP 992		1'49.834	1.442	0.050	8
23	18 PAPI Cosimo	ITA	Ebimotors	Ebimotors	Porsche 911 GT3 CUP 992	R	1'50.182	1.790	0.348	18
24	24 FANT Filippo	ITA	Team Malucelli	Team Malucelli	Porsche 911 GT3 CUP 992	R	1'50.434	2.042	0.252	14
25	52 DE AMICIS Alberto	ITA	Ebimotors	Ebimotors	Porsche 911 GT3 CUP 992	MC	1'50.448	2.056	0.014	17
26	50 FENICI Francesco Maria	ITA	Raptor Engineering	Raptor Engineering	Porsche 911 GT3 CUP 992	MC	1'50.922	2.530	0.474	16
27	27 LAURINI Lodovico	ITA	Dinamic Motorsport	Dinamic Motorsport	Porsche 911 GT3 CUP 992		1'51.604	3.212	0.682	13
28	54 STEFANELLI Stefano	ITA	Team Malucelli	Team Malucelli	Porsche 911 GT3 CUP 992	MC	1'51.992	3.600	0.388	16
29	56 BRUSA Cesare	ITA	Prima Ghinzani Motorsport	Prima Ghinzani Motorsport	Porsche 911 GT3 CUP 992	MC	1'52.042	3.650	0.050	14
30	99 CHIRIGUT Horia-Traian	ROU	Scuderia Villorba Corse	Scuderia Villorba Corse	Porsche 911 GT3 CUP 992	MC	1'52.509	4.117	0.467	18
31	53 MOTOKI Takami	JPN	Ombra Racing	Ombra Racing	Porsche 911 GT3 CUP 992	MC	1'52.576	4.184	0.067	19
32	4 VAN EIJNDHOVEN Huub	NLD	BeDriver	BeDriver	Porsche 911 GT3 CUP 992					13
33	51 GNEMMI Paolo	ITA	Ebimotors	Ebimotors	Porsche 911 GT3 CUP 992	MC				0

Umidità	88%	Aria	13°C
Condizioni	DRY	Pista	15°C

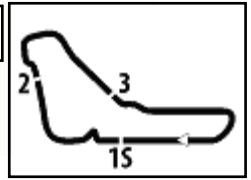
Stewards : Paolo Longoni Simone Leoni Nicola Cadei

05/10/2024 Inizio 09:30 Fine 10:29

Esposta alle:

Powered by FICr PERUGIA TIMING





MIGLIOR GIRO

1	22 DE HAAN Robert	Porsche 911 GT3 CUP 992	1'47.650
2	8 MASTERS Keagan	Porsche 911 GT3 CUP 992	1'48.286
3	1 TEN VOORDE Larry	Porsche 911 GT3 CUP 992	1'48.297
4	11 GRAY Oliver	Porsche 911 GT3 CUP 992	1'48.335
5	26 KLEIN Marvin	Porsche 911 GT3 CUP 992	1'48.428
6	21 BERTONELLI Diego	Porsche 911 GT3 CUP 992	1'48.677
7	33 FELBERMAYR Horst Felix	Porsche 911 GT3 CUP 992	1'48.688
8	40 STIAK Janne	Porsche 911 GT3 CUP 992	1'48.744
9	38 IAQUINTA Simone	Porsche 911 GT3 CUP 992	1'48.755
10	28 BRASCHI Francesco	Porsche 911 GT3 CUP 992	1'48.764
11	46 PUJATTI Nicholas	Porsche 911 GT3 CUP 992	1'48.782
12	12 ZENDELI Lirim	Porsche 911 GT3 CUP 992	1'48.841
13	17 SCHURING Flynt	Porsche 911 GT3 CUP 992	1'48.921
14	32 QUARESMINI Gianmarco	Porsche 911 GT3 CUP 992	1'48.923
15	44 OLIVIERI Flavio	Porsche 911 GT3 CUP 992	1'49.009
16	7 HALL Bayley	Porsche 911 GT3 CUP 992	1'49.075
17	14 GIACON Steven	Porsche 911 GT3 CUP 992	1'49.146
18	25 GREGOR Daniel	Porsche 911 GT3 CUP 992	1'49.162
19	10 ARMANNI Pietro	Porsche 911 GT3 CUP 992	1'49.226
20	15 FESTANTE Aldo	Porsche 911 GT3 CUP 992	1'49.252
21	69 ROVANPERÄ Kalle	Porsche 911 GT3 CUP 992	1'49.473
22	24 FANT Filippo	Porsche 911 GT3 CUP 992	1'49.531
23	3 CERQUI Alberto	Porsche 911 GT3 CUP 992	1'49.548
24	18 PAPI Cosimo	Porsche 911 GT3 CUP 992	1'49.879
25	52 DE AMICIS Alberto	Porsche 911 GT3 CUP 992	1'49.923
26	27 LAURINI Lodovico	Porsche 911 GT3 CUP 992	1'50.025
27	50 FENICI Francesco Maria	Porsche 911 GT3 CUP 992	1'50.904
28	56 BRUSA Cesare	Porsche 911 GT3 CUP 992	1'51.692
29	54 STEFANELLI Stefano	Porsche 911 GT3 CUP 992	1'51.746
30	99 CHIRIGUT Horia-Traian	Porsche 911 GT3 CUP 992	1'52.336
31	53 MOTOKI Takami	Porsche 911 GT3 CUP 992	1'52.354
32	4 VAN EIJNDHOVEN Huub	Porsche 911 GT3 CUP 992	
33	51 GNEMMI Paolo	Porsche 911 GT3 CUP 992	

SPEED

1	46 PUJATTI Nicholas	Porsche 911 GT3 CUP 992	279,8
2	22 DE HAAN Robert	Porsche 911 GT3 CUP 992	279,8
3	33 FELBERMAYR Horst Felix	Porsche 911 GT3 CUP 992	276,9
4	17 SCHURING Flynt	Porsche 911 GT3 CUP 992	276,2
5	44 OLIVIERI Flavio	Porsche 911 GT3 CUP 992	276,2
6	14 GIACON Steven	Porsche 911 GT3 CUP 992	275,5
7	28 BRASCHI Francesco	Porsche 911 GT3 CUP 992	275,5
8	10 ARMANNI Pietro	Porsche 911 GT3 CUP 992	274,8
9	26 KLEIN Marvin	Porsche 911 GT3 CUP 992	274,8
10	1 TEN VOORDE Larry	Porsche 911 GT3 CUP 992	274,1
11	8 MASTERS Keagan	Porsche 911 GT3 CUP 992	273,4
12	40 STIAK Janne	Porsche 911 GT3 CUP 992	273,4
13	53 MOTOKI Takami	Porsche 911 GT3 CUP 992	273,4
14	21 BERTONELLI Diego	Porsche 911 GT3 CUP 992	272,7
15	7 HALL Bayley	Porsche 911 GT3 CUP 992	272,0
16	69 ROVANPERÄ Kalle	Porsche 911 GT3 CUP 992	271,4
17	11 GRAY Oliver	Porsche 911 GT3 CUP 992	271,4
18	38 IAQUINTA Simone	Porsche 911 GT3 CUP 992	271,4
19	4 VAN EIJNDHOVEN Huub	Porsche 911 GT3 CUP 992	270,0
20	25 GREGOR Daniel	Porsche 911 GT3 CUP 992	269,3
21	27 LAURINI Lodovico	Porsche 911 GT3 CUP 992	269,3
22	18 PAPI Cosimo	Porsche 911 GT3 CUP 992	268,7
23	56 BRUSA Cesare	Porsche 911 GT3 CUP 992	268,7
24	12 ZENDELI Lirim	Porsche 911 GT3 CUP 992	268,0
25	32 QUARESMINI Gianmarco	Porsche 911 GT3 CUP 992	268,0
26	24 FANT Filippo	Porsche 911 GT3 CUP 992	267,3
27	3 CERQUI Alberto	Porsche 911 GT3 CUP 992	267,3
28	50 FENICI Francesco Maria	Porsche 911 GT3 CUP 992	264,7
29	52 DE AMICIS Alberto	Porsche 911 GT3 CUP 992	264,7
30	15 FESTANTE Aldo	Porsche 911 GT3 CUP 992	262,8
31	54 STEFANELLI Stefano	Porsche 911 GT3 CUP 992	260,2
32	99 CHIRIGUT Horia-Traian	Porsche 911 GT3 CUP 992	259,6
33	51 GNEMMI Paolo	Porsche 911 GT3 CUP 992	110,3

SEG. 1

1	3 CERQUI Alberto	9.999
2	32 QUARESMINI Gianmarco	10.062
3	12 ZENDELI Lirim	10.110
4	21 BERTONELLI Diego	10.120
5	17 SCHURING Flynt	10.123
6	28 BRASCHI Francesco	10.125
7	33 FELBERMAYR Horst Feli	10.131
8	22 DE HAAN Robert	10.136
9	8 MASTERS Keagan	10.138
10	27 LAURINI Lodovico	10.140
11	4 VAN EIJNDHOVEN Huu	10.143
12	44 OLIVIERI Flavio	10.146
13	46 PUJATTI Nicholas	10.150
14	7 HALL Bayley	10.153
15	56 BRUSA Cesare	10.161
16	14 GIACON Steven	10.164
17	1 TEN VOORDE Larry	10.167
18	15 FESTANTE Aldo	10.177
19	38 IAQUINTA Simone	10.190
20	11 GRAY Oliver	10.191
21	26 KLEIN Marvin	10.193
22	10 ARMANNI Pietro	10.202
23	52 DE AMICIS Alberto	10.202
24	69 ROVANPERÄ Kalle	10.203
25	25 GREGOR Daniel	10.210
26	53 MOTOKI Takami	10.219
27	24 FANT Filippo	10.225
28	40 STIAK Janne	10.225
29	54 STEFANELLI Stefano	10.226
30	50 FENICI Francesco Maria	10.252
31	18 PAPI Cosimo	10.255
32	99 CHIRIGUT Horia-Traian	10.272

SEG. 2

1	22 DE HAAN Robert	23.813
2	1 TEN VOORDE Larry	23.826
3	4 VAN EIJNDHOVEN Huu	23.900
4	26 KLEIN Marvin	23.904
5	8 MASTERS Keagan	23.965
6	17 SCHURING Flynt	23.976
7	40 STIAK Janne	23.977
8	21 BERTONELLI Diego	24.016
9	12 ZENDELI Lirim	24.053
10	28 BRASCHI Francesco	24.061
11	33 FELBERMAYR Horst Feli	24.092
12	7 HALL Bayley	24.098
13	44 OLIVIERI Flavio	24.120
14	11 GRAY Oliver	24.122
15	14 GIACON Steven	24.134
16	38 IAQUINTA Simone	24.145
17	25 GREGOR Daniel	24.152
18	69 ROVANPERÄ Kalle	24.162
19	46 PUJATTI Nicholas	24.189
20	32 QUARESMINI Gianmarco	24.202
21	27 LAURINI Lodovico	24.245
22	3 CERQUI Alberto	24.249
23	15 FESTANTE Aldo	24.270
24	10 ARMANNI Pietro	24.284
25	24 FANT Filippo	24.305
26	52 DE AMICIS Alberto	24.319
27	18 PAPI Cosimo	24.328
28	56 BRUSA Cesare	24.346
29	50 FENICI Francesco Maria	24.454
30	53 MOTOKI Takami	24.501
31	54 STEFANELLI Stefano	24.552
32	99 CHIRIGUT Horia-Traian	24.705
33	51 GNEMMI Paolo	45.426

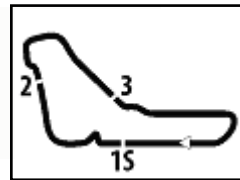
SEG. 3

1	22 DE HAAN Robert	36.477
2	44 OLIVIERI Flavio	36.512
3	69 ROVANPERÄ Kalle	36.550
4	4 VAN EIJNDHOVEN Huu	36.685
5	1 TEN VOORDE Larry	36.691
6	38 IAQUINTA Simone	36.850
7	8 MASTERS Keagan	36.871
8	11 GRAY Oliver	36.872
9	26 KLEIN Marvin	36.882
10	28 BRASCHI Francesco	36.965
11	12 ZENDELI Lirim	36.969
12	27 LAURINI Lodovico	36.969
13	46 PUJATTI Nicholas	36.969
14	33 FELBERMAYR Horst Feli	37.004
15	32 QUARESMINI Gianmarco	37.006
16	40 STIAK Janne	37.006
17	21 BERTONELLI Diego	37.014
18	25 GREGOR Daniel	37.077
19	7 HALL Bayley	37.100
20	10 ARMANNI Pietro	37.120
21	15 FESTANTE Aldo	37.165
22	14 GIACON Steven	37.184
23	17 SCHURING Flynt	37.195
24	52 DE AMICIS Alberto	37.206
25	24 FANT Filippo	37.268
26	18 PAPI Cosimo	37.304
27	3 CERQUI Alberto	37.327
28	50 FENICI Francesco Maria	37.758
29	56 BRUSA Cesare	38.092
30	53 MOTOKI Takami	38.223
31	54 STEFANELLI Stefano	38.227
32	99 CHIRIGUT Horia-Traian	38.532

SEG. 4

1	22 DE HAAN Robert	37.112
2	1 TEN VOORDE Larry	37.141
3	8 MASTERS Keagan	37.149
4	11 GRAY Oliver	37.150
5	40 STIAK Janne	37.191
6	33 FELBERMAYR Horst Feli	37.211
7	21 BERTONELLI Diego	37.251
8	14 GIACON Steven	37.257
9	44 OLIVIERI Flavio	37.272
10	17 SCHURING Flynt	37.279
11	26 KLEIN Marvin	37.349
12	46 PUJATTI Nicholas	37.385
13	32 QUARESMINI Gianmarco	37.388
14	38 IAQUINTA Simone	37.388
15	12 ZENDELI Lirim	37.397
16	28 BRASCHI Francesco	37.419
17	15 FESTANTE Aldo	37.430
18	69 ROVANPERÄ Kalle	37.509
19	25 GREGOR Daniel	37.511
20	52 DE AMICIS Alberto	37.578
21	7 HALL Bayley	37.583
22	10 ARMANNI Pietro	37.617
23	27 LAURINI Lodovico	37.650
24	24 FANT Filippo	37.690
25	3 CERQUI Alberto	37.772
26	18 PAPI Cosimo	37.794
27	56 BRUSA Cesare	38.220
28	50 FENICI Francesco Maria	38.294
29	54 STEFANELLI Stefano	38.426
30	53 MOTOKI Takami	38.717
31	99 CHIRIGUT Horia-Traian	38.731





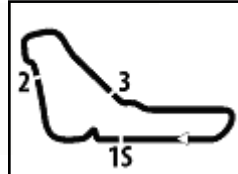
Num.	Conduuttore	Auto	Seg. 1	Seg. 2	Seg. 3	Seg. 4	Ideal Time		
			Diff. 1	Diff. 2	Diff. 3	Diff. 4	Miglior Giro	Pos.	Diff.
1	22 DE HAAN R. (NLD)	Porsche 911 GT3 CUP 992	10.136 +0.015	23.813 +0.097	36.477	37.112	1'47.538 1'47.650	1	0.112
2	1 TEN VOORDE L. (NLD)	Porsche 911 GT3 CUP 992	10.167 +0.040	23.826	36.691 +0.189	37.141 +0.243	1'47.825 1'48.297	3	0.472
3	44 OLIVIERI F. (ITA)	Porsche 911 GT3 CUP 992	10.146 +0.016	24.120	36.512 +0.943	37.272	1'48.050 1'49.009	15	0.959
4	8 MASTERS K. (ZAF)	Porsche 911 GT3 CUP 992	10.138 +0.103	23.965	36.871 +0.060	37.149	1'48.123 1'48.286	2	0.163
5	26 KLEIN M. (FRA)	Porsche 911 GT3 CUP 992	10.193 +0.038	23.904 +0.062	36.882	37.349	1'48.328 1'48.428	5	0.100
6	11 GRAY O. (GBR)	Porsche 911 GT3 CUP 992	10.191	24.122	36.872	37.150	1'48.335 1'48.335	4	
7	40 STIAK J. (DEU)	Porsche 911 GT3 CUP 992	10.225 +0.010	23.977	37.006 +0.335	37.191	1'48.399 1'48.744	8	0.345
8	21 BERTONELLI D. (ITA)	Porsche 911 GT3 CUP 992	10.120 +0.125	24.016 +0.151	37.014	37.251	1'48.401 1'48.677	6	0.276
9	69 ROVANPERÄ K. (FIN)	Porsche 911 GT3 CUP 992	10.203 +0.032	24.162 +0.211	36.550 +0.806	37.509	1'48.424 1'49.473	21	1.049
10	33 FELBERMAYR H. (AUT)	Porsche 911 GT3 CUP 992	10.131 +0.068	24.092	37.004 +0.182	37.211	1'48.438 1'48.688	7	0.250
11	12 ZENDELI L. (DEU)	Porsche 911 GT3 CUP 992	10.110 +0.091	24.053 +0.035	36.969 +0.186	37.397	1'48.529 1'48.841	12	0.312
12	28 BRASCHI F. (ITA)	Porsche 911 GT3 CUP 992	10.125 +0.048	24.061	36.965	37.419 +0.146	1'48.570 1'48.764	10	0.194
13	17 SCHURING F. (NLD)	Porsche 911 GT3 CUP 992	10.123 +0.044	23.976	37.195 +0.199	37.279 +0.105	1'48.573 1'48.921	13	0.348
14	38 IAQUINTA S. (ITA)	Porsche 911 GT3 CUP 992	10.190	24.145	36.850 +0.182	37.388	1'48.573 1'48.755	9	0.182
15	32 QUARESMINI G. (ITA)	Porsche 911 GT3 CUP 992	10.062 +0.065	24.202	37.006	37.388 +0.200	1'48.658 1'48.923	14	0.265
16	46 PUJATTI N. (ITA)	Porsche 911 GT3 CUP 992	10.150 +0.062	24.189 +0.027	36.969	37.385	1'48.693 1'48.782	11	0.089
17	14 GIACON S. (ITA)	Porsche 911 GT3 CUP 992	10.164 +0.058	24.134	37.184 +0.349	37.257	1'48.739 1'49.146	17	0.407
18	7 HALL B. (AUS)	Porsche 911 GT3 CUP 992	10.153 +0.079	24.098 +0.062	37.100	37.583	1'48.934 1'49.075	16	0.141
19	25 GREGOR D. (DEU)	Porsche 911 GT3 CUP 992	10.210 +0.017	24.152	37.077 +0.195	37.511	1'48.950 1'49.162	18	0.212
20	27 LAURINI L. (ITA)	Porsche 911 GT3 CUP 992	10.140 +0.107	24.245 +0.494	36.969 +0.420	37.650	1'49.004 1'50.025	26	1.021
21	15 FESTANTE A. (ITA)	Porsche 911 GT3 CUP 992	10.177 +0.005	24.270 +0.037	37.165 +0.113	37.430 +0.055	1'49.042 1'49.252	20	0.210
22	10 ARMANNI P. (ITA)	Porsche 911 GT3 CUP 992	10.202 +0.003	24.284	37.120	37.617	1'49.223 1'49.226	19	0.003
23	52 DE AMICIS A. (ITA)	Porsche 911 GT3 CUP 992	10.202 +0.137	24.319 +0.006	37.206 +0.475	37.578	1'49.305 1'49.923	25	0.618
24	3 CERQUI A. (ITA)	Porsche 911 GT3 CUP 992	9.999 +0.201	24.249	37.327	37.772	1'49.347 1'49.548	23	0.201
25	24 FANT F. (ITA)	Porsche 911 GT3 CUP 992	10.225 +0.043	24.305	37.268	37.690	1'49.488 1'49.531	22	0.043
26	18 PAPI C. (ITA)	Porsche 911 GT3 CUP 992	10.255 +0.004	24.328 +0.194	37.304	37.794	1'49.681 1'49.879	24	0.198
27	50 FENICI F. (ITA)	Porsche 911 GT3 CUP 992	10.252 +0.045	24.454 +0.018	37.758 +0.083	38.294	1'50.758 1'50.904	27	0.146
28	56 BRUSA C. (ITA)	Porsche 911 GT3 CUP 992	10.161 +0.199	24.346 +0.501	38.092	38.220 +0.173	1'50.819 1'51.692	28	0.873
29	54 STEFANELLI S. (ITA)	Porsche 911 GT3 CUP 992	10.226 +0.048	24.552 +0.127	38.227	38.426 +0.140	1'51.431 1'51.746	29	0.315
30	53 MOTOKI T. (JPN)	Porsche 911 GT3 CUP 992	10.219	24.501	38.223 +0.423	38.717 +0.271	1'51.660 1'52.354	31	0.694
31	99 CHIRIGUT H. (ROU)	Porsche 911 GT3 CUP 992	10.272 +0.044	24.705	38.532	38.731 +0.052	1'52.240 1'52.336	30	0.096
	4 VAN EIJNDHOVEN H. (N)	Porsche 911 GT3 CUP 992							
	51 GNEMMI P. (ITA)	Porsche 911 GT3 CUP 992							



PORSCHE

CARRERA CUP
ITALIA

3.4



ACI Racing Weekend Monza, 5-6 Ottobre 2024

Porsche Carrera Cup Italia - Ideal Time Qualifiche

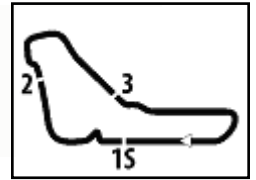
Autodromo Monza 5.793 m
2 / 2

Num. Conduttore	Auto	Seg. 1	Seg. 2	Seg. 3	Seg. 4	Ideal Time		
		Diff. 1	Diff. 2	Diff. 3	Diff. 4	Miglior Giro	Pos.	Diff.
		9.999	23.813	36.477	37.112	1'47.401		



ACI Racing Weekend Monza, 5-6 Ottobre 2024
Porsche Carrera Cup Italia - Analisi Tempi Qualifiche

3.5



Autodromo Monza 5.793 m

1 / 5

1 L. TEN VORDE (1'48.297)

Giro	Seg.1	Seg.2	Seg.3	Seg.4	T. Giro	km/h	Local Time
1		33.504	1'26.407	1'11.986		79,5	
2	11.910	27.794	43.891	40.822	2'04.417	190,1	9:46'30.127
3	10.287	24.276	59.560	1'35.416	3'09.539CP	258,4	9:49'39.666
4	2'41.530	25.967	41.648	42.347	4'31.492P	186,9	9:54'11.158
5	10.300	24.181	37.262	37.521	1'49.264C	262,1	9:56'00.422
6	10.288	24.092	36.691	45.892	1'56.963P	268,7	9:57'57.385
7	9'27.802	30.603	42.195	40.460	11'21.060P	95,2	10:09'18.445
8	10.558	25.501	41.539	41.477	1'59.075	250,0	10:11'17.520
9	10.231	24.084	36.717	37.522	1'48.554C	269,3	10:13'06.074
10	15.812	41.709	1'22.036	1'41.250	4'00.807CP	145,6	10:17'06.881
11	1'48.406	29.932	41.859	40.900	3'41.097P	120,3	10:20'47.978
12	10.270	24.231	37.041	37.070	1'48.612C	269,3	10:22'36.590
13	10.167	24.041	37.120	37.141	1'48.469	266,7	10:24'25.059
14	10.207	23.826	36.880	37.384	1'48.297	274,1	10:26'13.356
15	10.266	23.971	37.231	1'08.464	2'19.932CP	273,4	10:28'33.288

11	10.405	24.646	38.499	1'07.157	2'20.707CP	231,8	10:14'06.521
12	4'27.599	26.107	41.087	49.061	6'23.854P	178,5	10:20'30.375
13	10.283	24.122	37.623	37.587	1'49.615	264,1	10:22'19.990
14	10.232	24.160	37.100	37.583	1'49.075	266,0	10:24'09.065
15	10.168	24.098	37.986	38.362	1'50.614C	272,0	10:25'59.679

8 K. MASTERS (1'48.286)

Giro	Seg.1	Seg.2	Seg.3	Seg.4	T. Giro	km/h	Local Time
1		33.332	49.773	47.318		147,3	
2	27.423	56.464	1'06.697	42.755	3'13.339	77,0	9:44'56.532
3	11.075	26.901	40.067	40.178	1'58.221	236,3	9:46'54.753
4	10.259	30.735	1'00.815	1'24.168	3'05.977CP	263,4	9:50'00.730
5	2'35.083	28.316	44.949	48.671	4'37.019P	170,6	9:54'37.749
6	10.333	24.332	37.584	37.893	1'50.142	257,8	9:56'27.891
7	10.227	24.176	36.884	37.969	1'49.256	267,3	9:58'17.147
8	10.197	24.036	37.461	44.266	1'55.960CP	268,7	10:00'13.107
9	7'14.704	29.967	42.186	41.113	9'07.970P	96,4	10:09'21.077
10	11.213	25.788	41.373	41.935	2'00.309	186,9	10:11'21.386
11	10.149	24.153	36.992	47.825	1'59.119CP	269,3	10:13'20.505
12	4'57.874	27.030	41.854	41.851	6'48.609P	164,1	10:20'09.114
13	10.245	24.126	36.938	37.298	1'48.607	266,7	10:21'57.721
14	10.172	24.138	36.871	37.211	1'48.392	272,0	10:23'46.113
15	10.138	23.993	37.073	37.230	1'48.434	267,3	10:25'34.547
16	10.241	23.965	36.931	37.149	1'48.286	273,4	10:27'22.833

10 P. ARMANNI (1'49.226)

Giro	Seg.1	Seg.2	Seg.3	Seg.4	T. Giro	km/h	Local Time
1		33.237	1'19.702	1'18.196		108,9	
2	12.355	33.185	49.636	42.484	2'17.660	177,3	9:46'33.803
3	10.257	24.876	1'03.075	1'37.272	3'15.480CP	243,8	9:49'49.283
4	2'36.773	25.691	41.236	44.445	4'28.145P	208,1	9:54'17.428
5	10.351	24.520	37.420	38.320	1'50.611	235,8	9:56'08.039
6	10.215	24.401	37.420	37.798	1'49.834	254,7	9:57'57.873
7	10.205	24.284	37.120	37.617	1'49.226	255,3	9:59'47.099
8	10.202	30.525	53.543	1'23.954	2'58.224CP	274,8	10:02'45.323
9	6'18.330	28.935	43.470	42.873	8'13.608P	165,4	10:10'58.931

11 O. GRAY (1'48.335)

Giro	Seg.1	Seg.2	Seg.3	Seg.4	T. Giro	km/h	Local Time
1		35.500	49.650	46.952		146,9	
2	28.319	57.127	1'05.600	42.882	3'13.928	67,2	9:44'58.033
3	11.423	26.872	40.728	41.644	2'00.667	203,4	9:46'58.700
4	10.394	29.020	59.909	1'26.228	3'05.551CP	244,9	9:50'04.251
5	2'32.614	29.029	43.731	50.220	4'35.594P	151,3	9:54'39.845
6	10.344	24.240	37.425	37.858	1'49.867	247,7	9:56'29.712
7	10.276	24.225	37.567	38.330	1'50.398	249,4	9:58'20.110
8	10.218	24.237	37.009	49.355	2'00.819CP	265,4	10:00'20.929
9	7'12.211	29.666	42.108	40.513	9'04.498P	111,9	10:09'25.427
10	10.787	25.126	39.727	41.881	1'57.521	203,8	10:11'22.948
11	10.286	24.622	37.704	50.298	2'02.910CP	222,2	10:13'25.858
12	4'53.307	26.519	41.960	40.316	6'42.102P	151,3	10:20'07.960
13	10.330	24.251	37.000	37.425	1'49.006	265,4	10:21'56.966
14	10.262	24.213	36.876	37.358	1'48.709	268,0	10:23'45.675
15	10.250	24.476	37.994	37.289	1'50.009	271,4	10:25'35.684
16	10.191	24.122	36.872	37.150	1'48.335	266,7	10:27'24.019

12 L. ZENDELI (1'48.841)

Giro	Seg.1	Seg.2	Seg.3	Seg.4	T. Giro	km/h	Local Time
1		34.240	49.756	47.332		125,1	
2	31.278	54.372	1'05.375	43.216	3'14.241	79,5	9:44'59.385
3	11.642	26.269	42.012	40.902	2'00.825	226,9	9:47'00.210
4	10.193	30.251	58.615	1'27.466	3'06.525CP	265,4	9:50'06.735

3 A. CERQUI (1'49.548)

Giro	Seg.1	Seg.2	Seg.3	Seg.4	T. Giro	km/h	Local Time
1		36.740	53.077	1'30.871		112,7	
2	34.317	31.363	1'16.916	1'41.256	4'03.852P	77,8	9:47'18.363
3	5'27.059	30.414	42.195	58.600	7'38.268P	175,6	9:54'56.631
4	10.328	26.253	39.253	39.221	1'55.055C	256,5	9:56'51.686
5	10.301	24.469	37.757	38.255	1'50.782	264,7	9:58'42.468
6	10.346	24.394	37.683	1'04.393	2'16.816CP	264,7	10:00'59.284
7	7'19.085	38.049	50.058	46.313	9'33.505P	99,8	10:10'32.789
8	12.747	25.880	41.208	39.254	1'59.089	180,3	10:12'31.878
9	10.360	24.643	42.754	54.100	2'11.857CP	259,6	10:14'43.735
10	3'55.693	26.113	47.358	57.198	6'06.362P	172,5	10:20'50.097
11	10.368	24.382	38.085	38.610	1'51.445C	254,1	10:22'41.542
12	10.176	24.390	37.425	37.793	1'49.784	264,7	10:24'31.326
13	10.200	24.249	37.327	37.772	1'49.548	267,3	10:26'20.874

4 H. VAN EIJNDHOVEN

Giro	Seg.1	Seg.2	Seg.3	Seg.4	T. Giro	km/h	Local Time
1		38.385	1'18.328	1'34.085	C	101,6	
2	15.664	28.352	43.179	45.829	2'13.024C	192,9	9:46'12.933
3	10.345	23.912	38.843	1'32.295	2'45.395CP	270,0	9:48'58.328
4	3'55.558	27.216	40.318	1'00.022	6'03.114CP	168,5	9:55'01.442
5	10.351	24.514	38.147	38.411	1'51.423C	252,9	9:56'52.865
6	10.242	24.407	37.457	38.034	1'50.140C	264,7	9:58'43.005
7	10.238	24.276	37.731	1'06.316	2'18.561CP	256,5	10:01'01.566
8	6'43.524	32.257	46.454	43.590	8'45.825CP	122,4	10:09'47.391
9	11.947	26.062	43.483	42.381	2'03.873C	232,3	10:11'51.264
10	10.251	24.301	37.389	1'06.322	2'18.263CP	260,9	10:14'09.527
11	4'53.272	25.672	46.163	46.920	6'52.027CP	192,5	10:21'01.554
12	10.283	24.338	37.201	37.385	1'49.207C	257,1	10:22'50.761
13	10.220	24.185	36.903	37.340	1'48.648C	262,1	10:24'39.409
14	10.192	24.024	36.685	37.300	1'48.201C	270,0	10:26'27.610

7 B. HALL (1'49.075)

Giro	Seg.1	Seg.2	Seg.3	Seg.4	T. Giro	km/h	Local Time
1		34.834	50.335	46.059		87,2	
2	33.623	54.204	1'05.069	41.471	3'14.367	77,8	9:45'01.174
3	10.738	26.437	43.855	39.739	2'00.769	205,3	9:47'01.943
4	10.258	38.344	1'03.916	1'18.635	3'11.153CP	256,5	9:50'13.096
5	2'47.529	26.021	39.652	59.860	4'53.062P	187,8	9:55'06.158
6	10.268	24.427	38.000	38.173	1'50.868	251,7	9:56'57.026
7	10.238	24.281	37.609	37.785	1'49.913	264,7	9:58'46.939
8	10.243	24.289	37.935	1'06.944	2'19.411CP	264,1	10:01'06.350
9	6'35.568	31.156	45.760	43.361	8'35.845P	126,2	10:09'42.195
10	11.554	25.388	45.622	41.055	2'03.619	206,1	10:11'45.814

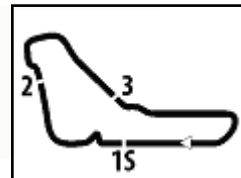
05/10/2024

P = Box In/Out - C = Tempo Invalidato



ACI Racing Weekend Monza, 5-6 Ottobre 2024
Porsche Carrera Cup Italia - Analisi Tempi Qualifiche

3.5



Autodromo Monza 5.793 m

2 / 5

5	2'32.334	27.495	44.292	50.687	4'34.808P	142,9	9:54'41.543	10	16.581	40.871	1'22.222	1'41.994	4'01.668CP	133,3	10:17'08.986
6	10.269	25.634	38.406	39.864	1'54.173C	257,8	9:56'35.716	11	1'46.985	29.977	41.655	40.967	3'39.584P	115,1	10:20'48.570
7	10.214	24.648	37.983	37.721	1'50.566C	255,3	9:58'26.282	12	10.189	24.111	37.195	37.524	1'49.019	266,7	10:22'37.589
8	10.210	24.056	37.056	50.613	2'01.935CP	266,0	10:00'28.217	13	10.162	24.104	37.847	37.279	1'49.392	276,2	10:24'26.981
9	7'02.783	29.797	41.795	40.915	8'55.290P	107,6	10:09'23.507	14	10.167	23.976	37.394	37.384	1'48.921	270,7	10:26'15.902
10	10.557	25.889	40.414	41.968	1'58.828	219,1	10:11'22.335								
11	10.209	24.267	46.650	1'00.164	2'21.290CP	259,6	10:13'43.625								
12	5'15.855	27.114	43.524	45.337	7'11.830P	108,1	10:20'55.455								
13	10.205	24.189	37.458	41.494	1'53.346	262,8	10:22'48.801								
14	10.201	24.088	37.155	37.397	1'48.841	264,1	10:24'37.642								
15	10.165	24.067	36.969	38.133	1'49.334	267,3	10:26'26.976								

18 C. PAPI (1'49.879)

Giro	Seg.1	Seg.2	Seg.3	Seg.4	T. Giro	km/h	Local Time
1		36.197	51.848	46.417		117,9	
2	12.582	29.244	45.153	44.069	2'11.048	126,0	9:36'52.563
3	10.707	25.700	39.870	39.230	1'55.507	205,3	9:38'48.070
4	10.389	25.098	38.722	39.034	1'53.243	261,5	9:40'41.313
5	10.467	25.138	1'01.141	1'32.750	3'09.496	242,7	9:43'50.809
6	19.432	25.070	40.587	46.392	2'11.481	229,3	9:46'02.290
7	10.359	24.477	38.194	59.808	2'12.838CP	264,7	9:48'15.128
8	5'00.114	30.634	46.368	46.535	7'03.651P	167,7	9:55'18.779
9	10.731	26.015	40.121	43.745	2'00.612	203,0	9:57'19.391
10	10.441	24.802	38.494	41.825	1'55.562	230,3	9:59'14.953
11	10.303	27.505	49.259	1'12.609	2'39.676CP	264,1	10:01'54.629
12	5'51.322	32.051	47.357	44.471	7'55.201P	119,7	10:09'49.830
13	10.594	26.204	43.570	44.475	2'04.843	212,6	10:11'54.673
14	10.299	24.570	38.157	1'05.000	2'18.026CP	257,8	10:14'12.699
15	4'23.101	26.342	41.130	51.067	6'21.640P	186,9	10:20'34.339
16	10.311	24.524	37.821	37.966	1'50.622	257,8	10:22'24.961
17	10.259	24.522	37.304	37.794	1'49.879	266,7	10:24'14.840
18	10.255	24.328	37.471	38.128	1'50.182	268,0	10:26'05.022
19	10.267	24.334	37.896	56.851	2'09.348CP	268,7	10:28'14.370

21 D. BERTONELLI (1'48.677)

Giro	Seg.1	Seg.2	Seg.3	Seg.4	T. Giro	km/h	Local Time
1		37.826	52.963	1'33.721		105,4	
2	34.418	30.339	45.248	40.206	2'30.211	79,9	9:45'50.228
3	10.345	25.056	37.925	55.960	2'09.286CP	258,4	9:47'59.514
4	4'42.599	26.871	44.364	56.398	6'50.232P	168,2	9:54'49.746
5	10.268	24.315	37.327	43.321	1'55.231	255,9	9:56'44.977
6	10.226	24.294	37.342	38.269	1'50.131C	260,2	9:58'35.108
7	10.221	24.248	37.289	1'04.802	2'16.560CP	266,7	10:00'51.668
8	6'47.938	31.788	46.167	43.324	8'49.217P	101,1	10:09'40.885
9	11.397	25.207	38.517	43.434	1'58.555	229,8	10:11'39.440
10	10.225	24.131	37.203	1'01.131	2'12.690CP	270,0	10:13'52.130
11	4'37.242	25.664	38.198	49.162	6'30.266P	197,8	10:20'22.396
12	10.245	24.167	37.014	37.251	1'48.677	266,0	10:22'11.073
13	10.152	24.016	37.076	37.452	1'48.696	268,0	10:23'59.769
14	10.120	24.601	38.744	44.612	1'58.077C	264,7	10:25'57.846
15	10.150	24.054	38.688	1'01.836	2'14.728CP	272,7	10:28'12.574

22 R. DE HAAN (1'47.650)

Giro	Seg.1	Seg.2	Seg.3	Seg.4	T. Giro	km/h	Local Time
1		31.730	1'17.956	1'28.750		150,6	
2	11.875	27.021	43.909	47.854	2'10.659	221,3	9:46'15.440
3	10.136	28.496	45.902	1'35.899	3'00.433CP	259,6	9:49'15.873
4	2'59.037	28.848	40.831	40.184	4'48.900P	205,7	9:54'04.773
5	10.337	24.648	37.013	37.412	1'49.410	271,4	9:55'54.183
6	10.290	24.108	36.781	37.282	1'48.461	274,1	9:57'42.644
7	10.290	24.131	37.789	50.315	2'02.525P	272,7	9:59'45.169
8	9'13.591	31.463	44.571	42.097	11'11.722P	166,2	10:10'56.891
9	10.866	26.107	40.269	39.894	1'57.136	238,9	10:12'54.027
10	10.334	48.966	1'15.637	1'34.811	3'49.748CP	244,3	10:16'43.775
11	2'52.540	28.716	40.611	42.465	4'44.332P	147,1	10:21'28.107
12	10.259	24.480	38.052	38.673	1'51.464C	276,9	10:23'19.571
13	10.161	23.813	36.654	37.366	1'47.994C	279,1	10:25'07.565
14	10.151	23.910	36.477	37.112	1'47.650	279,8	10:26'55.215

17 F. SCHURING (1'48.921)

Giro	Seg.1	Seg.2	Seg.3	Seg.4	T. Giro	km/h	Local Time
1		33.271	1'26.359	1'11.736		81,7	
2	11.856	27.984	43.331	41.828	2'04.999	198,9	9:46'31.392
3	10.123	25.351	1'02.747	1'36.151	3'14.372CP	265,4	9:49'45.764
4	2'37.543	26.090	39.767	42.586	4'25.986P	175,6	9:54'11.750
5	10.237	24.206	37.383	37.547	1'49.373	258,4	9:56'01.123
6	10.180	24.720	37.355	45.748	1'58.003P	272,0	9:57'59.126
7	9'26.794	30.462	42.087	40.435	11'19.778P	96,0	10:09'18.904
8	10.625	25.592	41.412	41.600	1'59.229	244,9	10:11'18.133
9	10.167	24.029	37.316	37.673	1'49.185C	266,0	10:13'07.318

05/10/2024

P = Box In/Out - C = Tempo Invalidato

Powered by FICr PERUGIA TIMING



ACI Racing Weekend Monza, 5-6 Ottobre 2024
Porsche Carrera Cup Italia - Analisi Tempi Qualifiche

3.5



Autodromo Monza 5.793 m

3 / 5

24 F. FANT (1'49.531)

Giro	Seg.1	Seg.2	Seg.3	Seg.4	T. Giro	km/h	Local Time
1		35.601	50.545	48.789		133,3	
2	12.331	30.064	54.394	1'34.391	3'11.180	193,9	9:43'35.579
3	28.563	25.785	41.777	41.212	2'17.337	188,2	9:45'52.916
4	10.365	24.713	37.986	56.416	2'09.480CP	247,1	9:48'02.396
5	6'26.201	30.280	48.270	45.025	8'29.776P	83,0	9:56'32.172
6	11.366	31.680	43.022	40.219	2'06.287	175,9	9:58'38.459
7	10.336	24.506	38.353	1'06.160	2'19.355CP	252,9	10:00'57.814
8	6'28.732	30.147	42.406	40.500	8'21.785P	94,8	10:09'19.599
9	10.376	25.547	42.399	41.851	2'00.173	242,7	10:11'19.772
10	10.225	24.361	41.501	52.445	2'08.532CP	256,5	10:13'28.304
11	4'51.507	26.618	41.882	42.492	6'42.499P	158,1	10:20'10.803
12	10.283	24.431	37.775	37.945	1'50.434	258,4	10:22'01.237
13	10.230	24.336	37.403	38.643	1'50.612	267,3	10:23'51.849
14	10.268	24.305	37.268	37.690	1'49.531	262,8	10:25'41.380
15	10.250	24.331	37.518	37.779	1'49.878C	266,0	10:27'31.258

25 D. GREGOR (1'49.162)

Giro	Seg.1	Seg.2	Seg.3	Seg.4	T. Giro	km/h	Local Time
1		38.814	50.649	48.706		134,0	
2	13.637	26.961	42.147	44.796	2'07.541	201,5	9:41'25.697
3	10.342	49.791	1'23.476	49.223	3'12.832	246,0	9:44'38.529
4	10.331	24.641	37.677	40.560	1'53.209	255,9	9:46'31.738
5	10.210	24.397	1'01.353	1'36.901	3'12.861CP	248,3	9:49'44.599
6	3'14.212	26.510	39.737	58.997	5'19.456P	201,9	9:55'04.055
7	10.287	24.352	37.875	38.003	1'50.517	260,9	9:56'54.572
8	10.236	24.313	37.671	37.790	1'50.010	268,0	9:58'44.582
9	10.225	24.262	37.498	1'06.539	2'18.524CP	265,4	10:01'03.106
10	6'32.354	32.315	45.411	43.468	8'33.548P	117,0	10:09'36.654
11	10.978	25.195	38.881	41.809	1'56.863	206,9	10:11'33.517
12	10.267	24.330	37.478	1'00.980	2'13.055CP	264,1	10:13'46.572
13	4'39.449	25.402	39.262	43.818	6'27.931P	200,0	10:20'14.503
14	10.264	24.286	37.374	37.848	1'49.772	267,3	10:22'04.275
15	10.407	24.343	37.154	37.660	1'49.564	257,1	10:23'53.839
16	10.227	24.152	37.272	37.511	1'49.162	267,3	10:25'43.001
17	10.218	24.225	37.077	49.311	2'00.831CP	269,3	10:27'43.832

26 M. KLEIN (1'48.428)

Giro	Seg.1	Seg.2	Seg.3	Seg.4	T. Giro	km/h	Local Time
1		35.025	1'17.928	1'28.667		147,5	
2	12.423	27.373	42.916	49.586	2'12.298	190,8	9:46'17.462
3	10.222	26.735	53.882	1'34.193	3'05.032CP	259,0	9:49'22.494
4	2'52.893	29.417	40.921	41.027	4'44.258P	203,0	9:54'06.752
5	10.312	24.235	37.417	37.686	1'49.650	265,4	9:55'56.402
6	10.235	24.226	37.065	37.517	1'49.043	268,7	9:57'45.445
7	10.193	23.904	36.974	46.375	1'57.446CP	274,8	9:59'42.891
8	9'10.921	34.344	47.475	42.282	11'15.022P	121,8	10:10'57.913
9	10.884	26.305	40.233	40.239	1'57.661	221,8	10:12'55.574
10	10.644	50.864	1'21.602	1'33.996	3'57.106CP	202,2	10:16'52.680
11	2'42.701	31.082	39.622	42.914	4'36.319P	143,8	10:21'28.999
12	10.218	24.192	36.910	37.455	1'48.775	272,0	10:23'17.774
13	10.231	23.966	36.882	37.349	1'48.428	273,4	10:25'06.202
14	10.265	26.435	38.587	37.914	1'53.201	252,9	10:26'59.403

27 L. LAURINI (1'50.025)

Giro	Seg.1	Seg.2	Seg.3	Seg.4	T. Giro	km/h	Local Time
1		33.866	1'19.469	1'23.501		133,2	
2	13.251	29.558	44.173	44.810	2'11.792	184,3	9:46'19.261
3	10.676	25.778	56.669	1'39.774	3'12.897CP	214,7	9:49'32.158
4	2'47.571	26.919	40.285	41.440	4'36.215P	195,3	9:54'08.373
5	10.228	24.592	38.243	38.997	1'52.060C	261,5	9:56'00.433
6	10.472	24.767	38.512	37.853	1'51.604	259,0	9:57'52.037

7	10.247	24.739	37.389	37.650	1'50.025	268,0	9:59'42.062
8	10.283	28.637	58.780	1'22.606	3'00.306CP	268,7	10:02'42.368
9	6'07.645	39.819	48.194	43.014	8'18.672P	145,7	10:11'01.040
10	10.802	25.231	40.802	40.867	1'57.702	215,1	10:12'58.742
11	11.310	49.607	1'21.624	1'39.230	4'01.771CP	190,1	10:17'00.513
12	2'24.706	41.795	40.531	42.687	4'29.719P	166,4	10:21'30.232
13	10.140	24.245	36.969	44.404	1'55.758	269,3	10:23'25.990
14	10.568	25.015	39.283	52.218	2'07.084P	242,2	10:25'33.074

28 F. BRASCHI (1'48.764)

Giro	Seg.1	Seg.2	Seg.3	Seg.4	T. Giro	km/h	Local Time
1		32.277	1'18.449	1'25.039		142,3	
2	13.011	29.225	44.061	45.008	2'11.305	183,1	9:46'18.184
3	10.225	26.863	56.042	1'36.531	3'09.661CP	262,1	9:49'27.845
4	2'50.792	26.541	40.995	41.320	4'39.648P	204,5	9:54'07.493
5	10.236	24.657	37.393	37.563	1'49.849	263,4	9:55'57.342
6	10.192	24.219	37.505	37.464	1'49.380	273,4	9:57'46.722
7	10.204	24.139	37.353	45.729	1'57.425P	273,4	9:59'44.147
8	9'05.086	39.639	47.116	42.184	11'14.025P	151,3	10:10'58.172
9	10.843	26.488	40.171	40.610	1'58.112	219,1	10:12'56.284
10	10.752	50.706	1'21.688	1'36.545	3'59.691CP	203,0	10:16'55.975
11	2'28.475	41.887	40.210	43.035	4'33.607P	170,9	10:21'29.582
12	10.156	24.070	37.754	39.050	1'51.030	272,7	10:23'20.612
13	10.125	24.063	37.336	37.419	1'48.943	275,5	10:25'09.555
14	10.173	24.061	36.965	37.565	1'48.764	274,8	10:26'58.319

32 G. QUARESMINI (1'48.923)

Giro	Seg.1	Seg.2	Seg.3	Seg.4	T. Giro	km/h	Local Time
1		30.599	1'15.586	1'26.537		136,5	
2	12.441	27.229	43.450	50.964	2'14.084	196,0	9:46'20.436
3	10.628	27.692	1'06.469	1'37.550	3'22.339CP	208,9	9:49'42.775
4	2'39.745	25.833	40.422	45.672	4'31.672P	152,5	9:54'14.447
5	10.329	24.957	37.864	38.652	1'51.802	250,6	9:56'06.249
6	10.323	24.540	37.286	37.580	1'49.729	254,7	9:57'55.978
7	10.276	24.400	39.517	49.380	2'03.573P	260,9	9:59'59.551
8	8'51.768	30.338	42.409	45.529	10'50.044P	126,3	10:10'49.595
9	12.376	25.518	38.973	41.444	1'58.311	204,5	10:12'47.906
10	10.285	28.047	49.640	1'03.109	2'31.081CP	263,4	10:15'18.987
11	3'25.818	31.835	46.875	46.601	5'31.129P	103,5	10:20'50.116
12	10.367	24.827	38.177	39.266	1'52.637	253,5	10:22'42.753
13	10.193	24.549	37.187	37.388	1'49.317	260,9	10:24'32.070
14	10.127	24.202	37.006	37.588	1'48.923	268,0	10:26'20.993

33 H. FELBERMAYR (1'48.688)

Giro	Seg.1	Seg.2	Seg.3	Seg.4	T. Giro	km/h	Local Time
1		34.208	52.797	1'33.468		129,7	
2	34.773	30.165	45.127	40.501	2'30.566	79,2	9:45'51.171
3	10.450	24.929	37.896	1'06.198	2'19.473CP	230,3	9:48'10.644
4	4'32.183	27.026	44.455	56.387	6'40.051P	168,2	9:54'50.695
5	10.345	24.498	37.720	38.494	1'51.057	231,8	9:56'41.752
6	10.322	24.479	37.398	37.844	1'50.043	234,8	9:58'31.795
7	10.299	24.463	37.479	1'05.354	2'17.595CP	242,7	10:00'49.390
8	6'44.946	30.781	43.821	41.473	8'41.021P	121,6	10:09'30.411
9	11.843	26.791	39.235	40.943	1'58.812	203,4	10:11'29.223
10	10.311	24.477	37.567	1'00.150	2'12.505CP	238,4	10:13'41.728
11	4'43.444	25.444	39.314	39.644	6'27.846P	204,9	10:20'09.574
12	10.198	24.231	37.373	37.422	1'49.224	261,5	10:21'58.798
13	10.199	24.092	37.186	37.211	1'48.688	270,7	10:23'47.486
14	10.181	24.102	37.004	37.596	1'48.883	271,4	10:25'36.369
15	10.131	24.450	37.114	37.484	1'49.179C	276,9	10:27'25.548

38 S. IAQUINTA (1'48.755)

Giro	Seg.1	Seg.2	Seg.3	Seg.4	T. Giro	km/h	Local Time
------	-------	-------	-------	-------	---------	------	------------

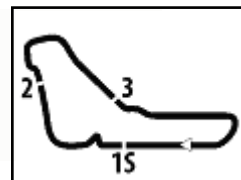
05/10/2024

P = Box In/Out - C = Tempo Invalidato



ACI Racing Weekend Monza, 5-6 Ottobre 2024
Porsche Carrera Cup Italia - Analisi Tempi Qualifiche

3.5



Autodromo Monza 5.793 m

4 / 5

1	33.899	1'20.259	1'17.463	106,5	9	10.249	28.706	58.715	1'23.223	3'00.893CP	271,4	10:02'43.424			
2	12.229	33.794	48.622	41.599	2'16.244	193,5	9:46'31.155	10	6'08.777	37.518	47.037	43.095	8'16.427P	123,1	10:10'59.851
3	10.283	24.553	1'07.727	1'40.364	3'22.927CP	254,1	9:49'54.082	11	11.394	26.434	41.821	40.011	1'59.660	196,0	10:12'59.511
4	2'34.907	25.959	47.549	44.296	4'32.711P	205,3	9:54'26.793	12	11.663	49.362	1'21.461	1'40.042	4'02.528CP	184,9	10:17'02.039
5	10.372	24.573	37.430	37.644	1'50.019	262,1	9:56'16.812	13	1'45.295	34.483	46.040	42.625	3'48.443P	178,5	10:20'50.482
6	10.280	24.236	36.976	37.806	1'49.298	271,4	9:58'06.110	14	10.207	24.784	38.344	40.296	1'53.631C	248,8	10:22'44.113
7	10.293	24.195	37.053	37.465	1'49.006	269,3	9:59'55.116	15	10.185	24.313	37.541	37.567	1'49.606	270,0	10:24'33.719
8	10.435	26.419	50.437	1'24.331	2'51.622CP	229,8	10:02'46.738	16	10.212	24.216	36.969	37.385	1'48.782	274,1	10:26'22.501
9	6'16.083	28.963	43.566	42.804	8'11.416P	171,2	10:10'58.154								
10	10.855	26.547	40.945	41.460	1'59.807	221,3	10:12'57.961								
11	10.793	49.816	1'21.639	1'36.741	3'58.989CP	198,5	10:16'56.950								
12	1'49.705	34.766	45.727	42.390	3'52.588P	174,5	10:20'49.538								
13	10.246	24.165	36.850	39.689	1'50.950	265,4	10:22'40.488								
14	10.220	24.648	37.110	37.681	1'49.659	268,7	10:24'30.147								
15	10.190	24.145	37.032	37.388	1'48.755	271,4	10:26'18.902								

50 F. FENICI (1'50.904)

Giro	Seg.1	Seg.2	Seg.3	Seg.4	T. Giro	km/h	Local Time
1		37.341	1'00.115	1'03.673		118,8	
2	2'15.666	29.804	42.247	46.684	4'14.401P	182,4	9:39'08.087
3	10.603	25.555	39.696	40.069	1'55.923	224,1	9:41'04.010
4	10.443	25.186	1'19.302	1'16.456	3'11.387	241,6	9:44'15.397
5	10.395	24.964	41.801	42.601	1'59.761	251,7	9:46'15.158
6	10.457	26.769	42.171	1'26.621	2'24.948CP	244,3	9:49'01.176
7	4'10.602	26.885	39.891	53.048	6'10.426P	195,7	9:55'11.602
8	10.433	24.731	39.549	39.340	1'54.053	253,5	9:57'05.655
9	10.355	24.840	38.107	39.333	1'52.635	262,1	9:58'58.290
10	10.372	24.648	39.795	1'10.131	2'24.946CP	264,7	10:01'23.236
11	6'56.670	37.690	51.534	46.402	9'12.296P	95,0	10:10'35.532
12	12.571	26.412	40.514	40.490	1'59.987	191,2	10:12'35.519
13	10.384	27.016	41.859	51.931	2'11.190CP	258,4	10:14'46.709
14	3'54.540	26.234	46.422	58.583	6'05.779P	182,4	10:20'52.488
15	10.338	24.481	37.758	38.345	1'50.922	259,6	10:22'43.410
16	10.252	24.571	38.249	38.562	1'51.634	264,7	10:24'35.044
17	10.297	24.472	37.841	38.294	1'50.904	260,2	10:26'25.948

51 P. GNEMMI

Giro	Seg.1	Seg.2	Seg.3	Seg.4	T. Giro	km/h	Local Time
1		45.426				110,3	

52 A. DE AMICIS (1'49.923)

Giro	Seg.1	Seg.2	Seg.3	Seg.4	T. Giro	km/h	Local Time
1		35.314	47.185	44.221		134,2	
2	11.278	27.747	42.220	40.245	2'01.490	204,2	9:36'30.272
3	10.556	25.193	39.143	39.519	1'54.411	239,5	9:38'24.683
4	10.476	24.742	37.965	38.679	1'51.862	236,8	9:40'16.545
5	10.374	24.507	38.185	1'05.072	2'18.138	245,5	9:42'34.683
6	34.400	52.529	40.357	39.475	2'46.761	77,4	9:45'21.444
7	10.362	24.547	37.477	4'16.454	5'28.840CP	253,5	9:50'50.284
8	4'05.951	40.586	48.982	48.432	6'23.951CP	102,4	9:57'14.235
9	12.569	29.593	39.903	40.415	2'02.480	184,9	9:59'16.715
10	10.431	24.653	48.708	1'12.589	2'36.381CP	237,4	10:01'53.096
11	5'38.700	29.425	41.993	40.633	7'30.751P	104,0	10:09'23.847
12	10.782	25.960	40.282	41.821	1'58.845	208,9	10:11'22.692
13	10.202	24.503	37.726	49.682	2'02.113CP	243,8	10:13'24.805
14	4'54.088	26.722	42.388	41.758	6'44.956P	157,2	10:20'09.761
15	10.409	24.549	37.747	37.743	1'50.448	240,0	10:22'00.209
16	10.257	24.479	38.090	41.290	1'54.116	264,7	10:23'54.325
17	10.339	24.325	37.681	37.578	1'49.923	250,6	10:25'44.248
18	10.218	24.319	37.206	38.177	1'49.920C	251,2	10:27'34.168

53 T. MOTOKI (1'52.354)

Giro	Seg.1	Seg.2	Seg.3	Seg.4	T. Giro	km/h	Local Time
1		35.801	49.870	47.212		128,4	
2	11.150	28.992	44.481	43.277	2'07.900	198,2	9:35'15.310
3	10.823	26.719	41.988	43.405	2'02.935	202,6	9:37'18.245
4	10.355	25.186	39.172	39.652	1'54.365	266,0	9:39'12.610
5	10.300	27.367	39.031	39.352	1'56.050C	273,4	9:41'08.660
6	10.300	25.204	1'17.565	1'15.434	3'08.503	259,0	9:44'17.163
7	10.710	25.238	41.979	43.623	2'01.550	211,4	9:46'18.713

40 J. STIAK (1'48.744)

Giro	Seg.1	Seg.2	Seg.3	Seg.4	T. Giro	km/h	Local Time
1		33.154	1'18.483	1'28.556		145,6	
2	12.559	26.174	43.732	48.197	2'10.662	194,2	9:46'16.488
3	10.278	28.137	54.144	1'34.758	3'07.317CP	248,8	9:49'23.805
4	2'53.780	26.780	40.855	40.354	4'41.769P	206,5	9:54'05.574
5	10.277	24.646	37.286	37.386	1'49.595	272,0	9:55'55.169
6	10.225	24.222	37.649	37.371	1'49.467	269,3	9:57'44.636
7	10.226	24.079	37.006	37.545	1'48.856	273,4	9:59'33.492
8	10.433	26.202	1'08.417	1'21.066	3'06.118CP	229,3	10:02'39.610
9	6'17.566	32.841	44.646	42.784	8'17.837P	162,7	10:10'57.447
10	11.045	26.007	40.393	39.812	1'57.257	220,9	10:12'54.704
11	10.474	49.177	1'19.886	1'33.565	3'53.102CP	213,4	10:16'47.806
12	2'48.050	30.377	39.196	40.415	4'38.038P	147,1	10:21'25.844
13	10.328	24.050	37.236	37.271	1'48.885	269,3	10:23'14.729
14	10.235	23.977	37.341	37.191	1'48.744	272,0	10:25'03.473
15	11.308	32.528	45.340	56.291	2'25.467CP	187,2	10:27'28.940

44 F. OLIVIERI (1'49.009)

Giro	Seg.1	Seg.2	Seg.3	Seg.4	T. Giro	km/h	Local Time
1		31.076	49.339	45.494		160,2	
2	35.150	54.238	1'00.994	41.986	3'12.368	73,7	9:45'01.954
3	11.132	27.658	42.583	39.039	2'00.412	199,3	9:47'02.366
4	10.150	34.041	53.459	1'28.523	3'06.173CP	263,4	9:50'08.539
5	2'31.334	27.225	44.049	52.113	4'34.721P	141,7	9:54'43.260
6	10.228	24.555	37.895	38.021	1'50.699C	262,8	9:56'33.959
7	10.260	24.478	37.348	37.959	1'50.045	259,6	9:58'24.004
8	10.321	24.410	37.402	48.862	2'00.995CP	270,7	10:00'24.999
9	7'17.876	31.540	45.664	42.903	9'17.983P	126,0	10:09'42.982
10	11.104	25.526	40.033	41.720	1'58.383	205,7	10:11'41.365
11	10.146	24.571	37.060	1'02.949	2'14.726CP	267,3	10:13'56.091
12	4'36.225	25.304	37.973	48.636	6'28.138P	203,8	10:20'24.229
13	10.218	24.361	37.740	37.501	1'49.820	269,3	10:22'14.049
14	10.162	24.120	37.455	37.272	1'49.009	274,8	10:24'03.058
15	10.156	24.264	37.833	37.461	1'49.714	276,2	10:25'52.772
16	10.160	24.417	36.512	54.340	2'05.429CP	270,0	10:27'58.201

46 N. PUJATTI (1'48.782)

Giro	Seg.1	Seg.2	Seg.3	Seg.4	T. Giro	km/h	Local Time
1		36.836	52.009	51.487		128,0	
2	13.928	32.613	1'23.817	1'14.789	3'25.147	166,9	9:44'23.943
3	14.808	28.490	43.451	42.000	2'08.749	162,9	9:46'32.692
4	10.281	25.115	1'02.301	1'37.035	3'14.732CP	251,2	9:49'47.424
5	2'37.073	25.517	40.344	42.130	4'25.064P	195,3	9:54'12.488
6	10.236	24.504	37.165	38.098	1'50.003	267,3	9:56'02.491
7	10.188	24.808	37.325	37.994	1'50.315	279,1	9:57'52.806
8	10.204	24.348	37.429	37.744	1'49.725	272,7	9:59'42.531

05/10/2024

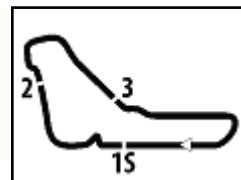
P = Box In/Out - C = Tempo Invalidato

Powered by FICR PERUGIA TIMING



ACI Racing Weekend Monza, 5-6 Ottobre 2024
Porsche Carrera Cup Italia - Analisi Tempi Qualifiche

3.5



Autodromo Monza 5.793 m

5 / 5

8	10.620	26.091	55.227	1'36.335	3'08.273CP	224,1	9:49'26.986	10	10.254	24.390	37.284	37.604	1'49.532	257,1	9:58'27.266
9	3'24.921	33.936	48.109	54.515	5'41.481P	171,7	9:55'08.467	11	10.258	27.167	43.042	1'07.372	2'27.839CP	250,0	10:00'55.105
10	10.807	26.447	41.313	41.153	1'59.720	201,1	9:57'08.187	12	6'42.853	31.542	45.540	43.961	8'43.896P	133,7	10:09'39.001
11	10.366	25.054	38.554	43.690	1'57.664	254,1	9:59'05.851	13	10.802	25.691	39.303	39.929	1'55.725	191,2	10:11'34.726
12	10.309	24.660	38.841	1'10.139	2'23.949CP	264,7	10:01'29.800	14	10.223	24.406	37.889	1'02.130	2'14.648CP	255,3	10:13'49.374
13	6'00.485	28.436	43.027	41.180	7'53.128P	103,4	10:09'22.928	15	4'38.202	25.817	38.833	47.853	6'30.705P	198,2	10:20'20.079
14	10.438	25.467	41.898	42.973	2'00.776	243,8	10:11'23.704	16	10.353	24.512	37.369	37.630	1'49.864	267,3	10:22'09.943
15	10.296	24.850	38.223	54.920	2'08.289CP	241,6	10:13'31.993	17	10.235	24.417	38.809	42.707	1'56.168C	270,7	10:24'06.111
16	4'51.729	26.155	39.916	41.451	6'39.251P	200,4	10:20'11.244	18	10.235	24.373	37.356	37.509	1'49.473	259,0	10:25'55.584
17	10.303	24.697	39.127	38.889	1'53.016	253,5	10:22'04.260	19	10.203	24.162	36.550	58.850	2'09.765CP	271,4	10:28'05.349
18	10.445	24.963	38.451	38.717	1'52.576	244,9	10:23'56.836								
19	10.219	24.501	38.646	38.988	1'52.354	271,4	10:25'49.190								
20	10.236	24.729	38.426	53.485	2'06.876CP	272,7	10:27'56.066								

99 H. CHIRIGUT (1'52.336)

Giro	Seg.1	Seg.2	Seg.3	Seg.4	T. Giro	km/h	Local Time
1		37.468	54.759	52.400		128,6	
2	12.360	29.465	46.882	43.130	2'11.837	154,5	9:35'26.748
3	10.764	27.651	42.837	41.018	2'02.270	226,4	9:37'29.018
4	10.392	26.371	40.018	39.871	1'56.652	259,6	9:39'25.670
5	10.351	24.980	39.275	39.089	1'53.695	259,0	9:41'19.365
6	10.340	35.889	1'22.182	1'07.446	3'15.857	258,4	9:44'35.222
7	10.441	25.965	42.428	42.595	2'01.429C	258,4	9:46'36.651
8	10.297	24.897	1'01.367	1'38.576	3'15.137CP	248,3	9:49'51.788
9	2'35.629	29.979	46.561	45.546	4'37.715P	200,0	9:54'29.503
10	10.341	24.802	39.040	38.903	1'53.086	256,5	9:56'22.589
11	10.291	24.921	38.566	38.731	1'52.509	254,1	9:58'15.098
12	10.272	24.948	39.011	1'51.988	3'06.219CP	255,3	10:01'21.317
13	6'25.686	33.999	46.300	45.113	8'31.098P	122,0	10:09'52.415
14	11.558	28.629	42.188	41.948	2'04.323C	182,7	10:11'56.738
15	10.463	25.294	41.177	1'03.632	2'20.566CP	216,4	10:14'17.304
16	4'20.561	26.696	39.456	52.496	6'19.209P	176,5	10:20'36.513
17	10.320	25.499	38.700	38.838	1'53.357	252,9	10:22'29.870
18	10.316	24.705	38.532	38.783	1'52.336	254,1	10:24'22.206
19	10.303	24.764	1'07.257	39.459	2'21.783	252,3	10:26'43.989

54 S. STEFANELLI (1'51.746)

Giro	Seg.1	Seg.2	Seg.3	Seg.4	T. Giro	km/h	Local Time
1		34.712	48.777	45.334		119,5	
2	11.485	27.914	40.880	40.884	2'01.163	186,5	9:36'18.128
3	10.751	26.826	40.701	40.274	1'58.552	235,3	9:38'16.680
4	10.431	25.181	40.523	39.132	1'55.267C	242,7	9:40'11.947
5	10.379	24.964	5'12.220	43.249	6'30.812	251,7	9:46'42.759
6	10.367	24.827	57.795	1'43.105	3'16.094CP	250,0	9:49'58.853
7	4'54.464	38.995	47.397	42.615	7'03.471P	146,9	9:57'02.324
8	10.793	26.145	41.177	39.926	1'58.041	205,3	9:59'00.365
9	10.410	25.218	41.128	1'08.933	2'25.689CP	239,5	10:01'26.054
10	6'02.487	29.548	42.942	40.881	7'55.858P	104,1	10:09'21.912
11	10.334	25.180	44.360	43.397	2'03.271C	260,2	10:11'25.183
12	10.226	24.898	38.775	55.100	2'08.999CP	252,9	10:13'34.182
13	4'50.391	25.899	41.397	43.612	6'41.299P	200,7	10:20'15.481
14	10.274	24.679	38.227	38.566	1'51.746	247,1	10:22'07.227
15	10.324	24.960	38.282	38.426	1'51.992	247,1	10:23'59.219
16	10.325	24.552	38.604	38.985	1'52.466	252,3	10:25'51.685
17	10.469	28.110	49.376	1'06.757	2'34.712CP	249,4	10:28'26.397

56 C. BRUSA (1'51.692)

Giro	Seg.1	Seg.2	Seg.3	Seg.4	T. Giro	km/h	Local Time
1		33.664	1'19.962	1'17.813		109,1	
2	12.633	32.198	49.938	43.149	2'17.918	174,2	9:46'35.639
3	10.333	25.634	1'02.945	1'41.338	3'20.250CP	244,3	9:49'55.889
4	2'34.356	26.071	46.842	45.047	4'32.316P	206,9	9:54'28.205
5	10.292	24.569	38.740	39.735	1'53.336	257,1	9:56'21.541
6	10.317	24.738	38.195	39.325	1'52.575	256,5	9:58'14.116
7	10.327	24.807	38.509	39.050	1'52.693C	268,7	10:00'06.809
8	11.750	28.684	42.818	1'18.605	2'41.857CP	180,9	10:02'48.666
9	4'59.781	34.768	50.025	48.199	7'12.773P	127,8	10:10'01.439
10	13.151	25.979	42.478	44.011	2'05.619	203,8	10:12'07.058
11	10.285	24.979	39.859	56.619	2'11.742CP	267,3	10:14'18.800
12	4'19.758	26.514	40.144	59.178	6'25.594P	171,2	10:20'44.394
13	10.360	24.847	38.092	38.393	1'51.692	260,9	10:22'36.086
14	10.276	24.346	39.200	38.220	1'52.042	259,6	10:24'28.128
15	10.195	24.813	39.139	38.460	1'52.607	252,9	10:26'20.735

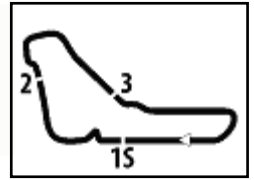
69 K. ROVANPERÄ (1'49.473)

Giro	Seg.1	Seg.2	Seg.3	Seg.4	T. Giro	km/h	Local Time
1		33.737	49.464	42.961		113,9	
2	10.736	28.147	39.919	39.447	1'58.249	210,9	9:35'56.855
3	10.401	24.636	37.731	38.822	1'51.590	255,9	9:37'48.445
4	10.366	24.436	37.527	37.841	1'50.170	260,2	9:39'38.615
5	10.348	24.708	37.791	46.554	1'59.401P	263,4	9:41'38.016
6	3'41.571	25.710	42.434	40.391	5'30.106P	206,5	9:47'08.122
7	10.314	35.700	1'03.464	1'18.169	3'07.647CP	260,2	9:50'15.769
8	2'23.727	27.399	44.820	53.697	4'29.643P	141,5	9:54'45.412
9	10.344	24.323	38.000	39.655	1'52.322	254,1	9:56'37.734

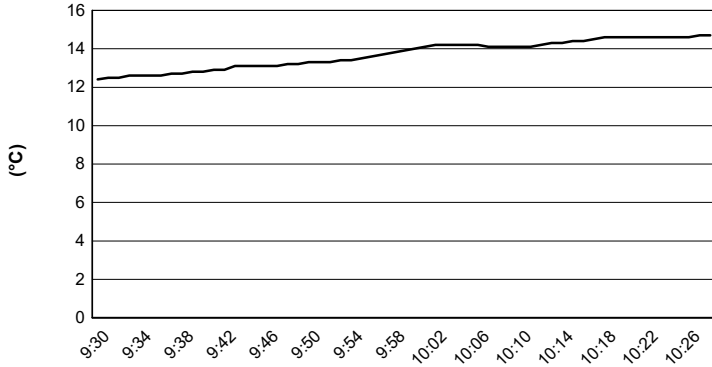
05/10/2024

P = Box In/Out - C = Tempo Invalidato

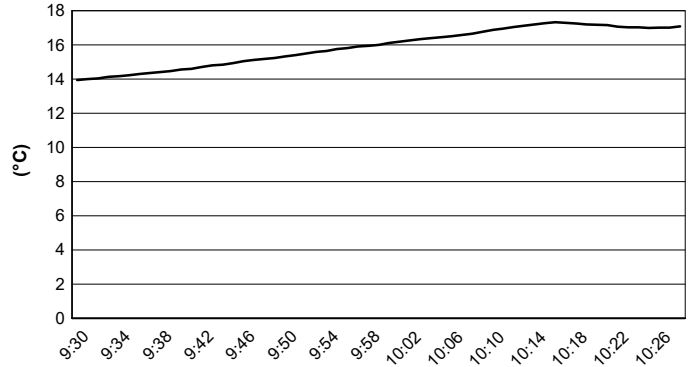




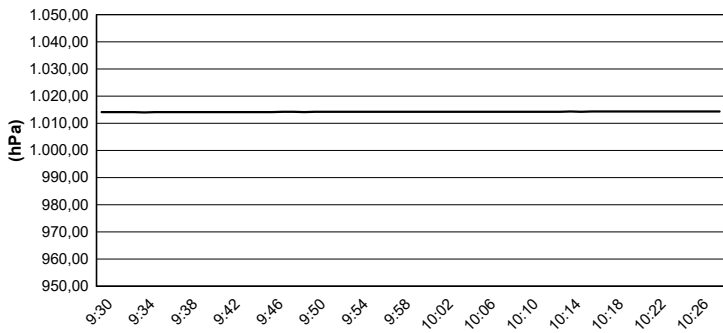
Air Temperature



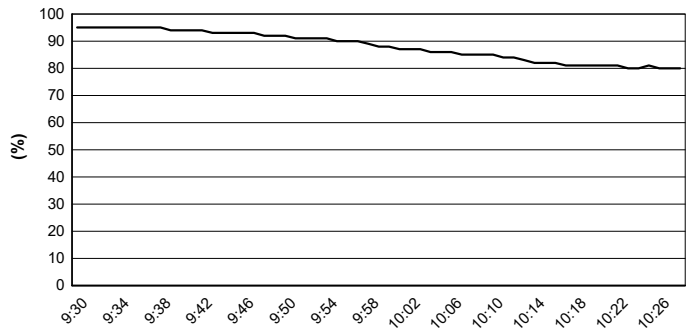
Track Temperature



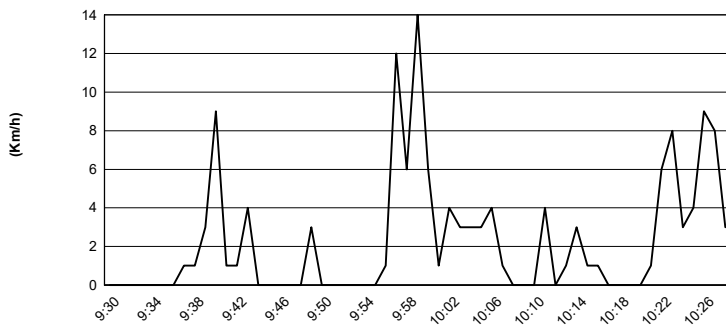
Air Pressure



Humidity



Wind Speed



Wind Direction

