

ACI Racing Weekend Imola, 7-8 Settembre 2024

Porsche Carrera Cup Italia - Classifica Qualifiche

Imola Circuit 4.909 m

1 / 2

Num.	Conduttore	Naz	Concorrente	Team	Auto	Classe	Tempo	Dist.	Rel.	Giri
1	12 ZENDELI Lirim	DEU	Ombra Racing	Ombra Racing	Porsche 911 GT3 CUP 992	R	1'43.313			13
2	26 KLEIN Marvin	FRA	Target Competition	Target Competition	Porsche 911 GT3 CUP 992		1'43.372	0.059	0.059	11
3	28 BRASCHI Francesco	ITA	Dinamic Motorsport	Dinamic Motorsport	Porsche 911 GT3 CUP 992	R	1'43.375	0.062	0.003	11
4	8 MASTERS Keagan	ZAF	Ombra Racing	Team Q8 Hi-Perform	Porsche 911 GT3 CUP 992		1'43.504	0.191	0.129	12
5	38 IAQUINTA Simone	ITA	Prima Ghinzani Motorsport	Prima Ghinzani Motorsport	Porsche 911 GT3 CUP 992		1'43.599	0.286	0.095	10
6	40 PAQUE Benjamin	BEL	Target Competition	Target Competition	Porsche 911 GT3 CUP 992		1'43.904	0.591	0.305	11
7	7 HALL Bayley	AUS	BeDriver	BeDriver	Porsche 911 GT3 CUP 992		1'43.926	0.613	0.022	13
8	11 GRAY Oliver	GBR	Ombra Racing	Ombra Racing	Porsche 911 GT3 CUP 992	R	1'43.952	0.639	0.026	12
9	3 CERQUI Alberto	ITA	BeDriver	BeDriver	Porsche 911 GT3 CUP 992		1'43.956	0.643	0.004	13
10	46 PUJATTI Nicholas	ITA	Scuderia Villorba Corse	Scuderia Villorba Corse	Porsche 911 GT3 CUP 992	R	1'43.987	0.674	0.031	13
11	21 BERTONELLI Diego	ITA	The Driving Experiences	The Driving Experiences	Porsche 911 GT3 CUP 992		1'43.997	0.684	0.010	11
12	15 FESTANTE Aldo	ITA	Dinamic Motorsport	Dinamic Motorsport	Porsche 911 GT3 CUP 992		1'44.055	0.742	0.058	11
13	32 QUARESMINI Gianmarco	ITA	Tsunami RT	Tsunami RT	Porsche 911 GT3 CUP 992		1'44.139	0.826	0.084	10
14	10 ARMANNI Pietro	ITA	Prima Ghinzani Motorsport	Prima Ghinzani Motorsport	Porsche 911 GT3 CUP 992		1'44.164	0.851	0.025	11
15	14 GIACON Steven	ITA	Scuderia Villorba Corse	Scuderia Villorba Corse	Porsche 911 GT3 CUP 992	R	1'44.230	0.917	0.066	12
16	17 JONGEJAN Sam	NLD	Enrico Fulgenzi Racing	Enrico Fulgenzi Racing	Porsche 911 GT3 CUP 992	R	1'44.534	1.221	0.304	13
17	25 GREGOR Daniel	DEU	The Driving Experiences	The Driving Experiences	Porsche 911 GT3 CUP 992	R	1'44.744	1.431	0.210	11
18	13 PALUDO Miguel	BRA	Dinamic Motorsport	Dinamic Motorsport	Porsche 911 GT3 CUP 992		1'44.860	1.547	0.116	13
19	56 BRUSA Cesare	ITA	Prima Ghinzani Motorsport	Prima Ghinzani Motorsport	Porsche 911 GT3 CUP 992	MC	1'44.869	1.556	0.009	14
20	44 OLIVIERI Flavio	ITA	Raptor Engineering	Raptor Engineering	Porsche 911 GT3 CUP 992	R	1'44.986	1.673	0.117	17
21	24 FANT Filippo	ITA	Team Malucelli	Team Malucelli	Porsche 911 GT3 CUP 992	R	1'45.035	1.722	0.049	13
22	18 PAPI Cosimo	ITA	Ebimotors	Ebimotors	Porsche 911 GT3 CUP 992	R	1'45.154	1.841	0.119	18
23	23 SEGRE Matteo	ITA	Ombra Racing	Ombra Racing	Porsche 911 GT3 CUP 992	R	1'45.313	2.000	0.159	18
24	70 GIORGI Gianluca	ITA	BeDriver	BeDriver	Porsche 911 GT3 CUP 992	MC	1'45.473	2.160	0.160	14
25	67 DE GIACOMI Alex	ITA	Tsunami RT	Tsunami RT	Porsche 911 GT3 CUP 992	MC	1'45.702	2.389	0.229	11
26	52 DE AMICIS Alberto	ITA	Ebimotors	Ebimotors	Porsche 911 GT3 CUP 992	MC	1'45.723	2.410	0.021	12
27	51 GNEMMI Paolo	ITA	Ebimotors	Ebimotors	Porsche 911 GT3 CUP 992	MC	1'45.780	2.467	0.057	11
28	19 IMPERATO Anthony	USA	Ombra Racing	Ombra Racing	Porsche 911 GT3 CUP 992		1'45.819	2.506	0.039	16
29	55 INTRONA Ilarione	ITA	Prima Ghinzani Motorsport	Prima Ghinzani Motorsport	Porsche 911 GT3 CUP 992	MC	1'46.432	3.119	0.613	15
30	54 STEFANELLI Stefano	ITA	Team Malucelli	Team Malucelli	Porsche 911 GT3 CUP 992	MC	1'46.564	3.251	0.132	16
31	50 FENICI Francesco Maria	ITA	Raptor Engineering	Raptor Engineering	Porsche 911 GT3 CUP 992	MC	1'46.632	3.319	0.068	16
32	99 CHIRIGUT Horia-Traian	ROU	Scuderia Villorba Corse	Scuderia Villorba Corse	Porsche 911 GT3 CUP 992	MC	1'47.466	4.153	0.834	18

Umidità	68%	Aria	26°C
Condizioni	DRY	Pista	34°C

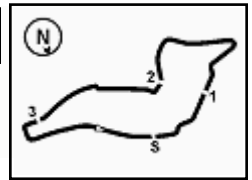
Stewards : Paolo Longoni Simone Leoni Raffaele Giammaria

07/09/2024 Inizio 10:15 Fine 11:01

Esposta alle:

Powered by FICr PERUGIA TIMING





Penalty and Infringement

10.15		Green Flag - Pit Lane Open
10.25		RED FLAG
10.30		Green Flag - Pit Lane Open
10.36	46 N. PUJATTI	#46 Time Deleted (1'45.295) - Exceeded Track Limits T14
10.36	15 A. FESTANTE	#15 Time Deleted (1'47.100) - Exceeded Track Limits T14
10.36	44 F. OLIVIERI	#44 Time Deleted (1'45.714) - Exceeded Track Limits T14
10.39		FCY
10.42		Fine FCY - Green Flag
10.51		FCY
10.54		Fine FCY - Green Flag
11.00	46 N. PUJATTI	#46 Time Deleted (1'44.085) - Exceeded Track Limits T14

Fastest Laps Sequence

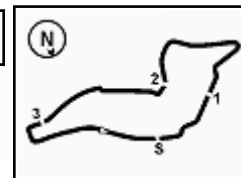
Num.	Concorrente	Naz	Team	Auto	Local Time	Tempo	Dist.	Media
99	H. CHIRIGUT	ROU	Scuderia Villorba Corse	Porsche 911 GT3 CUP 992	10:19'53.591	2'15.202		130,711
56	C. BRUSA	ITA	Prima Ghinzani Motorsport	Porsche 911 GT3 CUP 992	10:20'00.312	1'59.943	-15.259	147,340
44	F. OLIVIERI	ITA	Raptor Engineering	Porsche 911 GT3 CUP 992	10:20'28.820	1'58.137	-1.806	149,592
19	A. IMPERATO	USA	Ombra Racing	Porsche 911 GT3 CUP 992	10:21'45.465	1'57.776	-0.361	150,051
56	C. BRUSA	ITA	Prima Ghinzani Motorsport	Porsche 911 GT3 CUP 992	10:21'55.315	1'55.003	-2.773	153,669
44	F. OLIVIERI	ITA	Raptor Engineering	Porsche 911 GT3 CUP 992	10:22'17.821	1'49.001	-6.002	162,131
17	S. JONGEJAN	NLD	Enrico Fulgenzi Racing	Porsche 911 GT3 CUP 992	10:22'28.214	1'45.064	-3.937	168,206
17	S. JONGEJAN	NLD	Enrico Fulgenzi Racing	Porsche 911 GT3 CUP 992	10:24'12.842	1'44.628	-0.436	168,907
12	L. ZENDELI	DEU	Ombra Racing	Porsche 911 GT3 CUP 992	10:36'12.234	1'44.525	-0.103	169,073
38	S. IAQUINTA	ITA	Prima Ghinzani Motorsport	Porsche 911 GT3 CUP 992	10:37'28.067	1'44.227	-0.298	169,557
26	M. KLEIN	FRA	Target Competition	Porsche 911 GT3 CUP 992	10:37'31.972	1'43.844	-0.383	170,182
26	M. KLEIN	FRA	Target Competition	Porsche 911 GT3 CUP 992	10:39'15.344	1'43.372	-0.472	170,959
12	L. ZENDELI	DEU	Ombra Racing	Porsche 911 GT3 CUP 992	11:00'12.318	1'43.313	-0.059	171,057

Stewards : Paolo Longoni Simone Leoni Raffaele Giammaria

07/09/2024 Inizio 10:15 Fine 11:01

Esposta alle:





ACI Racing Weekend Imola, 7-8 Settembre 2024

Porsche Carrera Cup Italia - Classifica 2' miglior tempo Qualifiche

Num.	Conduuttore	Naz	Concorrente	Team	Auto	Classe	Tempo	Dist.	Rel.	Giri
1	12 ZENDELI Lirim	DEU	Ombra Racing	Ombra Racing	Porsche 911 GT3 CUP 992	R	1'43.531			13
2	26 KLEIN Marvin	FRA	Target Competition	Target Competition	Porsche 911 GT3 CUP 992		1'43.532	0.001	0.001	11
3	8 MASTERS Keagan	ZAF	Ombra Racing	Team Q8 Hi-Perform	Porsche 911 GT3 CUP 992		1'43.588	0.057	0.056	12
4	28 BRASCHI Francesco	ITA	Dinamic Motorsport	Dinamic Motorsport	Porsche 911 GT3 CUP 992	R	1'43.864	0.333	0.276	11
5	3 CERQUI Alberto	ITA	BeDriver	BeDriver	Porsche 911 GT3 CUP 992		1'43.999	0.468	0.135	13
6	11 GRAY Oliver	GBR	Ombra Racing	Ombra Racing	Porsche 911 GT3 CUP 992	R	1'44.017	0.486	0.018	12
7	38 IAQUINTA Simone	ITA	Prima Ghinzani Motorsport	Prima Ghinzani Motorsport	Porsche 911 GT3 CUP 992		1'44.062	0.531	0.045	10
8	7 HALL Bayley	AUS	BeDriver	BeDriver	Porsche 911 GT3 CUP 992		1'44.082	0.551	0.020	13
9	21 BERTONELLI Diego	ITA	The Driving Experiences	The Driving Experiences	Porsche 911 GT3 CUP 992		1'44.086	0.555	0.004	11
10	15 FESTANTE Aldo	ITA	Dinamic Motorsport	Dinamic Motorsport	Porsche 911 GT3 CUP 992		1'44.115	0.584	0.029	11
11	40 PAQUE Benjamin	BEL	Target Competition	Target Competition	Porsche 911 GT3 CUP 992		1'44.253	0.722	0.138	11
12	46 PUJATTI Nicholas	ITA	Scuderia Villorba Corse	Scuderia Villorba Corse	Porsche 911 GT3 CUP 992	R	1'44.395	0.864	0.142	13
13	10 ARMANNI Pietro	ITA	Prima Ghinzani Motorsport	Prima Ghinzani Motorsport	Porsche 911 GT3 CUP 992		1'44.479	0.948	0.084	11
14	17 JONGEJAN Sam	NLD	Enrico Fulgenzi Racing	Enrico Fulgenzi Racing	Porsche 911 GT3 CUP 992	R	1'44.628	1.097	0.149	13
15	32 QUARESMINI Gianmarco	ITA	Tsunami RT	Tsunami RT	Porsche 911 GT3 CUP 992		1'44.651	1.120	0.023	10
16	14 GIACON Steven	ITA	Scuderia Villorba Corse	Scuderia Villorba Corse	Porsche 911 GT3 CUP 992	R	1'44.915	1.384	0.264	12
17	13 PALUDO Miguel	BRA	Dinamic Motorsport	Dinamic Motorsport	Porsche 911 GT3 CUP 992		1'44.998	1.467	0.083	13
18	56 BRUSA Cesare	ITA	Prima Ghinzani Motorsport	Prima Ghinzani Motorsport	Porsche 911 GT3 CUP 992	MC	1'45.009	1.478	0.011	14
19	25 GREGOR Daniel	DEU	The Driving Experiences	The Driving Experiences	Porsche 911 GT3 CUP 992	R	1'45.093	1.562	0.084	11
20	24 FANT Filippo	ITA	Team Malucelli	Team Malucelli	Porsche 911 GT3 CUP 992	R	1'45.154	1.623	0.061	13
21	18 PAPI Cosimo	ITA	Ebimotors	Ebimotors	Porsche 911 GT3 CUP 992	R	1'45.200	1.669	0.046	18
22	23 SEGRE Matteo	ITA	Ombra Racing	Ombra Racing	Porsche 911 GT3 CUP 992	R	1'45.727	2.196	0.527	18
23	44 OLIVIERI Flavio	ITA	Raptor Engineering	Raptor Engineering	Porsche 911 GT3 CUP 992	R	1'45.748	2.217	0.021	17
24	51 GNEMMI Paolo	ITA	Ebimotors	Ebimotors	Porsche 911 GT3 CUP 992	MC	1'45.825	2.294	0.077	11
25	70 GIORGI Gianluca	ITA	BeDriver	BeDriver	Porsche 911 GT3 CUP 992	MC	1'45.876	2.345	0.051	14
26	52 DE AMICIS Alberto	ITA	Ebimotors	Ebimotors	Porsche 911 GT3 CUP 992	MC	1'45.926	2.395	0.050	12
27	19 IMPERATO Anthony	USA	Ombra Racing	Ombra Racing	Porsche 911 GT3 CUP 992		1'46.166	2.635	0.240	16
28	67 DE GIACOMI Alex	ITA	Tsunami RT	Tsunami RT	Porsche 911 GT3 CUP 992	MC	1'46.513	2.982	0.347	11
29	50 FENICI Francesco Maria	ITA	Raptor Engineering	Raptor Engineering	Porsche 911 GT3 CUP 992	MC	1'46.762	3.231	0.249	16
30	54 STEFANELLI Stefano	ITA	Team Malucelli	Team Malucelli	Porsche 911 GT3 CUP 992	MC	1'47.050	3.519	0.288	16
31	99 CHIRIGUT Horia-Traian	ROU	Scuderia Villorba Corse	Scuderia Villorba Corse	Porsche 911 GT3 CUP 992	MC	1'48.278	4.747	1.228	18
32	55 INTRONA Ilarione	ITA	Prima Ghinzani Motorsport	Prima Ghinzani Motorsport	Porsche 911 GT3 CUP 992	MC	1'48.399	4.868	0.121	15

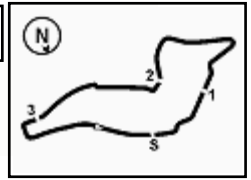
Umidità	68%	Aria	26°C
Condizioni	DRY	Pista	34°C

Stewards : Paolo Longoni Simone Leoni Raffaele Giammaria

07/09/2024 Inizio 10:15 Fine 11:01

Esposta alle:





Imola Circuit 4.909 m

MIGLIOR GIRO

1	12 ZENDELI Lirim	Porsche 911 GT3 CUP 992	1'43.313
2	26 KLEIN Marvin	Porsche 911 GT3 CUP 992	1'43.372
3	28 BRASCHI Francesco	Porsche 911 GT3 CUP 992	1'43.375
4	8 MASTERS Keagan	Porsche 911 GT3 CUP 992	1'43.504
5	38 IAQUINTA Simone	Porsche 911 GT3 CUP 992	1'43.599
6	40 PAQUE Benjamin	Porsche 911 GT3 CUP 992	1'43.904
7	7 HALL Bayley	Porsche 911 GT3 CUP 992	1'43.926
8	11 GRAY Oliver	Porsche 911 GT3 CUP 992	1'43.952
9	3 CERQUI Alberto	Porsche 911 GT3 CUP 992	1'43.956
10	46 PUJATTI Nicholas	Porsche 911 GT3 CUP 992	1'43.987
11	21 BERTONELLI Diego	Porsche 911 GT3 CUP 992	1'43.997
12	15 FESTANTE Aldo	Porsche 911 GT3 CUP 992	1'44.055
13	32 QUARESMINI Gianmarco	Porsche 911 GT3 CUP 992	1'44.139
14	10 ARMANNI Pietro	Porsche 911 GT3 CUP 992	1'44.164
15	14 GIACON Steven	Porsche 911 GT3 CUP 992	1'44.230
16	17 JONGEJAN Sam	Porsche 911 GT3 CUP 992	1'44.534
17	25 GREGOR Daniel	Porsche 911 GT3 CUP 992	1'44.744
18	13 PALUDO Miguel	Porsche 911 GT3 CUP 992	1'44.860
19	56 BRUSA Cesare	Porsche 911 GT3 CUP 992	1'44.869
20	44 OLIVIERI Flavio	Porsche 911 GT3 CUP 992	1'44.986
21	24 FANT Filippo	Porsche 911 GT3 CUP 992	1'45.035
22	18 PAPI Cosimo	Porsche 911 GT3 CUP 992	1'45.154
23	23 SEGRE Matteo	Porsche 911 GT3 CUP 992	1'45.313
24	70 GIORGI Gianluca	Porsche 911 GT3 CUP 992	1'45.473
25	67 DE GIACOMI Alex	Porsche 911 GT3 CUP 992	1'45.702
26	52 DE AMICIS Alberto	Porsche 911 GT3 CUP 992	1'45.723
27	51 GNEMMI Paolo	Porsche 911 GT3 CUP 992	1'45.780
28	19 IMPERATO Anthony	Porsche 911 GT3 CUP 992	1'45.819
29	55 INTRONA Ilarione	Porsche 911 GT3 CUP 992	1'46.432
30	54 STEFANELLI Stefano	Porsche 911 GT3 CUP 992	1'46.564
31	50 FENICI Francesco Maria	Porsche 911 GT3 CUP 992	1'46.632
32	99 CHIRIGUT Horia-Traian	Porsche 911 GT3 CUP 992	1'47.466

SPEED

1	46 PUJATTI Nicholas	Porsche 911 GT3 CUP 992	272,0
2	8 MASTERS Keagan	Porsche 911 GT3 CUP 992	270,7
3	15 FESTANTE Aldo	Porsche 911 GT3 CUP 992	270,7
4	3 CERQUI Alberto	Porsche 911 GT3 CUP 992	270,7
5	17 JONGEJAN Sam	Porsche 911 GT3 CUP 992	270,0
6	12 ZENDELI Lirim	Porsche 911 GT3 CUP 992	270,0
7	23 SEGRE Matteo	Porsche 911 GT3 CUP 992	270,0
8	28 BRASCHI Francesco	Porsche 911 GT3 CUP 992	270,0
9	25 GREGOR Daniel	Porsche 911 GT3 CUP 992	269,3
10	21 BERTONELLI Diego	Porsche 911 GT3 CUP 992	269,3
11	40 PAQUE Benjamin	Porsche 911 GT3 CUP 992	269,3
12	32 QUARESMINI Gianmarco	Porsche 911 GT3 CUP 992	269,3
13	51 GNEMMI Paolo	Porsche 911 GT3 CUP 992	269,3
14	56 BRUSA Cesare	Porsche 911 GT3 CUP 992	269,3
15	52 DE AMICIS Alberto	Porsche 911 GT3 CUP 992	268,7
16	11 GRAY Oliver	Porsche 911 GT3 CUP 992	268,7
17	10 ARMANNI Pietro	Porsche 911 GT3 CUP 992	268,0
18	7 HALL Bayley	Porsche 911 GT3 CUP 992	268,0
19	14 GIACON Steven	Porsche 911 GT3 CUP 992	268,0
20	44 OLIVIERI Flavio	Porsche 911 GT3 CUP 992	268,0
21	26 KLEIN Marvin	Porsche 911 GT3 CUP 992	268,0
22	67 DE GIACOMI Alex	Porsche 911 GT3 CUP 992	268,0
23	18 PAPI Cosimo	Porsche 911 GT3 CUP 992	268,0
24	13 PALUDO Miguel	Porsche 911 GT3 CUP 992	267,3
25	19 IMPERATO Anthony	Porsche 911 GT3 CUP 992	267,3
26	99 CHIRIGUT Horia-Traian	Porsche 911 GT3 CUP 992	267,3
27	70 GIORGI Gianluca	Porsche 911 GT3 CUP 992	267,3
28	24 FANT Filippo	Porsche 911 GT3 CUP 992	267,3
29	38 IAQUINTA Simone	Porsche 911 GT3 CUP 992	266,7
30	55 INTRONA Ilarione	Porsche 911 GT3 CUP 992	266,7
31	54 STEFANELLI Stefano	Porsche 911 GT3 CUP 992	266,0
32	50 FENICI Francesco Maria	Porsche 911 GT3 CUP 992	265,4

SEG. 1

1	8 MASTERS Keagan	21.274
2	26 KLEIN Marvin	21.307
3	28 BRASCHI Francesco	21.333
4	10 ARMANNI Pietro	21.381
5	46 PUJATTI Nicholas	21.409
6	40 PAQUE Benjamin	21.412
7	32 QUARESMINI Gianmarco	21.424
8	7 HALL Bayley	21.435
9	21 BERTONELLI Diego	21.447
10	12 ZENDELI Lirim	21.454
11	17 JONGEJAN Sam	21.498
12	38 IAQUINTA Simone	21.505
13	25 GREGOR Daniel	21.533
14	15 FESTANTE Aldo	21.540
15	3 CERQUI Alberto	21.541
16	11 GRAY Oliver	21.552
17	14 GIACON Steven	21.553
18	24 FANT Filippo	21.584
19	44 OLIVIERI Flavio	21.622
20	18 PAPI Cosimo	21.653
21	13 PALUDO Miguel	21.685
22	51 GNEMMI Paolo	21.701
23	23 SEGRE Matteo	21.728
24	70 GIORGI Gianluca	21.856
25	67 DE GIACOMI Alex	21.867
26	56 BRUSA Cesare	21.872
27	19 IMPERATO Anthony	21.889
28	55 INTRONA Ilarione	21.938
29	52 DE AMICIS Alberto	21.939
30	54 STEFANELLI Stefano	21.954
31	50 FENICI Francesco Maria	21.981
32	99 CHIRIGUT Horia-Traian	22.425

SEG. 2

1	12 ZENDELI Lirim	33.924
2	26 KLEIN Marvin	33.954
3	28 BRASCHI Francesco	34.074
4	38 IAQUINTA Simone	34.078
5	10 ARMANNI Pietro	34.111
6	11 GRAY Oliver	34.124
7	15 FESTANTE Aldo	34.169
8	32 QUARESMINI Gianmarco	34.171
9	17 JONGEJAN Sam	34.203
10	8 MASTERS Keagan	34.211
11	3 CERQUI Alberto	34.249
12	40 PAQUE Benjamin	34.254
13	7 HALL Bayley	34.267
14	14 GIACON Steven	34.280
15	21 BERTONELLI Diego	34.290
16	46 PUJATTI Nicholas	34.321
17	44 OLIVIERI Flavio	34.410
18	25 GREGOR Daniel	34.460
19	56 BRUSA Cesare	34.593
20	52 DE AMICIS Alberto	34.599
21	23 SEGRE Matteo	34.601
22	24 FANT Filippo	34.609
23	70 GIORGI Gianluca	34.633
24	13 PALUDO Miguel	34.671
25	18 PAPI Cosimo	34.683
26	19 IMPERATO Anthony	34.683
27	67 DE GIACOMI Alex	34.957
28	51 GNEMMI Paolo	34.957
29	55 INTRONA Ilarione	34.963
30	54 STEFANELLI Stefano	34.976
31	50 FENICI Francesco Maria	35.119
32	99 CHIRIGUT Horia-Traian	35.232

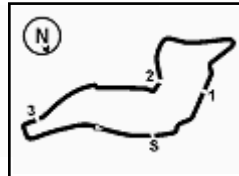
SEG. 3

1	28 BRASCHI Francesco	29.296
2	12 ZENDELI Lirim	29.328
3	26 KLEIN Marvin	29.341
4	3 CERQUI Alberto	29.446
5	8 MASTERS Keagan	29.458
6	38 IAQUINTA Simone	29.482
7	32 QUARESMINI Gianmarco	29.485
8	46 PUJATTI Nicholas	29.497
9	21 BERTONELLI Diego	29.527
10	7 HALL Bayley	29.548
11	15 FESTANTE Aldo	29.585
12	40 PAQUE Benjamin	29.603
13	11 GRAY Oliver	29.614
14	17 JONGEJAN Sam	29.677
15	56 BRUSA Cesare	29.708
16	14 GIACON Steven	29.724
17	18 PAPI Cosimo	29.729
18	13 PALUDO Miguel	29.783
19	25 GREGOR Daniel	29.795
20	10 ARMANNI Pietro	29.859
21	67 DE GIACOMI Alex	29.915
22	24 FANT Filippo	29.939
23	44 OLIVIERI Flavio	29.964
24	23 SEGRE Matteo	30.013
25	52 DE AMICIS Alberto	30.096
26	51 GNEMMI Paolo	30.170
27	19 IMPERATO Anthony	30.234
28	70 GIORGI Gianluca	30.266
29	55 INTRONA Ilarione	30.310
30	54 STEFANELLI Stefano	30.498
31	50 FENICI Francesco Maria	30.626
32	99 CHIRIGUT Horia-Traian	30.645

SEG. 4

1	8 MASTERS Keagan	18.412
2	32 QUARESMINI Gianmarco	18.421
3	15 FESTANTE Aldo	18.480
4	21 BERTONELLI Diego	18.499
5	40 PAQUE Benjamin	18.525
6	26 KLEIN Marvin	18.532
7	38 IAQUINTA Simone	18.534
8	10 ARMANNI Pietro	18.542
9	28 BRASCHI Francesco	18.545
10	12 ZENDELI Lirim	18.556
11	46 PUJATTI Nicholas	18.563
12	7 HALL Bayley	18.564
13	3 CERQUI Alberto	18.571
14	56 BRUSA Cesare	18.572
15	13 PALUDO Miguel	18.588
16	11 GRAY Oliver	18.610
17	23 SEGRE Matteo	18.617
18	70 GIORGI Gianluca	18.658
19	14 GIACON Steven	18.659
20	17 JONGEJAN Sam	18.694
21	51 GNEMMI Paolo	18.701
22	24 FANT Filippo	18.713
23	18 PAPI Cosimo	18.714
24	52 DE AMICIS Alberto	18.727
25	25 GREGOR Daniel	18.733
26	19 IMPERATO Anthony	18.741
27	44 OLIVIERI Flavio	18.751
28	50 FENICI Francesco Maria	18.753
29	99 CHIRIGUT Horia-Traian	18.819
30	54 STEFANELLI Stefano	18.834
31	67 DE GIACOMI Alex	18.836
32	55 INTRONA Ilarione	18.948





ACI Racing Weekend Imola, 7-8 Settembre 2024

Porsche Carrera Cup Italia - Ideal Time Qualifiche

Imola Circuit 4.909 m
1 / 2

Num.	Conduuttore	Auto	Seg. 1	Seg. 2	Seg. 3	Seg. 4	Ideal Time		
			Diff. 1	Diff. 2	Diff. 3	Diff. 4	Miglior Giro	Pos.	Diff.
1	26 KLEIN M. (FRA)	Porsche 911 GT3 CUP 992	21.307 +0.057	33.954 +0.125	29.341	18.532 +0.056	1'43.134 1'43.372	2	0.238
2	28 BRASCHI F. (ITA)	Porsche 911 GT3 CUP 992	21.333	34.074	29.296 +0.127	18.545	1'43.248 1'43.375	3	0.127
3	12 ZENDELI L. (DEU)	Porsche 911 GT3 CUP 992	21.454	33.924 +0.051	29.328	18.556	1'43.262 1'43.313	1	0.051
4	8 MASTERS K. (ZAF)	Porsche 911 GT3 CUP 992	21.274 +0.149	34.211	29.458	18.412	1'43.355 1'43.504	4	0.149
5	32 QUARESMINI G. (ITA)	Porsche 911 GT3 CUP 992	21.424 +0.356	34.171 +0.195	29.485 +0.087	18.421	1'43.501 1'44.139	13	0.638
6	38 IAQUINTA S. (ITA)	Porsche 911 GT3 CUP 992	21.505	34.078	29.482	18.534	1'43.599 1'43.599	5	
7	21 BERTONELLI D. (ITA)	Porsche 911 GT3 CUP 992	21.447	34.290 +0.109	29.527 +0.125	18.499	1'43.763 1'43.997	11	0.234
8	15 FESTANTE A. (ITA)	Porsche 911 GT3 CUP 992	21.540	34.169	29.585 +0.281	18.480	1'43.774 1'44.055	12	0.281
9	46 PUJATTI N. (ITA)	Porsche 911 GT3 CUP 992	21.409	34.321 +0.008	29.497	18.563 +0.189	1'43.790 1'43.987	10	0.197
10	40 PAQUE B. (BEL)	Porsche 911 GT3 CUP 992	21.412 +0.101	34.254 +0.009	29.603	18.525	1'43.794 1'43.904	6	0.110
11	3 CERQUII A. (ITA)	Porsche 911 GT3 CUP 992	21.541	34.249	29.446	18.571 +0.149	1'43.807 1'43.956	9	0.149
12	7 HALL B. (AUS)	Porsche 911 GT3 CUP 992	21.435	34.267 +0.112	29.548	18.564	1'43.814 1'43.926	7	0.112
13	10 ARMANNI P. (ITA)	Porsche 911 GT3 CUP 992	21.381	34.111	29.859 +0.088	18.542 +0.183	1'43.893 1'44.164	14	0.271
14	11 GRAY O. (GBR)	Porsche 911 GT3 CUP 992	21.552 +0.008	34.124 +0.044	29.614	18.610	1'43.900 1'43.952	8	0.052
15	17 JONGEJAN S. (NLD)	Porsche 911 GT3 CUP 992	21.498 +0.264	34.203 +0.198	29.677	18.694	1'44.072 1'44.534	16	0.462
16	14 GIACON S. (ITA)	Porsche 911 GT3 CUP 992	21.553	34.280	29.724	18.659 +0.014	1'44.216 1'44.230	15	0.014
17	25 GREGOR D. (DEU)	Porsche 911 GT3 CUP 992	21.533	34.460	29.795 +0.141	18.733 +0.082	1'44.521 1'44.744	17	0.223
18	13 PALUDO M. (BRA)	Porsche 911 GT3 CUP 992	21.685	34.671 +0.010	29.783 +0.099	18.588 +0.024	1'44.727 1'44.860	18	0.133
19	56 BRUSA C. (ITA)	Porsche 911 GT3 CUP 992	21.872	34.593	29.708	18.572 +0.124	1'44.745 1'44.869	19	0.124
20	44 OLIVIERI F. (ITA)	Porsche 911 GT3 CUP 992	21.622	34.410	29.964 +0.067	18.751 +0.172	1'44.747 1'44.986	20	0.239
21	18 PAPI C. (ITA)	Porsche 911 GT3 CUP 992	21.653 +0.114	34.683 +0.060	29.729 +0.109	18.714 +0.092	1'44.779 1'45.154	22	0.375
22	24 FANT F. (ITA)	Porsche 911 GT3 CUP 992	21.584	34.609	29.939 +0.120	18.713 +0.070	1'44.845 1'45.035	21	0.190
23	23 SEGRE M. (ITA)	Porsche 911 GT3 CUP 992	21.728 +0.193	34.601 +0.006	30.013	18.617 +0.155	1'44.959 1'45.313	23	0.354
24	52 DE AMICIS A. (ITA)	Porsche 911 GT3 CUP 992	21.939 +0.030	34.599 +0.244	30.096	18.727 +0.088	1'45.361 1'45.723	26	0.362
25	70 GIORGI G. (ITA)	Porsche 911 GT3 CUP 992	21.856 +0.060	34.633	30.266	18.658	1'45.413 1'45.473	24	0.060
26	51 GNEMMI P. (ITA)	Porsche 911 GT3 CUP 992	21.701 +0.144	34.957	30.170	18.701 +0.107	1'45.529 1'45.780	27	0.251
27	19 IMPERATO A. (USA)	Porsche 911 GT3 CUP 992	21.889 +0.091	34.683	30.234	18.741 +0.181	1'45.547 1'45.819	28	0.272
28	67 DE GIACOMI A. (ITA)	Porsche 911 GT3 CUP 992	21.867 +0.127	34.957	29.915	18.836	1'45.575 1'45.702	25	0.127
29	55 INTRONA I. (ITA)	Porsche 911 GT3 CUP 992	21.938 +0.032	34.963 +0.241	30.310	18.948	1'46.159 1'46.432	29	0.273
30	54 STEFANELLI S. (ITA)	Porsche 911 GT3 CUP 992	21.954 +0.038	34.976 +0.264	30.498	18.834	1'46.262 1'46.564	30	0.302
31	50 FENICI F. (ITA)	Porsche 911 GT3 CUP 992	21.981	35.119 +0.084	30.626 +0.069	18.753	1'46.479 1'46.632	31	0.153
32	99 CHIRIGUT H. (ROU)	Porsche 911 GT3 CUP 992	22.425 +0.160	35.232	30.645	18.819 +0.185	1'47.121 1'47.466	32	0.345
Ideal Time Assoluto			21.274	33.924	29.296	18.412	1'42.906		

07/09/2024

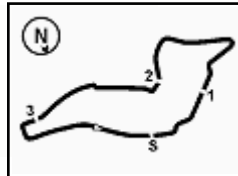
Powered by FICR PERUGIA TIMING



PORSCHE

**CARRERA CUP
ITALIA**

3.4



ACI Racing Weekend Imola, 7-8 Settembre 2024

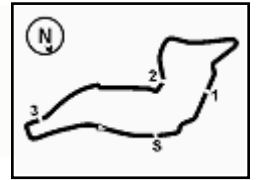
Porsche Carrera Cup Italia - Ideal Time Qualifiche

Imola Circuit 4.909 m

2 / 2

Num. Conduttore	Auto	Seg. 1 Diff. 1	Seg. 2 Diff. 2	Seg. 3 Diff. 3	Seg. 4 Diff. 4	Ideal Time Miglior Giro	Pos.	Diff.
-----------------	------	-------------------	-------------------	-------------------	-------------------	----------------------------	------	-------





3 A. CERQUI (1'43.956)

Giro	Seg.1	Seg.2	Seg.3	Seg.4	T. Giro	km/h	Local Time
1					C		
2	3'31.500	43.314	36.239	20.651	5'11.704P	150,2	10:32'24.273
3	26.123	38.720	38.129	21.453	2'04.425	197,1	10:34'28.698
4	21.939	34.843	29.764	18.757	1'45.303	268,7	10:36'14.001
5	22.065	35.686	31.403	18.956	1'48.110	270,0	10:38'02.111
6	21.606	34.463	29.538	18.993	1'44.600	269,3	10:39'46.711
7	53.829	1'11.387	42.860	3'41.956	6'30.032P	86,2	10:46'16.743
8	50.463	40.388	34.499	19.513	2'24.863P	138,6	10:48'41.606
9	22.979	35.466	30.114	18.741	1'47.300	255,9	10:50'28.906
10	21.583	34.444	39.949	43.621	2'19.597	268,0	10:52'48.503
11	58.944	51.679	32.966	28.865	2'52.454	75,9	10:55'40.957
12	21.691	34.629	29.617	18.734	1'44.671	268,0	10:57'25.628
13	21.541	34.249	29.446	18.720	1'43.956	270,0	10:59'09.584
14	21.555	34.274	29.599	18.571	1'43.999	270,7	11:00'53.583

12	21.381	34.111	29.947	18.725	1'44.164	267,3	10:59'35.008
----	---------------	---------------	--------	--------	-----------------	-------	--------------

11 O. GRAY (1'43.952)

Giro	Seg.1	Seg.2	Seg.3	Seg.4	T. Giro	km/h	Local Time
1					C		
2	3'42.678	43.307	37.426	20.488	5'23.899P	140,1	10:32'19.622
3	26.030	39.993	35.020	20.548	2'01.591	220,4	10:34'21.213
4	22.288	35.029	30.207	18.739	1'46.263	261,5	10:36'07.476
5	21.643	34.437	29.866	18.638	1'44.584	266,7	10:37'52.060
6	21.946	35.314	30.716	18.828	1'46.804	261,5	10:39'38.864
7	45.239	1'16.315	47.504	4'29.225	7'18.283P	82,5	10:46'57.147
8	42.628	41.246	35.472	21.031	2'20.377P	162,9	10:49'17.524
9	25.482	37.392	34.663	19.949	1'57.486	197,1	10:51'15.010
10	21.812	1'26.784	1'43.431	19.174	3'51.201	264,1	10:55'06.211
11	21.830	34.648	30.479	18.731	1'45.688	253,5	10:56'51.899
12	21.552	34.124	29.621	18.720	1'44.017	268,0	10:58'35.916
13	21.560	34.168	29.614	18.610	1'43.952	268,7	11:00'19.868

7 B. HALL (1'43.926)

Giro	Seg.1	Seg.2	Seg.3	Seg.4	T. Giro	km/h	Local Time
1					C		
2	3'33.566	41.379	37.456	20.054	5'12.455P	124,7	10:32'29.918
3	25.076	38.134	36.177	20.164	1'59.551	200,7	10:34'29.469
4	24.842	35.834	32.418	18.879	1'51.973	183,7	10:36'21.442
5	21.705	34.647	29.944	18.599	1'44.895	266,0	10:38'06.337
6	21.514	34.474	29.902	26.591	1'52.481	268,0	10:39'58.818
7	54.253	1'07.647	39.507	3'16.783	5'58.190P	80,1	10:45'57.008
8	40.110	37.697	34.209	19.694	2'11.710P	169,0	10:48'08.718
9	23.081	36.154	33.772	19.011	1'52.018	223,1	10:50'00.736
10	21.568	34.348	29.929	18.606	1'44.451	266,0	10:51'45.187
11	36.512	1'08.102	1'33.430	25.459	3'43.503	208,5	10:55'28.690
12	21.836	35.966	31.548	18.811	1'48.161	266,0	10:57'16.851
13	21.451	34.267	29.769	18.595	1'44.082	267,3	10:59'00.933
14	21.435	34.379	29.548	18.564	1'43.926	268,0	11:00'44.859

12 L. ZENDELI (1'43.313)

Giro	Seg.1	Seg.2	Seg.3	Seg.4	T. Giro	km/h	Local Time
1					C		
2	3'32.606	42.290	36.944	20.748	5'12.588P	144,8	10:32'23.382
3	25.948	38.638	38.181	21.560	2'04.327	175,0	10:34'27.709
4	21.773	34.424	29.703	18.625	1'44.525	266,0	10:36'12.234
5	24.646	50.024	51.324	18.858	2'24.852	270,0	10:38'37.086
6	21.663	34.114	2'10.211	42.446	3'48.434	268,0	10:42'25.520
7	24.044	36.277	30.657	18.859	1'49.837	248,3	10:44'15.357
8	21.727	34.184	29.517	18.671	1'44.099	265,4	10:45'59.456
9	21.854	35.938	30.554	1'28.778	2'57.124P	266,0	10:48'56.580
10	41.637	37.762	32.883	19.446	2'11.728P	129,3	10:51'08.308
11	23.890	1'21.947	1'48.248	18.912	3'52.997	198,5	10:55'01.305
12	21.741	34.179	29.644	18.605	1'44.169	264,7	10:56'45.474
13	21.609	33.924	29.439	18.559	1'43.531	266,7	10:58'29.005
14	21.454	33.975	29.328	18.556	1'43.313	268,0	11:00'12.318

8 K. MASTERS (1'43.504)

Giro	Seg.1	Seg.2	Seg.3	Seg.4	T. Giro	km/h	Local Time
1					C		
2	3'35.439	40.898	37.442	20.655	5'14.434P	145,0	10:32'22.014
3	26.036	39.222	34.600	20.217	2'00.075	198,9	10:34'22.089
4	21.761	35.281	33.524	18.752	1'49.318	266,7	10:36'11.407
5	21.490	34.294	29.789	18.555	1'44.128	268,0	10:37'55.535
6	21.274	34.298	29.472	18.544	1'43.588	270,7	10:39'39.123
7	51.423	1'11.639	46.668	4'17.986	7'07.716P	59,7	10:46'46.839
8	41.497	38.395	31.980	19.464	2'11.336P	162,7	10:48'58.175
9	23.177	36.002	30.907	18.629	1'48.715	243,2	10:50'46.890
10	21.452	34.331	1'04.041	42.000	2'41.824	267,3	10:53'28.714
11	54.641	36.387	31.214	25.049	2'27.291	74,6	10:55'56.005
12	21.423	34.211	29.458	18.412	1'43.504	268,7	10:57'39.509
13	21.438	34.752	30.152	19.040	1'45.382	270,0	10:59'24.891

13 M. PALUDO (1'44.860)

Giro	Seg.1	Seg.2	Seg.3	Seg.4	T. Giro	km/h	Local Time
1					C		
2	50.217	42.573	35.222	21.590	2'29.602P	157,4	10:24'54.390
3	26.408	41.887	42.676	47.704	2'38.675CP	215,6	10:27'33.065
4	3'21.746	40.127	35.279	20.171	4'57.323P	176,8	10:32'30.388
5	24.176	36.404	31.325	20.793	1'52.698	266,0	10:34'23.086
6	22.084	34.970	30.419	18.728	1'46.201	267,3	10:36'09.287
7	21.929	34.826	30.506	18.826	1'46.087	267,3	10:37'55.374
8	24.044	37.828	52.182	5'41.991	7'36.045P	213,4	10:45'31.419
9	44.058	39.582	35.122	20.618	2'19.380P	171,7	10:47'50.799
10	24.484	38.579	33.041	19.043	1'55.147	229,8	10:49'45.946
11	21.960	34.698	29.841	18.588	1'45.087	265,4	10:51'31.033
12	25.866	1'17.845	1'38.170	24.401	3'46.282	266,7	10:55'17.315
13	21.889	34.671	29.783	18.655	1'44.998	267,3	10:57'02.313
14	21.685	34.681	29.882	18.612	1'44.860	267,3	10:58'47.173

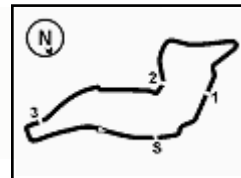
10 P. ARMANNI (1'44.164)

Giro	Seg.1	Seg.2	Seg.3	Seg.4	T. Giro	km/h	Local Time
1					C		
2	42.740	38.669	33.707	19.711	2'14.827P	175,6	10:33'57.337
3	23.341	36.170	31.990	19.848	1'51.349	231,3	10:35'48.686
4	21.708	34.691	30.194	18.610	1'45.203	263,4	10:37'33.889
5	21.574	34.374	29.981	18.665	1'44.594	268,0	10:39'18.483
6	27.760	1'07.867	1'00.409	4'54.520	7'30.556P	266,7	10:46'49.039
7	40.133	37.942	32.247	19.351	2'09.673P	173,4	10:48'58.712
8	23.103	36.094	33.359	19.310	1'51.866	230,8	10:50'50.578
9	21.643	34.533	1'03.030	40.984	2'40.190	268,0	10:53'30.768
10	53.434	36.977	35.583	29.603	2'35.597	74,7	10:56'06.365
11	21.629	34.449	29.859	18.542	1'44.479	265,4	10:57'50.844

14 S. GIACON (1'44.230)

Giro	Seg.1	Seg.2	Seg.3	Seg.4	T. Giro	km/h	Local Time
1					C		
2	3'29.212	41.280	37.814	21.034	5'09.340P	121,9	10:32'33.326
3	27.326	40.485	36.135	27.621	2'11.567	168,0	10:34'44.893
4	21.867	35.251	30.607	18.928	1'46.653	263,4	10:36'31.546
5	21.833	35.311	30.173	18.786	1'46.103	267,3	10:38'17.649
6	21.608	34.644	30.534	41.117	2'07.903	268,0	10:40'25.552
7	54.829	1'01.086	33.309	3'23.266	5'52.490P	80,1	10:46'18.042
8	50.177	40.609	34.607	19.728	2'25.121P	116,6	10:48'43.163





9	24.302	54.349	32.464	20.508	2'11.623	241,1	10:50'54.786
10	21.904	35.592	1'09.080	40.560	2'47.136	266,0	10:53'41.922
11	48.478	35.790	33.087	36.153	2'33.508	60,7	10:56'15.430
12	21.712	34.518	30.026	18.659	1'44.915	264,7	10:58'00.345
13	21.553	34.280	29.724	18.673	1'44.230	268,0	10:59'44.575

2	50.878	51.060	39.814	21.003	2'42.755P	109,1	10:19'47.689
3	27.362	38.826	32.512	19.076	1'57.776	206,9	10:21'45.465
4	22.230	35.276	30.234	18.831	1'46.571	263,4	10:23'32.036
5	22.211	34.820	30.236	19.505	1'46.772	266,0	10:25'18.808
6	21.949	1'05.954	1'06.427	3'19.467	5'53.797P	264,1	10:31'12.605
7	44.106	37.754	34.988	20.948	2'17.796P	134,5	10:33'30.401
8	22.892	35.794	33.305	20.713	1'52.704	262,1	10:35'23.105
9	22.034	34.716	32.558	19.213	1'48.521	264,1	10:37'11.626
10	21.889	34.699	30.837	18.741	1'46.166	265,4	10:38'57.792
11	32.215	1'06.567	1'13.452	4'36.480	7'28.714P	213,4	10:46'26.506
12	47.345	43.327	36.311	20.262	2'27.245P	134,8	10:48'53.751
13	24.483	42.053	36.877	20.433	2'03.846	220,4	10:50'57.597
14	22.077	39.157	1'17.997	43.602	3'02.833	262,1	10:54'00.430
15	40.643	37.957	32.494	31.115	2'22.209	116,9	10:56'22.639
16	22.006	35.150	31.530	22.922	1'51.608	264,1	10:58'14.247
17	21.980	34.683	30.234	18.922	1'45.819	267,3	11:00'00.066

15 A. FESTANTE (1'44.055)

Giro	Seg.1	Seg.2	Seg.3	Seg.4	T. Giro	km/h	Local Time
1					C		
2	3'32.867	41.077	37.841	21.059	5'12.844P	125,7	10:32'32.665
3	26.646	40.599	36.213	27.902	2'11.360	194,2	10:34'44.025
4	22.155	35.185	30.682	19.078	1'47.100C	264,1	10:36'31.125
5	22.004	35.021	29.730	19.102	1'45.857	268,0	10:38'16.982
6	21.635	34.262	30.437	7'10.781	8'37.115P	270,7	10:46'54.097
7	40.184	37.708	32.621	19.423	2'09.936P	157,7	10:49'04.033
8	23.194	35.657	32.668	21.544	1'53.063	236,3	10:50'57.096
9	21.754	34.677	1'21.485	40.191	2'58.107	265,4	10:53'55.203
10	41.473	35.677	32.878	29.110	2'19.138	80,2	10:56'14.341
11	21.726	34.260	29.585	18.544	1'44.115	266,7	10:57'58.456
12	21.540	34.169	29.866	18.480	1'44.055	270,0	10:59'42.511

21 D. BERTONELLI (1'43.997)

Giro	Seg.1	Seg.2	Seg.3	Seg.4	T. Giro	km/h	Local Time
1					C		
2	3'29.034	46.035	36.292	21.702	5'13.063P	114,4	10:32'40.179
3	26.750	48.852	43.328	25.916	2'24.846	222,7	10:35'05.025
4	21.738	34.620	29.967	18.673	1'44.998	265,4	10:36'50.023
5	21.447	34.399	29.652	18.499	1'43.997	268,7	10:38'34.020
6	22.136	35.251	52.012	6'32.424	8'21.823P	268,7	10:46'55.843
7	42.620	41.459	35.163	21.443	2'20.685P	179,7	10:49'16.528
8	24.847	35.810	36.590	19.485	1'56.732	224,5	10:51'13.260
9	21.533	1'21.627	1'49.086	18.819	3'51.065	266,7	10:55'04.325
10	21.572	34.290	29.686	18.538	1'44.086	266,0	10:56'48.411
11	22.133	34.522	29.651	18.709	1'45.015	268,7	10:58'33.426
12	21.511	34.591	29.527	18.590	1'44.219	269,3	11:00'17.645

17 S. JONGEJAN (1'44.534)

Giro	Seg.1	Seg.2	Seg.3	Seg.4	T. Giro	km/h	Local Time
1							
2	46.811	41.741	35.388	20.335	2'24.275P	150,2	10:18'44.969
3	24.720	38.796	34.128	20.537	1'58.181	214,7	10:20'43.150
4	21.742	34.464	30.108	18.750	1'45.064	267,3	10:22'28.214
5	21.729	34.286	29.910	18.703	1'44.628	269,3	10:24'12.842
6	21.918	41.402	35.302	13'39.127	15'17.749P	269,3	10:39'30.591
7	1'04.504	1'09.432	47.203	20.924	3'22.063P	79,9	10:42'52.654
8	24.032	37.638	33.304	19.353	1'54.327	221,3	10:44'46.981
9	21.762	34.401	29.677	18.694	1'44.534	266,7	10:46'31.515
10	21.554	35.707	31.371	20.363	1'48.995	267,3	10:48'20.510
11	21.498	34.203	30.908	2'41.378	4'07.987P	269,3	10:52'28.497
12	58.492	1'01.020	36.009	22.643	2'58.164P	80,4	10:55'26.661
13	23.573	41.079	32.983	18.927	1'56.562	270,0	10:57'23.223
14	21.753	35.045	33.113	19.659	1'49.570	269,3	10:59'12.793

23 M. SEGRE (1'45.313)

Giro	Seg.1	Seg.2	Seg.3	Seg.4	T. Giro	km/h	Local Time
1							
2	53.677	48.316	40.222	22.854	2'45.069P	100,6	10:19'51.693
3	27.409	39.602	33.698	20.829	2'01.538	195,3	10:21'53.231
4	26.009	36.701	33.528	19.193	1'55.431	241,6	10:23'48.662
5	21.940	35.057	30.579	19.270	1'46.846	266,0	10:25'35.508
6	23.433	51.783	1'06.569	58.196	3'19.981CP	266,0	10:28'55.489
7	2'10.690	40.674	33.045	19.341	3'43.750P	147,5	10:32'39.239
8	22.108	37.174	31.384	19.686	1'50.352	267,3	10:34'29.591
9	21.901	34.922	30.583	18.890	1'46.296	268,7	10:36'15.887
10	22.667	35.197	30.629	18.935	1'47.428	270,0	10:38'03.315
11	21.728	34.882	30.240	19.464	1'46.314	269,3	10:39'49.629
12	52.403	1'11.164	43.049	2'14.676	5'01.292P	90,5	10:44'50.921
13	49.123	45.395	38.491	22.264	2'35.273P	107,2	10:47'26.194
14	26.017	38.385	33.036	20.568	1'58.006	217,3	10:49'24.200
15	23.818	35.990	31.957	20.055	1'51.820	245,5	10:51'16.020
16	21.776	1'27.749	1'42.411	19.396	3'51.332	268,7	10:55'07.352
17	22.085	34.975	30.420	18.890	1'46.370	262,1	10:56'53.722
18	21.921	34.607	30.013	18.772	1'45.313	268,7	10:58'39.035
19	21.877	34.601	30.632	18.617	1'45.727	268,0	11:00'24.762

18 C. PAPI (1'45.154)

Giro	Seg.1	Seg.2	Seg.3	Seg.4	T. Giro	km/h	Local Time
1							
2	56.541	45.850	39.153	22.690	2'44.234P	113,2	10:19'28.870
3	26.941	39.882	33.430	19.732	1'59.985	211,8	10:21'28.855
4	23.244	36.171	30.917	19.081	1'49.413	243,2	10:23'18.268
5	22.226	35.345	30.218	18.855	1'46.644	262,8	10:25'04.912
6	22.003	37.708	42.082	49.108	2'30.901CP	264,1	10:27'35.813
7	3'31.653	38.916	33.422	22.277	5'06.268P	170,1	10:32'42.081
8	22.314	36.166	33.261	23.693	1'55.434	250,6	10:34'37.515
9	21.909	34.829	30.355	18.714	1'45.807	265,4	10:36'23.322
10	21.899	35.448	32.865	19.117	1'49.329	268,0	10:38'12.651
11	21.757	34.841	29.817	47.437	2'13.852P	266,7	10:40'26.503
12	3'24.709	41.260	34.162	19.569	4'59.700P	173,4	10:45'26.203
13	22.648	35.428	33.365	19.680	1'51.121	252,9	10:47'17.324
14	23.187	35.832	36.327	19.307	1'54.653	260,2	10:49'11.977
15	21.910	34.683	30.313	22.120	1'49.026	264,7	10:51'01.003
16	21.716	38.706	1'16.284	43.191	2'59.897	268,0	10:54'00.900
17	38.325	35.494	34.767	29.338	2'17.924	130,1	10:56'18.824
18	21.653	34.755	29.729	19.063	1'45.200	267,3	10:58'04.024
19	21.767	34.743	29.838	18.806	1'45.154	268,0	10:59'49.178

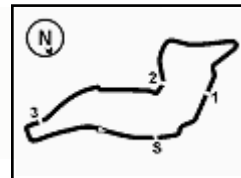
24 F. FANT (1'45.035)

Giro	Seg.1	Seg.2	Seg.3	Seg.4	T. Giro	km/h	Local Time
1					C		
2	4'47.134	41.528	37.468	20.652	6'26.782P	145,4	10:32'14.137
3	24.091	42.847	40.937	22.495	2'10.370	223,6	10:34'24.507
4	22.029	35.127	35.017	18.966	1'51.139	260,9	10:36'15.646
5	23.334	36.960	32.875	18.713	1'51.882	266,7	10:38'07.528
6	21.807	35.041	30.027	29.055	1'55.930	267,3	10:40'03.458
7	54.269	1'07.743	35.791	3'17.885	5'55.688P	80,2	10:45'59.146

19 A. IMPERATO (1'45.819)

Giro	Seg.1	Seg.2	Seg.3	Seg.4	T. Giro	km/h	Local Time
1							





8	40.185	38.292	36.644	19.517	2'14.638P	160,2	10:48'13.784
9	23.204	36.824	32.973	19.667	1'52.668	243,8	10:50'06.452
10	21.842	34.812	34.216	29.856	2'00.726	264,1	10:52'07.178
11	54.324	1'07.965	45.700	24.240	3'12.229	80,2	10:55'19.407
12	21.951	34.908	30.110	18.724	1'45.693	263,4	10:57'05.100
13	21.701	34.669	29.939	18.845	1'45.154	266,7	10:58'50.254
14	21.584	34.609	30.059	18.783	1'45.035	266,7	11:00'35.289

9	57.090	36.483	34.103	26.106	2'33.782	74,1	10:55'57.751
10	21.780	34.366	29.572	18.421	1'44.139	268,0	10:57'41.890
11	21.424	34.171	29.485	22.339	1'47.419	269,3	10:59'29.309

25 D. GREGOR (1'44.744)

Giro	Seg.1	Seg.2	Seg.3	Seg.4	T. Giro	km/h	Local Time
1					C		
2	3'33.127	43.152	37.857	21.476	5'15.612P	120,5	10:32'30.319
3	26.915	39.643	37.503	25.988	2'10.049	205,7	10:34'40.368
4	22.017	35.057	30.218	18.855	1'46.147	264,7	10:36'26.515
5	21.979	35.746	31.816	19.123	1'48.664	266,7	10:38'15.179
6	21.872	34.664	31.292	7'15.941	8'43.769P	268,0	10:46'58.948
7	42.218	40.859	36.040	21.415	2'20.532P	169,3	10:49'19.480
8	25.350	37.645	33.539	24.151	2'00.685	208,9	10:51'20.165
9	21.848	1'25.228	1'42.261	20.595	3'49.932	266,0	10:55'10.097
10	21.983	34.609	29.795	18.865	1'45.252	266,7	10:56'55.349
11	21.605	34.958	29.797	18.733	1'45.093	268,0	10:58'40.442
12	21.533	34.460	29.936	18.815	1'44.744	269,3	11:00'25.186

26 M. KLEIN (1'43.372)

Giro	Seg.1	Seg.2	Seg.3	Seg.4	T. Giro	km/h	Local Time
1							
2	43.583	37.980	31.873	19.643	2'13.079P	175,0	10:33'56.626
3	23.308	36.108	32.135	19.951	1'51.502	259,0	10:35'48.128
4	21.531	34.248	29.533	18.532	1'43.844	265,4	10:37'31.972
5	21.364	34.079	29.341	18.588	1'43.372	266,7	10:39'15.344
6	25.376	1'07.105	1'05.117	4'57.503	7'35.101P	236,8	10:46'50.445
7	39.766	37.498	32.162	19.526	2'08.952P	173,9	10:48'59.397
8	22.891	35.942	31.160	18.922	1'48.915	245,5	10:50'48.312
9	21.307	34.434	1'03.654	41.687	2'41.082	268,0	10:53'29.394
10	53.889	35.942	31.333	23.932	2'25.096	76,2	10:55'54.490
11	21.466	33.954	29.383	18.830	1'43.633	266,0	10:57'38.123
12	21.343	33.966	29.456	18.767	1'43.532	268,0	10:59'21.655

28 F. BRASCHI (1'43.375)

Giro	Seg.1	Seg.2	Seg.3	Seg.4	T. Giro	km/h	Local Time
1							
2	43.689	39.682	33.250	20.221	2'16.842P	160,2	10:34'04.122
3	23.593	36.423	31.410	20.725	1'52.151	244,3	10:35'56.273
4	21.599	34.668	29.599	18.583	1'44.449	267,3	10:37'40.722
5	21.504	34.490	29.389	18.620	1'44.003	270,0	10:39'24.725
6	32.898	1'10.400	1'03.069	4'41.719	7'28.086P	200,7	10:46'52.811
7	40.581	37.717	31.736	19.490	2'09.524P	164,6	10:49'02.335
8	23.172	35.583	32.649	20.427	1'51.831	236,3	10:50'54.166
9	21.489	34.996	1'09.535	40.461	2'46.481	268,7	10:53'40.647
10	49.051	35.564	35.003	30.361	2'29.979	61,9	10:56'10.626
11	21.491	34.511	29.296	18.566	1'43.864	268,7	10:57'54.490
12	21.333	34.074	29.423	18.545	1'43.375	270,0	10:59'37.865

32 G. QUARESMINI (1'44.139)

Giro	Seg.1	Seg.2	Seg.3	Seg.4	T. Giro	km/h	Local Time
1							
2	24.122	36.554	30.798	18.862	1'50.336	229,8	10:36'59.618
3	21.768	34.485	29.706	19.995	1'45.954	268,0	10:38'45.572
4	21.824	35.156	2'05.116	40.043	3'42.139	266,0	10:42'27.711
5	23.251	37.591	35.098	19.141	1'55.081	237,9	10:44'22.792
6	21.853	34.485	29.658	18.655	1'44.651	265,4	10:46'07.443
7	21.804	35.530	31.837	35.942	2'05.113P	266,7	10:48'12.556
8	2'48.444	37.287	1'04.382	41.300	5'11.413P	179,1	10:53'23.969

38 S. IAQUINTA (1'43.599)

Giro	Seg.1	Seg.2	Seg.3	Seg.4	T. Giro	km/h	Local Time
1							
2	41.737	40.167	34.344	20.053	2'16.301P	172,8	10:33'53.413
3	23.459	36.549	31.553	18.866	1'50.427	255,9	10:35'43.840
4	21.572	34.358	29.601	18.696	1'44.227	264,7	10:37'28.067
5	21.575	34.259	29.656	18.572	1'44.062	266,0	10:39'12.129
6	21.598	1'04.875	1'12.931	5'58.418	8'37.822P	266,7	10:47'49.951
7	42.561	40.166	40.452	24.547	2'27.726P	170,9	10:50'17.677
8	27.491	41.480	48.712	38.366	2'36.049	231,3	10:52'53.726
9	1'13.511	47.617	32.386	21.973	2'55.487	59,0	10:55'49.213
10	21.557	34.547	31.103	18.683	1'45.890	266,0	10:57'35.103
11	21.505	34.078	29.482	18.534	1'43.599	266,7	10:59'18.702

40 B. PAQUE (1'43.904)

Giro	Seg.1	Seg.2	Seg.3	Seg.4	T. Giro	km/h	Local Time
1							
2	43.953	38.892	32.481	19.603	2'14.929P	161,7	10:34'01.238
3	23.271	37.616	32.665	19.543	1'53.095	235,3	10:35'54.333
4	21.767	34.828	29.915	18.696	1'45.206	264,7	10:37'39.539
5	21.632	34.387	29.651	18.583	1'44.253	266,7	10:39'23.792
6	31.370	1'07.471	1'04.743	4'43.995	7'27.579P	267,3	10:46'51.371
7	40.471	37.256	31.659	19.385	2'08.771P	164,6	10:49'00.142
8	22.735	35.872	31.647	19.160	1'49.414	244,9	10:50'49.556
9	21.412	34.254	1'03.568	41.393	2'40.627	268,0	10:53'30.183
10	53.552	36.477	33.099	30.564	2'33.692	77,4	10:56'03.875
11	21.513	34.263	29.603	18.525	1'43.904	266,0	10:57'47.779
12	21.413	34.532	29.796	18.913	1'44.654	269,3	10:59'32.433

44 F. OLIVIERI (1'44.986)

Giro	Seg.1	Seg.2	Seg.3	Seg.4	T. Giro	km/h	Local Time
1							
2	51.068	45.198	39.809	22.126	2'38.201P	135,5	10:18'30.683
3	27.903	38.544	32.277	19.413	1'58.137	164,1	10:20'28.820
4	22.946	36.332	30.570	19.153	1'49.001	225,5	10:22'17.821
5	22.452	35.014	30.198	18.958	1'46.622	247,1	10:24'04.443
6	22.142	35.323	29.964	18.848	1'46.277C	262,1	10:25'50.720
7	25.565	45.155	1'01.869	3'11.549	5'24.138P	208,1	10:31'14.858
8	40.413	35.691	30.447	18.853	2'05.404P	151,7	10:33'20.262
9	22.247	35.063	30.114	19.129	1'46.553	261,5	10:35'06.815
10	22.032	34.656	29.875	19.151	1'45.714C	262,1	10:36'52.529
11	22.232	34.768	30.888	18.868	1'46.756	267,3	10:38'39.285
12	21.967	34.697	2'09.804	41.648	3'48.116	268,0	10:42'27.401
13	23.158	35.987	31.011	3'53.741	5'23.897P	250,0	10:47'51.298
14	42.310	39.788	41.144	24.278	2'27.520P	181,5	10:50'18.818
15	28.146	41.760	49.982	38.818	2'38.706	217,7	10:52'57.524
16	1'11.307	46.873	32.041	22.295	2'52.516	60,7	10:55'50.040
17	21.838	34.586	30.573	18.751	1'45.748	262,1	10:57'35.788
18	21.622	34.410	30.031	18.923	1'44.986	267,3	10:59'20.774

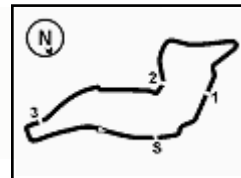
46 N. PUJATTI (1'43.987)

Giro	Seg.1	Seg.2	Seg.3	Seg.4	T. Giro	km/h	Local Time
1							
2	48.820	50.329	42.679	51.318	3'13.146CP	121,8	10:27'41.780
3	3'23.746	40.020	33.375	19.433	4'56.574P	134,3	10:32'38.354
4	22.166	37.268	30.869	20.488	1'50.791	266,0	10:34'29.145
5	21.875	34.851	30.013	18.556	1'45.295C	265,4	10:36'14.440
6	21.778	34.864	29.897	18.563	1'45.102	272,0	10:37'59.542
7	21.614	34.430	30.172	6'08.690	7'34.906P	269,3	10:45'34.448



ACI Racing Weekend Imola, 7-8 Settembre 2024
Porsche Carrera Cup Italia - Analisi Tempi Qualifiche

3.5



Imola Circuit 4.909 m

4 / 5

8	43.225	41.533	38.635	20.545	2'23.938P	132,0	10:47'58.386	3	26.471	39.779	34.609	20.341	2'01.200	194,2	10:21'32.793
9	24.511	37.181	31.126	18.951	1'51.769	231,8	10:49'50.155	4	23.840	38.131	32.312	19.505	1'53.788	231,3	10:23'26.581
10	21.822	34.583	29.839	18.742	1'44.986	267,3	10:51'35.141	5	22.567	35.580	39.445	19.351	1'56.943	252,9	10:25'23.524
11	32.223	1'10.457	1'42.123	24.735	3'49.538	268,7	10:55'24.679	6	22.593	1'01.326	1'06.568	2'37.600	5'08.087P	258,4	10:30'31.611
12	21.680	34.431	29.600	18.684	1'44.395	268,0	10:57'09.074	7	40.011	37.908	33.648	22.456	2'14.023P	175,6	10:32'45.634
13	21.409	34.329	29.497	18.752	1'43.987	269,3	10:58'53.061	8	22.604	35.521	35.176	27.675	2'00.976	260,2	10:34'46.610
14	21.565	34.321	29.653	18.546	1'44.085C	270,0	11:00'37.146	9	22.103	35.378	30.546	19.023	1'47.050	264,7	10:36'33.660

50 F. FENICI (1'46.632)

Giro	Seg.1	Seg.2	Seg.3	Seg.4	T. Giro	km/h	Local Time
1							
2	50.719	48.751	40.602	2'14.828	4'34.900P	121,1	10:21'52.039
3	41.021	39.375	36.456	19.649	2'16.501P	173,6	10:24'08.540
4	23.665	36.859	32.281	3'39.777	5'12.582CP	236,8	10:29'21.122
5	1'47.145	40.815	40.130	22.865	3'30.955P	159,8	10:32'52.077
6	22.728	36.434	31.189	20.841	1'51.192	252,9	10:34'43.269
7	22.350	35.411	30.626	18.838	1'47.225	260,9	10:36'30.494
8	22.494	39.954	32.532	19.066	1'54.046	260,2	10:38'24.540
9	22.457	35.624	48.244	4'00.060	5'46.385P	262,1	10:44'10.925
10	42.855	40.738	36.214	23.467	2'23.274P	150,8	10:46'34.199
11	26.123	37.312	31.971	19.339	1'54.745	229,3	10:48'28.944
12	22.566	37.048	32.547	20.625	1'52.786	260,9	10:50'21.730
13	22.462	35.316	32.391	43.549	2'13.718	262,1	10:52'35.448
14	54.558	59.624	34.904	26.075	2'55.161	80,2	10:55'30.609
15	22.438	36.254	30.689	19.042	1'48.423	257,8	10:57'19.032
16	22.049	35.119	30.798	18.796	1'46.762	264,7	10:59'05.794
17	21.981	35.203	30.695	18.753	1'46.632	265,4	11:00'52.426

55 I. INTRONA (1'46.432)

Giro	Seg.1	Seg.2	Seg.3	Seg.4	T. Giro	km/h	Local Time
1							
2	46.635	41.986	37.081	21.484	2'27.186P	136,2	10:18'35.626
3	25.566	39.777	33.267	19.900	1'58.510	224,5	10:20'34.136
4	23.374	36.864	31.197	19.189	1'50.624	248,8	10:22'24.760
5	22.604	37.948	31.177	19.076	1'50.805	264,7	10:24'15.565
6	22.275	35.292	3'46.481	2'57.108	7'41.156P	265,4	10:31'56.721
7	39.349	37.144	33.121	19.672	2'09.286P	176,8	10:34'06.007
8	23.206	38.796	35.536	19.602	1'57.140	252,3	10:36'03.147
9	22.995	35.464	30.396	19.544	1'48.399	262,8	10:37'51.546
10	22.121	36.111	33.163	3'16.335	4'47.730P	264,1	10:42'39.276
11	40.350	38.626	33.366	19.767	2'12.109P	172,0	10:44'51.385
12	23.253	36.026	30.912	19.169	1'49.360	243,8	10:46'40.745
13	23.169	35.566	31.106	19.154	1'48.995	215,6	10:48'29.740
14	21.970	35.204	30.310	18.948	1'46.432	266,7	10:50'16.172
15	21.938	34.963	3'51.569	2'09.579	6'58.049P	265,4	10:57'14.221
16	39.426	36.168	34.321	19.129	2'09.044P	148,6	10:59'23.265

51 P. GNEMMI (1'45.780)

Giro	Seg.1	Seg.2	Seg.3	Seg.4	T. Giro	km/h	Local Time
1							
2	2'43.706	38.448	33.838	19.622	4'15.614P	179,4	10:33'18.682
3	22.992	37.737	35.790	19.576	1'56.095	251,7	10:35'14.777
4	22.185	35.358	30.260	18.725	1'46.528	266,7	10:37'01.305
5	21.701	35.006	30.382	18.736	1'45.825	268,7	10:38'47.130
6	3'25.333	49.936	40.210	46.462	5'41.941P	269,3	10:44'29.071
7	3'23.031	40.786	36.898	19.651	5'00.366P	171,2	10:49'29.437
8	26.406	37.509	32.355	19.412	1'55.682	248,8	10:51'25.119
9	23.187	1'22.865	1'46.580	24.042	3'56.674	267,3	10:55'21.793
10	22.630	35.731	32.512	18.954	1'49.827	262,8	10:57'11.620
11	21.967	35.389	30.306	18.701	1'46.363	268,0	10:58'57.983
12	21.845	34.957	30.170	18.808	1'45.780	268,7	11:00'43.763

56 C. BRUSA (1'44.869)

Giro	Seg.1	Seg.2	Seg.3	Seg.4	T. Giro	km/h	Local Time
1							
2	45.830	43.780	35.801	21.902	2'27.313P	157,0	10:18'00.369
3	26.328	39.601	32.496	21.518	1'59.943	211,8	10:20'00.312
4	22.831	37.668	32.862	21.642	1'55.003	266,0	10:21'55.315
5	22.112	35.087	30.585	19.020	1'46.804	266,7	10:23'42.119
6	21.918	34.803	29.983	18.774	1'45.478	266,7	10:25'27.597
7	22.002	58.437	1'06.725	2'55.277	5'22.441P	266,7	10:30'50.038
8	37.983	36.196	30.691	19.472	2'04.342P	183,4	10:32'54.380
9	22.220	35.130	41.158	26.627	2'05.135	266,7	10:34'59.515
10	22.052	35.040	30.102	18.684	1'45.878	266,7	10:36'45.393
11	24.235	38.017	34.291	5'18.586	6'55.129P	268,0	10:43'40.522
12	41.662	39.646	34.273	20.513	2'16.094P	176,5	10:45'56.616
13	24.100	37.277	30.528	19.038	1'50.943	225,0	10:47'47.559
14	21.890	34.607	29.940	18.572	1'45.009	265,4	10:49'32.568
15	21.872	34.593	29.708	18.696	1'44.869	268,7	10:51'17.437

52 A. DE AMICIS (1'45.723)

Giro	Seg.1	Seg.2	Seg.3	Seg.4	T. Giro	km/h	Local Time
1							
2	25.067	40.519	36.055	24.949	2'06.590	220,0	10:34'32.733
3	22.754	35.887	31.943	18.996	1'49.580	240,0	10:36'22.313
4	22.133	35.380	30.603	18.727	1'46.843	266,0	10:38'09.156
5	22.008	35.089	30.414	46.910	2'14.421P	268,0	10:40'23.577
6	3'10.506	39.057	34.658	19.715	4'43.936P	109,3	10:45'07.513
7	23.810	35.937	31.401	19.121	1'50.269	236,3	10:46'57.782
8	22.143	35.610	30.511	18.867	1'47.131	263,4	10:48'44.913
9	22.004	34.959	30.177	18.815	1'45.955	259,6	10:50'30.868
10	21.939	35.000	43.592	38.040	2'18.571	268,7	10:52'49.439
11	59.193	51.247	32.875	30.278	2'53.593	77,6	10:55'43.032
12	21.969	34.843	30.096	18.815	1'45.723	263,4	10:57'28.755
13	22.198	34.599	30.384	18.745	1'45.926	267,3	10:59'14.681

67 A. DE GIACOMI (1'45.702)

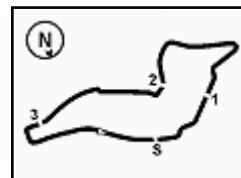
Giro	Seg.1	Seg.2	Seg.3	Seg.4	T. Giro	km/h	Local Time
1							
2	24.614	40.587	38.415	25.972	2'09.588	229,3	10:34'53.480
3	22.429	35.508	30.713	18.858	1'47.508	263,4	10:36'40.988
4	22.174	35.471	30.264	19.021	1'46.930	266,7	10:38'27.918
5	21.867	35.155	48.828	39.936	2'25.786	267,3	10:40'53.704
6	1'00.647	47.748	31.892	19.931	2'40.218	70,2	10:43'33.922
7	21.994	34.957	29.915	18.836	1'45.702	264,7	10:45'19.624
8	22.236	37.285	31.393	38.476	2'09.390P	266,7	10:47'29.014

54 S. STEFANELLI (1'46.564)

Giro	Seg.1	Seg.2	Seg.3	Seg.4	T. Giro	km/h	Local Time
1							
2	48.659	46.305	39.468	22.866	2'37.298P	122,0	10:19'31.593

07/09/2024 P = Box In/Out - C = Tempo Invalidato



PORSCHE**CARRERA CUP
ITALIA****ACI Racing Weekend Imola, 7-8 Settembre 2024
Porsche Carrera Cup Italia - Analisi Tempi Qualifiche****3.5**

Imola Circuit 4.909 m

5 / 5

9	3'32.936	38.218	1'04.187	41.827	5'57.168P	180,6	10:53'26.182
10	55.798	36.724	33.409	26.968	2'32.899	78,6	10:55'59.081
11	22.210	35.018	30.373	18.912	1'46.513	266,7	10:57'45.594
12	22.288	35.176	30.080	19.087	1'46.631	268,0	10:59'32.225

70 G. GIORGI (1'45.473)

Giro	Seg.1	Seg.2	Seg.3	Seg.4	T. Giro	km/h	Local Time
1							
2	46.543	47.137	39.794	21.862	2'35.336P	157,2	10:24'39.890
3	27.903	45.523	46.949	48.387	2'48.762CP	177,6	10:27'28.652
4	3'23.741	36.916	33.082	19.427	4'53.166P	157,9	10:32'21.818
5	22.321	35.630	30.796	19.044	1'47.791	261,5	10:34'09.609
6	21.949	35.452	30.507	19.253	1'47.161	266,0	10:35'56.770
7	21.984	34.898	30.504	18.810	1'46.196	257,1	10:37'42.966
8	21.856	34.655	30.436	18.929	1'45.876	267,3	10:39'28.842
9	32.824	1'07.403	1'03.328	4'15.534	6'59.089P	225,9	10:46'27.931
10	47.206	46.490	42.558	21.674	2'37.928P	124,4	10:49'05.859
11	23.826	40.023	32.506	19.720	1'56.075	217,3	10:51'01.934
12	22.184	41.951	1'20.917	39.903	3'04.955	251,7	10:54'06.889
13	36.378	42.941	34.209	23.637	2'17.165	154,7	10:56'24.054
14	21.998	34.726	31.116	24.422	1'52.262	264,7	10:58'16.316
15	21.916	34.633	30.266	18.658	1'45.473	266,7	11:00'01.789

99 H. CHIRIGUT (1'47.466)

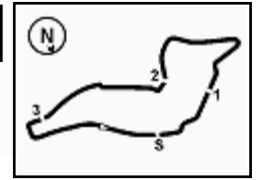
Giro	Seg.1	Seg.2	Seg.3	Seg.4	T. Giro	km/h	Local Time
1							
2	28.282	43.987	40.527	22.406	2'15.202	203,0	10:19'53.591
3	28.808	40.151	34.622	21.955	2'05.536	203,4	10:21'59.127
4	23.356	36.716	32.234	19.614	1'51.920	242,2	10:23'51.047
5	22.709	35.939	32.865	19.440	1'50.953	262,1	10:25'42.000
6	29.024	49.429	1'01.829	2'25.888	4'46.170P	217,3	10:30'28.170
7	43.082	38.896	33.939	23.166	2'19.083P	181,2	10:32'47.253
8	22.507	36.284	33.713	28.649	2'01.153	250,6	10:34'48.406
9	22.704	35.659	31.487	18.980	1'48.830	254,7	10:36'37.236
10	22.624	35.524	31.586	18.974	1'48.708	266,0	10:38'25.944
11	22.617	35.812	50.057	2'32.897	4'21.383P	261,5	10:42'47.327
12	43.806	41.659	35.976	20.197	2'21.638P	146,9	10:45'08.965
13	23.954	36.600	31.927	19.613	1'52.094	206,5	10:47'01.059
14	22.425	36.046	31.740	19.152	1'49.363	265,4	10:48'50.422
15	23.031	36.210	32.203	19.588	1'51.032	267,3	10:50'41.454
16	22.723	36.661	1'05.293	41.869	2'46.546	250,0	10:53'28.000
17	56.611	37.866	38.320	40.509	2'53.306	71,9	10:56'21.306
18	22.805	35.377	31.277	18.819	1'48.278	243,8	10:58'09.584
19	22.585	35.232	30.645	19.004	1'47.466	250,6	10:59'57.050

07/09/2024

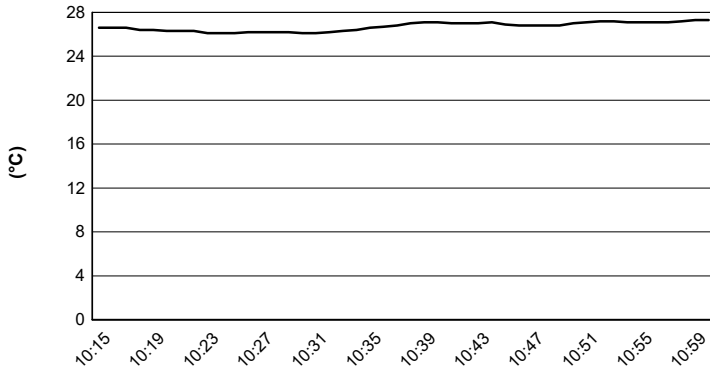
P = Box In/Out - C = Tempo Invalidato

Powered by FICr PERUGIA TIMING

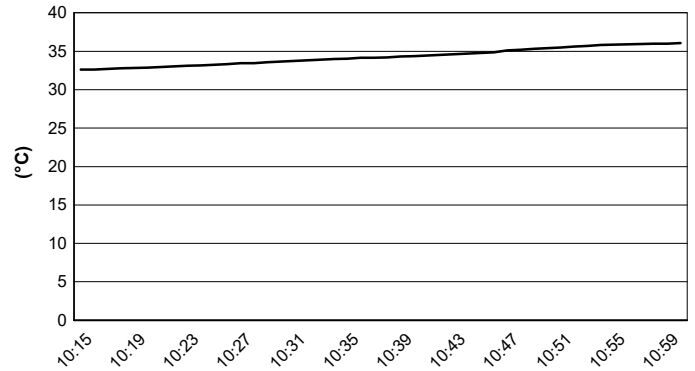




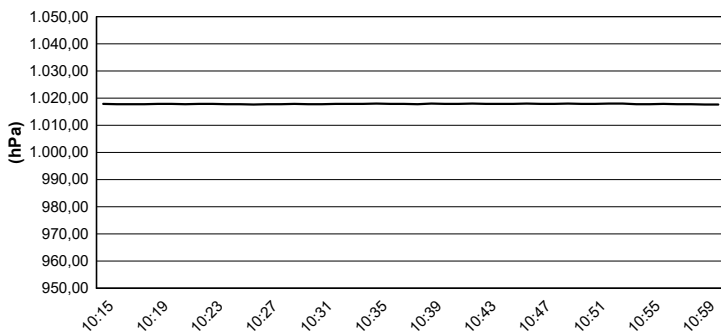
Air Temperature



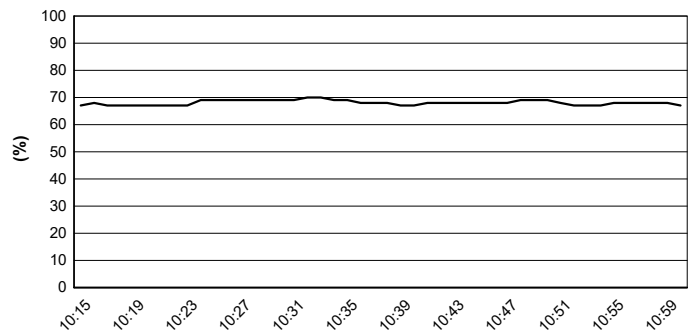
Track Temperature



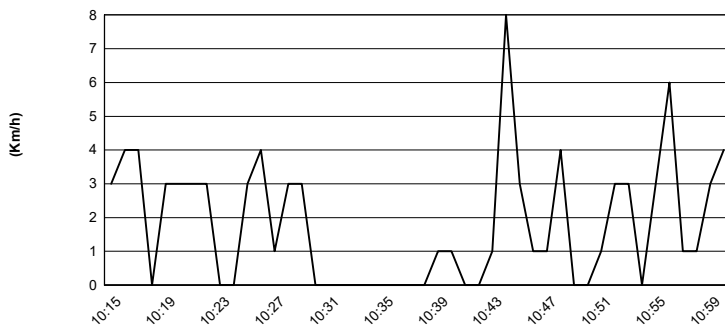
Air Pressure



Humidity



Wind Speed



Wind Direction

