

**ACI Racing Weekend Vallelunga, 21-22 Settembre 2024**

**Porsche Carrera Cup Italia - Classifica Prove Libere**

Vallelunga 4.085 m

1 / 2

Num.	Conduttore	Naz	Concorrente	Team	Auto	Classe	Tempo	Dist.	Rel.	Giri
1	<b>26 KLEIN</b> Marvin	FRA	Target Competition	Target Competition	Porsche 911 GT3 CUP 992		<b>1'34.229</b>			22
2	<b>28 BRASCHI</b> Francesco	ITA	Dinamic Motorsport	Dinamic Motorsport	Porsche 911 GT3 CUP 992	R	<b>1'34.357</b>	0.128	0.128	18
3	<b>12 ZENDELI</b> Lirim	DEU	Ombra Racing	Ombra Racing	Porsche 911 GT3 CUP 992	R	<b>1'34.397</b>	0.168	0.040	26
4	<b>40 STIAK</b> Janne	DEU	Target Competition	Target Competition	Porsche 911 GT3 CUP 992		<b>1'34.505</b>	0.276	0.108	26
5	<b>11 GRAY</b> Oliver	GBR	Ombra Racing	Ombra Racing	Porsche 911 GT3 CUP 992	R	<b>1'34.581</b>	0.352	0.076	28
6	<b>21 BERTONELLI</b> Diego	ITA	The Driving Experiences	The Driving Experiences	Porsche 911 GT3 CUP 992		<b>1'34.749</b>	0.520	0.168	21
7	<b>8 MASTERS</b> Keagan	ZAF	Ombra Racing	Team Q8 Hi-Perform	Porsche 911 GT3 CUP 992		<b>1'34.774</b>	0.545	0.025	24
8	<b>38 IAQUINTA</b> Simone	ITA	Prima Ghinzani Motorsport	Prima Ghinzani Motorsport	Porsche 911 GT3 CUP 992		<b>1'34.851</b>	0.622	0.077	27
9	<b>44 OLIVIERI</b> Flavio	ITA	Raptor Engineering	Raptor Engineering	Porsche 911 GT3 CUP 992	R	<b>1'35.177</b>	0.948	0.326	24
10	<b>3 CERQUI</b> Alberto	ITA	BeDriver	BeDriver	Porsche 911 GT3 CUP 992		<b>1'35.184</b>	0.955	0.007	23
11	<b>7 HALL</b> Bayley	AUS	BeDriver	BeDriver	Porsche 911 GT3 CUP 992		<b>1'35.204</b>	0.975	0.020	27
12	<b>10 ARMANNI</b> Pietro	ITA	Prima Ghinzani Motorsport	Prima Ghinzani Motorsport	Porsche 911 GT3 CUP 992		<b>1'35.225</b>	0.996	0.021	23
13	<b>15 FESTANTE</b> Aldo	ITA	Dinamic Motorsport	Dinamic Motorsport	Porsche 911 GT3 CUP 992		<b>1'35.234</b>	1.005	0.009	22
14	<b>32 QUARESMINI</b> Gianmarco	ITA	Tsunami RT	Tsunami RT	Porsche 911 GT3 CUP 992		<b>1'35.259</b>	1.030	0.025	24
15	<b>1 TEN VOORDE</b> Larry	NLD	Enrico Fulgenzi Racing	Enrico Fulgenzi Racing	Porsche 911 GT3 CUP 992		<b>1'35.488</b>	1.259	0.229	21
16	<b>17 SCHURING</b> Flynt	NLD	Enrico Fulgenzi Racing	Enrico Fulgenzi Racing	Porsche 911 GT3 CUP 992		<b>1'35.588</b>	1.359	0.100	21
17	<b>56 BRUSA</b> Cesare	ITA	Prima Ghinzani Motorsport	Prima Ghinzani Motorsport	Porsche 911 GT3 CUP 992	MC	<b>1'35.666</b>	1.437	0.078	24
18	<b>46 PUJATTI</b> Nicholas	ITA	Scuderia Villorba Corse	Scuderia Villorba Corse	Porsche 911 GT3 CUP 992	R	<b>1'35.856</b>	1.627	0.190	28
19	<b>24 FANT</b> Filippo	ITA	Team Malucelli	Team Malucelli	Porsche 911 GT3 CUP 992	R	<b>1'35.887</b>	1.658	0.031	26
20	<b>14 GIACON</b> Steven	ITA	Scuderia Villorba Corse	Scuderia Villorba Corse	Porsche 911 GT3 CUP 992	R	<b>1'36.026</b>	1.797	0.139	28
21	<b>25 GREGOR</b> Daniel	DEU	The Driving Experiences	The Driving Experiences	Porsche 911 GT3 CUP 992	R	<b>1'36.053</b>	1.824	0.027	25
22	<b>33 FELBERMAYR</b> Horst Felix	AUT	The Driving Experiences	The Driving Experiences	Porsche 911 GT3 CUP 992		<b>1'36.086</b>	1.857	0.033	24
23	<b>51 GNEMMI</b> Paolo	ITA	Ebimotors	Ebimotors	Porsche 911 GT3 CUP 992	MC	<b>1'36.095</b>	1.866	0.009	25
24	<b>52 DE AMICIS</b> Alberto	ITA	Ebimotors	Ebimotors	Porsche 911 GT3 CUP 992	MC	<b>1'36.100</b>	1.871	0.005	27
25	<b>50 FENICI</b> Francesco Maria	ITA	Raptor Engineering	Raptor Engineering	Porsche 911 GT3 CUP 992	MC	<b>1'36.192</b>	1.963	0.092	28
26	<b>54 STEFANELLI</b> Stefano	ITA	Team Malucelli	Team Malucelli	Porsche 911 GT3 CUP 992	MC	<b>1'36.571</b>	2.342	0.379	24
27	<b>67 DE GIACOMI</b> Alex	ITA	Tsunami RT	Tsunami RT	Porsche 911 GT3 CUP 992	MC	<b>1'36.685</b>	2.456	0.114	27
28	<b>19 IMPERATO</b> Anthony	USA	Ombra Racing	Ombra Racing	Porsche 911 GT3 CUP 992		<b>1'36.699</b>	2.470	0.014	24
29	<b>60 GALASSI</b> Marco	SMR	Team Malucelli	Team Malucelli	Porsche 911 GT3 CUP 992	MC	<b>1'37.563</b>	3.334	0.864	15
30	<b>99 CHIRIGUT</b> Horia-Traian	ROU	Scuderia Villorba Corse	Scuderia Villorba Corse	Porsche 911 GT3 CUP 992	MC	<b>1'39.994</b>	5.765	2.431	28

Umidità	57%	Aria	23°C
Condizioni	DRY	Pista	42°C

Direttore di Gara : Gianfranco Bonifacio

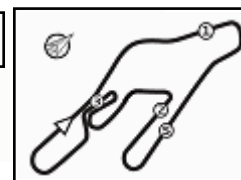
Direttore di Prova : Massimiliano Ghinassi

20/09/2024 Inizio 15:00 Fine 16:01

Esposta alle: .....

Powered by FICr PERUGIA TIMING





**ACI Racing Weekend Vallelunga, 21-22 Settembre 2024**

**Porsche Carrera Cup Italia - Classifica Prove Libere**

**Penalty and Infringement**

15.05	15	A. FESTANTE	#15 Time Deleted (1'41.733) - Exceeded Track Limits T7
15.09			FCY
15.13			Fine FCY - Green Flag
15.17	15	A. FESTANTE	#15 Time Deleted (1'36.733) - Exceeded Track Limits T13
15.17	7	B. HALL	#7 Time Deleted (1'36.408) - Exceeded Track Limits T7
15.18	33	H. FELBERMAYR	#33 Time Deleted (1'37.857) - Exceeded Track Limits T13
15.18	32	G. QUARESMINI	#32 Time Deleted (1'35.480) - Exceeded Track Limits T7
15.19	56	C. BRUSA	#56 Time Deleted (1'37.732) - Exceeded Track Limits T7
15.22	50	F. FENICI	#50 Time Deleted (1'37.014) - Exceeded Track Limits T7
15.34	52	A. DE AMICIS	#52 Time Deleted (1'38.491) - Exceeded Track Limits T7
15.39	14	S. GIACON	#14 Time Deleted (1'36.263) - Exceeded Track Limits T7
15.43	12	L. ZENDELI	#12 Time Deleted (1'35.646) - Exceeded Track Limits T13
15.46	12	L. ZENDELI	#12 Time Deleted (2'50.098) - Exceeded Track Limits T7
15.48	14	S. GIACON	#14 Time Deleted (1'36.725) - Exceeded Track Limits T7
15.50	1	L. TEN VOORDE	#1 Time Deleted (1'35.495) - Exceeded Track Limits T7
15.52			FCY
15.52	40	J. STIAK	#40 Time Deleted (2'02.289) - Exceeded Track Limits T7
15.54			Fine FCY - Green Flag
15.55	10	P. ARMANNI	#10 Time Deleted (2'32.385) - Exceeded Track Limits T13
15.57	51	P. GNEMMI	#51 Time Deleted (1'37.816) - Exceeded Track Limits T7
15.58	7	B. HALL	#7 Time Deleted (1'35.578) - Exceeded Track Limits T13
15.58	32	G. QUARESMINI	#32 Time Deleted (1'35.628) - Exceeded Track Limits T7

**Fastest Laps Sequence**

Num.	Concorrente	Naz	Team	Auto	Local Time	Tempo	Dist.	Media
50	F. FENICI	ITA	Raptor Engineering	Porsche 911 GT3 CUP 992	15:04'26.091	<b>1'51.430</b>		131,975
44	F. OLIVIERI	ITA	Raptor Engineering	Porsche 911 GT3 CUP 992	15:04'29.141	<b>1'49.548</b>	-1.882	134,243
46	N. PUJATTI	ITA	Scuderia Villorba Corse	Porsche 911 GT3 CUP 992	15:04'30.652	<b>1'48.489</b>	-1.059	135,553
14	S. GIACON	ITA	Scuderia Villorba Corse	Porsche 911 GT3 CUP 992	15:04'34.676	<b>1'48.094</b>	-0.395	136,048
52	A. DE AMICIS	ITA	Ebimotors	Porsche 911 GT3 CUP 992	15:04'36.503	<b>1'46.700</b>	-1.394	137,826
25	D. GREGOR	DEU	The Driving Experiences	Porsche 911 GT3 CUP 992	15:04'38.324	<b>1'43.829</b>	-2.871	141,637
33	H. FELBERMAYR	AUT	The Driving Experiences	Porsche 911 GT3 CUP 992	15:05'01.455	<b>1'41.122</b>	-2.707	145,428
40	J. STIAK	DEU	Target Competition	Porsche 911 GT3 CUP 992	15:06'00.099	<b>1'40.047</b>	-1.075	146,991
26	M. KLEIN	FRA	Target Competition	Porsche 911 GT3 CUP 992	15:06'06.697	<b>1'38.178</b>	-1.869	149,789
3	A. CERQUI	ITA	BeDriver	Porsche 911 GT3 CUP 992	15:06'47.722	<b>1'37.642</b>	-0.536	150,611
8	K. MASTERS	ZAF	Team Q8 Hi-Perform	Porsche 911 GT3 CUP 992	15:06'59.936	<b>1'36.561</b>	-1.081	152,298
32	G. QUARESMINI	ITA	Tsunami RT	Porsche 911 GT3 CUP 992	15:07'00.767	<b>1'36.445</b>	-0.116	152,481
7	B. HALL	AUS	BeDriver	Porsche 911 GT3 CUP 992	15:07'10.380	<b>1'36.360</b>	-0.085	152,615
28	F. BRASCHI	ITA	Dinamic Motorsport	Porsche 911 GT3 CUP 992	15:07'14.370	<b>1'36.352</b>	-0.008	152,628
26	M. KLEIN	FRA	Target Competition	Porsche 911 GT3 CUP 992	15:07'42.434	<b>1'35.737</b>	-0.615	153,608
26	M. KLEIN	FRA	Target Competition	Porsche 911 GT3 CUP 992	15:09'17.866	<b>1'35.432</b>	-0.305	154,099
28	F. BRASCHI	ITA	Dinamic Motorsport	Porsche 911 GT3 CUP 992	15:19'34.400	<b>1'35.011</b>	-0.421	154,782
26	M. KLEIN	FRA	Target Competition	Porsche 911 GT3 CUP 992	15:21'21.544	<b>1'34.936</b>	-0.075	154,904
21	D. BERTONELLI	ITA	The Driving Experiences	Porsche 911 GT3 CUP 992	15:41'37.802	<b>1'34.758</b>	-0.178	155,195
21	D. BERTONELLI	ITA	The Driving Experiences	Porsche 911 GT3 CUP 992	15:43'12.551	<b>1'34.749</b>	-0.009	155,210
40	J. STIAK	DEU	Target Competition	Porsche 911 GT3 CUP 992	15:44'02.629	<b>1'34.505</b>	-0.244	155,611
28	F. BRASCHI	ITA	Dinamic Motorsport	Porsche 911 GT3 CUP 992	15:47'45.814	<b>1'34.357</b>	-0.148	155,855
26	M. KLEIN	FRA	Target Competition	Porsche 911 GT3 CUP 992	16:00'11.791	<b>1'34.229</b>	-0.128	156,067

Direttore di Gara : Gianfranco Bonifacio

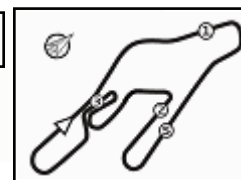
Direttore di Prova : Massimiliano Ghinassi

20/09/2024 Inizio 15:00 Fine 16:01

Esposta alle: .....

Powered by FICr PERUGIA TIMING





**ACI Racing Weekend Vallelunga, 21-22 Settembre 2024**  
**Porsche Carrera Cup Italia - Classifica di Classe Prove Libere**

**Michelin Cup**

Num. Conduttore	Naz	Concorrente	Team	Auto	Tempo	Dist.	Rel.	Giri		
1	56	BRUSA Cesare	ITA	Prima Ghinzani Motorsport	Prima Ghinzani Motorsport	Porsche 911 GT3 CUP 992	<b>1'35.666</b>		24	
2	51	GNEMMI Paolo	ITA	Ebimotors	Ebimotors	Porsche 911 GT3 CUP 992	<b>1'36.095</b>	0.429	0.429	25
3	52	DE AMICIS Alberto	ITA	Ebimotors	Ebimotors	Porsche 911 GT3 CUP 992	<b>1'36.100</b>	0.434	0.005	27
4	50	FENICI Francesco Maria	ITA	Raptor Engineering	Raptor Engineering	Porsche 911 GT3 CUP 992	<b>1'36.192</b>	0.526	0.092	28
5	54	STEFANELLI Stefano	ITA	Team Malucelli	Team Malucelli	Porsche 911 GT3 CUP 992	<b>1'36.571</b>	0.905	0.379	24
6	67	DE GIACOMI Alex	ITA	Tsunami RT	Tsunami RT	Porsche 911 GT3 CUP 992	<b>1'36.685</b>	1.019	0.114	27
7	60	GALASSI Marco	SMR	Team Malucelli	Team Malucelli	Porsche 911 GT3 CUP 992	<b>1'37.563</b>	1.897	0.878	15
8	99	CHIRIGUT Horia-Traian	ROU	Scuderia Villorba Corse	Scuderia Villorba Corse	Porsche 911 GT3 CUP 992	<b>1'39.994</b>	4.328	2.431	28

**Rookie**

Num. Conduttore	Naz	Concorrente	Team	Auto	Tempo	Dist.	Rel.	Giri		
1	28	BRASCHI Francesco	ITA	Dinamic Motorsport	Dinamic Motorsport	Porsche 911 GT3 CUP 992	<b>1'34.357</b>		18	
2	12	ZENDELI Lirim	DEU	Ombra Racing	Ombra Racing	Porsche 911 GT3 CUP 992	<b>1'34.397</b>		0.040	26
3	11	GRAY Oliver	GBR	Ombra Racing	Ombra Racing	Porsche 911 GT3 CUP 992	<b>1'34.581</b>		0.184	28
4	44	OLIVIERI Flavio	ITA	Raptor Engineering	Raptor Engineering	Porsche 911 GT3 CUP 992	<b>1'35.177</b>		0.596	24
5	46	PUJATTI Nicholas	ITA	Scuderia Villorba Corse	Scuderia Villorba Corse	Porsche 911 GT3 CUP 992	<b>1'35.856</b>	0.190	0.679	28
6	24	FANT Filippo	ITA	Team Malucelli	Team Malucelli	Porsche 911 GT3 CUP 992	<b>1'35.887</b>	0.221	0.031	26
7	14	GIACON Steven	ITA	Scuderia Villorba Corse	Scuderia Villorba Corse	Porsche 911 GT3 CUP 992	<b>1'36.026</b>	0.360	0.139	28
8	25	GREGOR Daniel	DEU	The Driving Experiences	The Driving Experiences	Porsche 911 GT3 CUP 992	<b>1'36.053</b>	0.387	0.027	25

Umidità	57%	Aria	23°C
Condizioni	DRY	Pista	42°C

Direttore di Gara : Gianfranco Bonifacio

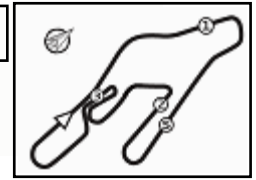
Direttore di Prova : Massimiliano Ghinassi

20/09/2024 Inizio 15:00 Fine 16:01

Esposta alle: .....

Powered by FICr PERUGIA TIMING





**MIGLIOR GIRO**

1	26 KLEIN Marvin	Porsche 911 GT3 CUP 992	1'34.229
2	28 BRASCHI Francesco	Porsche 911 GT3 CUP 992	1'34.357
3	12 ZENDELI Lirim	Porsche 911 GT3 CUP 992	1'34.397
4	40 STIAK Janne	Porsche 911 GT3 CUP 992	1'34.505
5	11 GRAY Oliver	Porsche 911 GT3 CUP 992	1'34.581
6	21 BERTONELLI Diego	Porsche 911 GT3 CUP 992	1'34.749
7	8 MASTERS Keagan	Porsche 911 GT3 CUP 992	1'34.774
8	38 IAQUINTA Simone	Porsche 911 GT3 CUP 992	1'34.851
9	44 OLIVIERI Flavio	Porsche 911 GT3 CUP 992	1'35.177
10	3 CERQUI Alberto	Porsche 911 GT3 CUP 992	1'35.184
11	7 HALL Bayley	Porsche 911 GT3 CUP 992	1'35.204
12	10 ARMANNI Pietro	Porsche 911 GT3 CUP 992	1'35.225
13	15 FESTANTE Aldo	Porsche 911 GT3 CUP 992	1'35.234
14	32 QUARESMINI Gianmarco	Porsche 911 GT3 CUP 992	1'35.259
15	1 TEN VOORDE Larry	Porsche 911 GT3 CUP 992	1'35.488
16	17 SCHURING Flynt	Porsche 911 GT3 CUP 992	1'35.588
17	56 BRUSA Cesare	Porsche 911 GT3 CUP 992	1'35.666
18	46 PUJATTI Nicholas	Porsche 911 GT3 CUP 992	1'35.856
19	24 FANT Filippo	Porsche 911 GT3 CUP 992	1'35.887
20	14 GIACON Steven	Porsche 911 GT3 CUP 992	1'36.026
21	25 GREGOR Daniel	Porsche 911 GT3 CUP 992	1'36.053
22	33 FELBERMAYR Horst Felix	Porsche 911 GT3 CUP 992	1'36.086
23	51 GNEMMI Paolo	Porsche 911 GT3 CUP 992	1'36.095
24	52 DE AMICIS Alberto	Porsche 911 GT3 CUP 992	1'36.100
25	50 FENICI Francesco Maria	Porsche 911 GT3 CUP 992	1'36.192
26	54 STEFANELLI Stefano	Porsche 911 GT3 CUP 992	1'36.571
27	67 DE GIACOMI Alex	Porsche 911 GT3 CUP 992	1'36.685
28	19 IMPERATO Anthony	Porsche 911 GT3 CUP 992	1'36.699
29	60 GALASSI Marco	Porsche 911 GT3 CUP 992	1'37.563
30	99 CHIRIGUT Horia-Traian	Porsche 911 GT3 CUP 992	1'39.994

**SPEED**

1	40 STIAK Janne	Porsche 911 GT3 CUP 992	235,8
2	12 ZENDELI Lirim	Porsche 911 GT3 CUP 992	235,3
3	11 GRAY Oliver	Porsche 911 GT3 CUP 992	235,3
4	52 DE AMICIS Alberto	Porsche 911 GT3 CUP 992	235,3
5	8 MASTERS Keagan	Porsche 911 GT3 CUP 992	234,8
6	17 SCHURING Flynt	Porsche 911 GT3 CUP 992	234,8
7	1 TEN VOORDE Larry	Porsche 911 GT3 CUP 992	234,8
8	21 BERTONELLI Diego	Porsche 911 GT3 CUP 992	234,8
9	15 FESTANTE Aldo	Porsche 911 GT3 CUP 992	234,8
10	7 HALL Bayley	Porsche 911 GT3 CUP 992	234,8
11	38 IAQUINTA Simone	Porsche 911 GT3 CUP 992	234,8
12	46 PUJATTI Nicholas	Porsche 911 GT3 CUP 992	234,8
13	51 GNEMMI Paolo	Porsche 911 GT3 CUP 992	234,8
14	32 QUARESMINI Gianmarco	Porsche 911 GT3 CUP 992	234,3
15	14 GIACON Steven	Porsche 911 GT3 CUP 992	234,3
16	26 KLEIN Marvin	Porsche 911 GT3 CUP 992	234,3
17	3 CERQUI Alberto	Porsche 911 GT3 CUP 992	234,3
18	10 ARMANNI Pietro	Porsche 911 GT3 CUP 992	234,3
19	28 BRASCHI Francesco	Porsche 911 GT3 CUP 992	233,8
20	24 FANT Filippo	Porsche 911 GT3 CUP 992	233,8
21	33 FELBERMAYR Horst Felix	Porsche 911 GT3 CUP 992	233,3
22	25 GREGOR Daniel	Porsche 911 GT3 CUP 992	233,3
23	56 BRUSA Cesare	Porsche 911 GT3 CUP 992	233,3
24	44 OLIVIERI Flavio	Porsche 911 GT3 CUP 992	233,3
25	67 DE GIACOMI Alex	Porsche 911 GT3 CUP 992	233,3
26	60 GALASSI Marco	Porsche 911 GT3 CUP 992	232,8
27	54 STEFANELLI Stefano	Porsche 911 GT3 CUP 992	232,8
28	19 IMPERATO Anthony	Porsche 911 GT3 CUP 992	232,8
29	50 FENICI Francesco Maria	Porsche 911 GT3 CUP 992	232,3
30	99 CHIRIGUT Horia-Traian	Porsche 911 GT3 CUP 992	231,8

**SEG. 1**

1	28 BRASCHI Francesco	12.366
2	1 TEN VOORDE Larry	12.367
3	26 KLEIN Marvin	12.405
4	17 SCHURING Flynt	12.414
5	40 STIAK Janne	12.420
6	7 HALL Bayley	12.435
7	12 ZENDELI Lirim	12.436
8	21 BERTONELLI Diego	12.454
9	38 IAQUINTA Simone	12.464
10	15 FESTANTE Aldo	12.473
11	10 ARMANNI Pietro	12.477
12	8 MASTERS Keagan	12.478
13	11 GRAY Oliver	12.489
14	46 PUJATTI Nicholas	12.515
15	44 OLIVIERI Flavio	12.542
16	25 GREGOR Daniel	12.551
17	33 FELBERMAYR Horst Feli	12.565
18	54 STEFANELLI Stefano	12.614
19	3 CERQUI Alberto	12.618
20	32 QUARESMINI Gianmarco	12.647
21	56 BRUSA Cesare	12.665
22	51 GNEMMI Paolo	12.675
23	52 DE AMICIS Alberto	12.692
24	50 FENICI Francesco Maria	12.704
25	14 GIACON Steven	12.731
26	19 IMPERATO Anthony	12.786
27	67 DE GIACOMI Alex	12.789
28	24 FANT Filippo	12.831
29	60 GALASSI Marco	13.003
30	99 CHIRIGUT Horia-Traian	13.057

**SEG. 2**

1	26 KLEIN Marvin	32.758
2	28 BRASCHI Francesco	32.783
3	11 GRAY Oliver	32.805
4	21 BERTONELLI Diego	32.845
5	12 ZENDELI Lirim	32.885
6	38 IAQUINTA Simone	32.894
7	40 STIAK Janne	32.906
8	8 MASTERS Keagan	32.985
9	3 CERQUI Alberto	33.010
10	44 OLIVIERI Flavio	33.025
11	1 TEN VOORDE Larry	33.027
12	32 QUARESMINI Gianmarco	33.098
13	7 HALL Bayley	33.119
14	10 ARMANNI Pietro	33.122
15	15 FESTANTE Aldo	33.131
16	56 BRUSA Cesare	33.175
17	46 PUJATTI Nicholas	33.188
18	51 GNEMMI Paolo	33.189
19	17 SCHURING Flynt	33.240
20	25 GREGOR Daniel	33.256
21	14 GIACON Steven	33.263
22	24 FANT Filippo	33.283
23	33 FELBERMAYR Horst Feli	33.321
24	52 DE AMICIS Alberto	33.328
25	50 FENICI Francesco Maria	33.389
26	67 DE GIACOMI Alex	33.509
27	54 STEFANELLI Stefano	33.523
28	19 IMPERATO Anthony	33.546
29	60 GALASSI Marco	33.962
30	99 CHIRIGUT Horia-Traian	34.520

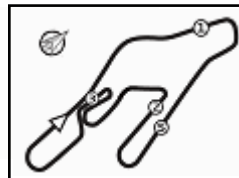
**SEG. 3**

1	12 ZENDELI Lirim	28.504
2	8 MASTERS Keagan	28.571
3	26 KLEIN Marvin	28.578
4	28 BRASCHI Francesco	28.585
5	11 GRAY Oliver	28.609
6	21 BERTONELLI Diego	28.663
7	40 STIAK Janne	28.691
8	38 IAQUINTA Simone	28.722
9	3 CERQUI Alberto	28.756
10	32 QUARESMINI Gianmarco	28.782
11	24 FANT Filippo	28.808
12	1 TEN VOORDE Larry	28.816
13	7 HALL Bayley	28.819
14	56 BRUSA Cesare	28.826
15	10 ARMANNI Pietro	28.831
16	46 PUJATTI Nicholas	28.914
17	44 OLIVIERI Flavio	28.917
18	15 FESTANTE Aldo	28.925
19	25 GREGOR Daniel	28.925
20	52 DE AMICIS Alberto	28.928
21	17 SCHURING Flynt	28.996
22	50 FENICI Francesco Maria	29.024
23	67 DE GIACOMI Alex	29.068
24	51 GNEMMI Paolo	29.080
25	33 FELBERMAYR Horst Feli	29.095
26	14 GIACON Steven	29.098
27	54 STEFANELLI Stefano	29.173
28	19 IMPERATO Anthony	29.187
29	60 GALASSI Marco	29.224
30	99 CHIRIGUT Horia-Traian	30.309

**SEG. 4**

1	26 KLEIN Marvin	20.453
2	40 STIAK Janne	20.488
3	44 OLIVIERI Flavio	20.513
4	12 ZENDELI Lirim	20.514
5	21 BERTONELLI Diego	20.527
6	11 GRAY Oliver	20.556
7	28 BRASCHI Francesco	20.560
8	8 MASTERS Keagan	20.561
9	15 FESTANTE Aldo	20.585
10	3 CERQUI Alberto	20.618
11	32 QUARESMINI Gianmarco	20.637
12	38 IAQUINTA Simone	20.688
13	1 TEN VOORDE Larry	20.723
14	7 HALL Bayley	20.730
15	10 ARMANNI Pietro	20.731
16	24 FANT Filippo	20.756
17	17 SCHURING Flynt	20.761
18	56 BRUSA Cesare	20.793
19	14 GIACON Steven	20.802
20	19 IMPERATO Anthony	20.831
21	25 GREGOR Daniel	20.840
22	46 PUJATTI Nicholas	20.862
23	52 DE AMICIS Alberto	20.893
24	33 FELBERMAYR Horst Feli	20.897
25	50 FENICI Francesco Maria	20.937
26	51 GNEMMI Paolo	20.974
27	54 STEFANELLI Stefano	20.993
28	60 GALASSI Marco	21.152
29	67 DE GIACOMI Alex	21.164
30	99 CHIRIGUT Horia-Traian	21.712





**ACI Racing Weekend Vallelunga, 21-22 Settembre 2024**

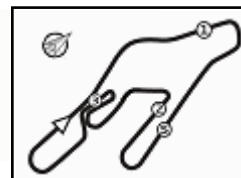
**Porsche Carrera Cup Italia - Ideal Time Prove Libere**

Vallelunga 4.085 m

Num. Conduattore	Auto	Seg. 1	Seg. 2	Seg. 3	Seg. 4	Ideal Time			
		Diff. 1	Diff. 2	Diff. 3	Diff. 4	Miglior Giro	Pos.	Diff.	
1	26 KLEIN M. (FRA)	Porsche 911 GT3 CUP 992	12.405	<b>32.758</b>	28.578	<b>20.453</b> +0.035	<b>1'34.194</b> 1'34.229	1	0.035
2	28 BRASCHI F. (ITA)	Porsche 911 GT3 CUP 992	<b>12.366</b> +0.058	32.783	28.585	20.560 +0.005	<b>1'34.294</b> 1'34.357	2	0.063
3	12 ZENDELI L. (DEU)	Porsche 911 GT3 CUP 992	12.436 +0.052	32.885 +0.006	<b>28.504</b>	20.514	<b>1'34.339</b> 1'34.397	3	0.058
4	11 GRAY O. (GBR)	Porsche 911 GT3 CUP 992	12.489 +0.014	32.805 +0.043	28.609 +0.065	20.556	<b>1'34.459</b> 1'34.581	5	0.122
5	21 BERTONELLI D. (ITA)	Porsche 911 GT3 CUP 992	12.454	32.845 +0.165	28.663	20.527 +0.095	<b>1'34.489</b> 1'34.749	6	0.260
6	40 STIAK J. (DEU)	Porsche 911 GT3 CUP 992	12.420	32.906	28.691	20.488	<b>1'34.505</b> 1'34.505	4	
7	8 MASTERS K. (ZAF)	Porsche 911 GT3 CUP 992	12.478 +0.071	32.985 +0.001	28.571	20.561 +0.107	<b>1'34.595</b> 1'34.774	7	0.179
8	38 IAQUINTA S. (ITA)	Porsche 911 GT3 CUP 992	12.464 +0.083	32.894	28.722	20.688	<b>1'34.768</b> 1'34.851	8	0.083
9	1 TEN VOORDE L. (NLD)	Porsche 911 GT3 CUP 992	12.367 +0.067	33.027	28.816 +0.333	20.723 +0.155	<b>1'34.933</b> 1'35.488	15	0.555
10	44 OLIVIERI F. (ITA)	Porsche 911 GT3 CUP 992	12.542 +0.047	33.025 +0.037	28.917	20.513 +0.096	<b>1'34.997</b> 1'35.177	9	0.180
11	3 CERQUII A. (ITA)	Porsche 911 GT3 CUP 992	12.618 +0.046	33.010 +0.136	28.756	20.618	<b>1'35.002</b> 1'35.184	10	0.182
12	7 HALL B. (AUS)	Porsche 911 GT3 CUP 992	12.435	33.119	28.819 +0.001	20.730 +0.100	<b>1'35.103</b> 1'35.204	11	0.101
13	15 FESTANTE A. (ITA)	Porsche 911 GT3 CUP 992	12.473 +0.005	33.131 +0.004	28.925	20.585 +0.111	<b>1'35.114</b> 1'35.234	13	0.120
14	10 ARMANNI P. (ITA)	Porsche 911 GT3 CUP 992	12.477 +0.009	33.122 +0.022	28.831 +0.033	20.731	<b>1'35.161</b> 1'35.225	12	0.064
15	32 QUARESMINI G. (ITA)	Porsche 911 GT3 CUP 992	12.647	33.098 +0.070	28.782	20.637 +0.025	<b>1'35.164</b> 1'35.259	14	0.095
16	17 SCHURING F. (NLD)	Porsche 911 GT3 CUP 992	12.414 +0.084	33.240	28.996 +0.004	20.761 +0.089	<b>1'35.411</b> 1'35.588	16	0.177
17	56 BRUSA C. (ITA)	Porsche 911 GT3 CUP 992	12.665	33.175 +0.133	28.826	20.793 +0.074	<b>1'35.459</b> 1'35.666	17	0.207
18	46 PUJATTI N. (ITA)	Porsche 911 GT3 CUP 992	12.515 +0.127	33.188	28.914 +0.187	20.862 +0.063	<b>1'35.479</b> 1'35.856	18	0.377
19	25 GREGOR D. (DEU)	Porsche 911 GT3 CUP 992	12.551 +0.249	33.256 +0.232	28.925	20.840	<b>1'35.572</b> 1'36.053	21	0.481
20	24 FANT F. (ITA)	Porsche 911 GT3 CUP 992	12.831 +0.034	33.283 +0.137	28.808	20.756 +0.038	<b>1'35.678</b> 1'35.887	19	0.209
21	52 DE AMICIS A. (ITA)	Porsche 911 GT3 CUP 992	12.692 +0.098	33.328	28.928	20.893 +0.161	<b>1'35.841</b> 1'36.100	24	0.259
22	33 FELBERMAYR H. (AUT)	Porsche 911 GT3 CUP 992	12.565 +0.026	33.321	29.095 +0.182	20.897	<b>1'35.878</b> 1'36.086	22	0.208
23	14 GIACON S. (ITA)	Porsche 911 GT3 CUP 992	12.731	33.263	29.098 +0.132	20.802	<b>1'35.894</b> 1'36.026	20	0.132
24	51 GNEMMI P. (ITA)	Porsche 911 GT3 CUP 992	12.675	33.189 +0.132	29.080 +0.004	20.974 +0.041	<b>1'35.918</b> 1'36.095	23	0.177
25	50 FENICI F. (ITA)	Porsche 911 GT3 CUP 992	12.704 +0.078	33.389 +0.060	29.024	20.937	<b>1'36.054</b> 1'36.192	25	0.138
26	54 STEFANELLI S. (ITA)	Porsche 911 GT3 CUP 992	12.614 +0.012	33.523 +0.146	29.173	20.993 +0.110	<b>1'36.303</b> 1'36.571	26	0.268
27	19 IMPERATO A. (USA)	Porsche 911 GT3 CUP 992	12.786 +0.023	33.546	29.187 +0.056	20.831 +0.270	<b>1'36.350</b> 1'36.699	28	0.349
28	67 DE GIACOMI A. (ITA)	Porsche 911 GT3 CUP 992	12.789 +0.126	33.509	29.068	21.164 +0.029	<b>1'36.530</b> 1'36.685	27	0.155
29	60 GALASSI M. (SMR)	Porsche 911 GT3 CUP 992	13.003 +0.144	33.962	29.224	21.152 +0.078	<b>1'37.341</b> 1'37.563	29	0.222
30	99 CHIRIGUT H. (ROU)	Porsche 911 GT3 CUP 992	13.057 +0.098	34.520 +0.298	30.309	21.712	<b>1'39.598</b> 1'39.994	30	0.396
<b>Ideal Time Assoluto</b>			12.366	32.758	28.504	20.453	<b>1'34.081</b>		







1 L. TEN VOORDE (1'35.488)

Giro	Seg.1	Seg.2	Seg.3	Seg.4	T. Giro	km/h	Local Time
1							
2	24.972	45.036	33.716	23.347	2'07.071P	109,0	15:03'07.386
3	17.238	37.983	30.874	21.926	1'48.021	180,3	15:04'55.407
4	15.229	40.602	30.442	21.337	1'47.610	208,5	15:06'43.017
5	17.111	40.937	32.097	21.146	1'51.291	154,5	15:08'34.308
6	12.498	37.169	42.740	3'39.291	5'11.698P	231,3	15:13'46.006
7	16.997	35.023	29.504	21.004	1'42.528P	222,2	15:15'28.534
8	12.579	33.397	29.135	20.910	1'36.021	230,8	15:17'04.555
9	12.509	33.248	29.013	20.773	1'35.543	232,3	15:18'40.098
10	12.507	33.364	<b>28.816</b>	20.936	1'35.623	232,8	15:20'15.721
11	12.690	33.197	28.930	20.793	1'35.610	233,3	15:21'51.331
12	12.437	33.212	28.899	6'52.837	8'07.385P	233,8	15:29'58.716
13	21.344	33.996	29.131	<b>20.723</b>	1'45.194P	231,3	15:31'43.910
14	12.446	35.000	28.954	20.805	1'37.205	232,8	15:33'21.115
15	13.329	33.302	29.197	20.852	1'36.680	<b>234,8</b>	15:34'57.795
16	<b>12.367</b>	33.418	29.093	20.971	1'35.849	234,3	15:36'33.644
17	12.418	33.796	29.058	4'31.484	5'46.756P	233,8	15:42'20.400
18	23.033	37.761	30.835	21.587	1'53.216P	203,8	15:44'13.616
19	12.789	33.781	32.073	21.225	1'39.868	228,8	15:45'53.484
20	12.428	33.072	29.330	20.846	1'35.676	233,8	15:47'29.160
21	12.434	<b>33.027</b>	29.149	20.878	<b>1'35.488</b>	234,3	15:49'04.648
22	12.385	33.135	29.134	20.841	1'35.495C	233,3	15:50'40.143

8 K. MASTERS (1'34.774)

Giro	Seg.1	Seg.2	Seg.3	Seg.4	T. Giro	km/h	Local Time
1							
2	23.198	38.836	32.111	22.542	1'56.687P	193,9	15:03'42.183
3	13.596	36.237	30.039	21.320	1'41.192	211,4	15:05'23.375
4	12.825	33.553	29.203	20.980	1'36.561	230,3	15:06'59.936
5	12.663	33.383	29.197	20.943	1'36.186	232,3	15:08'36.122
6	12.616	38.995	42.844	36.815	2'11.270	233,3	15:10'47.392
7	36.066	1'08.597	45.353	6'36.434	9'06.450P	81,8	15:19'53.842
8	22.796	38.119	30.843	21.285	1'53.043P	193,9	15:21'46.885
9	12.796	33.716	29.147	20.819	1'36.478	229,8	15:23'23.363
10	12.560	33.020	28.854	20.753	1'35.187	233,8	15:24'58.550
11	12.603	33.333	29.020	20.854	1'35.810	<b>234,8</b>	15:26'34.360
12	12.594	33.167	28.839	20.708	1'35.308	233,8	15:28'09.668
13	12.566	33.054	28.838	21.002	1'35.460	234,3	15:29'45.128
14	12.587	37.227	31.795	21.949	1'43.558	233,3	15:31'28.686
15	12.592	34.154	29.283	5'26.921	6'42.950P	233,8	15:38'11.636
16	22.147	39.346	30.842	21.839	1'54.174P	188,8	15:40'05.810
17	13.149	34.722	29.549	20.739	1'38.159	219,5	15:41'43.969
18	12.629	33.132	28.924	<b>20.561</b>	1'35.246	233,3	15:43'19.215
19	12.549	32.986	<b>28.571</b>	20.668	<b>1'34.774</b>	233,3	15:44'53.989
20	12.519	<b>32.985</b>	28.653	20.728	1'34.885	233,3	15:46'28.874
21	12.499	32.994	28.751	20.686	1'34.930	233,3	15:48'03.804
22	<b>12.478</b>	33.128	28.819	20.716	1'35.141	<b>234,8</b>	15:49'38.945
23	12.533	35.934	31.569	5'53.354	7'13.390P	233,3	15:56'52.335
24	19.451	37.727	30.388	21.083	1'48.649P	165,1	15:58'40.984
25	12.576	33.758	28.879	20.777	1'35.990	231,8	16:00'16.974

10 P. ARMANNI (1'35.225)

Giro	Seg.1	Seg.2	Seg.3	Seg.4	T. Giro	km/h	Local Time
1							
2	23.369	40.435	34.172	2'59.664	4'37.640P	179,1	15:05'23.739
3	21.213	35.934	33.766	21.445	1'52.358P	184,0	15:07'16.097
4	12.784	33.723	29.422	21.435	1'37.364	229,8	15:08'53.461
5	12.767	1'02.089	45.965	38.343	2'39.164	81,5	15:11'32.625
6	35.976	1'07.919	32.824	21.346	2'38.065	81,8	15:14'10.690
7	12.785	33.563	30.234	3'25.770	4'42.352P	229,8	15:18'53.042
8	23.431	36.217	29.309	20.912	1'49.869P	224,1	15:20'42.911
9	12.695	33.387	29.086	20.965	1'36.133	232,8	15:22'19.044
10	12.483	33.500	29.164	21.039	1'36.186	233,3	15:23'55.230
11	12.536	33.917	<b>28.831</b>	20.887	1'36.171	<b>234,3</b>	15:25'31.401
12	12.483	33.353	29.124	20.948	1'35.908	232,8	15:27'07.309
13	<b>12.477</b>	33.228	28.996	21.049	1'35.750	233,8	15:28'43.059

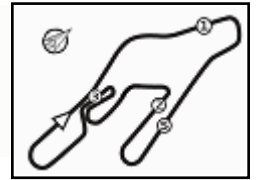
7 B. HALL (1'35.204)

Giro	Seg.1	Seg.2	Seg.3	Seg.4	T. Giro	km/h	Local Time
1							
2	20.987	43.747	33.695	46.862	2'25.291P	174,5	15:03'42.416
3	26.776	34.158	29.553	21.117	1'51.604P	229,3	15:05'34.020
4	12.659	33.539	29.162	21.000	1'36.360	231,3	15:07'10.380
5	12.615	33.468	29.142	20.889	1'36.114	231,3	15:08'46.494
6	12.574	46.938	41.191	4'18.920	5'59.623P	167,7	15:14'46.117
7	16.396	35.285	34.053	21.292	1'47.026P	226,9	15:16'33.143
8	12.712	33.689	29.085	20.922	1'36.408C	230,8	15:18'09.551
9	12.700	33.873	30.087	21.002	1'37.662	230,3	15:19'47.213



ACI Racing Weekend Vallelunga, 21-22 Settembre 2024
Porsche Carrera Cup Italia - Analisi Tempi Prove Libere

1.5



Vallelunga 4.085 m

2 / 7

Table with 14 columns (Giro, Seg.1-4, T. Giro, km/h, Local Time) and 14 rows of driver data.

Main data table for driver 11 O. GRAY (1'34.581) and driver 14 S. GIACON (1'36.026) with columns for Giro, Seg.1-4, T. Giro, km/h, Local Time.

Main data table for driver 12 L. ZENDELI (1'34.397) and driver 15 A. FESTANTE (1'35.234) with columns for Giro, Seg.1-4, T. Giro, km/h, Local Time.

20/09/2024 P = Box In/Out - C = Tempo Invalidato

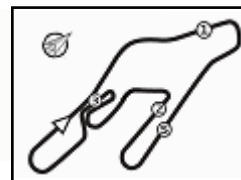
Powered by FICr PERUGIA TIMING



ACI Racing Weekend Vallelunga, 21-22 Settembre 2024

Porsche Carrera Cup Italia - Analisi Tempi Prove Libere

1.5



Vallelunga 4.085 m

3 / 7

19	13.502	34.247	29.776	3'15.851	4'33.376P	232,3	15:51'21.498	3	13.662	38.464	30.105	21.011	1'43.242	140,6	15:07'19.005
20	16.060	47.341	42.264	36.950	2'22.615P	146,3	15:53'44.113	4	12.754	33.378	29.290	21.020	1'36.442	231,8	15:08'55.447
21	36.095	43.242	30.157	21.208	2'10.702	225,0	15:55'54.815	5	12.600	1'01.565	47.473	3'37.666	5'39.304P	81,8	15:14'34.751
22	12.549	33.261	28.936	20.774	1'35.520	232,8	15:57'30.335	6	16.715	34.632	31.957	20.879	1'44.183P	214,3	15:16'18.934
23	12.529	33.270	29.025	20.744	1'35.568	233,3	15:59'05.903	7	12.658	33.348	30.285	20.915	1'37.206	232,8	15:17'56.140

17 F. SCHURING (1'35.588)

Giro	Seg.1	Seg.2	Seg.3	Seg.4	T. Giro	km/h	Local Time
1							
2	23.169	41.334	32.842	22.683	2'00.028P	165,9	15:03'12.478
3	15.051	36.801	31.129	21.631	1'44.612	174,2	15:04'57.090
4	14.192	40.661	30.647	21.318	1'46.818	185,2	15:06'43.908
5	16.950	40.800	32.494	21.096	1'51.340	155,8	15:08'35.248
6	12.474	37.147	43.104	3'39.612	5'12.337P	233,3	15:13'47.585
7	16.263	35.217	29.308	21.012	1'41.800P	226,9	15:15'29.385
8	12.535	33.432	29.088	20.936	1'35.991	232,3	15:17'05.376
9	12.509	33.267	29.171	20.761	1'35.708	232,8	15:18'41.084
10	12.498	33.240	29.000	20.850	1'35.588	233,8	15:20'16.672
11	12.482	33.456	29.050	20.852	1'35.840	233,3	15:21'52.512
12	12.414	33.333	29.356	6'53.384	8'08.487P	234,3	15:30'00.999
13	19.552	34.731	29.253	20.849	1'44.385P	231,8	15:31'45.384
14	12.467	34.344	29.043	21.191	1'37.045	234,8	15:33'22.429
15	12.761	33.492	28.996	20.885	1'36.134	234,8	15:34'58.563
16	12.450	33.434	29.417	20.948	1'36.249	234,8	15:36'34.812
17	12.455	33.465	29.115	4'32.174	5'47.209P	234,8	15:42'22.021
18	22.276	38.054	30.782	21.485	1'52.597P	220,9	15:44'14.618
19	12.924	33.931	31.528	21.537	1'39.920	230,8	15:45'54.538
20	12.528	33.343	29.257	21.033	1'36.161	234,3	15:47'30.699
21	12.441	34.147	29.224	20.956	1'36.768	234,8	15:49'07.467
22	12.440	33.321	29.334	21.038	1'36.133	233,8	15:50'43.600

24 F. FANT (1'35.887)

Giro	Seg.1	Seg.2	Seg.3	Seg.4	T. Giro	km/h	Local Time
1							
2	24.080	44.817	33.720	23.871	2'06.488P	118,9	15:03'08.957
3	16.386	38.233	32.075	22.581	1'49.275	176,2	15:04'58.232
4	14.444	35.813	30.023	21.275	1'41.555	190,8	15:06'39.787
5	13.186	34.126	29.628	21.248	1'38.188	229,8	15:08'17.975
6	13.461	36.313	39.372	5'23.113	6'52.259P	195,3	15:15'10.234
7	17.949	34.689	29.586	21.256	1'43.480P	227,4	15:16'53.714
8	13.149	33.710	29.566	20.960	1'37.385	231,3	15:18'31.099
9	13.013	33.505	29.179	20.956	1'36.653	230,8	15:20'07.752
10	13.057	33.745	29.320	20.966	1'37.088	232,8	15:21'44.840
11	12.929	33.676	29.218	21.095	1'36.918	232,3	15:23'21.758
12	12.897	33.472	29.069	20.756	1'36.194	231,8	15:24'57.952
13	12.940	34.406	29.176	21.314	1'37.836	206,9	15:26'35.788
14	12.925	33.355	29.331	6'29.988	7'45.599P	232,8	15:34'21.387
15	17.735	38.022	30.802	21.724	1'48.283P	163,1	15:36'09.670
16	13.685	34.915	29.955	21.253	1'39.808	225,9	15:37'49.478
17	13.049	33.696	29.154	20.865	1'36.764	231,3	15:39'26.242
18	12.903	33.417	29.345	20.818	1'36.483	232,3	15:41'02.725
19	12.872	33.285	29.062	20.820	1'36.039	231,8	15:42'38.764
20	12.901	33.801	29.124	21.000	1'36.826	229,8	15:44'15.590
21	12.889	33.646	31.631	3'21.753	4'39.919P	232,8	15:48'55.509
22	17.918	37.507	29.871	21.053	1'46.349P	228,8	15:50'41.858
23	12.912	33.510	29.208	2'28.224	3'43.854P	232,3	15:54'25.712
24	20.855	34.418	29.603	2'27.479	1'52.355P	230,3	15:56'18.067
25	12.913	33.306	30.197	21.015	1'37.431	231,8	15:57'55.498
26	12.865	33.420	28.808	20.794	1'35.887	232,8	15:59'31.385
27	12.831	33.283	28.917	20.896	1'35.927	233,8	16:01'07.312

19 A. IMPERATO (1'36.699)

Giro	Seg.1	Seg.2	Seg.3	Seg.4	T. Giro	km/h	Local Time
1							
2	21.786	46.309	32.036	22.204	2'02.335P	160,7	15:03'25.238
3	13.550	35.409	31.271	21.653	1'41.883	229,8	15:05'07.121
4	13.057	35.429	30.442	21.248	1'40.176	229,3	15:06'47.297
5	13.282	33.903	29.541	21.115	1'37.841	230,3	15:08'25.138
6	12.912	33.668	42.269	37.163	2'06.012	229,8	15:10'31.150
7	36.120	1'08.412	44.440	3'53.560	6'22.532P	81,8	15:16'53.682
8	20.986	38.328	30.183	21.742	1'51.239P	156,7	15:18'44.921
9	13.138	34.411	29.335	20.831	1'37.715	230,8	15:20'22.636
10	12.919	33.814	29.187	21.012	1'36.932	231,8	15:21'59.568
11	12.948	33.856	29.362	21.087	1'37.253	232,3	15:23'36.821
12	12.811	33.989	29.192	21.146	1'37.138	231,8	15:25'13.959
13	12.835	33.837	29.378	21.112	1'37.162	231,8	15:26'51.121
14	12.786	35.953	29.851	4'41.759	6'00.349P	227,4	15:32'51.470
15	21.215	43.907	31.858	22.109	1'59.089P	149,6	15:34'50.559
16	13.235	37.187	34.290	21.500	1'46.212	210,9	15:36'36.771
17	13.237	34.294	29.568	21.149	1'38.248	230,8	15:38'15.019
18	12.954	33.869	29.261	21.156	1'37.240	232,3	15:39'52.259
19	13.007	33.707	29.411	21.222	1'37.347	232,3	15:41'29.606
20	12.823	33.815	29.246	21.359	1'37.243	232,8	15:43'06.849
21	12.915	33.735	29.235	21.133	1'37.018	231,8	15:44'43.867
22	12.923	34.526	30.219	21.450	1'39.118	230,3	15:46'22.985
23	12.978	33.983	29.343	21.052	1'37.356	231,8	15:48'00.341
24	12.809	33.546	29.243	21.101	1'36.699	232,3	15:49'37.040
25	12.860	33.720	29.495	45.210	2'01.285P	232,3	15:51'38.325

21 D. BERTONELLI (1'34.749)

Giro	Seg.1	Seg.2	Seg.3	Seg.4	T. Giro	km/h	Local Time
1							
2	21.046	48.113	34.602	24.810	2'08.571P	148,1	15:05'35.763

25 D. GREGOR (1'36.053)

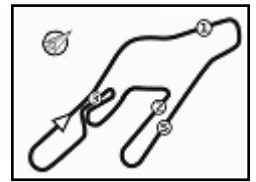
Giro	Seg.1	Seg.2	Seg.3	Seg.4	T. Giro	km/h	Local Time
1							
2	20.677	39.885	33.548	23.338	1'57.448P	193,2	15:02'54.495
3	14.405	36.752	31.103	21.569	1'43.829	177,9	15:04'38.324
4	12.830	34.200	29.809	21.358	1'38.197	230,8	15:06'16.521
5	12.748	33.552	29.530	21.172	1'37.002	232,3	15:07'53.523
6	12.551	33.749			14'05.827P	230,8	15:21'59.350
7	19.541	39.776	33.059	24.314	1'56.690P	166,9	15:23'56.040
8	13.185	34.103	30.371	21.270	1'38.929	225,9	15:25'34.969
9	12.753	33.403	29.371	20.962	1'36.489	232,3	15:27'11.458
10	12.785	33.257	29.219	20.936	1'36.197	232,8	15:28'47.655

20/09/2024

P = Box In/Out - C = Tempo Invalidato







11	12.627	<b>33.256</b>	30.454	21.282	1'37.619	232,3	15:30'25.274	19	12.424	<b>32.783</b>	<b>28.585</b>	20.565	<b>1'34.357</b>	<b>233,8</b>	15:47'45.814
12	12.697	36.068	29.573	21.262	1'39.600	230,3	15:32'04.874	<b>32 G. QUARESMINI (1'35.259)</b>							
13	12.714	33.775	29.245	21.153	1'36.887	232,8	15:33'41.761								
14	12.738	33.606	29.411	21.190	1'36.945	232,8	15:35'18.706								
15	12.814	33.507	29.540	21.241	1'37.102	232,8	15:36'55.808								
16	12.907	33.620	29.392	21.193	1'37.112	<b>233,3</b>	15:38'32.920								
17	12.743	34.003	29.625	4'49.842	6'06.213P	<b>233,3</b>	15:44'39.133								
18	16.781	37.617	30.787	21.475	1'46.660P	225,9	15:46'25.793								
19	13.354	33.736	29.293	20.986	1'37.369	231,8	15:48'03.162								
20	12.826	34.152	29.209	21.088	1'37.275	219,5	15:49'40.437								
21	12.811	33.389	29.265	20.975	1'36.440	232,3	15:51'16.877								
22	12.827	41.394	45.363	2'00.530	3'40.114P	231,3	15:54'56.991								
23	16.474	33.784	29.480	21.301	1'41.039P	231,3	15:56'38.030								
24	12.933	33.488	29.133	20.984	1'36.538	231,8	15:58'14.568								
25	12.759	33.442	29.007	20.870	1'36.086	232,8	15:59'50.654								
26	12.800	33.488	<b>28.925</b>	<b>20.840</b>	<b>1'36.053</b>	<b>233,3</b>	16:01'26.707								

**26 M. KLEIN (1'34.229)**

Giro	Seg.1	Seg.2	Seg.3	Seg.4	T. Giro	km/h	Local Time
1							
2	20.512	39.558	30.746	21.894	1'52.710P	220,4	15:04'28.519
3	13.399	34.472	29.343	20.964	1'38.178	228,8	15:06'06.697
4	12.681	33.259	29.083	20.714	1'35.737	232,3	15:07'42.434
5	12.466	33.000	28.971	20.995	1'35.432	232,8	15:09'17.866
6	35.424	1'07.995	41.485	4'47.301	7'12.205P	81,7	15:16'30.071
7	17.311	33.520	28.987	20.862	1'40.680P	231,3	15:18'10.751
8	12.518	33.263	29.468	20.608	1'35.857	233,3	15:19'46.608
9	12.488	33.032	28.787	20.629	1'34.936	232,3	15:21'21.544
10	12.440	33.481	28.820	5'20.427	6'35.168P	231,8	15:27'56.712
11	17.841	33.731	28.834	20.787	1'41.193P	231,3	15:29'37.905
12	12.457	34.417	29.715	20.580	1'37.169	232,3	15:31'15.074
13	12.428	33.093	28.777	3'35.710	4'50.008P	233,3	15:36'05.082
14	16.387	33.405	28.797	20.786	1'39.375P	231,8	15:37'44.457
15	12.583	33.562	28.938	20.822	1'35.905	231,3	15:39'20.362
16	12.463	33.501	28.876	3'56.320	5'11.160P	233,8	15:44'31.522
17	16.463	35.636	29.832	20.884	1'42.815P	151,3	15:46'14.337
18	12.501	33.030	28.992	2'58.536	4'13.059P	232,8	15:50'27.396
19	22.147	40.917	34.213	37.167	2'14.444P	184,9	15:52'41.840
20	36.355	1'08.641	31.455	21.492	2'37.943	80,5	15:55'19.783
21	12.762	33.010	34.300	23.285	1'43.357	229,8	15:57'03.140
22	12.528	32.819	28.622	<b>20.453</b>	1'34.422	233,8	15:58'37.562
23	<b>12.405</b>	<b>32.758</b>	<b>28.578</b>	20.488	<b>1'34.229</b>	<b>234,3</b>	16:00'11.791

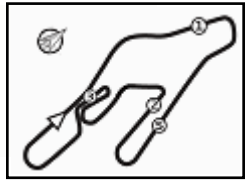

**28 F. BRASCHI (1'34.357)**

Giro	Seg.1	Seg.2	Seg.3	Seg.4	T. Giro	km/h	Local Time
1							
2	21.137	41.499	33.579	23.228	1'59.443P	182,4	15:03'54.085
3	13.728	36.285	32.302	21.618	1'43.933	225,5	15:05'38.018
4	12.872	33.378	29.260	20.842	1'36.352	231,8	15:07'14.370
5	12.567	33.058	29.794	20.685	1'36.104	232,3	15:08'50.474
6	12.441	49.703	45.140	3'55.705	5'42.989P	155,2	15:14'33.463
7	17.028	36.243	33.004	24.126	1'50.401P	225,0	15:16'23.864
8	12.598	33.232	28.999	20.696	1'35.525	232,3	15:17'59.389
9	12.438	32.921	28.953	20.699	1'35.011	232,8	15:19'34.400
10	12.513	36.906	30.913	3'20.165	4'40.497P	190,5	15:24'14.897
11	20.941	37.691	31.721	23.322	1'53.675P	111,6	15:26'08.572
12	12.509	33.055	31.014	20.616	1'37.194	<b>233,8</b>	15:27'45.766
13	12.439	33.048	28.820	20.672	1'34.979	<b>233,8</b>	15:29'20.745
14	12.984	33.951	29.580	8'48.044	10'04.559P	<b>233,8</b>	15:39'25.304
15	19.807	44.108	31.803	22.256	1'57.974P	95,4	15:41'23.278
16	13.176	35.044	29.675	20.658	1'38.553	224,5	15:43'01.831
17	12.441	32.977	28.940	20.591	1'34.949	233,3	15:44'36.780
18	12.486	32.946	28.685	<b>20.560</b>	1'34.677	233,3	15:46'11.457

**38 S. IAQUINTA (1'34.851)**

Giro	Seg.1	Seg.2	Seg.3	Seg.4	T. Giro	km/h	Local Time
1							
2	23.610	40.035	34.648	2'42.688	4'20.981P	184,6	15:05'06.438
3	21.344	38.575	30.974	43.407	2'14.300P	206,5	15:07'20.738





**ACI Racing Weekend Vallelunga, 21-22 Settembre 2024**

**Porsche Carrera Cup Italia - Analisi Tempi Prove Libere**

Vallelunga 4.085 m

5 / 7

4	24.689	34.606	29.920	21.280	1'50.495P	223,1	15:09'11.233	6	13.157	33.885	29.652	30.370	1'47.064	230,8	15:09'37.349
5	21.642	1'08.485	42.760	37.163	2'50.050	80,8	15:12'01.283	7	36.068	1'08.169	42.215	3'29.790	5'56.242P	81,9	15:15'33.591
6	36.409	1'01.124	29.918	21.154	2'28.605	79,9	15:14'29.888	8	21.983	38.660	30.205	21.392	1'52.240P	216,0	15:17'25.831
7	12.918	33.896	29.856	21.142	1'37.812	231,3	15:16'07.700	9	13.151	33.679	29.394	20.806	1'37.030	231,3	15:19'02.861
8	12.703	33.333	29.229	20.850	1'36.115	230,8	15:17'43.815	10	12.790	34.643	29.137	20.971	1'37.541	223,1	15:20'40.402
9	12.613	33.343	29.013	20.888	1'35.857	231,8	15:19'19.672	11	12.808	33.495	29.213	20.847	1'36.363	232,8	15:22'16.765
10	12.625	33.391	29.044	20.995	1'36.055	232,3	15:20'55.727	12	12.821	34.204	29.466	3'08.505	4'24.996P	232,8	15:26'41.761
11	12.530	33.230	28.955	20.741	1'35.456	233,3	15:22'31.183	13	17.386	34.377	29.198	20.787	1'41.748P	224,5	15:28'23.509
12	12.584	33.450	29.051	20.890	1'35.975	231,3	15:24'07.158	14	12.779	33.555	29.253	20.790	1'36.377	231,8	15:29'59.886
13	12.573	33.379	29.180	20.866	1'35.998	232,3	15:25'43.156	15	12.682	33.424	29.527	20.747	1'36.380	232,8	15:31'36.266
14	12.584	33.185	28.867	20.841	1'35.477	232,8	15:27'18.633	16	12.677	33.491	29.743	6'39.246	7'55.157P	232,3	15:39'31.423
15	12.561	33.312	28.923	20.839	1'35.635	232,8	15:28'54.268	17	20.786	33.851	29.327	20.850	1'44.814P	231,3	15:41'16.237
16	12.546	34.620	29.636	20.969	1'37.771	232,8	15:30'32.039	18	12.767	33.470	29.085	20.802	1'36.124	230,8	15:42'52.361
17	12.621	33.445	34.055	5'31.673	6'51.794P	233,3	15:37'23.833	19	12.678	33.383	29.826	5'37.071	6'52.958P	232,8	15:49'45.319
18	19.873	33.981	29.952	20.990	1'44.796P	229,3	15:39'08.629	20	20.390	35.901	29.806	20.840	1'46.937P	202,6	15:51'32.256
19	12.675	33.284	29.111	20.830	1'35.900	232,8	15:40'44.529	21	13.004	56.161	45.012	38.214	2'32.391	81,6	15:54'04.647
20	12.579	33.376	29.533	2'22.728	3'38.216P	232,8	15:44'22.745	22	34.196	34.387	32.959	20.934	2'02.476	231,3	15:56'07.123
21	21.080	36.735	34.412	22.029	1'54.256P	212,2	15:46'17.001	23	12.675	<b>33.025</b>	29.366	<b>20.513</b>	1'35.579	232,8	15:57'42.702
22	13.159	34.152	30.629	20.952	1'38.892	229,8	15:47'55.893	24	12.589	33.062	<b>28.917</b>	20.609	<b>1'35.177</b>	<b>233,3</b>	15:59'17.879
23	12.547	<b>32.894</b>	<b>28.722</b>	<b>20.688</b>	<b>1'34.851</b>	<b>233,8</b>	15:49'30.744	25	<b>12.542</b>	33.363	29.025	20.642	1'35.572	232,8	16:00'53.451
24	12.491	33.014	34.331	21.091	1'40.927	232,8	15:51'11.671								
25	12.478	32.909	41.437	2'07.524	3'34.348P	233,3	15:54'46.019								
26	16.568	34.430	30.223	21.156	1'42.377P	228,3	15:56'28.396								
27	12.548	32.927	28.890	20.928	1'35.293	233,3	15:58'03.689								
28	12.553	33.291	28.850	20.701	1'35.395	<b>234,8</b>	15:59'39.084								

**46 N. PUJATTI (1'35.856)**

Giro	Seg.1	Seg.2	Seg.3	Seg.4	T. Giro	km/h	Local Time
1							
2	24.407	48.635	34.483	23.561	2'11.086P	137,1	15:02'42.163
3	15.994	39.304	31.058	22.133	1'48.489	162,7	15:04'30.652
4	13.593	35.773	29.885	24.643	1'43.894	186,9	15:06'14.546
5	12.883	33.811	29.432	20.995	1'37.121	229,8	15:07'51.667
6	12.731	36.303	31.216	4'32.070	5'52.320P	212,2	15:13'43.987
7	18.351	38.697	29.947	21.382	1'48.377P	198,5	15:15'32.364
8	12.923	34.281	29.106	21.040	1'37.350	232,8	15:17'09.714
9	12.797	33.578	29.450	20.973	1'36.798	230,8	15:18'46.512
10	12.674	33.935	29.216	20.963	1'36.788	232,3	15:20'23.300
11	12.818	33.889	33.090	23.595	1'43.392	232,3	15:22'06.692
12	12.613	33.466	29.155	20.869	1'36.103	231,8	15:23'42.795
13	12.711	33.621	30.883	22.814	1'40.029	231,8	15:25'22.824
14	12.606	33.420	29.221	20.973	1'36.220	231,8	15:26'59.044
15	12.638	33.338	29.219	20.979	1'36.174	232,3	15:28'35.218
16	12.671	33.509	29.143	21.013	1'36.336	232,3	15:30'11.554
17	12.703	33.908	29.674	6'00.647	7'16.932P	233,3	15:37'28.486
18	18.827	38.455	30.174	21.291	1'48.747P	183,4	15:39'17.233
19	14.658	35.003	29.134	20.939	1'39.734	230,3	15:40'56.967
20	12.587	33.686	28.956	20.915	1'36.144	230,8	15:42'33.111
21	12.575	33.545	29.128	23.046	1'38.294	232,3	15:44'11.405
22	12.642	<b>33.188</b>	29.101	20.925	<b>1'35.856</b>	232,3	15:45'47.261
23	12.594	33.370	29.068	<b>20.862</b>	1'35.894	232,3	15:47'23.155
24	12.682	33.431	28.978	2'35.449	3'50.540P	232,3	15:51'13.695
25	17.701	45.049	42.408	37.263	2'22.421P	151,0	15:53'36.116
26	36.483	47.026	29.811	21.250	2'14.570	204,9	15:55'50.686
27	12.577	33.298	29.768	21.082	1'36.725	233,8	15:57'27.411
28	12.626	33.272	<b>28.914</b>	21.093	1'35.905	234,3	15:59'03.316
29	<b>12.515</b>	33.647	28.953	20.996	1'36.111	<b>234,8</b>	16:00'39.427

**50 F. FENICI (1'36.192)**

Giro	Seg.1	Seg.2	Seg.3	Seg.4	T. Giro	km/h	Local Time
1							
2	24.276	43.493	34.189	24.529	2'06.487P	161,9	15:02'34.661
3	16.663	39.319	31.964	23.484	1'51.430	157,9	15:04'26.091
4	14.721	36.390	30.919	22.811	1'44.841	210,1	15:06'10.932
5	16.069	37.976	35.407	2'13.454	3'42.906P	184,0	15:09'53.838
6	35.177	1'08.233	43.239	37.172	3'03.821P	81,7	15:12'57.659
7	33.001	36.601	31.625	21.818	2'03.045	225,0	15:15'00.704
8	13.662	34.244	30.358	21.566	1'39.830	229,3	15:16'40.534

**40 J. STIAK (1'34.505)**

Giro	Seg.1	Seg.2	Seg.3	Seg.4	T. Giro	km/h	Local Time
1							
2	21.189	39.489	32.197	22.447	1'55.322P	197,8	15:04'20.052
3	13.728	34.897	30.039	21.383	1'40.047	225,5	15:06'00.099
4	12.917	33.693	29.204	20.956	1'36.770	228,8	15:07'36.869
5	12.714	33.411	29.037	20.841	1'36.003	232,8	15:09'12.872
6	28.973	1'07.689	41.200	3'28.447	5'46.309P	81,6	15:14'59.181
7	20.530	34.124	29.549	26.113	1'50.316P	227,4	15:16'49.497
8	12.704	33.323	28.932	20.923	1'35.882	233,3	15:18'25.379
9	12.644	33.220	28.890	20.857	1'35.611	233,3	15:20'00.990
10	12.675	34.052	30.207	20.739	1'37.673	<b>235,8</b>	15:21'38.663
11	12.566	33.327	29.007	20.794	1'35.694	234,8	15:23'14.357
12	12.637	33.417	30.389	3'53.515	5'09.958P	234,8	15:28'24.315
13	17.215	33.878	29.049	20.768	1'40.910P	231,3	15:30'05.225
14	12.591	33.315	29.307	20.819	1'36.032	233,3	15:31'41.257
15	12.523	33.243	28.971	20.740	1'35.477	234,3	15:33'16.734
16	12.519	33.384	28.995	20.897	1'35.795	234,3	15:34'52.529
17	12.576	33.386	28.913	2'58.170	4'13.045P	234,3	15:39'05.574
18	19.262	35.857	29.687	21.132	1'45.938P	228,3	15:40'51.512
19	12.833	33.476	29.136	21.167	1'36.612	229,8	15:42'28.124
20	<b>12.420</b>	<b>32.906</b>	<b>28.691</b>	<b>20.488</b>	<b>1'34.505</b>	234,3	15:44'02.629
21	12.459	32.991	28.871	20.543	1'34.864	233,8	15:45'37.493
22	12.459	32.981	28.950	3'59.962	5'14.352P	234,3	15:50'51.845
23	17.468	33.805	34.292	36.724	2'02.289CP	232,3	15:52'54.134
24	36.017	1'06.687	29.408	20.746	2'32.858	81,0	15:55'26.992
25	12.568	33.053	28.774	20.659	1'35.054	233,8	15:57'02.046
26	12.462	33.121	34.686	21.361	1'41.630	234,8	15:58'43.676
27	12.437	32.967	29.033	20.619	1'35.056	<b>235,8</b>	16:00'18.732

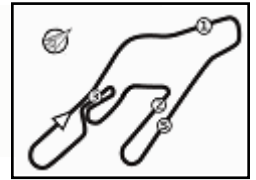
**44 F. OLIVIERI (1'35.177)**

Giro	Seg.1	Seg.2	Seg.3	Seg.4	T. Giro	km/h	Local Time
1							
2	28.673	46.538	34.559	24.635	2'14.405P	148,6	15:02'39.593
3	15.357	38.963	31.809	23.419	1'49.548	172,5	15:04'29.141
4	13.852	35.930	30.132	22.124	1'42.038	220,9	15:06'11.179
5	13.446	34.711	29.702	21.247	1'39.106	216,4	15:07'50.285



ACI Racing Weekend Vallelunga, 21-22 Settembre 2024  
Porsche Carrera Cup Italia - Analisi Tempi Prove Libere

1.5



Vallelunga 4.085 m

6 / 7

9	13.041	34.208	31.010	22.567	1'40.826	229,3	15:18'21.360	11	12.860	33.801	29.241	20.996	1'36.898	232,8	15:22'03.585
10	12.918	33.659	29.147	21.140	1'36.864	231,3	15:19'58.224	12	12.710	33.776	29.558	6'33.623	7'49.667P	232,8	15:29'53.252
11	12.791	33.704	29.415	21.104	1'37.014C	231,8	15:21'35.238	13	22.447	41.314	32.602	22.497	1'58.860P	145,0	15:31'52.112
12	12.780	33.614	29.291	21.064	1'36.749	230,8	15:23'11.987	14	14.016	37.380	30.201	21.465	1'43.062	226,9	15:33'35.174
13	12.768	33.462	29.280	21.079	1'36.589	231,8	15:24'48.576	15	13.191	34.014	30.003	21.283	1'38.491C	231,3	15:35'13.665
14	12.748	39.245	32.297	2'21.133	3'45.423P	164,9	15:28'33.999	16	12.794	37.051	30.409	21.287	1'41.541	231,8	15:36'55.206
15	17.051	34.285	29.770	21.396	1'42.502P	230,8	15:30'16.501	17	12.871	33.631	29.294	20.929	1'36.725	232,3	15:38'31.931
16	12.800	33.816	29.562	23.405	1'39.583	231,3	15:31'56.084	18	12.723	33.651	29.350	21.104	1'36.828	233,3	15:40'08.759
17	12.821	33.733	29.188	21.059	1'36.801	231,8	15:33'32.885	19	12.914	33.618	29.218	<b>20.893</b>	1'36.643	233,3	15:41'45.402
18	12.800	35.287	34.835	4'01.237	5'24.159P	231,8	15:38'57.044	20	<b>12.692</b>	33.536	29.223	20.959	1'36.410	234,8	15:43'21.812
19	20.327	40.579	34.251	22.997	1'58.154P	164,1	15:40'55.198	21	12.757	34.439	29.828	3'38.950	4'55.974P	230,3	15:48'17.786
20	16.829	39.241	30.621	23.298	1'49.989	165,1	15:42'45.187	22	18.663	34.727	29.744	21.147	1'44.281P	227,8	15:50'02.067
21	13.426	34.096	32.069	23.137	1'42.728	230,8	15:44'27.915	23	12.944	33.528	29.211	21.108	1'36.791	232,3	15:51'38.858
22	12.841	<b>33.389</b>	29.469	20.971	1'36.670	231,8	15:46'04.585	24	12.756	1'03.077	41.637	36.908	2'34.378	81,3	15:54'13.236
23	12.732	33.444	29.841	21.178	1'37.195	231,8	15:47'41.780	25	28.477	34.375	33.584	21.468	1'57.904	230,8	15:56'11.140
24	12.795	33.485	29.178	20.939	1'36.397	231,3	15:49'18.177	26	12.895	33.566	29.573	21.541	1'37.575	233,3	15:57'48.715
25	12.816	33.655	29.603	2'42.593	3'58.667P	230,3	15:53'16.844	27	12.790	<b>33.328</b>	<b>28.928</b>	21.054	<b>1'36.100</b>	233,3	15:59'24.815
26	35.143	59.226	29.933	21.495	2'25.797P	81,4	15:55'42.641	28	12.701	33.696	29.239	21.004	1'36.640	<b>235,3</b>	16:01'01.455
27	12.865	33.613	29.416	21.221	1'37.115	230,3	15:57'19.756								
28	12.782	33.449	<b>29.024</b>	<b>20.937</b>	<b>1'36.192</b>	231,8	15:58'55.948								
29	<b>12.704</b>	33.433	29.118	20.958	1'36.213	<b>232,3</b>	16:00'32.161								

54 S. STEFANELLI (1'36.571)

Giro	Seg.1	Seg.2	Seg.3	Seg.4	T. Giro	km/h	Local Time
1							
2	20.456	44.212	35.947	23.887	2'04.502P	146,9	15:03'24.304
3	14.071	38.349	31.510	23.586	1'47.516	170,6	15:05'11.820
4	12.884	34.073	31.393	21.542	1'39.892	229,3	15:06'51.712
5	12.787	34.005	29.753	21.440	1'37.985	229,8	15:08'29.697
6	12.882	33.758	45.596	4'17.179	5'49.415P	230,3	15:14'19.112
7	21.976	36.757	30.882	21.603	1'51.218P	199,6	15:16'10.330
8	12.774	33.880	29.723	21.106	1'37.483	230,8	15:17'47.813
9	12.799	33.678	29.283	21.191	1'36.951	229,3	15:19'24.764
10	12.774	<b>33.523</b>	29.461	21.227	1'36.985	230,3	15:21'01.749
11	12.767	33.708	29.344	21.246	1'37.065	230,8	15:22'38.814
12	12.626	33.669	<b>29.173</b>	21.103	<b>1'36.571</b>	230,8	15:24'15.385
13	12.706	37.916	37.308	6'28.819	7'56.749P	193,5	15:32'12.134
14	18.077	35.084	30.527	21.646	1'45.334P	226,9	15:33'57.468
15	12.832	34.092	29.558	21.238	1'37.720	229,8	15:35'35.188
16	12.700	33.639	29.373	21.288	1'37.000	231,3	15:37'12.188
17	12.714	33.793	29.570	21.298	1'37.375	231,8	15:38'49.563
18	12.691	33.704	29.517	<b>20.993</b>	1'36.905	<b>232,8</b>	15:40'26.468
19	12.674	40.848	32.164	5'25.258	6'50.944P	176,5	15:47'17.412
20	18.058	39.192	35.384	21.820	1'54.454P	213,4	15:49'11.866
21	13.541	36.043	30.491	21.262	1'41.337	222,2	15:50'53.203
22	12.696	33.971	35.867	2'54.017	4'16.551P	229,8	15:55'09.754
23	17.010	34.599	29.839	21.503	1'42.951P	225,5	15:56'52.705
24	12.721	33.630	29.563	21.143	1'37.057	231,3	15:58'29.762
25	<b>12.614</b>	33.654	29.447	21.000	1'36.715	232,3	16:00'06.477

56 C. BRUSA (1'35.666)

Giro	Seg.1	Seg.2	Seg.3	Seg.4	T. Giro	km/h	Local Time
1							
2	21.677	41.394	34.299	24.145	2'01.515P	204,5	15:04'09.969
3	14.635	37.260	31.132	24.280	1'47.307	225,0	15:05'57.276
4	21.435	50.645	37.054	23.905	2'13.039	110,5	15:08'10.315
5	14.422	35.061	31.964	37.323	1'58.770	227,4	15:10'09.085
6	36.090	1'08.093	43.461	36.719	3'04.363	81,4	15:13'13.448
7	23.415	35.840	30.621	21.749	1'51.625	223,1	15:15'05.073
8	13.028	33.916	31.047	21.329	1'39.320	229,8	15:16'44.393
9	13.152	33.850	29.601	21.324	1'37.927	230,8	15:18'22.320
10	12.945	33.837	29.577	21.373	1'37.732C	232,3	15:20'00.052
11	12.974	34.363	31.012	21.436	1'39.785	231,3	15:21'39.837
12	12.850	34.860	31.328	4'13.750	5'32.788P	232,3	15:27'12.625
13	22.748	39.838	34.203	23.070	1'59.859P	204,2	15:29'12.484
14	15.758	37.701	32.357	21.888	1'47.704	193,5	15:31'00.188

52 A. DE AMICIS (1'36.100)

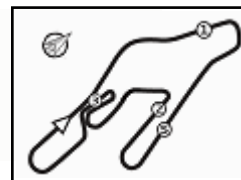
Giro	Seg.1	Seg.2	Seg.3	Seg.4	T. Giro	km/h	Local Time
1							
2	22.931	42.305	32.432	24.353	2'02.021P	177,9	15:02'49.803
3	14.814	36.937	31.313	23.636	1'46.700	209,3	15:04'36.503
4	13.288	34.928	32.996	23.832	1'45.044	228,8	15:06'21.547
5	12.977	34.596	31.246	21.289	1'40.108	231,8	15:08'01.655
6	12.796	34.301	34.817	4'25.308	5'47.222P	232,3	15:13'48.877
7	16.414	35.095	30.205	21.507	1'43.221P	222,2	15:15'32.098
8	12.900	35.462	30.547	21.604	1'40.513	230,8	15:17'12.611
9	12.776	33.810	29.376	20.999	1'36.961	232,3	15:18'49.572
10	12.714	33.533	29.622	21.246	1'37.115	232,8	15:20'26.687

20/09/2024

P = Box In/Out - C = Tempo Invalidato

Powered by FICr PERUGIA TIMING





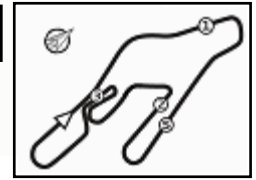
15	13.368	33.781	29.157	21.004	1'37.310	230,8	15:32'37.498
16	12.767	33.207	29.104	21.049	1'36.127	232,8	15:34'13.625
17	12.807	37.255	36.175	6'52.324	8'18.561P	198,5	15:42'32.186
18	22.487	35.561	29.888	21.706	1'49.642P	225,9	15:44'21.828
19	12.913	33.470	30.757	21.207	1'38.347	231,8	15:46'00.175
20	12.749	33.289	29.038	<b>20.793</b>	1'35.869	232,8	15:47'36.044
21	12.810	33.390	35.627	5'16.771	6'38.598P	<b>233,3</b>	15:54'14.642
22	27.874	34.545	30.750	21.184	1'54.353P	229,8	15:56'08.995
23	12.753	<b>33.175</b>	29.101	20.949	1'35.978	<b>233,3</b>	15:57'44.973
24	<b>12.665</b>	33.308	<b>28.826</b>	20.867	<b>1'35.666</b>	231,8	15:59'20.639
25	12.761	33.601	28.957	20.838	1'36.157	232,3	16:00'56.796

99 H. CHIRIGUT (1'39.994)								
Giro	Seg.1	Seg.2	Seg.3	Seg.4	T. Giro	km/h	Local Time	
1								
2	24.587	49.003	37.666	26.963	2'18.219P	139,9	15:02'47.946	
3	16.555	40.278	34.636	23.440	1'54.909	181,8	15:04'42.855	
4	14.411	38.251	31.665	22.824	1'47.151	213,9	15:06'30.006	
5	13.983	36.996	33.533	22.770	1'47.282	226,4	15:08'17.288	
6	13.835	37.584	41.451	38.165	2'11.035	208,5	15:10'28.323	
7	36.299	1'08.349	43.079	34.337	3'02.064	81,4	15:13'30.387	
8	14.532	36.428	32.071	22.836	1'45.867	224,1	15:15'16.254	
9	13.697	35.590	31.618	22.368	1'43.273	227,4	15:16'59.527	
10	13.840	35.650	32.677	22.030	1'44.197	227,4	15:18'43.724	
11	13.555	36.522	32.255	22.208	1'44.540	228,8	15:20'28.264	
12	13.560	34.824	33.777	22.308	1'44.469	231,3	15:22'12.733	
13	13.573	34.847	30.586	22.031	1'41.037	231,3	15:23'53.770	
14	13.292	35.083	1'25.377	3'08.337	5'22.089P	229,8	15:29'15.859	
15	23.232	43.559	35.410	25.991	2'08.192P	195,7	15:31'24.051	
16	15.804	40.516	33.952	26.132	1'56.404	207,7	15:33'20.455	
17	14.320	36.206	32.585	22.029	1'45.140	228,3	15:35'05.595	
18	13.337	35.636	30.818	22.011	1'41.802	227,8	15:36'47.397	
19	<b>13.057</b>	34.755	30.482	22.156	1'40.450	230,3	15:38'27.847	
20	13.259	34.763	30.809	22.801	1'41.632	230,8	15:40'09.479	
21	13.302	34.703	31.020	22.247	1'41.272	<b>231,8</b>	15:41'50.751	
22	13.227	34.900	30.880	21.789	1'40.796	231,3	15:43'31.547	
23	13.623	36.727	31.211	3'40.247	5'01.808P	231,3	15:48'33.355	
24	18.123	38.192	31.549	22.049	1'49.913P	219,1	15:50'23.268	
25	13.236	<b>34.520</b>	30.843	31.872	1'50.471	230,3	15:52'13.739	
26	37.229	1'08.495	43.165	22.420	2'51.309	81,3	15:55'05.048	
27	13.332	34.952	31.167	22.291	1'41.742	229,3	15:56'46.790	
28	13.155	34.818	<b>30.309</b>	<b>21.712</b>	<b>1'39.994</b>	229,8	15:58'26.784	
29	13.184	34.952	31.512	21.759	1'41.407	230,8	16:00'08.191	

60 M. GALASSI (1'37.563)							
Giro	Seg.1	Seg.2	Seg.3	Seg.4	T. Giro	km/h	Local Time
1							
2	26.217	48.594	37.077	24.943	2'16.831P	157,7	15:03'57.316
3	15.907	40.935	32.879	23.595	1'53.316	188,2	15:05'50.632
4	14.709	36.855	31.797	7'07.905	8'31.266P	222,7	15:14'21.898
5	26.425	40.620	32.628	23.629	2'03.302P	203,8	15:16'25.200
6	13.971	35.609	30.392	21.791	1'41.763	225,9	15:18'06.963
7	13.340	34.969	31.834	21.633	1'41.776	225,9	15:19'48.739
8	13.239	34.308	29.612	21.242	1'38.401	228,8	15:21'27.140
9	13.117	34.066	29.484	<b>21.152</b>	1'37.819	228,8	15:23'04.959
10	13.047	34.320	29.331	21.310	1'38.008	229,3	15:24'42.967
11	13.159	34.115	31.749	22.193	1'41.216	228,8	15:26'24.183
12	13.116	34.211	29.472	21.248	1'38.047	229,8	15:28'02.230
13	13.147	<b>33.962</b>	<b>29.224</b>	21.230	<b>1'37.563</b>	230,8	15:29'39.793
14	<b>13.003</b>	49.612	42.878	15'29.314	17'14.807P	<b>232,8</b>	15:46'54.600
15	20.077	39.627	31.739	22.479	1'53.922P	207,7	15:48'48.522
16	13.953	34.865	30.037	21.929	1'40.784	226,9	15:50'29.306

67 A. DE GIACOMI (1'36.685)							
Giro	Seg.1	Seg.2	Seg.3	Seg.4	T. Giro	km/h	Local Time
1							
2	27.138	49.828	34.702	24.571	2'16.239P	156,5	15:02'58.636
3	16.044	37.986	31.786	22.014	1'47.830	219,5	15:04'46.466
4	13.371	34.890	29.792	21.370	1'39.423	230,8	15:06'25.889
5	13.820	40.259	33.583	6'23.689	7'51.351P	171,4	15:14'17.240
6	22.911	36.412	30.910	21.465	1'51.698P	222,2	15:16'08.938
7	13.145	34.335	31.324	22.167	1'40.971	230,8	15:17'49.909
8	13.079	34.773	29.402	21.648	1'38.902	231,3	15:19'28.811
9	13.023	33.871	29.346	21.237	1'37.477	231,3	15:21'06.288
10	12.915	<b>33.509</b>	<b>29.068</b>	21.193	<b>1'36.685</b>	232,3	15:22'42.973
11	12.933	33.750	29.403	21.501	1'37.587	231,3	15:24'20.560
12	12.843	33.654	30.949	2'38.830	3'56.276P	232,3	15:28'16.836
13	22.528	37.219	30.477	21.680	1'51.904P	204,2	15:30'08.740
14	13.263	34.282	29.571	21.850	1'38.966	231,3	15:31'47.706
15	12.882	33.839	29.475	21.533	1'37.729	231,8	15:33'25.435
16	12.870	33.743	29.596	21.348	1'37.557	232,8	15:35'02.992
17	<b>12.789</b>	34.032	29.239	21.349	1'37.409	231,3	15:36'40.401
18	12.815	33.788	29.512	21.333	1'37.448	231,8	15:38'17.849
19	12.928	34.069	29.285	21.246	1'37.528	231,8	15:39'55.377
20	12.994	33.868	29.238	21.336	1'37.436	232,8	15:41'32.813
21	12.888	33.827	29.300	21.224	1'37.239	232,3	15:43'10.052
22	12.866	33.708	29.200	4'48.710	6'04.484P	231,8	15:49'14.536
23	18.917	35.470	29.797	21.344	1'45.528P	222,7	15:51'00.064
24	12.933	33.742	36.832	37.193	2'00.700	230,8	15:53'00.764
25	35.894	1'03.631	29.882	21.435	2'30.842	80,9	15:55'31.606
26	12.841	33.691	29.558	21.294	1'37.384	232,3	15:57'08.990
27	12.894	34.250	29.318	21.434	1'37.896	231,8	15:58'46.886
28	12.876	33.575	29.078	<b>21.164</b>	1'36.693	<b>233,3</b>	16:00'23.579





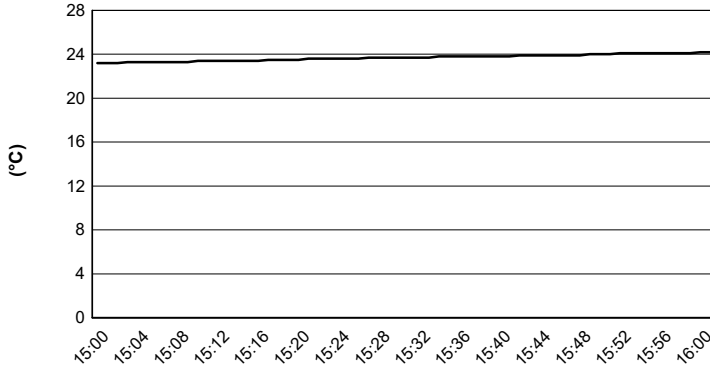
Vallelunga 4.085 m

ACI Racing Weekend Vallelunga, 21-22 Settembre 2024

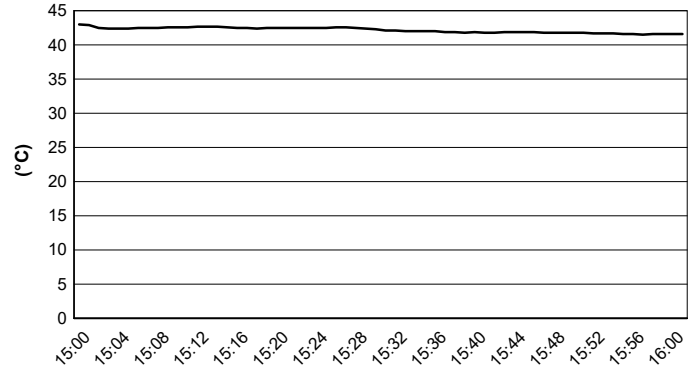
Porsche Carrera Cup Italia - Meteo Prove Libere

Session started 15:00 - Session ended 16:01

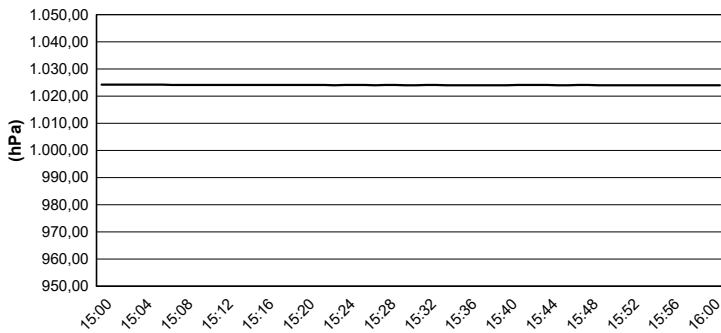
Air Temperature



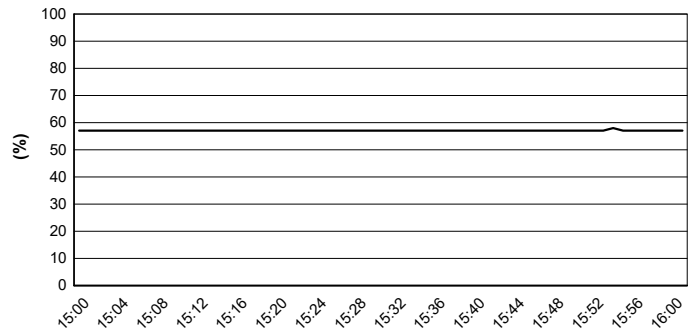
Track Temperature



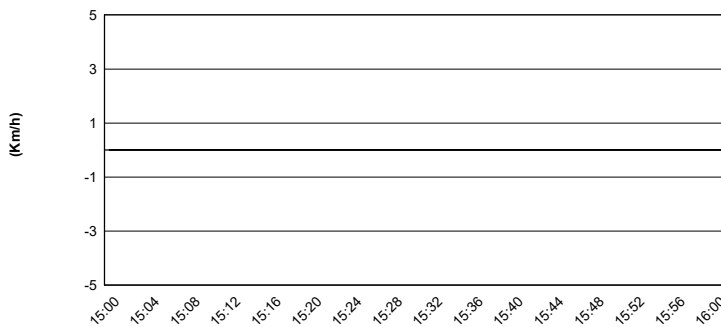
Air Pressure



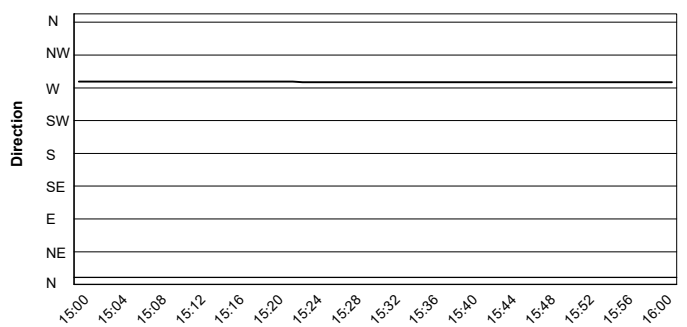
Humidity



Wind Speed



Wind Direction



20/09/2024

