

ACI Racing Weekend Mugello, 13-14 Luglio 2024

Porsche Carrera Cup Italia - Classifica Prove Libere

Aut.Int. Mugello 5.245 m

1 / 3

Num.	Conduuttore	Naz	Concorrente	Team	Auto	Classe	Tempo	Dist.	Rel.	Giri
1	1 TEN VOORDE Larry	NLD	Enrico Fulgenzi Racing	Enrico Fulgenzi Racing	Porsche 911 GT3 CUP 992		1'50.997			22
2	8 MASTERS Keagan	ZAF	Ombra Racing	Team Q8 Hi-Perform	Porsche 911 GT3 CUP 992		1'51.274	0.277	0.277	25
3	26 KLEIN Marvin	FRA	Target Competition	Target Competition	Porsche 911 GT3 CUP 992		1'51.276	0.279	0.002	19
4	12 ZENDELI Lirim	DEU	Ombra Racing	Ombra Racing	Porsche 911 GT3 CUP 992	R	1'51.281	0.284	0.005	25
5	17 SCHURING Flynt	NLD	Enrico Fulgenzi Racing	Enrico Fulgenzi Racing	Porsche 911 GT3 CUP 992		1'51.376	0.379	0.095	22
6	15 FESTANTE Aldo	ITA	Dinamic Motorsport	Dinamic Motorsport	Porsche 911 GT3 CUP 992		1'51.418	0.421	0.042	20
7	38 IAQUINTA Simone	ITA	Prima Ghinzani Motorsport	Prima Ghinzani Motorsport	Porsche 911 GT3 CUP 992		1'51.421	0.424	0.003	21
8	22 VAN SOELEN Senna	NLD	Target Competition	Target Competition	Porsche 911 GT3 CUP 992	R	1'51.476	0.479	0.055	20
9	40 STIAK Janne	DEU	Target Competition	Target Competition	Porsche 911 GT3 CUP 992		1'51.508	0.511	0.032	19
10	28 BRASCHI Francesco	ITA	Dinamic Motorsport	Dinamic Motorsport	Porsche 911 GT3 CUP 992	R	1'51.591	0.594	0.083	17
11	25 GREGOR Daniel	DEU	The Driving Experiences	The Driving Experiences	Porsche 911 GT3 CUP 992	R	1'51.736	0.739	0.145	19
12	14 GIACON Steven	ITA	Scuderia Villorba Corse	Scuderia Villorba Corse	Porsche 911 GT3 CUP 992	R	1'51.756	0.759	0.020	21
13	46 PUJATTI Nicholas	ITA	Scuderia Villorba Corse	Scuderia Villorba Corse	Porsche 911 GT3 CUP 992	R	1'51.989	0.992	0.233	15
14	32 QUARESMINI Gianmarco	ITA	Tsunami RT	Tsunami RT	Porsche 911 GT3 CUP 992		1'52.095	1.098	0.106	10
15	3 CERQUI Alberto	ITA	BeDriver	BeDriver	Porsche 911 GT3 CUP 992		1'52.096	1.099	0.001	14
16	21 BERTONELLI Diego	ITA	The Driving Experiences	The Driving Experiences	Porsche 911 GT3 CUP 992		1'52.124	1.127	0.028	19
17	10 ARMANNI Pietro	ITA	Prima Ghinzani Motorsport	Prima Ghinzani Motorsport	Porsche 911 GT3 CUP 992		1'52.583	1.586	0.459	18
18	7 HALL Bayley	AUS	BeDriver	BeDriver	Porsche 911 GT3 CUP 992		1'52.616	1.619	0.033	25
19	33 FELBERMAYR Horst Felix	AUT	The Driving Experiences	The Driving Experiences	Porsche 911 GT3 CUP 992		1'52.782	1.785	0.166	19
20	11 GRAY Oliver	GBR	Ombra Racing	Ombra Racing	Porsche 911 GT3 CUP 992	R	1'52.796	1.799	0.014	25
21	51 GNEMMI Paolo	ITA	Ebimotors	Ebimotors	Porsche 911 GT3 CUP 992	MC	1'53.342	2.345	0.546	22
22	67 DE GIACOMI Alex	ITA	Tsunami RT	Tsunami RT	Porsche 911 GT3 CUP 992	MC	1'53.388	2.391	0.046	19
23	19 IMPERATO Anthony	USA	Ombra Racing	Ombra Racing	Porsche 911 GT3 CUP 992		1'53.408	2.411	0.020	19
24	56 BRUSA Cesare	ITA	Prima Ghinzani Motorsport	Prima Ghinzani Motorsport	Porsche 911 GT3 CUP 992	MC	1'53.414	2.417	0.006	17
25	52 DE AMICIS Alberto	ITA	Ebimotors	Ebimotors	Porsche 911 GT3 CUP 992	MC	1'53.507	2.510	0.093	21
26	24 FANT Filippo	ITA	Team Malucelli	Team Malucelli	Porsche 911 GT3 CUP 992	R	1'53.546	2.549	0.039	28
27	54 STEFANELLI Stefano	ITA	Team Malucelli	Team Malucelli	Porsche 911 GT3 CUP 992	MC	1'53.575	2.578	0.029	24
28	44 OLIVIERI Flavio	ITA	Raptor Engineering	Raptor Engineering	Porsche 911 GT3 CUP 992	R	1'53.658	2.661	0.083	19
29	70 GIORGI Gianluca	ITA	BeDriver	BeDriver	Porsche 911 GT3 CUP 992	MC	1'53.794	2.797	0.136	18
30	50 FENICI Francesco Maria	ITA	Raptor Engineering	Raptor Engineering	Porsche 911 GT3 CUP 992	MC	1'54.198	3.201	0.404	23
31	60 GALASSI Marco	SMR	Team Malucelli	Team Malucelli	Porsche 911 GT3 CUP 992	MC	1'54.730	3.733	0.532	22
32	55 BARBERINI Cosimo	ITA	Prima Ghinzani Motorsport	Prima Ghinzani Motorsport	Porsche 911 GT3 CUP 992	MC	1'54.748	3.751	0.018	18
33	99 CHIRIGUT Horia-Traian	ROU	Scuderia Villorba Corse	Scuderia Villorba Corse	Porsche 911 GT3 CUP 992	MC	1'55.575	4.578	0.827	18

Umidità	40%	ARIA	32°C
Condizioni	DRY	Pista	55°C

Direttore di Gara : Antonio Canu

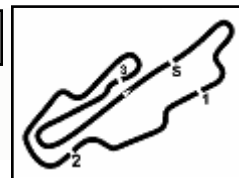
Direttore di Prova : Massimiliano Ghinassi

12/07/2024 Inizio 15:02 Fine 16:03

Esposta alle:

Powered by FICr PERUGIA TIMING





ACI Racing Weekend Mugello, 13-14 Luglio 2024

Porsche Carrera Cup Italia - Classifica Prove Libere

Penalty and Infringement

15.08	14	S. GIACON	#14 Time Deleted (2'10.576) - Exceeded Track Limits T15
15.08	99	H. CHIRIGUT	#99 Time Deleted (2'03.433) - Exceeded Track Limits T15
15.08	17	F. SCHURING	#17 Time Deleted (1'57.611) - Exceeded Track Limits T15
15.09	12	L. ZENDELI	#12 Time Deleted (2'06.959) - Exceeded Track Limits T15
15.09	19	A. IMPERATO	#19 Time Deleted (2'28.941) - Exceeded Track Limits T15
15.09	24	F. FANT	#24 Time Deleted (1'57.102) - Exceeded Track Limits T15
15.09	46	N. PUJATTI	#46 Time Deleted (1'55.816) - Exceeded Track Limits T4
15.10	33	H. FELBERMAYR	#33 Time Deleted (1'55.275) - Exceeded Track Limits T4
15.10	54	S. STEFANELLI	#54 Time Deleted (2'02.476) - Exceeded Track Limits T15
15.10	7	B. HALL	#7 Time Deleted (2'01.778) - Exceeded Track Limits T13
15.11	51	P. GNEMMI	#51 Time Deleted (1'59.919) - Exceeded Track Limits T15
15.11	1	L. TEN VOORDE	#1 Time Deleted (1'53.036) - Exceeded Track Limits T4
15.12	26	M. KLEIN	#26 Time Deleted (1'52.784) - Exceeded Track Limits T4
15.12	8	K. MASTERS	#8 Time Deleted (1'53.106) - Exceeded Track Limits T15
15.13	15	A. FESTANTE	#15 Time Deleted (1'57.380) - Exceeded Track Limits T15
15.14	56	C. BRUSA	#56 Time Deleted (1'53.805) - Exceeded Track Limits T13
15.14	46	N. PUJATTI	#46 Time Deleted (1'53.457) - Exceeded Track Limits T15
15.15	33	H. FELBERMAYR	#33 Time Deleted (1'53.578) - Exceeded Track Limits T15
15.15	28	F. BRASCHI	#28 Time Deleted (1'52.500) - Exceeded Track Limits T4
15.17	28	F. BRASCHI	#28 Time Deleted (1'52.500) - Exceeded Track Limits T15
15.17	7	B. HALL	#7 Time Deleted (2'07.124) - Exceeded Track Limits T15
15.17	25	D. GREGOR	#25 Time Deleted (1'53.454) - Exceeded Track Limits T15
15.17	12	L. ZENDELI	#12 Time Deleted (1'52.946) - Exceeded Track Limits T15
15.19	21	D. BERTONELLI	#21 Time Deleted (1'53.799) - Exceeded Track Limits T4
15.19	10	P. ARMANNI	#10 Time Deleted (1'53.776) - Exceeded Track Limits T4
15.20	52	A. DE AMICIS	#52 Time Deleted (1'56.757) - Exceeded Track Limits T13
15.20	22	S. VAN SOELEN	#22 Time Deleted (2'14.571) - Exceeded Track Limits T4
15.22	54	S. STEFANELLI	#54 Time Deleted (1'54.259) - Exceeded Track Limits T15
15.22	14	S. GIACON	#14 Time Deleted (1'53.482) - Exceeded Track Limits T15
15.22	51	P. GNEMMI	#51 Time Deleted (1'54.461) - Exceeded Track Limits T15
15.22	17	F. SCHURING	#17 Time Deleted (1'53.944) - Exceeded Track Limits T13
15.23	11	O. GRAY	#11 Time Deleted (1'52.892) - Exceeded Track Limits T13
15.24	40	J. STIAK	#40 Time Deleted (12'18.349) - Exceeded Track Limits T4
15.25	70	G. GIORGI	#70 Time Deleted (1'54.711) - Exceeded Track Limits T13
15.25	7	B. HALL	#7 Time Deleted (1'55.070) - Exceeded Track Limits T4
15.26	54	S. STEFANELLI	#54 Time Deleted (1'54.621) - Exceeded Track Limits T15
15.28			FCY
15.31			Fine FCY - Green Flag
15.38	22	S. VAN SOELEN	#22 Time Deleted (5'17.191) - Exceeded Track Limits T4
15.38	50	F. FENICI	#50 Time Deleted (1'55.541) - Exceeded Track Limits T4
15.38	28	F. BRASCHI	#28 Time Deleted (1'56.013) - Exceeded Track Limits T5
15.39	19	A. IMPERATO	#19 Time Deleted (5'16.527) - Exceeded Track Limits T4
15.39	12	L. ZENDELI	#12 Time Deleted (1'50.953) - Exceeded Track Limits T15
15.40	21	D. BERTONELLI	#21 Time Deleted (1'52.098) - Exceeded Track Limits T5
15.41	28	F. BRASCHI	#28 Black Flag
15.44	11	O. GRAY	#11 Time Deleted (1'51.949) - Exceeded Track Limits T15
15.46	19	A. IMPERATO	#19 Time Deleted (1'54.824) - Exceeded Track Limits T4
15.48	99	H. CHIRIGUT	#99 Time Deleted (4'11.434) - Exceeded Track Limits T13
15.48	46	N. PUJATTI	#46 Time Deleted (1'58.632) - Exceeded Track Limits T15
15.50	8	K. MASTERS	#8 Time Deleted (1'57.731) - Exceeded Track Limits T15
15.50	70	G. GIORGI	#70 Time Deleted (1'53.759) - Exceeded Track Limits T4
15.50	8	K. MASTERS	#8 Time Deleted (1'51.657) - Exceeded Track Limits T4
15.50	19	A. IMPERATO	#19 Time Deleted (1'55.145) - Exceeded Track Limits T4
15.51	46	N. PUJATTI	#46 Black Flag
15.52	26	M. KLEIN	#26 Time Deleted (2'00.852) - Exceeded Track Limits T4
15.53	44	F. OLIVIERI	#44 Time Deleted (2'02.655) - Exceeded Track Limits T15
15.54	55	C. BARBERINI	#55 Time Deleted (2'12.300) - Exceeded Track Limits T15
15.56	11	O. GRAY	#11 Time Deleted (1'52.666) - Exceeded Track Limits T4
15.57	38	S. IAQUINTA	#38 Time Deleted (2'05.855) - Exceeded Track Limits T13
15.57	3	A. CERQUI	#3 Time Deleted (1'52.691) - Exceeded Track Limits T15

Direttore di Gara : Antonio Canu

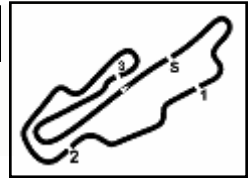
Direttore di Prova : Massimiliano Ghinassi

12/07/2024 Inizio 15:02 Fine 16:03

Esposta alle:

Powered by FICr PERUGIA TIMING





15.58	56	C. BRUSA	#56 Current Lap Deleted - Exceeded Track Limits T5
15.58	19	A. IMPERATO	#19 Time Deleted (1'55.708) - Exceeded Track Limits T15
15.59	55	C. BARBERINI	#55 Time Deleted (1'55.372) - Exceeded Track Limits T15
16.00	21	D. BERTONELLI	#21 Time Deleted (2'03.349) - Exceeded Track Limits T15
16.01	8	K. MASTERS	#8 Time Deleted (1'51.882) - Exceeded Track Limits T15

Fastest Laps Sequence

Num.	Concorrente	Naz	Team	Auto	Local Time	Tempo	Dist.	Media
52	A. DE AMICIS	ITA	Ebimotors	Porsche 911 GT3 CUP 992	15:06'54.866	1'57.499		160,699
52	A. DE AMICIS	ITA	Ebimotors	Porsche 911 GT3 CUP 992	15:08'50.356	1'55.490	-2.009	163,495
14	S. GIACON	ITA	Scuderia Villorba Corse	Porsche 911 GT3 CUP 992	15:09'02.706	1'55.336	-0.154	163,713
1	L. TEN VOORDE	NLD	Enrico Fulgenzi Racing	Porsche 911 GT3 CUP 992	15:09'16.538	1'53.866	-1.470	165,826
12	L. ZENDELI	DEU	Ombra Racing	Porsche 911 GT3 CUP 992	15:10'09.823	1'53.800	-0.066	165,923
1	L. TEN VOORDE	NLD	Enrico Fulgenzi Racing	Porsche 911 GT3 CUP 992	15:11'09.636	1'53.098	-0.702	166,953
12	L. ZENDELI	DEU	Ombra Racing	Porsche 911 GT3 CUP 992	15:13'55.814	1'52.728	-0.370	167,501
32	G. QUARESMINI	ITA	Tsunami RT	Porsche 911 GT3 CUP 992	15:15'10.950	1'52.692	-0.036	167,554
26	M. KLEIN	FRA	Target Competition	Porsche 911 GT3 CUP 992	15:15'39.818	1'52.529	-0.163	167,797
32	G. QUARESMINI	ITA	Tsunami RT	Porsche 911 GT3 CUP 992	15:26'08.431	1'52.095	-0.434	168,446
28	F. BRASCHI	ITA	Dinamic Motorsport	Porsche 911 GT3 CUP 992	15:35'34.882	1'51.994	-0.101	168,598
25	D. GREGOR	DEU	The Driving Experiences	Porsche 911 GT3 CUP 992	15:37'55.616	1'51.796	-0.198	168,897
40	J. STIAK	DEU	Target Competition	Porsche 911 GT3 CUP 992	15:41'28.380	1'51.508	-0.288	169,333
12	L. ZENDELI	DEU	Ombra Racing	Porsche 911 GT3 CUP 992	15:41'30.251	1'51.281	-0.227	169,679
26	M. KLEIN	FRA	Target Competition	Porsche 911 GT3 CUP 992	15:48'31.097	1'51.276	-0.005	169,686
1	L. TEN VOORDE	NLD	Enrico Fulgenzi Racing	Porsche 911 GT3 CUP 992	15:50'30.202	1'50.997	-0.279	170,113

Direttore di Gara : Antonio Canu

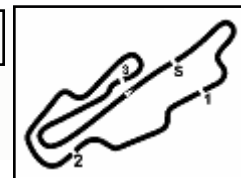
Direttore di Prova : Massimiliano Ghinassi

12/07/2024 Inizio 15:02 Fine 16:03

Esposta alle:

Powered by FICr PERUGIA TIMING





ACI Racing Weekend Mugello, 13-14 Luglio 2024
Porsche Carrera Cup Italia - Classifica di Classe Prove Libere

Michelin Cup

Num. Conduttore	Naz	Concorrente	Team	Auto	Tempo	Dist.	Rel.	Giri	
1	51	GNEMMI Paolo	ITA	Ebimotors	Ebimotors	Porsche 911 GT3 CUP 992	1'53.342		22
2	67	DE GIACOMI Alex	ITA	Tsunami RT	Tsunami RT	Porsche 911 GT3 CUP 992	1'53.388	0.046	0.046 19
3	56	BRUSA Cesare	ITA	Prima Ghinzani Motorsport	Prima Ghinzani Motorsport	Porsche 911 GT3 CUP 992	1'53.414	0.072	0.026 17
4	52	DE AMICIS Alberto	ITA	Ebimotors	Ebimotors	Porsche 911 GT3 CUP 992	1'53.507	0.165	0.093 21
5	54	STEFANELLI Stefano	ITA	Team Malucelli	Team Malucelli	Porsche 911 GT3 CUP 992	1'53.575	0.233	0.068 24
6	70	GIORGI Gianluca	ITA	BeDriver	BeDriver	Porsche 911 GT3 CUP 992	1'53.794	0.452	0.219 18
7	50	FENICI Francesco Maria	ITA	Raptor Engineering	Raptor Engineering	Porsche 911 GT3 CUP 992	1'54.198	0.856	0.404 23
8	60	GALASSI Marco	SMR	Team Malucelli	Team Malucelli	Porsche 911 GT3 CUP 992	1'54.730	1.388	0.532 22
9	55	BARBERINI Cosimo	ITA	Prima Ghinzani Motorsport	Prima Ghinzani Motorsport	Porsche 911 GT3 CUP 992	1'54.748	1.406	0.018 18
10	99	CHIRIGUT Horia-Traian	ROU	Scuderia Villorba Corse	Scuderia Villorba Corse	Porsche 911 GT3 CUP 992	1'55.575	2.233	0.827 18

Rookie

Num. Conduttore	Naz	Concorrente	Team	Auto	Tempo	Dist.	Rel.	Giri	
1	12	ZENDELI Lirim	DEU	Ombra Racing	Ombra Racing	Porsche 911 GT3 CUP 992	1'51.281		25
2	22	VAN SOELEN Senna	NLD	Target Competition	Target Competition	Porsche 911 GT3 CUP 992	1'51.476	0.195	0.115 17
3	28	BRASCHI Francesco	ITA	Dinamic Motorsport	Dinamic Motorsport	Porsche 911 GT3 CUP 992	1'51.591	0.115	0.145 19
4	25	GREGOR Daniel	DEU	The Driving Experiences	The Driving Experiences	Porsche 911 GT3 CUP 992	1'51.736	0.145	0.020 21
5	14	GIACON Steven	ITA	Scuderia Villorba Corse	Scuderia Villorba Corse	Porsche 911 GT3 CUP 992	1'51.756	0.020	0.233 15
6	46	PUJATTI Nicholas	ITA	Scuderia Villorba Corse	Scuderia Villorba Corse	Porsche 911 GT3 CUP 992	1'51.989	0.233	0.807 25
7	11	GRAY Oliver	GBR	Ombra Racing	Ombra Racing	Porsche 911 GT3 CUP 992	1'52.796	0.807	0.204 0.750 28
8	24	FANT Filippo	ITA	Team Malucelli	Team Malucelli	Porsche 911 GT3 CUP 992	1'53.546	0.204	0.112 19
9	44	OLIVIERI Flavio	ITA	Raptor Engineering	Raptor Engineering	Porsche 911 GT3 CUP 992	1'53.658	0.316	

Umidità	40%	ARIA	32°C
Condizioni	DRY	Pista	55°C

Direttore di Gara : Antonio Canu

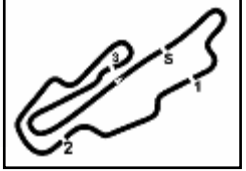
Direttore di Prova : Massimiliano Ghinassi

12/07/2024 Inizio 15:02 Fine 16:03

Esposta alle:

Powered by FICr PERUGIA TIMING





MIGLIOR GIRO

1	1 TEN VOORDE Larry	Porsche 911 GT3 CUP 992	1'50.997
2	8 MASTERS Keagan	Porsche 911 GT3 CUP 992	1'51.274
3	26 KLEIN Marvin	Porsche 911 GT3 CUP 992	1'51.276
4	12 ZENDELI Lirim	Porsche 911 GT3 CUP 992	1'51.281
5	17 SCHURING Flynt	Porsche 911 GT3 CUP 992	1'51.376
6	15 FESTANTE Aldo	Porsche 911 GT3 CUP 992	1'51.418
7	38 IAQUINTA Simone	Porsche 911 GT3 CUP 992	1'51.421
8	22 VAN SOELEN Senna	Porsche 911 GT3 CUP 992	1'51.476
9	40 STIAK Janne	Porsche 911 GT3 CUP 992	1'51.508
10	28 BRASCHI Francesco	Porsche 911 GT3 CUP 992	1'51.591
11	25 GREGOR Daniel	Porsche 911 GT3 CUP 992	1'51.736
12	14 GIACON Steven	Porsche 911 GT3 CUP 992	1'51.756
13	46 PUJATTI Nicholas	Porsche 911 GT3 CUP 992	1'51.989
14	32 QUARESMINI Gianmarco	Porsche 911 GT3 CUP 992	1'52.095
15	3 CERQUI Alberto	Porsche 911 GT3 CUP 992	1'52.096
16	21 BERTONELLI Diego	Porsche 911 GT3 CUP 992	1'52.124
17	10 ARMANNI Pietro	Porsche 911 GT3 CUP 992	1'52.583
18	7 HALL Bayley	Porsche 911 GT3 CUP 992	1'52.616
19	33 FELBERMAYR Horst Felix	Porsche 911 GT3 CUP 992	1'52.782
20	11 GRAY Oliver	Porsche 911 GT3 CUP 992	1'52.796
21	51 GNEMMI Paolo	Porsche 911 GT3 CUP 992	1'53.342
22	67 DE GIACOMI Alex	Porsche 911 GT3 CUP 992	1'53.388
23	19 IMPERATO Anthony	Porsche 911 GT3 CUP 992	1'53.408
24	56 BRUSA Cesare	Porsche 911 GT3 CUP 992	1'53.414
25	52 DE AMICIS Alberto	Porsche 911 GT3 CUP 992	1'53.507
26	24 FANT Filippo	Porsche 911 GT3 CUP 992	1'53.546
27	54 STEFANELLI Stefano	Porsche 911 GT3 CUP 992	1'53.575
28	44 OLIVIERI Flavio	Porsche 911 GT3 CUP 992	1'53.658
29	70 GIORGI Gianluca	Porsche 911 GT3 CUP 992	1'53.794
30	50 FENICI Francesco Maria	Porsche 911 GT3 CUP 992	1'54.198
31	60 GALASSI Marco	Porsche 911 GT3 CUP 992	1'54.730
32	55 BARBERINI Cosimo	Porsche 911 GT3 CUP 992	1'54.748
33	99 CHIRIGUT Horia-Traian	Porsche 911 GT3 CUP 992	1'55.575

SPEED

1	40 STIAK Janne	Porsche 911 GT3 CUP 992	264,1
2	10 ARMANNI Pietro	Porsche 911 GT3 CUP 992	262,8
3	44 OLIVIERI Flavio	Porsche 911 GT3 CUP 992	262,8
4	26 KLEIN Marvin	Porsche 911 GT3 CUP 992	262,8
5	22 VAN SOELEN Senna	Porsche 911 GT3 CUP 992	262,8
6	21 BERTONELLI Diego	Porsche 911 GT3 CUP 992	262,8
7	33 FELBERMAYR Horst Felix	Porsche 911 GT3 CUP 992	262,8
8	19 IMPERATO Anthony	Porsche 911 GT3 CUP 992	262,1
9	15 FESTANTE Aldo	Porsche 911 GT3 CUP 992	262,1
10	70 GIORGI Gianluca	Porsche 911 GT3 CUP 992	262,1
11	11 GRAY Oliver	Porsche 911 GT3 CUP 992	262,1
12	56 BRUSA Cesare	Porsche 911 GT3 CUP 992	261,5
13	38 IAQUINTA Simone	Porsche 911 GT3 CUP 992	261,5
14	52 DE AMICIS Alberto	Porsche 911 GT3 CUP 992	261,5
15	14 GIACON Steven	Porsche 911 GT3 CUP 992	261,5
16	55 BARBERINI Cosimo	Porsche 911 GT3 CUP 992	260,9
17	46 PUJATTI Nicholas	Porsche 911 GT3 CUP 992	260,9
18	17 SCHURING Flynt	Porsche 911 GT3 CUP 992	260,9
19	51 GNEMMI Paolo	Porsche 911 GT3 CUP 992	260,9
20	3 CERQUI Alberto	Porsche 911 GT3 CUP 992	260,9
21	8 MASTERS Keagan	Porsche 911 GT3 CUP 992	260,9
22	1 TEN VOORDE Larry	Porsche 911 GT3 CUP 992	260,9
23	25 GREGOR Daniel	Porsche 911 GT3 CUP 992	260,2
24	12 ZENDELI Lirim	Porsche 911 GT3 CUP 992	260,2
25	7 HALL Bayley	Porsche 911 GT3 CUP 992	260,2
26	28 BRASCHI Francesco	Porsche 911 GT3 CUP 992	260,2
27	32 QUARESMINI Gianmarco	Porsche 911 GT3 CUP 992	259,6
28	24 FANT Filippo	Porsche 911 GT3 CUP 992	259,6
29	67 DE GIACOMI Alex	Porsche 911 GT3 CUP 992	259,6
30	99 CHIRIGUT Horia-Traian	Porsche 911 GT3 CUP 992	259,0
31	54 STEFANELLI Stefano	Porsche 911 GT3 CUP 992	259,0
32	50 FENICI Francesco Maria	Porsche 911 GT3 CUP 992	257,8
33	60 GALASSI Marco	Porsche 911 GT3 CUP 992	257,8

SEG. 1

1	26 KLEIN Marvin	26.680
2	1 TEN VOORDE Larry	26.705
3	25 GREGOR Daniel	26.732
4	38 IAQUINTA Simone	26.757
5	22 VAN SOELEN Senna	26.806
6	12 ZENDELI Lirim	26.809
7	17 SCHURING Flynt	26.818
8	40 STIAK Janne	26.844
9	8 MASTERS Keagan	26.861
10	11 GRAY Oliver	26.881
11	21 BERTONELLI Diego	26.884
12	28 BRASCHI Francesco	26.895
13	15 FESTANTE Aldo	26.907
14	14 GIACON Steven	26.913
15	10 ARMANNI Pietro	26.918
16	32 QUARESMINI Gianmarco	26.927
17	56 BRUSA Cesare	26.957
18	3 CERQUI Alberto	26.959
19	46 PUJATTI Nicholas	26.966
20	33 FELBERMAYR Horst Feli	26.988
21	52 DE AMICIS Alberto	26.999
22	7 HALL Bayley	27.114
23	19 IMPERATO Anthony	27.170
24	54 STEFANELLI Stefano	27.172
25	51 GNEMMI Paolo	27.210
26	24 FANT Filippo	27.235
27	67 DE GIACOMI Alex	27.244
28	70 GIORGI Gianluca	27.300
29	44 OLIVIERI Flavio	27.313
30	50 FENICI Francesco Maria	27.392
31	55 BARBERINI Cosimo	27.432
32	60 GALASSI Marco	27.527
33	99 CHIRIGUT Horia-Traian	27.554

SEG. 2

1	8 MASTERS Keagan	22.365
2	11 GRAY Oliver	22.369
3	12 ZENDELI Lirim	22.388
4	22 VAN SOELEN Senna	22.389
5	1 TEN VOORDE Larry	22.427
6	28 BRASCHI Francesco	22.438
7	15 FESTANTE Aldo	22.439
8	17 SCHURING Flynt	22.445
9	21 BERTONELLI Diego	22.487
10	26 KLEIN Marvin	22.509
11	33 FELBERMAYR Horst Feli	22.547
12	14 GIACON Steven	22.549
13	38 IAQUINTA Simone	22.558
14	25 GREGOR Daniel	22.582
15	40 STIAK Janne	22.608
16	46 PUJATTI Nicholas	22.608
17	32 QUARESMINI Gianmarco	22.610
18	3 CERQUI Alberto	22.666
19	7 HALL Bayley	22.705
20	10 ARMANNI Pietro	22.714
21	54 STEFANELLI Stefano	22.882
22	56 BRUSA Cesare	22.887
23	19 IMPERATO Anthony	23.016
24	44 OLIVIERI Flavio	23.043
25	52 DE AMICIS Alberto	23.044
26	24 FANT Filippo	23.061
27	67 DE GIACOMI Alex	23.074
28	70 GIORGI Gianluca	23.110
29	51 GNEMMI Paolo	23.117
30	50 FENICI Francesco Maria	23.220
31	60 GALASSI Marco	23.507
32	55 BARBERINI Cosimo	23.567
33	99 CHIRIGUT Horia-Traian	23.873

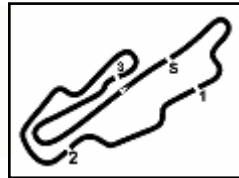
SEG. 3

1	1 TEN VOORDE Larry	34.944
2	12 ZENDELI Lirim	35.076
3	11 GRAY Oliver	35.222
4	22 VAN SOELEN Senna	35.250
5	17 SCHURING Flynt	35.264
6	25 GREGOR Daniel	35.292
7	38 IAQUINTA Simone	35.326
8	28 BRASCHI Francesco	35.330
9	14 GIACON Steven	35.333
10	40 STIAK Janne	35.338
11	8 MASTERS Keagan	35.350
12	26 KLEIN Marvin	35.371
13	15 FESTANTE Aldo	35.376
14	46 PUJATTI Nicholas	35.445
15	7 HALL Bayley	35.564
16	32 QUARESMINI Gianmarco	35.567
17	3 CERQUI Alberto	35.603
18	21 BERTONELLI Diego	35.756
19	33 FELBERMAYR Horst Feli	35.839
20	24 FANT Filippo	35.856
21	67 DE GIACOMI Alex	35.898
22	19 IMPERATO Anthony	35.940
23	10 ARMANNI Pietro	35.946
24	44 OLIVIERI Flavio	35.965
25	50 FENICI Francesco Maria	35.981
26	54 STEFANELLI Stefano	36.120
27	56 BRUSA Cesare	36.125
28	60 GALASSI Marco	36.141
29	51 GNEMMI Paolo	36.204
30	52 DE AMICIS Alberto	36.212
31	70 GIORGI Gianluca	36.261
32	55 BARBERINI Cosimo	36.561
33	99 CHIRIGUT Horia-Traian	36.881

SEG. 4

1	32 QUARESMINI Gianmarco	26.637
2	1 TEN VOORDE Larry	26.652
3	38 IAQUINTA Simone	26.653
4	15 FESTANTE Aldo	26.666
5	8 MASTERS Keagan	26.698
6	21 BERTONELLI Diego	26.703
7	14 GIACON Steven	26.708
8	26 KLEIN Marvin	26.716
9	40 STIAK Janne	26.718
10	10 ARMANNI Pietro	26.746
11	46 PUJATTI Nicholas	26.761
12	17 SCHURING Flynt	26.761
13	12 ZENDELI Lirim	26.763
14	28 BRASCHI Francesco	26.766
15	11 GRAY Oliver	26.777
16	51 GNEMMI Paolo	26.789
17	22 VAN SOELEN Senna	26.827
18	3 CERQUI Alberto	26.829
19	25 GREGOR Daniel	26.864
20	7 HALL Bayley	26.900
21	24 FANT Filippo	26.904
22	19 IMPERATO Anthony	26.908
23	33 FELBERMAYR Horst Feli	26.912
24	56 BRUSA Cesare	26.952
25	55 BARBERINI Cosimo	26.969
26	52 DE AMICIS Alberto	26.988
27	67 DE GIACOMI Alex	27.013
28	70 GIORGI Gianluca	27.029
29	44 OLIVIERI Flavio	27.043
30	50 FENICI Francesco Maria	27.110
31	54 STEFANELLI Stefano	27.117
32	60 GALASSI Marco	27.188
33	99 CHIRIGUT Horia-Traian	27.215





ACI Racing Weekend Mugello, 13-14 Luglio 2024
Porsche Carrera Cup Italia - Ideal Time Prove Libere

Aut.Int. Mugello 5.245 m
1 / 2

Num.	Conditore	Auto	Seg. 1 Diff. 1	Seg. 2 Diff. 2	Seg. 3 Diff. 3	Seg. 4 Diff. 4	Ideal Time Miglior Giro	Pos.	Diff.
1	1 TEN VOORDE L. (NLD)	Porsche 911 GT3 CUP 992	26.705 +0.068	22.427 +0.144	34.944	26.652 +0.057	1'50.728 1'50.997	1	0.269
2	12 ZENDELI L. (DEU)	Porsche 911 GT3 CUP 992	26.809 +0.025	22.388 +0.093	35.076 +0.118	26.763 +0.009	1'51.036 1'51.281	4	0.245
3	11 GRAY O. (GBR)	Porsche 911 GT3 CUP 992	26.881 +0.354	22.369 +0.462	35.222 +0.614	26.777 +0.117	1'51.249 1'52.796	20	1.547
4	22 VAN SOELEN S. (NLD)	Porsche 911 GT3 CUP 992	26.806 +0.051	22.389	35.250	26.827 +0.153	1'51.272 1'51.476	8	0.204
5	8 MASTERS K. (ZAF)	Porsche 911 GT3 CUP 992	26.861	22.365	35.350	26.698	1'51.274 1'51.274	2	
6	26 KLEIN M. (FRA)	Porsche 911 GT3 CUP 992	26.680	22.509	35.371	26.716	1'51.276 1'51.276	3	
7	17 SCHURING F. (NLD)	Porsche 911 GT3 CUP 992	26.818	22.445	35.264 +0.088	26.761	1'51.288 1'51.376	5	0.088
8	38 IAQUINTA S. (ITA)	Porsche 911 GT3 CUP 992	26.757	22.558 +0.119	35.326 +0.008	26.653	1'51.294 1'51.421	7	0.127
9	15 FESTANTE A. (ITA)	Porsche 911 GT3 CUP 992	26.907 +0.020	22.439	35.376	26.666 +0.010	1'51.388 1'51.418	6	0.030
10	28 BRASCHI F. (ITA)	Porsche 911 GT3 CUP 992	26.895 +0.039	22.438 +0.123	35.330	26.766	1'51.429 1'51.591	10	0.162
11	25 GREGOR D. (DEU)	Porsche 911 GT3 CUP 992	26.732	22.582	35.292 +0.146	26.864 +0.120	1'51.470 1'51.736	11	0.266
12	14 GIACON S. (ITA)	Porsche 911 GT3 CUP 992	26.913	22.549	35.333 +0.146	26.708 +0.107	1'51.503 1'51.756	12	0.253
13	40 STIAK J. (DEU)	Porsche 911 GT3 CUP 992	26.844	22.608	35.338	26.718	1'51.508 1'51.508	9	
14	32 QUARESMINI G. (ITA)	Porsche 911 GT3 CUP 992	26.927 +0.111	22.610	35.567 +0.243	26.637	1'51.741 1'52.095	14	0.354
15	46 PUJATTI N. (ITA)	Porsche 911 GT3 CUP 992	26.966 +0.033	22.608 +0.176	35.445	26.761	1'51.780 1'51.989	13	0.209
16	21 BERTONELLI D. (ITA)	Porsche 911 GT3 CUP 992	26.884 +0.235	22.487	35.756	26.703 +0.059	1'51.830 1'52.124	16	0.294
17	3 CERQUI A. (ITA)	Porsche 911 GT3 CUP 992	26.959	22.666 +0.039	35.603	26.829	1'52.057 1'52.096	15	0.039
18	7 HALL B. (AUS)	Porsche 911 GT3 CUP 992	27.114 +0.162	22.705	35.564	26.900 +0.171	1'52.283 1'52.616	18	0.333
19	33 FELBERMAYR H. (AUT)	Porsche 911 GT3 CUP 992	26.988 +0.139	22.547 +0.199	35.839	26.912 +0.158	1'52.286 1'52.782	19	0.496
20	10 ARMANNI P. (ITA)	Porsche 911 GT3 CUP 992	26.918	22.714	35.946 +0.177	26.746 +0.082	1'52.324 1'52.583	17	0.259
21	56 BRUSA C. (ITA)	Porsche 911 GT3 CUP 992	26.957 +0.303	22.887	36.125 +0.190	26.952	1'52.921 1'53.414	24	0.493
22	19 IMPERATO A. (USA)	Porsche 911 GT3 CUP 992	27.170	23.016	35.940 +0.374	26.908	1'53.034 1'53.408	23	0.374
23	24 FANT F. (ITA)	Porsche 911 GT3 CUP 992	27.235	23.061 +0.265	35.856	26.904 +0.225	1'53.056 1'53.546	26	0.490
24	67 DE GIACOMI A. (ITA)	Porsche 911 GT3 CUP 992	27.244 +0.091	23.074 +0.026	35.898 +0.016	27.013 +0.026	1'53.229 1'53.388	22	0.159
25	52 DE AMICIS A. (ITA)	Porsche 911 GT3 CUP 992	26.999 +0.253	23.044 +0.011	36.212	26.988	1'53.243 1'53.507	25	0.264
26	54 STEFANELLI S. (ITA)	Porsche 911 GT3 CUP 992	27.172 +0.084	22.882 +0.122	36.120 +0.078	27.117	1'53.291 1'53.575	27	0.284
27	51 GNEMMI P. (ITA)	Porsche 911 GT3 CUP 992	27.210 +0.019	23.117 +0.003	36.204	26.789	1'53.320 1'53.342	21	0.022
28	44 OLIVIERI F. (ITA)	Porsche 911 GT3 CUP 992	27.313 +0.032	23.043 +0.165	35.965 +0.021	27.043 +0.076	1'53.364 1'53.658	28	0.294
29	70 GIORGI G. (ITA)	Porsche 911 GT3 CUP 992	27.300 +0.049	23.110	36.261	27.029 +0.045	1'53.700 1'53.794	29	0.094
30	50 FENICI F. (ITA)	Porsche 911 GT3 CUP 992	27.392	23.220 +0.208	35.981	27.110 +0.287	1'53.703 1'54.198	30	0.495
31	60 GALASSI M. (SMR)	Porsche 911 GT3 CUP 992	27.527 +0.178	23.507	36.141 +0.029	27.188 +0.160	1'54.363 1'54.730	31	0.367
32	55 BARBERINI C. (ITA)	Porsche 911 GT3 CUP 992	27.432 +0.045	23.567 +0.084	36.561 +0.090	26.969	1'54.529 1'54.748	32	0.219
33	99 CHIRIGUT H. (ROU)	Porsche 911 GT3 CUP 992	27.554	23.873	36.881 +0.052	27.215	1'55.523 1'55.575	33	0.052

12/07/2024

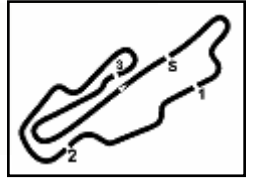
Powered by FICR PERUGIA TIMING



PORSCHE

CARRERA CUP
ITALIA

1.4



ACI Racing Weekend Mugello, 13-14 Luglio 2024
Porsche Carrera Cup Italia - Ideal Time Prove Libere

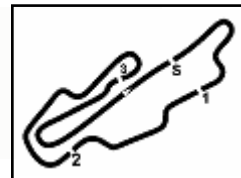
Aut.Int. Mugello 5.245 m
2 / 2

Num. Conduttore	Auto	Seg. 1 Diff. 1	Seg. 2 Diff. 2	Seg. 3 Diff. 3	Seg. 4 Diff. 4	Ideal Time Miglior Giro	Pos.	Diff.
	Ideal Time Assoluto	26.680	22.365	34.944	26.637	1'50.626		



ACI Racing Weekend Mugello, 13-14 Luglio 2024
Porsche Carrera Cup Italia - Analisi Tempi Prove Libere

1.5



Aut.Int. Mugello 5.245 m

1 / 7

1 L. TEN VORDE (1'50.997)

Giro	Seg.1	Seg.2	Seg.3	Seg.4	T. Giro	km/h	Local Time
1							
2	40.070	26.323	38.698	27.917	2'13.008P	128,6	15:05'25.020
3	28.344	25.167	37.054	27.087	1'57.652	251,2	15:07'22.672
4	27.663	23.304	35.906	26.993	1'53.866	258,4	15:09'16.538
5	27.364	22.973	35.924	26.837	1'53.098	258,4	15:11'09.636
6	27.253	22.969	35.989	26.825	1'53.036C	260,2	15:13'02.672
7	27.195	23.093	36.079	27.228	1'53.595	260,9	15:14'56.267
8	27.258				4'01.262P	259,0	15:18'57.529
9	51.714	23.284	35.987	26.925	2'17.910P	168,5	15:21'15.439
10	27.231	22.925	35.843	26.911	1'52.910	257,8	15:23'08.349
11	27.256	22.976	36.072	26.903	1'53.207	258,4	15:25'01.556
12	27.369	23.182	35.932	26.888	1'53.371	259,6	15:26'54.927
13	27.382	23.068	35.285	7'33.361	9'19.096P	260,2	15:36'14.023
14	38.611	23.473	35.857	29.187	2'07.128P	124,3	15:38'21.151
15	27.374	23.114	35.863	4'31.810	5'58.161P	256,5	15:44'19.312
16	44.322	26.807	42.929	28.271	2'22.329P	145,0	15:46'41.641
17	28.526	25.698	36.592	26.748	1'57.564	252,3	15:48'39.205
18	26.773	22.571	34.944	26.709	1'50.997	258,4	15:50'30.202
19	26.705	22.427	35.014	26.924	1'51.070	259,0	15:52'21.272
20	26.894				4'55.073P	257,1	15:57'16.345
21	36.314	23.016	36.593	26.834	2'02.757P	141,7	15:59'19.102
22	26.781	22.476	35.204	26.652	1'51.113	257,8	16:01'10.215
23	26.842	22.568	35.546	26.706	1'51.662	256,5	16:03'01.877

18	27.309	23.128	35.921	26.939	1'53.297	259,6	15:41'13.092
19	27.408				3'53.536P	260,2	15:45'06.628
20	35.642	23.944	37.498	27.491	2'04.575P	169,0	15:47'11.203
21	27.459	23.572	37.647	27.487	1'56.165	258,4	15:49'07.368
22	27.419	22.998	37.752	4'25.853	5'54.022P	260,2	15:55'01.390
23	48.799	25.262	39.222	27.748	2'21.031P	164,4	15:57'22.421
24	27.123	23.067	35.890	26.900	1'52.980	260,2	15:59'15.401
25	27.487	23.491	37.695	27.015	1'55.688	260,2	16:01'11.089
26	27.114	22.909	36.189	28.052	1'54.264	260,2	16:03'05.353

8 K. MASTERS (1'51.274)

Giro	Seg.1	Seg.2	Seg.3	Seg.4	T. Giro	km/h	Local Time
1							
2	44.274	29.428	41.681	30.919	2'26.302P	118,9	15:06'46.766
3	30.017	25.344	37.598	27.137	2'00.096	225,9	15:08'46.862
4	27.513	23.057	36.398	27.283	1'54.251	258,4	15:10'41.113
5	27.311	22.963	35.861	26.971	1'53.106C	259,0	15:12'34.219
6	27.299				3'42.276P	260,2	15:16'16.495
7	40.774	25.131	37.719	27.711	2'11.335P	112,6	15:18'27.830
8	27.233	22.792	35.790	26.806	1'52.621	258,4	15:20'20.451
9	27.159	23.061	36.025	26.862	1'53.107	259,0	15:22'13.558
10	27.281	22.819	36.097	26.811	1'53.008	259,0	15:24'06.566
11	27.283	22.948	36.106	26.918	1'53.255	259,6	15:25'59.821
12	27.311	22.978	35.991	26.878	1'53.158	258,4	15:27'52.979
13	48.392				5'18.310P	133,8	15:33'11.289
14	37.549	24.594	36.702	27.179	2'06.024P	148,1	15:35'17.313
15	27.314	22.962	36.107	26.874	1'53.257	258,4	15:37'10.570
16	27.286	23.096	35.947	26.852	1'53.181	259,0	15:39'03.751
17	27.191	22.935	36.317	26.964	1'53.407	260,2	15:40'57.158
18	28.367				4'37.778P	244,3	15:45'34.936
19	45.646	27.615	41.552	29.633	2'24.446P	111,9	15:47'59.382
20	28.860	23.966	36.918	27.987	1'57.731C	242,2	15:49'57.113
21	26.979	22.546	35.398	26.734	1'51.657C	260,9	15:51'48.770
22	26.861	22.365	35.350	26.698	1'51.274	260,2	15:53'40.044
23	29.811				3'25.932P	237,9	15:57'05.976
24	37.647	23.843	35.854	26.837	2'04.181P	152,5	15:59'10.157
25	26.889	22.622	35.638	26.733	1'51.882C	259,6	16:01'02.039
26	26.990	22.733	36.108	26.895	1'52.726	260,2	16:02'54.765

3 A. CERQUI (1'52.096)

Giro	Seg.1	Seg.2	Seg.3	Seg.4	T. Giro	km/h	Local Time
1							
2	39.107	26.723	38.983	28.711	2'13.524P	145,0	15:33'57.986
3	28.369	23.753	39.305	29.619	2'01.046	252,3	15:35'59.032
4	27.107	22.730	35.737	26.863	1'52.437	257,8	15:37'51.469
5	26.959	22.705	35.603	26.829	1'52.096	259,6	15:39'43.565
6	27.912				4'11.626P	259,0	15:43'55.191
7	34.895	25.062	38.018	27.146	2'05.121P	166,9	15:46'00.312
8	27.049	22.666	36.202	27.690	1'53.607	258,4	15:47'53.919
9	27.083	22.742	36.004	26.845	1'52.674	259,6	15:49'46.593
10	29.364				3'38.101P	260,9	15:53'24.694
11	34.937	23.520	36.247	26.988	2'01.692P	169,8	15:55'26.386
12	27.108	22.958	35.802	26.823	1'52.691C	258,4	15:57'19.077
13	27.030	22.941	36.234	26.913	1'53.118	260,2	15:59'12.195
14	27.475	22.841	36.381	27.072	1'53.769	259,6	16:01'05.964
15	27.215	22.912	37.488	27.457	1'55.072	259,0	16:03'01.036

10 P. ARMANNI (1'52.583)

Giro	Seg.1	Seg.2	Seg.3	Seg.4	T. Giro	km/h	Local Time
1							
2	40.319	26.578	40.823	2'47.795	4'35.515P	138,8	15:08'27.700
3	38.999	25.833	38.686	30.676	2'14.194P	171,7	15:10'41.894
4	27.774	23.026	36.477	26.995	1'54.272	258,4	15:12'36.166
5	27.300	22.937	36.337	26.990	1'53.564	262,8	15:14'29.730
6	27.949	23.019	36.582	26.950	1'54.500	260,9	15:16'24.230
7	27.406	23.098	36.395	26.900	1'53.799	260,2	15:18'18.029
8	27.567	22.973	36.325	26.911	1'53.776C	259,6	15:20'11.805
9	27.658	23.239	36.581	27.022	1'54.500	260,2	15:22'06.305
10	27.717	23.090	36.752	27.079	1'54.638	260,2	15:24'00.943
11	28.420				6'51.842P	259,6	15:30'52.785
12	39.429	23.853	36.928	27.071	2'07.281P	132,5	15:33'00.066
13	27.590	23.027	36.398	7'53.129	9'20.144P	259,6	15:42'20.210
14	45.673	28.174	41.909	28.510	2'24.266P	155,4	15:44'44.476
15	30.319	26.361	39.341	29.502	2'05.523	235,3	15:46'49.999
16	27.229	22.971	35.946	26.746	1'52.892	258,4	15:48'42.891
17	26.918	22.714	36.123	26.828	1'52.583	262,1	15:50'35.474
18	27.112	22.714	36.236	26.837	1'52.899	260,9	15:52'28.373
19	27.007	22.888	36.368	3'34.713	5'14.976P	260,2	15:57'43.349

7 B. HALL (1'52.616)

Giro	Seg.1	Seg.2	Seg.3	Seg.4	T. Giro	km/h	Local Time
1							
2	41.944	32.372	44.083	31.936	2'30.335P	132,8	15:06'29.771
3	29.201	25.845	40.849	28.091	2'03.986	248,3	15:08'33.757
4	28.696	25.564	39.608	27.910	2'01.778C	258,4	15:10'35.535
5	28.077	23.384	36.747	27.653	1'55.861	257,8	15:12'31.396
6	31.630	27.582	41.015	29.697	2'09.924	203,8	15:14'41.320
7	33.958	25.177	40.344	27.645	2'07.124C	205,7	15:16'48.444
8	27.276	22.705	35.564	27.071	1'52.616	258,4	15:18'41.060
9	27.271				3'33.985P	259,6	15:22'15.045
10	37.787	27.402	39.140	27.459	2'11.788P	142,7	15:24'26.833
11	27.748	23.351	36.666	27.305	1'55.070C	255,9	15:26'21.903
12	27.387	22.922	36.266	46.635	2'13.210	257,8	15:28'35.113
13	56.260				3'01.097P	80,4	15:31'36.210
14	35.606	23.893	36.245	27.071	2'02.815P	169,3	15:33'39.025
15	27.459	23.068	35.908	26.946	1'53.381	259,0	15:35'32.406
16	27.595	23.078	36.116	27.011	1'53.800	260,2	15:37'26.206
17	27.382	23.057	36.167	26.983	1'53.589	259,6	15:39'19.795

11 O. GRAY (1'52.796)

Giro	Seg.1	Seg.2	Seg.3	Seg.4	T. Giro	km/h	Local Time
------	-------	-------	-------	-------	---------	------	------------

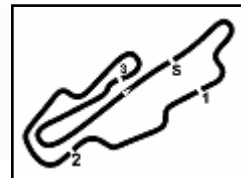
12/07/2024

P = Box In/Out - C = Tempo Invalidato



ACI Racing Weekend Mugello, 13-14 Luglio 2024
Porsche Carrera Cup Italia - Analisi Tempi Prove Libere

1.5



Aut.Int. Mugello 5.245 m

3 / 7

18	26.832	22.514	35.264	26.796	1'51.406	260,9	15:50'31.648	7	27.205				4'04.344P	258,4	15:19'11.443
19	26.818	22.445	35.352	26.761	1'51.376	260,9	15:52'23.024	8	48.428	23.191	35.980	26.972	2'14.571CP	167,4	15:21'26.014
20	27.412				4'54.941P	260,9	15:57'17.965	9	27.219	22.848	36.013	26.965	1'53.045	257,1	15:23'19.059
21	35.998	23.259	36.161	27.017	2'02.435P	146,1	15:59'20.400	10	27.226	22.919	36.228	26.944	1'53.317	257,8	15:25'12.376
22	26.948	22.775	35.692	26.843	1'52.258	259,6	16:01'12.658	11	27.222	22.873	35.933	26.941	1'52.969	259,6	15:27'05.345
23	27.046	22.612	35.700	26.784	1'52.142	259,0	16:03'04.800	12	28.030				4'23.406P	258,4	15:31'28.751

19 A. IMPERATO (1'53.408)

Giro	Seg.1	Seg.2	Seg.3	Seg.4	T. Giro	km/h	Local Time
1							
2	47.986	27.154	40.793	33.008	2'28.941CP	117,4	15:08'17.164
3	28.426	24.495	37.372	27.668	1'57.961	254,1	15:10'15.125
4	27.597	23.483	37.739	27.245	1'56.064	257,1	15:12'11.189
5	27.470	23.397	36.760	27.230	1'54.857	256,5	15:14'06.046
6	27.552	23.420	43.595	8'38.456	10'13.023P	257,8	15:24'19.069
7	43.093	27.589	40.776	31.697	2'23.155P	115,3	15:26'42.224
8	28.837	24.061	47.113	4'30.674	6'10.685P	239,5	15:32'52.909
9	38.217	25.452	36.998	27.543	2'08.210P	135,7	15:35'01.119
10	27.453	23.279	35.940	26.953	1'53.625	256,5	15:36'54.744
11	27.170	23.016	36.314	26.908	1'53.408	257,8	15:38'48.152
12	27.443			3'46.900	5'16.527CP	262,1	15:44'04.679
13	36.860	24.525	36.692	26.990	2'05.067P	145,6	15:46'09.746
14	27.215	23.516	37.064	27.029	1'54.824C	257,8	15:48'04.570
15	27.402	23.371	36.693	27.013	1'54.479	259,6	15:49'59.049
16	27.439	23.302	36.839	27.565	1'55.145C	261,5	15:51'54.194
17	28.094	23.489	36.440	26.958	1'54.981	259,0	15:53'49.175
18	28.017	23.709	37.543	27.285	1'56.554	260,2	15:55'45.729
19	27.604	23.670	37.387	27.047	1'55.708C	261,5	15:57'41.437
20	27.301	23.386	38.950	27.925	1'57.562	260,2	15:59'38.999
21	27.467	23.259	37.364			259,6	

24 F. FANT (1'53.546)

Giro	Seg.1	Seg.2	Seg.3	Seg.4	T. Giro	km/h	Local Time
1							
2	38.249	25.921	39.048	28.694	2'11.912P	157,9	15:05'03.730
3	28.399	25.032	37.573	27.576	1'58.580	252,9	15:07'02.310
4	27.885	23.698	38.244	27.275	1'57.102C	257,1	15:08'59.412
5	27.727	23.693	36.253	27.246	1'54.919	256,5	15:10'54.331
6	27.555	23.750	37.319	27.291	1'55.915	257,8	15:12'50.246
7	27.360	23.306	36.210	27.222	1'54.098	258,4	15:14'44.344
8	27.453	23.324	36.124	27.150	1'54.051	257,8	15:16'38.395
9	27.436	23.483	36.508	27.081	1'54.508	257,1	15:18'32.903
10	27.240	23.374	36.416	27.871	1'54.901	257,8	15:20'27.804
11	29.114	24.372	37.858	27.547	1'58.891	259,0	15:22'26.695
12	27.621	23.503	36.170	27.056	1'54.350	256,5	15:24'21.045
13	27.334	23.292	36.461	27.091	1'54.178	257,8	15:26'15.223
14	27.337	23.280	36.669	42.174	2'09.460	257,1	15:28'24.683
15	58.347				8'11.740P	80,2	15:36'36.423
16	39.365	25.951	40.750	28.781	2'14.847P	159,8	15:38'51.270
17	28.190	24.051	36.715	28.243	1'57.199	254,7	15:40'48.469
18	27.539	23.418	35.880	26.904	1'53.741	258,4	15:42'42.210
19	27.893	23.686	36.231	27.017	1'54.827	257,8	15:44'37.037
20	27.584	26.439	37.387	28.351	1'59.761	259,0	15:46'36.798
21	27.306	23.382	36.037	27.003	1'53.728	258,4	15:48'30.526
22	27.309	23.375	36.179	27.035	1'53.898	259,6	15:50'24.424
23	27.247	23.303	36.601	30.776	1'57.927	259,0	15:52'22.351
24	28.974	25.743	37.229	27.823	1'59.769	256,5	15:54'22.120
25	27.235	23.326	35.856	27.129	1'53.546	258,4	15:56'15.666
26	27.368	23.061	36.204	27.090	1'53.723	258,4	15:58'09.389
27	27.319	23.368	36.474	27.124	1'54.285	259,0	16:00'03.674
28	27.272	23.161	36.359	27.082	1'53.874	258,4	16:01'57.548
29	27.397	23.307	36.195	27.059	1'53.958	257,8	16:03'51.506

21 D. BERTONELLI (1'52.124)

Giro	Seg.1	Seg.2	Seg.3	Seg.4	T. Giro	km/h	Local Time
1							
2	45.103	25.973	40.881	28.509	2'20.466P	133,2	15:10'30.887
3	28.427	25.601	37.228	27.065	1'58.321	255,3	15:12'29.208
4	27.331	22.741	36.283	30.088	1'56.443	262,1	15:14'25.651
5	27.747	22.831	36.082	26.938	1'53.598C	259,0	15:16'19.249
6	27.494	23.034	36.150	26.920	1'53.607	260,2	15:18'12.856
7	27.392	22.986	36.401	27.020	1'53.799C	259,6	15:20'06.655
8	32.592				7'38.783P	259,0	15:27'45.438
9	1'01.773	49.074	1'26.224	35.583	3'52.654P	84,2	15:31'38.092
10	30.448	24.746	40.593	26.985	3'31.132	138,8	15:35'09.224
11	28.570	23.041	36.079	26.765	1'54.455	260,2	15:37'03.679
12	27.119	22.487	35.756	26.762	1'52.124	260,9	15:38'55.803
13	26.884	22.568	35.743	26.903	1'52.098C	262,1	15:40'47.901
14	27.170				7'04.528P	260,9	15:47'52.429
15	38.481	28.715	38.897	29.809	2'15.902P	116,5	15:50'08.331
16	27.045	22.731	36.159	26.757	1'52.692	260,9	15:52'01.023
17	26.935	22.640	35.877	26.703	1'52.155	260,2	15:53'53.178
18	26.899	22.864	39.161	29.458	1'58.382	262,8	15:55'51.560
19	27.161	22.814	35.975	26.859	1'52.809	261,5	15:57'44.369
20	29.688	25.985	39.891	27.785	2'03.349C	260,9	15:59'47.718
21	27.024	22.868	39.020			260,9	

22 S. VAN SOELEN (1'51.476)

Giro	Seg.1	Seg.2	Seg.3	Seg.4	T. Giro	km/h	Local Time
1							
2	39.784	25.017	37.695	27.683	2'10.179P	141,0	15:07'26.857
3	28.164	23.560	36.322	27.193	1'55.239	256,5	15:09'22.096
4	27.567	24.501	38.918	27.067	1'58.053	258,4	15:11'20.149
5	27.220	22.848	36.288	26.986	1'53.342	258,4	15:13'13.491
6	27.152	22.857	36.318	27.281	1'53.608	259,0	15:15'07.099

25 D. GREGOR (1'51.736)

Giro	Seg.1	Seg.2	Seg.3	Seg.4	T. Giro	km/h	Local Time
1							
2	39.006	27.633	41.680	31.140	2'19.459P	166,4	15:09'47.593
3	29.736	24.416	37.302	27.229	1'58.683	230,8	15:11'46.276
4	27.223	22.925	36.327	27.036	1'53.511	257,8	15:13'39.787
5	28.682	24.143	38.208	27.151	1'58.184	258,4	15:15'37.971
6	27.302	22.849	36.197	27.106	1'53.454C	257,1	15:17'31.425
7	27.142	22.846	36.064	27.092	1'53.144	258,4	15:19'24.569
8	28.125	23.265	36.208	10'38.716	12'06.314P	257,8	15:31'30.883
9	42.327	30.800	45.526	31.556	2'30.209P	108,5	15:34'01.092
10	30.104	25.792	39.546	27.286	2'02.728	241,1	15:36'03.820
11	27.024	22.616	35.292	26.864	1'51.796	257,8	15:37'55.616
12	26.855	22.733	35.425	26.892	1'51.905	260,2	15:39'47.521
13	26.732	22.582	35.438	26.984	1'51.736	259,6	15:41'39.257

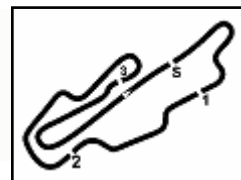
12/07/2024

P = Box In/Out - C = Tempo Invalidato



ACI Racing Weekend Mugello, 13-14 Luglio 2024
Porsche Carrera Cup Italia - Analisi Tempi Prove Libere

1.5



Aut.Int. Mugello 5.245 m

4 / 7

14	27.759				8'57.967P	259,0	15:50'37.224	9	1'07.438					6'10.166P		15:34'15.495
15	35.476	24.142	37.299	27.080	2'03.997P	168,2	15:52'41.221	10	34.378	23.308	36.210	27.032	2'00.928P	172,0	15:36'16.423	
16	26.926	22.823	36.137	27.230	1'53.116	258,4	15:54'34.337	11	27.013	22.814	35.627	26.793	1'52.247	257,8	15:38'08.670	
17	26.889	22.788	35.728	26.998	1'52.403	259,0	15:56'26.740	12	28.187					259,6		
18	27.009	22.732	36.032	27.461	1'53.234	260,2	15:58'19.974									
19	27.202	22.794	36.001	27.055	1'53.052	259,6	16:00'13.026									
20	27.062	22.870	36.143	27.016	1'53.091	259,6	16:02'06.117									

33 H. FELBERMAYR (1'52.782)

Giro	Seg.1	Seg.2	Seg.3	Seg.4	T. Giro	km/h	Local Time
1							
2	38.574	29.315	41.623	28.649	2'18.161P	152,5	15:09'26.991
3	28.153	23.499	36.367	27.256	1'55.275C	255,3	15:11'22.266
4	27.447	23.177	36.123	27.065	1'53.812	260,2	15:13'16.078
5	27.397	23.025	36.076	27.080	1'53.578C	260,2	15:15'09.656
6	27.441	22.871	36.268	27.146	1'53.726	259,6	15:17'03.382
7	27.358	22.998	36.043	27.064	1'53.463	258,4	15:18'56.845
8	27.312				7'23.887P	258,4	15:26'20.732
9	38.620	28.155	50.993	2'53.327	4'51.095P	160,7	15:31'11.827
10	36.880				3'13.376P	167,2	15:34'25.203
11	39.773				5'18.317P	169,0	15:39'43.520
12	39.166	25.535	37.537	27.312	2'09.550P	169,0	15:41'53.070
13	27.127	22.746	35.839	27.070	1'52.782	258,4	15:43'45.852
14	26.988	22.547	36.316	27.872	1'53.723	259,6	15:45'39.575
15	27.148	22.775	36.380	27.015	1'53.318	260,9	15:47'32.893
16	27.516	22.843	36.417	4'55.382	6'22.158P	259,0	15:53'55.051
17	37.109	23.089	36.112	26.912	2'03.222P	160,7	15:55'58.273
18	27.031	23.076	36.501	26.996	1'53.604	261,5	15:57'51.877
19	27.377	23.217	38.191	27.671	1'56.456	260,2	15:59'48.333
20	27.204	22.949	36.451	27.212	1'53.816	262,8	16:01'42.149
21	27.851					256,5	

38 S. IAQUINTA (1'51.421)

Giro	Seg.1	Seg.2	Seg.3	Seg.4	T. Giro	km/h	Local Time
1							
2	43.794	31.093	44.269	30.862	2'30.018P	129,8	15:06'02.958
3	29.804	26.297	41.351	2'56.961	4'34.413P	246,6	15:10'37.371
4	42.490	25.090	42.885	27.114	2'17.579P	138,5	15:12'54.950
5	27.203	22.966	35.962	26.934	1'53.065	259,6	15:14'48.015
6	27.100	22.830	35.926	26.855	1'52.711	259,6	15:16'40.726
7	27.547	22.954	36.061	26.815	1'53.377	260,2	15:18'34.103
8	27.202	22.977	36.078	26.859	1'53.116	260,2	15:20'27.219
9	27.240	22.825	36.077	26.933	1'53.075	260,2	15:22'20.294
10	27.344	23.177	36.208	26.922	1'53.651	259,6	15:24'13.945
11	27.308	22.999	36.051	27.012	1'53.370	259,0	15:26'07.315
12	27.231	22.995	37.474	30.986	1'58.686	259,6	15:28'06.001
13	1'07.717				4'48.552P	80,5	15:32'54.553
14	37.056	24.460	36.944	27.020	2'05.480P	159,1	15:35'00.033
15	27.358	22.952	36.076	26.835	1'53.221	258,4	15:36'53.254
16	27.487	23.148	36.717	27.067	1'54.419	260,2	15:38'47.673
17	27.785				8'15.458P	261,5	15:47'03.131
18	42.531	27.893	41.279	28.846	2'20.549P	124,3	15:49'23.680
19	31.155	31.355	38.566	27.164	2'08.240	249,4	15:51'31.920
20	27.019	22.558	35.326	26.668	1'51.571	259,6	15:53'23.491
21	26.757	22.677	35.334	26.653	1'51.421	260,9	15:55'14.912
22	29.465	29.147	40.273	26.970	2'05.855C	236,8	15:57'20.767
23	26.906					260,9	

32 G. QUARESMINI (1'52.095)

Giro	Seg.1	Seg.2	Seg.3	Seg.4	T. Giro	km/h	Local Time
1							
2	38.800	27.668	40.408	27.256	2'14.132P	170,6	15:11'24.958
3	27.193	23.252	35.972	26.883	1'53.300	258,4	15:13'18.258
4	27.063	22.883	35.912	26.834	1'52.692	259,6	15:15'10.950
5	27.426				6'52.855P	259,6	15:22'03.805
6	41.856	24.843	38.323	27.509	2'12.531P	168,8	15:24'16.336
7	27.038	22.610	35.810	26.637	1'52.095	257,8	15:26'08.431
8	26.927	22.816	35.567	31.588	1'56.898	259,6	15:28'05.329

40 J. STIAK (1'51.508)

Giro	Seg.1	Seg.2	Seg.3	Seg.4	T. Giro	km/h	Local Time
1							
2	43.232	25.023	39.594	28.507	2'16.356P	133,7	15:10'22.988
3	28.008	23.680	36.068	28.946	1'56.702	252,3	15:12'19.690
4	27.067	23.155	35.952	26.800	1'52.974	259,6	15:14'12.664
5	27.118	22.966	35.938	26.960	1'52.982	259,6	15:16'05.646
6	27.180	22.959	35.909	26.881	1'52.929	260,2	15:17'58.575

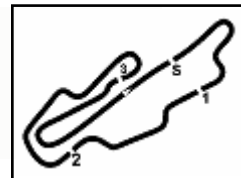
12/07/2024

P = Box In/Out - C = Tempo Invalidato



ACI Racing Weekend Mugello, 13-14 Luglio 2024
Porsche Carrera Cup Italia - Analisi Tempi Prove Libere

1.5



Aut.Int. Mugello 5.245 m

5 / 7

7	27.267	23.185	35.803	26.887	1'53.142	259,6	15:19'51.717	2	46.943	29.790	41.915	33.496	2'32.144P	95,3	15:06'48.551
8	27.526	22.988	36.029	26.915	1'53.458	259,0	15:21'45.175	3	32.086	27.843	48.154	34.236	2'22.319	201,9	15:09'10.870
9	27.209	22.979	35.951	26.915	1'53.054	259,0	15:23'38.229	4	31.359	29.989	45.961	30.576	2'17.885	220,4	15:11'28.755
10	27.298				12'18.349CP	259,6	15:35'56.578	5	28.040	23.646	39.900	29.649	2'01.235	254,7	15:13'29.990
11	43.043				1'34.229P	109,1	15:37'30.807	6	28.055	23.594	36.839	27.460	1'55.948	255,9	15:15'25.938
12	36.490	25.007	37.138	27.430	2'06.065P	161,0	15:39'36.872	7	28.069				5'31.849P	255,3	15:20'57.787
13	26.844	22.608	35.338	26.718	1'51.508	259,0	15:41'28.380	8	39.191	23.910	38.725	29.843	2'11.669P	151,5	15:23'09.456
14	26.858	23.128	35.430	26.742	1'52.158	260,2	15:43'20.538	9	27.923	23.398	37.875	27.794	1'56.990	255,3	15:25'06.446
15	26.920	22.841	35.699	6'45.331	8'10.791P	259,0	15:51'31.329	10	28.250				6'09.823P	255,9	15:31'16.269
16	51.391	23.360	36.349	26.964	2'18.064P	168,8	15:53'49.393	11	40.435	26.187	41.317	31.575	2'19.514P	118,4	15:33'35.783
17	26.976	22.920	35.701	27.015	1'52.612	264,1	15:55'42.005	12	31.981	27.025	39.648	27.546	2'06.200	205,3	15:35'41.983
18	26.872	22.942	35.749	26.773	1'52.336	260,2	15:57'34.341	13	27.749	23.625	36.221	27.307	1'54.902	257,1	15:37'36.885
19	27.162	23.006	36.274	27.201	1'53.643	261,5	15:59'27.984	14	27.798	23.629	36.628	27.486	1'55.541C	255,9	15:39'32.426
20	27.278	22.828	36.036	26.888	1'53.030	260,9	16:01'21.014	15	27.640	23.422	36.264	27.370	1'54.696	257,1	15:41'27.122
21	28.460					259,6		16	27.734				6'10.993P	256,5	15:47'38.115
								17	39.005	24.298	36.577	27.734	2'07.614P	153,6	15:49'45.729
								18	27.392	23.428	35.981	27.397	1'54.198	257,1	15:51'39.927
								19	27.499	23.269	36.432	27.139	1'54.339	257,1	15:53'34.266
								20	27.523	23.220	38.182	28.240	1'57.165	257,1	15:55'31.431
								21	27.895	23.618	38.538	28.646	1'58.697	257,1	15:57'30.128
								22	28.132	23.683	38.310	28.628	1'58.753	254,1	15:59'28.881
								23	27.703	23.455	36.633	28.088	1'55.879	257,8	16:01'24.760
								24	27.590	23.493	36.499	27.110	1'54.692	257,8	16:03'19.452

44 F. OLIVIERI (1'53.658)

Giro	Seg.1	Seg.2	Seg.3	Seg.4	T. Giro	km/h	Local Time
1							
2	41.239	26.918	41.523	31.268	2'20.948P	129,5	15:06'15.248
3	31.773	26.815	41.299	28.560	2'08.447	236,8	15:08'23.695
4	29.000	24.027	37.074	27.364	1'57.465	241,6	15:10'21.160
5	27.771	23.270	36.537	27.219	1'54.797	258,4	15:12'15.957
6	27.716	23.259	36.502	27.414	1'54.891	259,0	15:14'10.848
7	27.596	23.496	36.482	27.629	1'55.203	259,0	15:16'06.051
8	27.789	28.153	39.822	6'47.241	8'23.005P	260,2	15:24'29.056
9	40.551	26.530	36.826	27.716	2'11.623P	116,5	15:26'40.679
10	27.718	23.043	42.003	1'08.436	2'41.200	250,6	15:29'21.879
11	1'07.133	45.871	36.642	27.344	2'56.990		15:32'18.869
12	27.985	23.828	36.508	27.484	1'55.805	257,8	15:34'14.674
13	27.741				6'16.554P	257,8	15:40'31.228
14	38.832	23.373	35.965	27.043	2'05.213P	112,4	15:42'36.441
15	27.345	23.208	35.986	27.119	1'53.658	259,6	15:44'30.099
16	27.313	23.096	36.244	27.057	1'53.710	262,8	15:46'23.809
17	27.451				4'32.562P	260,9	15:50'56.371
18	35.773	23.318	36.254	27.310	2'02.655CP	134,5	15:52'59.026
19	27.552	23.242	36.143	27.139	1'54.076	257,1	15:54'53.102
20	27.436	23.208	42.310	2'52.978	4'25.932P	260,2	15:59'19.034
21	40.186					152,3	

51 P. GNEMMI (1'53.342)

Giro	Seg.1	Seg.2	Seg.3	Seg.4	T. Giro	km/h	Local Time
1							
2	39.269				2'06.898P	164,6	15:06'19.671
3	35.633	25.727	39.650	28.911	2'09.921P	168,0	15:08'29.592
4	28.549	25.251	38.287	27.832	1'59.919C	254,7	15:10'29.511
5	27.778	23.603	38.148	36.686	2'06.215	257,8	15:12'35.726
6	28.941	23.543	36.539	27.070	1'56.093	246,0	15:14'31.819
7	27.338	23.235	36.280	27.156	1'54.009	257,8	15:16'25.828
8	27.412	23.683	36.983	27.117	1'55.195	259,6	15:18'21.023
9	27.351	23.198	36.442	27.009	1'54.000	257,8	15:20'15.023
10	27.568	23.311	36.496	27.086	1'54.461C	258,4	15:22'09.484
11	27.400	23.337	36.412	27.035	1'54.184	257,8	15:24'03.668
12	28.553				16'43.174P	257,8	15:40'46.842
13	35.831	24.979	39.078	55.738	2'35.626P	167,4	15:43'22.468
14	43.417	26.557	41.363	27.955	2'19.292P	144,2	15:45'41.760
15	27.574	23.766	36.402	26.935	1'54.677	259,6	15:47'36.437
16	27.229	23.120	36.204	26.789	1'53.342	260,2	15:49'29.779
17	27.302	23.117	36.379	27.131	1'53.929	260,9	15:51'23.708
18	27.470	23.214	36.675	27.312	1'54.671	259,6	15:53'18.379
19	27.488	23.256	36.478	27.045	1'54.267	259,0	15:55'12.646
20	27.408	23.348	36.852	26.957	1'54.565	259,0	15:57'07.211
21	27.210	23.220	36.515	27.092	1'54.037	259,6	15:59'01.248
22	27.572	23.312	36.435	26.935	1'54.254	258,4	16:00'55.502
23	27.542	23.315	36.344	27.638	1'54.839	257,8	16:02'50.341

46 N. PUJATTI (1'51.989)

Giro	Seg.1	Seg.2	Seg.3	Seg.4	T. Giro	km/h	Local Time
1							
2	40.435	26.897	41.458	28.654	2'17.444P	150,4	15:08'48.879
3	28.352	23.622	36.523	27.319	1'55.816C	252,3	15:10'44.695
4	27.593	23.406	43.189	29.700	2'03.888	260,9	15:12'48.583
5	27.337	23.260	35.867	26.993	1'53.457C	258,4	15:14'42.040
6	27.455	23.038	36.184	27.131	1'53.808	259,0	15:16'35.848
7	27.326	23.195	36.045	27.132	1'53.698	257,1	15:18'29.546
8	27.366	22.972	36.125	27.079	1'53.542	259,6	15:20'23.088
9	27.363				7'39.240P	259,6	15:28'02.328
10	1'07.370				4'09.685P		15:32'12.013
11	43.298	23.842	36.652	29.109	2'12.901P	85,4	15:34'24.914
12	27.633	23.338	36.304	27.115	1'54.390	256,5	15:36'19.304
13	27.574	23.314	37.317	6'19.691	7'47.896P	257,1	15:44'07.200
14	39.793	26.125	39.665	30.059	2'15.642P	145,9	15:46'22.842
15	29.718	24.849	36.314	27.751	1'58.632C	244,3	15:48'21.474
16	26.999	22.784	35.445	26.761	1'51.989	259,0	15:50'13.463
17	26.966	22.608	36.260			260,9	

50 F. FENICI (1'54.198)

Giro	Seg.1	Seg.2	Seg.3	Seg.4	T. Giro	km/h	Local Time
1							
2							
3							
4							
5							
6							
7							
8							
9							
10							
11							

52 A. DE AMICIS (1'53.507)

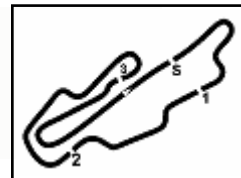
Giro	Seg.1	Seg.2	Seg.3	Seg.4	T. Giro	km/h	Local Time
1							
2	39.010	25.439	38.952	28.570	2'11.971P	166,7	15:04'57.367
3	28.511	24.110	37.417	27.461	1'57.499	254,1	15:06'54.866
4	27.805	23.667	36.795	27.223	1'55.490	255,9	15:08'50.356
5	27.634	23.521	36.677	27.205	1'55.037	258,4	15:10'45.393
6	27.612	23.686	38.771	3'51.641	5'21.710P	260,9	15:16'07.103
7	38.189	30.410	40.664	28.322	2'17.585P	170,1	15:18'24.688
8	27.649	23.900	37.920	27.288	1'56.757C	256,5	15:20'21.445
9	27.474	23.402	36.357	27.005	1'54.238	259,0	15:22'15.683
10	27.400	23.165	36.287	27.035	1'53.887	260,9	15:24'09.570
11	27.192	23.098	36.329	27.019	1'53.638	260,2	15:26'03.208

12/07/2024

P = Box In/Out - C = Tempo Invalidato

ACI Racing Weekend Mugello, 13-14 Luglio 2024
Porsche Carrera Cup Italia - Analisi Tempi Prove Libere

1.5



Aut.Int. Mugello 5.245 m

6 / 7

12	28.030				11'39.564P	259,0	15:37'42.772
13	38.221	25.842	37.823	27.873	2'09.759P	168,8	15:39'52.531
14	27.791	23.930	37.575	27.031	1'56.327	256,5	15:41'48.858
15	27.252	23.055	36.212	26.988	1'53.507	257,1	15:43'42.365
16	27.090	23.635	37.918	27.129	1'55.772	258,4	15:45'38.137
17	27.558	23.047	38.675	26.996	1'56.276	261,5	15:47'34.413
18	26.999	23.088	36.265	27.198	1'53.550	259,6	15:49'27.963
19	27.197	23.087	36.230	27.134	1'53.648	260,2	15:51'21.611
20	27.454	23.169	39.272	2'33.136	4'03.031P	259,6	15:55'24.642
21	35.605	23.496	37.072	27.153	2'03.326P	170,1	15:57'27.968
22	27.199	23.213	55.933	27.500	2'13.845	259,0	15:59'41.813
23	27.399	23.044	37.490			259,0	

56 C. BRUSA (1'53.414)								
Giro	Seg.1	Seg.2	Seg.3	Seg.4	T. Giro	km/h	Local Time	
1								
2	39.242	28.716	40.850	30.368	2'19.176P	160,5	15:10'36.897	
3	28.257	24.033	36.522	27.166	1'55.978	256,5	15:12'32.875	
4	26.957	23.338	36.342	27.168	1'53.805C	261,5	15:14'26.680	
5	27.573	23.471	36.342	27.010	1'54.396	258,4	15:16'21.076	
6	27.515	23.334	36.392	27.292	1'54.533	260,9	15:18'15.609	
7	27.229	23.124	36.125	27.043	1'53.521	259,6	15:20'09.130	
8	27.489	23.101	36.380	27.110	1'54.080	260,9	15:22'03.210	
9	27.617	23.562	37.332	27.193	1'55.704	260,2	15:23'58.914	
10	27.376	23.165	36.558	27.094	1'54.193	260,2	15:25'53.107	
11	31.035				16'05.097P	248,3	15:41'58.204	
12	42.203	29.894	47.624	33.576	2'33.297P	152,3	15:44'31.501	
13	31.465	28.232	43.422	28.904	2'12.023	236,8	15:46'43.524	
14	30.790	26.235	40.586	27.526	2'05.137	237,4	15:48'48.661	
15	27.260	22.887	36.315	26.952	1'53.414	259,6	15:50'42.075	
16	27.270	22.962	36.259	27.178	1'53.669	260,9	15:52'35.744	
17	27.340	23.424	40.853	40.353	2'11.970	260,2	15:54'47.714	
18	40.479	29.792	45.191	30.844	2'26.306	137,1	15:57'14.020	
19	27.306					257,8		

54 S. STEFANELLI (1'53.575)							
Giro	Seg.1	Seg.2	Seg.3	Seg.4	T. Giro	km/h	Local Time
1							
2	41.474	28.076	42.733	31.109	2'23.392P	145,6	15:06'14.326
3	31.540	26.869	39.100	30.364	2'07.873	241,1	15:08'22.199
4	29.802	26.195	38.424	28.055	2'02.476C	254,1	15:10'24.675
5	28.116	24.532	37.816	27.918	1'58.382	255,9	15:12'23.057
6	27.565	23.365	36.306	27.311	1'54.547	256,5	15:14'17.604
7	27.478	23.281	36.449	27.349	1'54.557	257,1	15:16'12.161
8	27.476	23.313	36.423	27.192	1'54.404	255,9	15:18'06.565
9	27.714	23.348	36.297	27.371	1'54.730	256,5	15:20'01.295
10	27.569	23.188	36.234	27.268	1'54.259C	255,3	15:21'55.554
11	28.560	24.851	40.574	27.453	2'01.438	256,5	15:23'56.992
12	27.576	23.255	36.544	27.246	1'54.621C	255,3	15:25'51.613
13	30.058				9'07.769P	257,8	15:34'59.382
14	40.395	26.158	39.990	29.374	2'15.917P	144,6	15:37'15.299
15	29.013	25.345	36.673	27.634	1'58.665	252,3	15:39'13.964
16	27.532	22.882	36.120	27.213	1'53.747	256,5	15:41'07.711
17	29.674	29.220	41.059	27.484	2'07.437	257,1	15:43'15.148
18	27.172	22.918	36.130	27.386	1'53.606	256,5	15:45'08.754
19	32.128				4'36.546P	256,5	15:49'45.300
20	36.074	23.631	36.179	28.276	2'04.160P	164,4	15:51'49.460
21	27.910	23.266	36.347	27.343	1'54.866	259,0	15:53'44.326
22	27.387	23.357	36.233	27.387	1'54.364	256,5	15:55'38.690
23	27.462				3'20.778P	257,1	15:58'59.468
24	34.394	23.397	36.436	27.423	2'01.650P	167,4	16:01'01.118
25	27.256	23.004	36.198	27.117	1'53.575	255,3	16:02'54.693

60 M. GALASSI (1'54.730)								
Giro	Seg.1	Seg.2	Seg.3	Seg.4	T. Giro	km/h	Local Time	
1								
2	45.182	27.005	41.897	33.028	2'27.112P	105,0	15:06'54.032	
3	32.790	25.181	41.242	28.476	2'07.689	162,7	15:09'01.721	
4	28.949	24.366	37.048	27.817	1'58.180	254,7	15:10'59.901	
5	27.784	23.762	36.803	27.588	1'55.937	255,9	15:12'55.838	
6	27.744	23.958	37.310	27.864	1'56.876	257,1	15:14'52.714	
7	28.739				4'45.982P	236,3	15:19'38.696	
8	36.798	24.061	37.690	30.737	2'09.286P	150,6	15:21'47.982	
9	28.109	23.868	36.690	27.188	1'55.855	252,3	15:23'43.837	
10	27.561	23.569	36.612	27.257	1'54.999	255,3	15:25'38.836	
11	27.640	23.717	36.393	27.332	1'55.082	255,9	15:27'33.918	
12	32.976				6'06.908P	245,5	15:33'40.826	
13	38.651	24.878	37.681	29.569	2'10.779P	130,6	15:35'51.605	
14	28.239	24.352	37.516	28.049	1'58.156	253,5	15:37'49.761	
15	27.824	24.651	37.224	29.144	1'58.843	256,5	15:39'48.604	
16	28.003	23.969	36.662	27.346	1'55.980	256,5	15:41'44.584	
17	27.757				5'12.755P	257,1	15:46'57.339	
18	39.212	27.740	38.897	29.293	2'15.142P	141,0	15:49'12.481	
19	28.635	25.140	36.910	27.921	1'58.606	254,1	15:51'11.087	
20	27.777	23.716	36.265	27.253	1'55.011	255,9	15:53'06.098	
21	27.527	23.715	36.141	27.377	1'54.760	257,1	15:55'00.858	
22	27.705	23.507	36.170	27.348	1'54.730	257,8	15:56'55.588	
23	27.792	23.705	36.465	27.340	1'55.302	257,8	15:58'50.890	
24	27.626					257,1		

55 C. BARBERINI (1'54.748)							
Giro	Seg.1	Seg.2	Seg.3	Seg.4	T. Giro	km/h	Local Time
1							
2	45.355	26.337	39.045	28.840	2'19.577P	151,5	15:09'31.341
3	28.356	24.123	37.048	28.239	1'57.766	255,9	15:11'29.107
4	28.301	23.904	36.700	27.101	1'56.006	259,0	15:13'25.113
5	27.432	23.663	36.772	4'09.029	5'36.896P	259,0	15:19'02.009
6	36.838	23.941	36.631	27.283	2'04.693P	161,4	15:21'06.702
7	27.709	24.526	45.545	3'24.092	5'01.872P	257,1	15:26'08.574
8	38.052	24.191	38.357	51.751	2'32.351P	137,2	15:28'40.925
9	58.417				5'08.351P		15:33'49.276
10	43.873	26.183	38.606	28.112	2'16.774P	107,5	15:36'06.050
11	28.068	24.498	36.897	27.430	1'56.893	256,5	15:38'02.943
12	27.790	23.777	36.717	27.355	1'55.639	258,4	15:39'58.582
13	27.745	23.919	36.761	27.103	1'55.528	259,0	15:41'54.110
14	27.477	23.651	36.651	26.969	1'54.748	260,2	15:43'48.858
15	27.626	23.567	36.938	27.140	1'55.271	259,6	15:45'44.129
16	27.886	24.766	44.985	5'00.961	6'38.598P	260,9	15:52'22.727
17	39.098	26.028	38.571	28.603	2'12.300CP	152,8	15:54'35.027
18	27.571	23.713	36.561	27.246	1'55.091	260,2	15:56'30.118
19	27.564	23.790	36.829	27.189	1'55.372C	259,6	15:58'25.490
20	27.814					260,2	

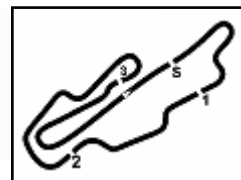
67 A. DE GIACOMI (1'53.388)								
Giro	Seg.1	Seg.2	Seg.3	Seg.4	T. Giro	km/h	Local Time	
1								
2	43.283	27.092	38.724	28.591	2'17.690P	124,7	15:10'31.864	
3	28.028	23.974	36.731	27.481	1'56.214	254,7	15:12'28.078	
4	27.311	23.159	35.958	27.155	1'53.583	257,8	15:14'21.661	
5	27.375	23.313	36.494	27.297	1'54.479	258,4	15:16'16.140	
6	27.533	23.494	36.715	3'43.051	5'10.793P	256,5	15:21'26.933	
7	37.363	25.345	37.281	27.350	2'07.339P	163,9	15:23'34.272	
8	27.335	23.100	35.914	27.039	1'53.388	255,3	15:25'27.660	
9	27.283	23.076	35.898	27.301	1'53.558	257,1	15:27'21.218	
10	27.506	39.834	1'08.341	2'49.125	5'04.806P	257,1	15:32'26.024	
11	35.048	23.562	36.054	27.646	2'02.310P	165,9	15:34'28.334	

12/07/2024

P = Box In/Out - C = Tempo Invalidato

Powered by FICr PERUGIA TIMING





ACI Racing Weekend Mugello, 13-14 Luglio 2024
Porsche Carrera Cup Italia - Analisi Tempi Prove Libere

12	27.405	23.074	36.321	27.158	1'53.958	256,5	15:36'22.292
13	27.300	23.253	36.206	27.191	1'53.950	257,8	15:38'16.242
14	27.244	23.700	36.181	27.196	1'54.321	257,1	15:40'10.563
15	27.316	23.104	36.081	27.013	1'53.514	257,1	15:42'04.077
16	27.252	23.185	36.372	27.087	1'53.896	257,8	15:43'57.973
17	27.561	23.150	36.508	27.164	1'54.383	258,4	15:45'52.356
18	27.595	23.271	36.819	27.221	1'54.906	259,0	15:47'47.262
19	27.361	23.564	36.843	27.235	1'55.003	257,8	15:49'42.265
20	27.430	23.203	36.467	27.115	1'54.215	259,6	15:51'36.480
21	27.347					175,9	

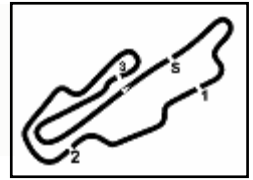
70 G. GIORGI (1'53.794)

Giro	Seg.1	Seg.2	Seg.3	Seg.4	T. Giro	km/h	Local Time
1							
2	40.108	26.089	39.974	30.367	2'16.538P	145,0	15:08'19.483
3	28.753	24.601	37.200	27.525	1'58.079	254,7	15:10'17.562
4	27.542	23.529	36.765	27.029	1'54.865	259,6	15:12'12.427
5	27.523	23.378	36.762	27.303	1'54.966	259,6	15:14'07.393
6	27.300	23.501	37.043	27.325	1'55.169	259,6	15:16'02.562
7	27.552				5'12.908P	259,0	15:21'15.470
8	39.240	24.159	39.499	27.473	2'10.371P	158,4	15:23'25.841
9	27.312	23.621	36.463	27.315	1'54.711C	257,8	15:25'20.552
10	27.839	23.377	36.456	27.299	1'54.971	259,0	15:27'15.523
11	31.579				16'04.405P	258,4	15:43'19.928
12	43.562	30.569	44.039	29.257	2'27.427P	136,5	15:45'47.355
13	28.513	24.750	38.453	28.865	2'00.581	254,1	15:47'47.936
14	27.808	23.523	41.133	27.130	1'59.594	258,4	15:49'47.530
15	27.510	23.126	36.185	26.938	1'53.759C	262,1	15:51'41.289
16	27.349	23.110	36.261	27.074	1'53.794	260,9	15:53'35.083
17	27.404	27.287	43.442	30.002	2'08.135	261,5	15:55'43.218
18	27.591	27.208	40.999	27.163	2'02.961	259,6	15:57'46.179
19	28.198	23.300	37.939	27.065	1'56.502	260,9	15:59'42.681
20	27.467	23.277	50.485			262,1	

99 H. CHIRIGUT (1'55.575)

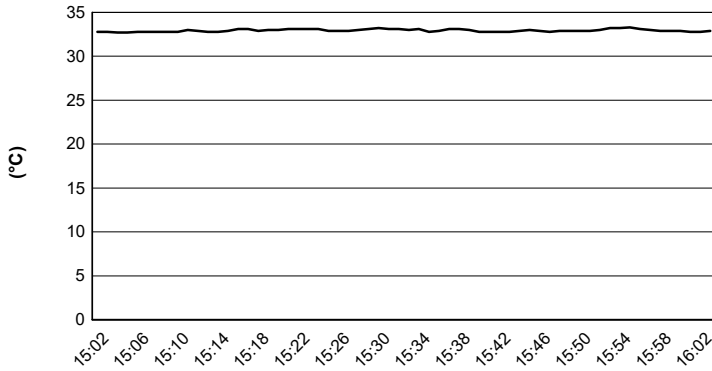
Giro	Seg.1	Seg.2	Seg.3	Seg.4	T. Giro	km/h	Local Time
1							
2	38.324	26.567	39.415	28.580	2'12.886P	163,6	15:05'06.264
3	28.708	25.480	39.499	29.746	2'03.433C	253,5	15:07'09.697
4	27.999	23.980	37.510	27.971	1'57.460	255,3	15:09'07.157
5	28.083	24.291	36.917	27.481	1'56.772	255,3	15:11'03.929
6	27.792	23.893	37.088	27.529	1'56.302	257,8	15:13'00.231
7	27.688	24.064	36.881	28.191	1'56.824	258,4	15:14'57.055
8	27.792	24.731	38.359	6'21.100	7'51.982P	257,1	15:22'49.037
9	34.905	24.296	37.367	27.330	2'03.898P	167,7	15:24'52.935
10	27.554	23.873	36.933	27.215	1'55.575	255,3	15:26'48.510
11	4'21.643				5'47.160P	257,1	15:32'35.670
12	35.813	24.644	37.744	27.360	2'05.561P	166,7	15:34'41.231
13	28.259	24.400	37.472	27.654	1'57.785	257,1	15:36'39.016
14	28.082	24.202	38.138	27.458	1'57.880	255,9	15:38'36.896
15	27.853	24.797	37.619	27.533	1'57.802	258,4	15:40'34.698
16	27.935	24.706	38.142	27.394	1'58.177	257,8	15:42'32.875
17	27.963	24.242	37.323	27.586	1'57.114	259,0	15:44'29.989
18	28.222	24.074	37.822	27.279	1'57.397	256,5	15:46'27.386
19	27.936	24.644	37.629	2'41.225	4'11.434CP	257,8	15:50'38.820
20	35.585					170,1	



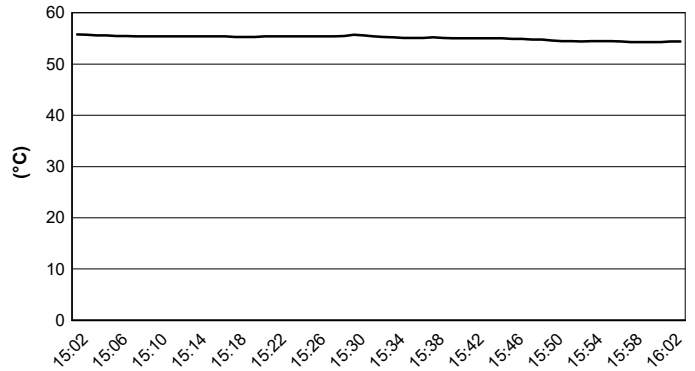


Aut.Int. Mugello 5.245 m

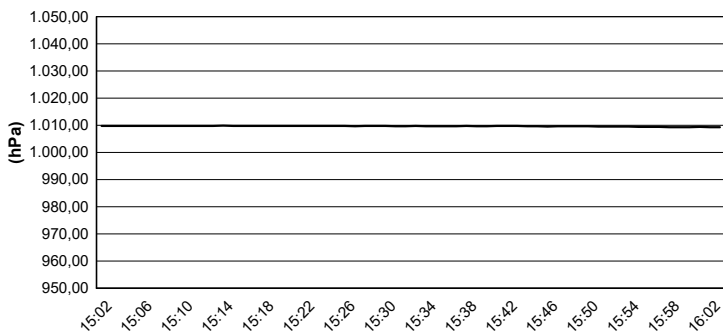
Air Temperature



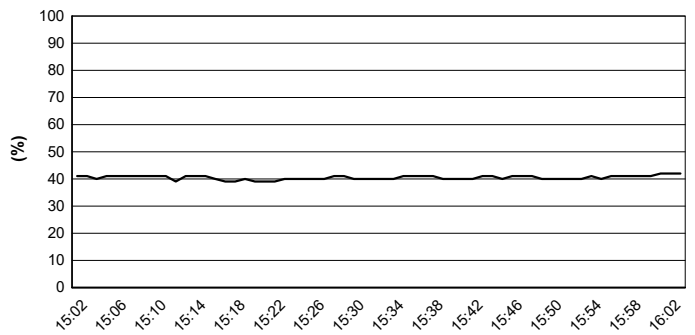
Track Temperature



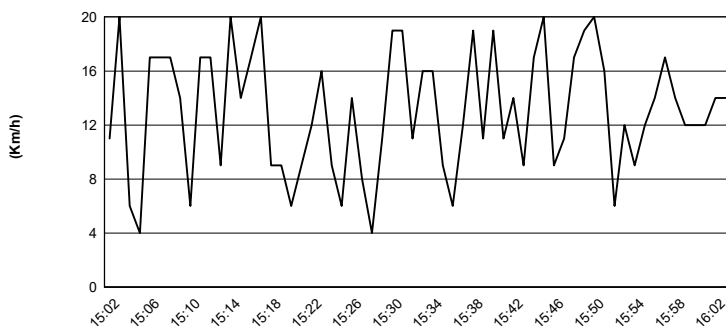
Air Pressure



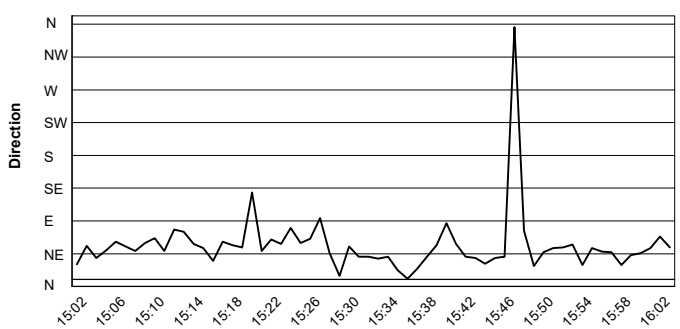
Humidity



Wind Speed



Wind Direction



12/07/2024

