

ACI Racing Weekend Misano, 4-5 Maggio 2024
Porsche Carrera Cup Italia - Classifica Prove Libere

Misano Circuit Sic 58 4.226 m

1 / 3

Num.	Conduttore	Naz	Concorrente	Team	Auto	Classe	Tempo	Dist.	Rel.	Giri
1	15 FESTANTE Aldo	ITA	Dinamic Motorsport	Dinamic Motorsport	Porsche 911 GT3 CUP 992		1'35.751			24
2	21 BERTONELLI Diego	ITA	The Driving Experiences	The Driving Experiences	Porsche 911 GT3 CUP 992		1'35.765	0.014	0.014	23
3	26 KLEIN Marvin	FRA	Target Competition	Target Competition	Porsche 911 GT3 CUP 992		1'35.796	0.045	0.031	25
4	1 TEN VOORDE Larry	NLD	Enrico Fulgenzi Racing	Enrico Fulgenzi Racing	Porsche 911 GT3 CUP 992		1'35.840	0.089	0.044	26
5	28 BRASCHI Francesco	ITA	Dinamic Motorsport	Dinamic Motorsport	Porsche 911 GT3 CUP 992	R	1'35.858	0.107	0.018	22
6	38 IAQUINTA Simone	ITA	Prima Ghinzani Motorsport	Prima Ghinzani Motorsport	Porsche 911 GT3 CUP 992		1'35.890	0.139	0.032	24
7	32 QUARESMINI Gianmarco	ITA	Tsunami RT	Tsunami RT	Porsche 911 GT3 CUP 992		1'35.927	0.176	0.037	22
8	7 HALL Bayley	AUS	BeDriver	BeDriver	Porsche 911 GT3 CUP 992		1'36.248	0.497	0.321	17
9	8 MASTERS Keagan	ZAF	Ombra Racing	Team Q8 Hi-Perform	Porsche 911 GT3 CUP 992		1'36.249	0.498	0.001	20
10	12 ZENDELI Lirim	DEU	Ombra Racing	Ombra Racing	Porsche 911 GT3 CUP 992	R	1'36.521	0.770	0.272	19
11	40 STIAK Janne	DEU	Target Competition	Target Competition	Porsche 911 GT3 CUP 992		1'36.591	0.840	0.070	25
12	3 CERQUI Alberto	ITA	BeDriver	BeDriver	Porsche 911 GT3 CUP 992		1'36.758	1.007	0.167	18
13	33 FELBERMAYR Horst Felix	AUT	The Driving Experiences	The Driving Experiences	Porsche 911 GT3 CUP 992		1'36.789	1.038	0.031	19
14	46 PUJATTI Nicholas	ITA	Scuderia Villorba Corse	Scuderia Villorba Corse	Porsche 911 GT3 CUP 992	R	1'36.932	1.181	0.143	15
15	17 SCHURING Flynt	NLD	Enrico Fulgenzi Racing	Enrico Fulgenzi Racing	Porsche 911 GT3 CUP 992		1'36.957	1.206	0.025	26
16	25 GREGOR Daniel	DEU	The Driving Experiences	The Driving Experiences	Porsche 911 GT3 CUP 992	R	1'37.025	1.274	0.068	22
17	10 ARMANNI Pietro	ITA	Prima Ghinzani Motorsport	Prima Ghinzani Motorsport	Porsche 911 GT3 CUP 992		1'37.068	1.317	0.043	26
18	14 GIACON Steven	ITA	Scuderia Villorba Corse	Scuderia Villorba Corse	Porsche 911 GT3 CUP 992	R	1'37.100	1.349	0.032	16
19	52 DE AMICIS Alberto	ITA	Ebimotors	Ebimotors	Porsche 911 GT3 CUP 992	MC	1'37.124	1.373	0.024	16
20	70 GIORGI Gianluca	ITA	BeDriver	BeDriver	Porsche 911 GT3 CUP 992	MC	1'37.167	1.416	0.043	27
21	44 OLIVIERI Flavio	ITA	Raptor Engineering	Raptor Engineering	Porsche 911 GT3 CUP 992	R	1'37.298	1.547	0.131	25
22	24 FANT Filippo	ITA	Team Malucelli	Team Malucelli	Porsche 911 GT3 CUP 992	R	1'37.340	1.589	0.042	27
23	88 PASTORELLI Luca	ITA	Dinamic Motorsport	Dinamic Motorsport	Porsche 911 GT3 CUP 992	MC	1'37.384	1.633	0.044	23
24	67 DE GIACOMI Alex	ITA	Tsunami RT	Tsunami RT	Porsche 911 GT3 CUP 992	MC	1'37.494	1.743	0.110	24
25	50 FENICI Francesco Maria	ITA	Raptor Engineering	Raptor Engineering	Porsche 911 GT3 CUP 992	MC	1'37.502	1.751	0.008	29
26	56 BRUSA Cesare	ITA	Prima Ghinzani Motorsport	Prima Ghinzani Motorsport	Porsche 911 GT3 CUP 992	MC	1'37.602	1.851	0.100	20
27	51 GNEMMI Paolo	ITA	Ebimotors	Ebimotors	Porsche 911 GT3 CUP 992	MC	1'37.798	2.047	0.196	25
28	19 IMPERATO Anthony	USA	Ombra Racing	Ombra Racing	Porsche 911 GT3 CUP 992		1'37.893	2.142	0.095	26
29	54 STEFANELLI Stefano	ITA	Team Malucelli	Team Malucelli	Porsche 911 GT3 CUP 992	MC	1'38.461	2.710	0.568	25
30	99 CHIRIGUT Horia-Traian	ROU	Scuderia Villorba Corse	Scuderia Villorba Corse	Porsche 911 GT3 CUP 992	MC	1'38.663	2.912	0.202	28
31	69 MONTAGNESE Massimiliano	ITA	Team Malucelli	Team Malucelli	Porsche 911 GT3 CUP 992	MC	1'39.099	3.348	0.436	22

Umidità	69%	ARIA	15°C
Condizioni	DRY	Pista	19°C

Direttore di Gara : Fabrizio Fondacci

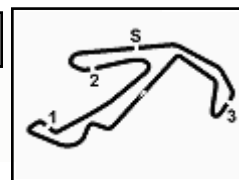
Direttore di Prova : Massimiliano Ghinassi

03/05/2024 Inizio 20:45 Fine 21:47

Esposta alle:

Powered by FICR PERUGIA TIMING





ACI Racing Weekend Misano, 4-5 Maggio 2024
Porsche Carrera Cup Italia - Classifica Prove Libere

Misano Circuit Sic 58 4.226 m

2 / 3

Penalty and Infringement

20.48	46	N. PUJATTI	Time Deleted (1'53.352) - Exceeded Track Limits - Turn 6
20.51	17	F. SCHURING	Time Deleted (1'38.187) - Exceeded Track Limits - Turn 8
20.51	40	J. STIAK	Time Deleted (2'07.502) - Exceeded Track Limits - Turn 6
20.52	17	F. SCHURING	Time Deleted (1'38.926) - Exceeded Track Limits - Turn 16
20.52	32	G. QUARESMINI	Time Deleted (1'39.622) - Exceeded Track Limits - Turn 8
20.52	46	N. PUJATTI	Time Deleted (1'41.243) - Exceeded Track Limits - Turn 8
20.52	15	A. FESTANTE	Time Deleted (1'37.080) - Exceeded Track Limits - Turn 6
20.54	7	B. HALL	Time Deleted (1'50.197) - Exceeded Track Limits - Turn 6
20.54	1	L. TEN VOORDE	Time Deleted (1'37.563) - Exceeded Track Limits - Turn 8
20.55	88	L. PASTORELLI	Time Deleted (1'39.541) - Exceeded Track Limits - Turn 6
20.55	99	H. CHIRIGUT	Lap (1'45.755) and Following Deleted - Exceeded Track Limits - Turn 16
20.56	15	A. FESTANTE	Time Deleted (1'37.950) - Exceeded Track Limits - Turn 8
20.57	54	S. STEFANELLI	Time Deleted (1'39.801) - Exceeded Track Limits - Turn 6
20.57	99	H. CHIRIGUT	Time Deleted (1'42.381) - Exceeded Track Limits - Turn 8
20.58	3	A. CERQUI	Lap (1'37.389) and Following Deleted - Exceeded Track Limits - Turn 16
20.58	10	P. ARMANNI	Lap (1'37.863) and Following Deleted - Exceeded Track Limits - Turn 16
20.58	67	A. DE GIACOMI	Time Deleted (1'38.372) - Exceeded Track Limits - Turn 6
20.59	33	H. FELBERMAYR	Lap (1'44.527) and Following Deleted - Exceeded Track Limits - Turn 16
20.59	7	B. HALL	Time Deleted (4'57.582) - Exceeded Track Limits - Turn 6
20.59	54	S. STEFANELLI	Time Deleted (1'43.770) - Exceeded Track Limits - Turn 8
20.59	56	C. BRUSA	Lap (1'38.785) and Following Deleted - Exceeded Track Limits - Turn 16
20.59	44	F. OLIVIERI	Lap (1'49.174) and Following Deleted - Exceeded Track Limits - Turn 16
21.00	10	P. ARMANNI	Time Deleted (1'37.267) - Exceeded Track Limits - Turn 8
21.01	44	F. OLIVIERI	Time Deleted (5'57.301) - Exceeded Track Limits - Turn 16
21.05	26	M. KLEIN	Time Deleted (1'54.065) - Exceeded Track Limits - Turn 8
21.07	38	S. IAQUINTA	Lap (1'36.516) and Following Deleted - Exceeded Track Limits - Turn 16
21.07	51	P. GNEMMI	Time Deleted (1'54.314) - Exceeded Track Limits - Turn 8
21.07	88	L. PASTORELLI	Time Deleted (1'38.000) - Exceeded Track Limits - Turn 8
21.07	56	C. BRUSA	Lap (1'38.344) and Following Deleted - Exceeded Track Limits - Turn 16
21.08	1	L. TEN VOORDE	Time Deleted (1'40.374) - Exceeded Track Limits - Turn 8
21.09	88	L. PASTORELLI	Time Deleted (1'38.240) - Exceeded Track Limits - Turn 8
21.09	3	A. CERQUI	Time Deleted (5'10.687) - Exceeded Track Limits - Turn 8
21.10	17	F. SCHURING	Lap (1'36.905) and Following Deleted - Exceeded Track Limits - Turn 16
21.11	32	G. QUARESMINI	Time Deleted (5'22.925) - Exceeded Track Limits - Turn 8
21.12	44	F. OLIVIERI	Time Deleted (1'37.704) - Exceeded Track Limits - Turn 8
21.13	25	D. GREGOR	Time Deleted (1'37.344) - Exceeded Track Limits - Turn 8
21.14	38	S. IAQUINTA	Time Deleted (1'37.064) - Exceeded Track Limits - Turn 8
21.14	88	L. PASTORELLI	Time Deleted (5'42.026) - Exceeded Track Limits - Turn 8
21.14	21	D. BERTONELLI	Time Deleted (1'36.639) - Exceeded Track Limits - Turn 6
21.15	46	N. PUJATTI	Time Deleted (1'38.527) - Exceeded Track Limits - Turn 6
21.16	8	K. MASTERS	Time Deleted (1'36.263) - Exceeded Track Limits - Turn 8
21.16	21	D. BERTONELLI	Time Deleted (1'36.837) - Exceeded Track Limits - Turn 6
21.16	19	A. IMPERATO	Time Deleted (7'31.611) - Exceeded Track Limits - Turn 6
21.16	54	S. STEFANELLI	Time Deleted (1'39.774) - Exceeded Track Limits - Turn 8
21.16	14	S. GIACON	Time Deleted (1'37.207) - Exceeded Track Limits - Turn 6
21.17	56	C. BRUSA	Lap (7'59.643) and Following Deleted - Exceeded Track Limits - Turn 16
21.18	1	L. TEN VOORDE	Lap (1'53.873) and Following Deleted - Exceeded Track Limits - Turn 16
21.20	15	A. FESTANTE	Lap (1'38.125) and Following Deleted - Exceeded Track Limits - Turn 16
21.20	1	L. TEN VOORDE	Time Deleted (1'35.989) - Exceeded Track Limits - Turn 16
21.20	12	L. ZENDELI	Lap (1'37.081) and Following Deleted - Exceeded Track Limits - Turn 16
21.20	8	K. MASTERS	Time Deleted (1'36.515) - Exceeded Track Limits - Turn 8
21.21	32	G. QUARESMINI	Lap (1'39.626) and Following Deleted - Exceeded Track Limits - Turn 16
21.22	1	L. TEN VOORDE	Time Deleted (1'36.160) - Exceeded Track Limits - Turn 16
21.22	21	D. BERTONELLI	Lap (1'36.663) and Following Deleted - Exceeded Track Limits - Turn 16
21.23	25	D. GREGOR	Time Deleted (1'37.125) - Exceeded Track Limits - Turn 8
21.23	40	J. STIAK	Time Deleted (1'36.694) - Exceeded Track Limits - Turn 6
21.24	12	L. ZENDELI	Time Deleted (1'37.041) - Exceeded Track Limits - Turn 6
21.24	88	L. PASTORELLI	Time Deleted (1'39.257) - Exceeded Track Limits - Turn 6
21.25	12	L. ZENDELI	Time Deleted (1'37.344) - Exceeded Track Limits - Turn 6
21.26	25	D. GREGOR	Time Deleted (1'37.471) - Exceeded Track Limits - Turn 6

Direttore di Gara : Fabrizio Fondacci

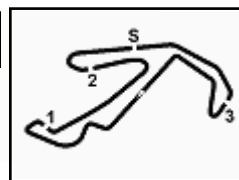
Direttore di Prova : Massimiliano Ghinassi

03/05/2024 Inizio 20:45 Fine 21:47

Esposta alle:

Powered by FICr PERUGIA TIMING





ACI Racing Weekend Misano, 4-5 Maggio 2024
Porsche Carrera Cup Italia - Classifica Prove Libere

Misano Circuit Sic 58 4.226 m

3 / 3

21.27	28	F. BRASCHI	Time Deleted (7'53.812) - Exceeded Track Limits - Turn 6
21.27	51	P. GNEMMI	Time Deleted (2'07.246) - Exceeded Track Limits - Turn 8
21.28	25	D. GREGOR	Time Deleted (1'37.237) - Exceeded Track Limits - Turn 8
21.29	10	P. ARMANNI	Lap (1'37.565) and Following Deleted - Exceeded Track Limits - Turn 16
21.31	12	L. ZENDELI	Current Lap Deleted - Exceeded Track Limits - Turn 6
21.31	52	A. DE AMICIS	Lap (1'39.819) and Following Deleted - Exceeded Track Limits - Turn 16
21.34	44	F. OLIVIERI	Time Deleted (1'37.825) - Exceeded Track Limits - Turn 8
21.35	19	A. IMPERATO	Time Deleted (1'39.229) - Exceeded Track Limits - Turn 6
21.35	17	F. SCHURING	Lap (1'37.921) and Following Deleted - Exceeded Track Limits - Turn 16
21.36	33	H. FELBERMAYR	Lap (1'37.070) and Following Deleted - Exceeded Track Limits - Turn 16
21.38	40	J. STIAK	Lap (1'36.582) and Following Deleted - Exceeded Track Limits - Turn 16
21.38	19	A. IMPERATO	Lap (1'38.274) and Following Deleted - Exceeded Track Limits - Turn 16
21.39	7	B. HALL	Time Deleted (1'37.223) - Exceeded Track Limits - Turn 6
21.40	32	G. QUARESMINI	Current Lap Deleted - Exceeded Track Limits - Turn 8
21.40	51	P. GNEMMI	Time Deleted (1'38.081) - Exceeded Track Limits - Turn 6
21.43	25	D. GREGOR	Current Lap Deleted - Exceeded Track Limits - Turn 6

Fastest Laps Sequence

Num.	Concorrente	Naz	Team	Auto	Local Time	Tempo	Dist.	Media
40	J. STIAK	DEU	Target Competition	Porsche 911 GT3 CUP 992	20:49'08.112	1'41.699		149,594
1	L. TEN VOORDE	NLD	Enrico Fulgenzi Racing	Porsche 911 GT3 CUP 992	20:50'20.363	1'41.025	-0.674	150,592
40	J. STIAK	DEU	Target Competition	Porsche 911 GT3 CUP 992	20:50'47.427	1'39.315	-1.710	153,185
32	G. QUARESMINI	ITA	Tsunami RT	Porsche 911 GT3 CUP 992	20:51'08.440	1'38.206	-1.109	154,915
1	L. TEN VOORDE	NLD	Enrico Fulgenzi Racing	Porsche 911 GT3 CUP 992	20:51'56.954	1'36.591	-1.615	157,505
1	L. TEN VOORDE	NLD	Enrico Fulgenzi Racing	Porsche 911 GT3 CUP 992	20:58'26.927	1'36.302	-0.289	157,978
1	L. TEN VOORDE	NLD	Enrico Fulgenzi Racing	Porsche 911 GT3 CUP 992	21:07'29.185	1'36.248	-0.054	158,067
1	L. TEN VOORDE	NLD	Enrico Fulgenzi Racing	Porsche 911 GT3 CUP 992	21:12'23.602	1'36.086	-0.162	158,333
1	L. TEN VOORDE	NLD	Enrico Fulgenzi Racing	Porsche 911 GT3 CUP 992	21:37'05.049	1'36.040	-0.046	158,409
32	G. QUARESMINI	ITA	Tsunami RT	Porsche 911 GT3 CUP 992	21:37'35.750	1'35.927	-0.113	158,596
21	D. BERTONELLI	ITA	The Driving Experiences	Porsche 911 GT3 CUP 992	21:39'24.513	1'35.765	-0.162	158,864
15	A. FESTANTE	ITA	Dinamic Motorsport	Porsche 911 GT3 CUP 992	21:43'58.453	1'35.751	-0.014	158,887

Direttore di Gara : Fabrizio Fondacci

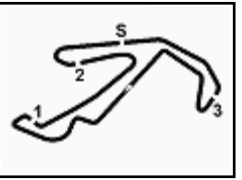
Direttore di Prova : Massimiliano Ghinassi

03/05/2024 Inizio 20:45 Fine 21:47

Esposta alle:

Powered by FICr PERUGIA TIMING





MIGLIOR GIRO

1	15	FESTANTE Aldo	Porsche 911 GT3 CUP 992	1'35.751
2	21	BERTONELLI Diego	Porsche 911 GT3 CUP 992	1'35.765
3	26	KLEIN Marvin	Porsche 911 GT3 CUP 992	1'35.796
4	1	TEN VOORDE Larry	Porsche 911 GT3 CUP 992	1'35.840
5	28	BRASCHI Francesco	Porsche 911 GT3 CUP 992	1'35.858
6	38	IAQUINTA Simone	Porsche 911 GT3 CUP 992	1'35.890
7	32	QUARESMINI Gianmarco	Porsche 911 GT3 CUP 992	1'35.927
8	7	HALL Bayley	Porsche 911 GT3 CUP 992	1'36.248
9	8	MASTERS Keagan	Porsche 911 GT3 CUP 992	1'36.249
10	12	ZENDELI Lirim	Porsche 911 GT3 CUP 992	1'36.521
11	40	STIAK Janne	Porsche 911 GT3 CUP 992	1'36.591
12	3	CERQUI Alberto	Porsche 911 GT3 CUP 992	1'36.758
13	33	FELBERMAYR Horst Felix	Porsche 911 GT3 CUP 992	1'36.789
14	46	PUJATTI Nicholas	Porsche 911 GT3 CUP 992	1'36.932
15	17	SCHURING Flynt	Porsche 911 GT3 CUP 992	1'36.957
16	25	GREGOR Daniel	Porsche 911 GT3 CUP 992	1'37.025
17	10	ARMANNI Pietro	Porsche 911 GT3 CUP 992	1'37.068
18	14	GIACON Steven	Porsche 911 GT3 CUP 992	1'37.100
19	52	DE AMICIS Alberto	Porsche 911 GT3 CUP 992	1'37.124
20	70	GIORGI Gianluca	Porsche 911 GT3 CUP 992	1'37.167
21	44	OLIVIERI Flavio	Porsche 911 GT3 CUP 992	1'37.298
22	24	FANT Filippo	Porsche 911 GT3 CUP 992	1'37.340
23	88	PASTORELLI Luca	Porsche 911 GT3 CUP 992	1'37.384
24	67	DE GIACOMI Alex	Porsche 911 GT3 CUP 992	1'37.494
25	50	FENICI Francesco Maria	Porsche 911 GT3 CUP 992	1'37.502
26	56	BRUSA Cesare	Porsche 911 GT3 CUP 992	1'37.602
27	51	GNEMMI Paolo	Porsche 911 GT3 CUP 992	1'37.798
28	19	IMPERATO Anthony	Porsche 911 GT3 CUP 992	1'37.893
29	54	STEFANELLI Stefano	Porsche 911 GT3 CUP 992	1'38.461
30	99	CHIRIGUT Horia-Traian	Porsche 911 GT3 CUP 992	1'38.663
31	69	MONTAGNESE Massimiliano	Porsche 911 GT3 CUP 992	1'39.099

SPEED

1	28	BRASCHI Francesco	Porsche 911 GT3 CUP 992	220,4
2	15	FESTANTE Aldo	Porsche 911 GT3 CUP 992	220,4
3	33	FELBERMAYR Horst Felix	Porsche 911 GT3 CUP 992	220,4
4	1	TEN VOORDE Larry	Porsche 911 GT3 CUP 992	220,0
5	70	GIORGI Gianluca	Porsche 911 GT3 CUP 992	220,0
6	40	STIAK Janne	Porsche 911 GT3 CUP 992	219,5
7	17	SCHURING Flynt	Porsche 911 GT3 CUP 992	219,5
8	26	KLEIN Marvin	Porsche 911 GT3 CUP 992	219,5
9	38	IAQUINTA Simone	Porsche 911 GT3 CUP 992	219,1
10	52	DE AMICIS Alberto	Porsche 911 GT3 CUP 992	219,1
11	8	MASTERS Keagan	Porsche 911 GT3 CUP 992	219,1
12	21	BERTONELLI Diego	Porsche 911 GT3 CUP 992	219,1
13	51	GNEMMI Paolo	Porsche 911 GT3 CUP 992	219,1
14	88	PASTORELLI Luca	Porsche 911 GT3 CUP 992	218,6
15	14	GIACON Steven	Porsche 911 GT3 CUP 992	218,6
16	25	GREGOR Daniel	Porsche 911 GT3 CUP 992	218,6
17	19	IMPERATO Anthony	Porsche 911 GT3 CUP 992	218,6
18	7	HALL Bayley	Porsche 911 GT3 CUP 992	218,6
19	12	ZENDELI Lirim	Porsche 911 GT3 CUP 992	218,6
20	32	QUARESMINI Gianmarco	Porsche 911 GT3 CUP 992	218,2
21	44	OLIVIERI Flavio	Porsche 911 GT3 CUP 992	218,2
22	10	ARMANNI Pietro	Porsche 911 GT3 CUP 992	218,2
23	99	CHIRIGUT Horia-Traian	Porsche 911 GT3 CUP 992	218,2
24	56	BRUSA Cesare	Porsche 911 GT3 CUP 992	218,2
25	24	FANT Filippo	Porsche 911 GT3 CUP 992	218,2
26	3	CERQUI Alberto	Porsche 911 GT3 CUP 992	217,7
27	69	MONTAGNESE Massimiliano	Porsche 911 GT3 CUP 992	217,7
28	50	FENICI Francesco Maria	Porsche 911 GT3 CUP 992	217,7
29	46	PUJATTI Nicholas	Porsche 911 GT3 CUP 992	217,3
30	67	DE GIACOMI Alex	Porsche 911 GT3 CUP 992	217,3
31	54	STEFANELLI Stefano	Porsche 911 GT3 CUP 992	216,9

SEG. 1

1	21	BERTONELLI Diego	25.140
2	38	IAQUINTA Simone	25.143
3	32	QUARESMINI Gianmarco	25.237
4	26	KLEIN Marvin	25.246
5	7	HALL Bayley	25.267
6	15	FESTANTE Aldo	25.268
7	8	MASTERS Keagan	25.326
8	1	TEN VOORDE Larry	25.350
9	40	STIAK Janne	25.357
10	28	BRASCHI Francesco	25.377
11	3	CERQUI Alberto	25.452
12	12	ZENDELI Lirim	25.466
13	25	GREGOR Daniel	25.501
14	33	FELBERMAYR Horst Feli	25.543
15	17	SCHURING Flynt	25.574
16	10	ARMANNI Pietro	25.584
17	44	OLIVIERI Flavio	25.589
18	52	DE AMICIS Alberto	25.628
19	70	GIORGI Gianluca	25.744
20	14	GIACON Steven	25.746
21	56	BRUSA Cesare	25.763
22	67	DE GIACOMI Alex	25.766
23	24	FANT Filippo	25.773
24	88	PASTORELLI Luca	25.774
25	50	FENICI Francesco Maria	25.783
26	46	PUJATTI Nicholas	25.790
27	54	STEFANELLI Stefano	25.836
28	51	GNEMMI Paolo	25.851
29	19	IMPERATO Anthony	25.918
30	69	MONTAGNESE Massimil	26.109
31	99	CHIRIGUT Horia-Traian	26.120

SEG. 2

1	15	FESTANTE Aldo	22.511
2	21	BERTONELLI Diego	22.571
3	1	TEN VOORDE Larry	22.572
4	8	MASTERS Keagan	22.573
5	38	IAQUINTA Simone	22.592
6	33	FELBERMAYR Horst Feli	22.638
7	26	KLEIN Marvin	22.648
8	28	BRASCHI Francesco	22.651
9	32	QUARESMINI Gianmarco	22.658
10	52	DE AMICIS Alberto	22.670
11	3	CERQUI Alberto	22.676
12	25	GREGOR Daniel	22.707
13	17	SCHURING Flynt	22.718
14	40	STIAK Janne	22.763
15	46	PUJATTI Nicholas	22.764
16	14	GIACON Steven	22.776
17	7	HALL Bayley	22.782
18	19	IMPERATO Anthony	22.788
19	10	ARMANNI Pietro	22.811
20	44	OLIVIERI Flavio	22.817
21	12	ZENDELI Lirim	22.827
22	56	BRUSA Cesare	22.830
23	51	GNEMMI Paolo	22.844
24	88	PASTORELLI Luca	22.844
25	67	DE GIACOMI Alex	22.861
26	70	GIORGI Gianluca	22.881
27	50	FENICI Francesco Maria	22.936
28	54	STEFANELLI Stefano	22.947
29	24	FANT Filippo	22.991
30	69	MONTAGNESE Massimil	23.044
31	99	CHIRIGUT Horia-Traian	23.062

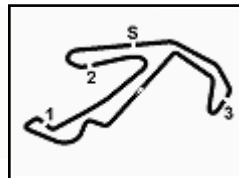
SEG. 3

1	28	BRASCHI Francesco	26.447
2	26	KLEIN Marvin	26.534
3	38	IAQUINTA Simone	26.572
4	1	TEN VOORDE Larry	26.583
5	15	FESTANTE Aldo	26.707
6	21	BERTONELLI Diego	26.730
7	8	MASTERS Keagan	26.735
8	32	QUARESMINI Gianmarco	26.754
9	12	ZENDELI Lirim	26.767
10	24	FANT Filippo	26.815
11	44	OLIVIERI Flavio	26.831
12	40	STIAK Janne	26.834
13	88	PASTORELLI Luca	26.867
14	17	SCHURING Flynt	26.883
15	19	IMPERATO Anthony	26.929
16	3	CERQUI Alberto	26.941
17	10	ARMANNI Pietro	26.945
18	70	GIORGI Gianluca	26.947
19	67	DE GIACOMI Alex	26.950
20	14	GIACON Steven	26.977
21	7	HALL Bayley	26.980
22	25	GREGOR Daniel	26.993
23	33	FELBERMAYR Horst Feli	27.007
24	46	PUJATTI Nicholas	27.015
25	50	FENICI Francesco Maria	27.070
26	56	BRUSA Cesare	27.092
27	51	GNEMMI Paolo	27.142
28	52	DE AMICIS Alberto	27.168
29	54	STEFANELLI Stefano	27.209
30	99	CHIRIGUT Horia-Traian	27.393
31	69	MONTAGNESE Massimil	27.454

SEG. 4

1	21	BERTONELLI Diego	21.085
2	15	FESTANTE Aldo	21.102
3	26	KLEIN Marvin	21.131
4	1	TEN VOORDE Larry	21.157
5	28	BRASCHI Francesco	21.214
6	7	HALL Bayley	21.219
7	32	QUARESMINI Gianmarco	21.273
8	33	FELBERMAYR Horst Feli	21.299
9	38	IAQUINTA Simone	21.310
10	17	SCHURING Flynt	21.341
11	8	MASTERS Keagan	21.344
12	40	STIAK Janne	21.345
13	12	ZENDELI Lirim	21.347
14	46	PUJATTI Nicholas	21.363
15	70	GIORGI Gianluca	21.381
16	3	CERQUI Alberto	21.390
17	25	GREGOR Daniel	21.410
18	14	GIACON Steven	21.451
19	51	GNEMMI Paolo	21.505
20	10	ARMANNI Pietro	21.527
21	52	DE AMICIS Alberto	21.585
22	67	DE GIACOMI Alex	21.587
23	44	OLIVIERI Flavio	21.590
24	50	FENICI Francesco Maria	21.619
25	24	FANT Filippo	21.642
26	19	IMPERATO Anthony	21.643
27	88	PASTORELLI Luca	21.666
28	56	BRUSA Cesare	21.716
29	99	CHIRIGUT Horia-Traian	21.890
30	69	MONTAGNESE Massimil	21.919
31	54	STEFANELLI Stefano	21.961





ACI Racing Weekend Misano, 4-5 Maggio 2024
Porsche Carrera Cup Italia - Ideal Time Prove Libere

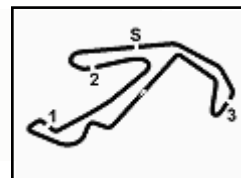
Misano Circuit Sic 58 4.226 m

Num.	Conduttore	Auto	Seg. 1	Seg. 2	Seg. 3	Seg. 4	Ideal Time		
			Diff. 1	Diff. 2	Diff. 3	Diff. 4	Miglior Giro	Pos.	Diff.
1	21 BERTONELLI D. (ITA)	Porsche 911 GT3 CUP 992	25.140	22.571	26.730 +0.239	21.085	1'35.526 1'35.765	2	0.239
2	26 KLEIN M. (FRA)	Porsche 911 GT3 CUP 992	25.246 +0.019	22.648 +0.159	26.534 +0.059	21.131	1'35.559 1'35.796	3	0.237
3	15 FESTANTE A. (ITA)	Porsche 911 GT3 CUP 992	25.268 +0.055	22.511 +0.108	26.707	21.102	1'35.588 1'35.751	1	0.163
4	38 IAQUINTA S. (ITA)	Porsche 911 GT3 CUP 992	25.143 +0.170	22.592	26.572 +0.103	21.310	1'35.617 1'35.890	6	0.273
5	1 TEN VOORDE L. (NLD)	Porsche 911 GT3 CUP 992	25.350 +0.102	22.572	26.583 +0.076	21.157	1'35.662 1'35.840	4	0.178
6	28 BRASCHI F. (ITA)	Porsche 911 GT3 CUP 992	25.377 +0.169	22.651	26.447	21.214	1'35.689 1'35.858	5	0.169
7	32 QUARESMINI G. (ITA)	Porsche 911 GT3 CUP 992	25.237	22.658	26.754 +0.005	21.273	1'35.922 1'35.927	7	0.005
8	8 MASTERS K. (ZAF)	Porsche 911 GT3 CUP 992	25.326 +0.109	22.573	26.735	21.344 +0.162	1'35.978 1'36.249	9	0.271
9	7 HALL B. (AUS)	Porsche 911 GT3 CUP 992	25.267	22.782	26.980	21.219	1'36.248	8	
10	40 STIAK J. (DEU)	Porsche 911 GT3 CUP 992	25.357 +0.052	22.763	26.834 +0.039	21.345 +0.201	1'36.299 1'36.591	11	0.292
11	12 ZENDELI L. (DEU)	Porsche 911 GT3 CUP 992	25.466 +0.083	22.827 +0.030	26.767 +0.001	21.347	1'36.407 1'36.521	10	0.114
12	3 CERQUI A. (ITA)	Porsche 911 GT3 CUP 992	25.452	22.676	26.941	21.390 +0.299	1'36.459 1'36.758	12	0.299
13	33 FELBERMAYR H. (AUT)	Porsche 911 GT3 CUP 992	25.543 +0.081	22.638 +0.070	27.007 +0.015	21.299 +0.136	1'36.487 1'36.789	13	0.302
14	17 SCHURING F. (NLD)	Porsche 911 GT3 CUP 992	25.574 +0.202	22.718 +0.016	26.883 +0.119	21.341 +0.104	1'36.516 1'36.957	15	0.441
15	25 GREGOR D. (DEU)	Porsche 911 GT3 CUP 992	25.501 +0.291	22.707 +0.071	26.993 +0.052	21.410	1'36.611 1'37.025	16	0.414
16	44 OLIVIERI F. (ITA)	Porsche 911 GT3 CUP 992	25.589 +0.221	22.817 +0.001	26.831 +0.200	21.590 +0.049	1'36.827 1'37.298	21	0.471
17	10 ARMANNI P. (ITA)	Porsche 911 GT3 CUP 992	25.584 +0.102	22.811	26.945 +0.098	21.527 +0.001	1'36.867 1'37.068	17	0.201
18	46 PUJATTI N. (ITA)	Porsche 911 GT3 CUP 992	25.790	22.764	27.015	21.363	1'36.932 1'36.932	14	
19	14 GIACON S. (ITA)	Porsche 911 GT3 CUP 992	25.746	22.776 +0.049	26.977 +0.101	21.451	1'36.950 1'37.100	18	0.150
20	70 GIORGI G. (ITA)	Porsche 911 GT3 CUP 992	25.744 +0.009	22.881	26.947	21.381 +0.205	1'36.953 1'37.167	20	0.214
21	52 DE AMICIS A. (ITA)	Porsche 911 GT3 CUP 992	25.628 +0.064	22.670	27.168 +0.009	21.585	1'37.051 1'37.124	19	0.073
22	88 PASTORELLI L. (ITA)	Porsche 911 GT3 CUP 992	25.774 +0.083	22.844 +0.112	26.867 +0.038	21.666	1'37.151 1'37.384	23	0.233
23	67 DE GIACOMI A. (ITA)	Porsche 911 GT3 CUP 992	25.766	22.861 +0.001	26.950 +0.192	21.587 +0.137	1'37.164 1'37.494	24	0.330
24	24 FANT F. (ITA)	Porsche 911 GT3 CUP 992	25.773 +0.012	22.991	26.815	21.642 +0.107	1'37.221 1'37.340	22	0.119
25	19 IMPERATO A. (USA)	Porsche 911 GT3 CUP 992	25.918 +0.049	22.788 +0.218	26.929	21.643 +0.348	1'37.278 1'37.893	28	0.615
26	51 GNEMMI P. (ITA)	Porsche 911 GT3 CUP 992	25.851 +0.312	22.844 +0.144	27.142	21.505	1'37.342 1'37.798	27	0.456
27	56 BRUSA C. (ITA)	Porsche 911 GT3 CUP 992	25.763	22.830	27.092 +0.030	21.716 +0.171	1'37.401 1'37.602	26	0.201
28	50 FENICI F. (ITA)	Porsche 911 GT3 CUP 992	25.783	22.936	27.070 +0.094	21.619	1'37.408 1'37.502	25	0.094
29	54 STEFANELLI S. (ITA)	Porsche 911 GT3 CUP 992	25.836	22.947 +0.166	27.209 +0.342	21.961	1'37.953 1'38.461	29	0.508
30	99 CHIRIGUT H. (ROU)	Porsche 911 GT3 CUP 992	26.120 +0.097	23.062 +0.003	27.393 +0.008	21.890 +0.090	1'38.465 1'38.663	30	0.198
31	69 MONTAGNESE M. (ITA)	Porsche 911 GT3 CUP 992	26.109 +0.197	23.044 +0.298	27.454	21.919 +0.078	1'38.526 1'39.099	31	0.573
Ideal Time Assoluto			25.140	22.511	26.447	21.085	1'35.183		



ACI Racing Weekend Misano, 4-5 Maggio 2024
Porsche Carrera Cup Italia - Analisi Tempi Prove Libere

1.5



Misano Circuit Sic 58 4.226 m

1 / 7

1 L. TEN VORDE (1'35.840)

Giro	Seg.1	Seg.2	Seg.3	Seg.4	T. Giro	km/h	Local Time
1							
2	51.461	31.997	31.421	23.949	2'18.828P	210,1	20:48'39.338
3	27.405	24.132	27.911	21.577	1'41.025	214,7	20:50'20.363
4	25.567	22.844	26.851	21.329	1'36.591	218,2	20:51'56.954
5	25.573	22.965	26.908	21.295	1'36.741	218,2	20:53'33.695
6	25.642	22.886	27.426	21.609	1'37.563C	217,3	20:55'11.258
7	25.642	22.844	27.062	23.819	1'39.367	218,2	20:56'50.625
8	25.538	22.728	26.824	21.212	1'36.302	218,6	20:58'26.927
9	25.556	22.712	26.881	4'14.005	5'29.154P	218,2	21:03'56.081
10	42.886	22.864	29.475	21.631	1'56.856P	195,7	21:05'52.937
11	25.533	22.595	26.732	21.388	1'36.248	217,7	21:07'29.185
12	25.350	22.701	27.460	24.863	1'40.374C	219,1	21:09'09.559
13	25.602	22.715	27.398	22.242	1'37.957	218,2	21:10'47.516
14	25.453	22.607	26.735	21.291	1'36.086	217,7	21:12'23.602
15	25.457	22.637	26.745	3'20.795	4'35.634P	218,6	21:16'59.236
16	42.672	22.846	26.884	21.471	1'53.873CP	216,4	21:18'53.109
17	25.454	22.692	26.770	21.237	1'36.153C	217,7	21:20'29.262
18	25.492	22.618	26.708	21.171	1'35.989C	217,7	21:22'05.251
19	25.507	22.638	26.727	21.288	1'36.160C	218,6	21:23'41.411
20	25.405	22.761	27.783	6'42.155	7'58.104P	217,7	21:31'39.515
21	59.658	23.584	27.116	21.415	2'11.773P	216,9	21:33'51.288
22	26.464	23.008	26.880	21.369	1'37.721	218,6	21:35'29.009
23	25.466	22.673	26.645	21.256	1'36.040	220,0	21:37'05.049
24	26.404	24.299	26.840	21.304	1'38.847	219,1	21:38'43.896
25	25.933	22.958	26.788	21.237	1'36.916	219,5	21:40'20.812
26	25.452	22.572	26.659	21.157	1'35.840	220,0	21:41'56.652
27	25.414	22.660	26.583	36.722	1'51.379P	220,0	21:43'48.031
28	57.239	23.482	27.748			218,2	

8 K. MASTERS (1'36.249)

Giro	Seg.1	Seg.2	Seg.3	Seg.4	T. Giro	km/h	Local Time
1							
2	49.358	35.007	32.504	27.074	2'23.943P	155,6	20:57'27.521
3	28.656	29.282	30.933	2'49.608	4'18.479P	145,9	21:01'46.000
4	45.912	27.233	27.707	22.006	2'02.858P	213,0	21:03'48.858
5	25.743	22.902	27.010	21.699	1'37.354	217,7	21:05'26.212
6	25.617	22.729	26.761	21.346	1'36.453	217,3	21:07'02.665
7	26.023	22.892	26.839	21.401	1'37.155	217,3	21:08'39.820
8	25.423	22.723	26.883	21.514	1'36.543	216,9	21:10'16.363
9	25.472	22.760	26.781	21.344	1'36.357	216,9	21:11'52.720
10	25.412	22.787	26.838	21.461	1'36.498	218,2	21:13'29.218
11	25.426	22.828	27.667	22.103	1'38.024	219,1	21:15'07.242
12	25.326	22.796	26.740	21.401	1'36.263C	217,7	21:16'43.505
13	25.442	22.896	30.214	22.104	1'40.656	211,8	21:18'24.161
14	26.431	23.102	26.896	22.952	1'39.381	217,7	21:20'03.542
15	25.442	22.702	26.802	21.569	1'36.515C	217,3	21:21'40.057
16	25.362	22.711	26.802	21.562	1'36.437	217,7	21:23'16.494
17	25.435	22.573	26.735	21.506	1'36.249	217,3	21:24'52.743
18	25.332	23.753	26.983	21.676	1'37.744	217,7	21:26'30.487
19	25.665	22.633	26.833	21.356	1'36.487	218,2	21:28'06.974
20	25.490	22.669	26.782	21.506	1'36.447	217,7	21:29'43.421
21	25.494	22.901	26.955	3'40.199	4'55.549P	218,2	21:34'38.970
22	47.279	24.427	27.557			217,3	

10 P. ARMANNI (1'37.068)

Giro	Seg.1	Seg.2	Seg.3	Seg.4	T. Giro	km/h	Local Time
1							
2	28.407	27.379	28.555	38.740	2'03.081P	207,3	20:51'06.349
3	2'34.181	24.635	32.253	26.410	3'57.479P	175,9	20:55'03.828
4	25.897	23.143	27.196	21.567	1'37.803	216,9	20:56'41.631
5	25.806	23.273	27.278	21.506	1'37.863C	215,6	20:58'19.494
6	25.808	23.205	27.049	21.540	1'37.602C	216,4	20:59'57.096
7	25.584	22.925	27.211	21.547	1'37.267C	216,0	21:01'34.363
8	25.682	22.950	27.074	21.652	1'37.358	217,3	21:03'11.721
9	25.651	23.025	26.996	21.527	1'37.199	217,3	21:04'48.920
10	25.686	22.811	27.043	21.528	1'37.068	217,3	21:06'25.988
11	25.666	23.025	26.971	21.572	1'37.234	217,7	21:08'03.222
12	25.702	22.933	26.945	21.716	1'37.296	216,9	21:09'40.518
13	25.831	23.015	27.079	21.563	1'37.488	217,7	21:11'18.006
14	25.702	23.019	26.983	21.555	1'37.259	217,3	21:12'55.265
15	32.503	28.753	27.562	21.826	1'50.644	216,0	21:14'45.909
16	25.815	22.936	27.324	22.119	1'38.194	218,2	21:16'24.103
17	25.864	22.883	27.161	41.021	1'56.929P	217,7	21:18'21.032
18	6'12.791	23.884	27.409	22.459	7'26.543P	215,6	21:25'47.575
19	25.690	23.021	27.046	21.780	1'37.537	217,7	21:27'25.112
20	25.623	23.153	27.111	21.678	1'37.565C	217,7	21:29'02.677
21	25.870	24.757	27.980	21.923	1'40.530C	211,4	21:30'43.207
22	25.777	23.290	27.216	21.610	1'37.893	218,2	21:32'21.100
23	36.609	29.401	27.720	22.088	1'55.818	216,4	21:34'16.918
24	26.229	23.299	27.131	35.762	1'52.421P	218,2	21:36'09.339

7 B. HALL (1'36.248)

Giro	Seg.1	Seg.2	Seg.3	Seg.4	T. Giro	km/h	Local Time
1							
2	30.821	28.583	34.620	22.856	1'56.880	95,7	20:49'28.506
3	29.856	30.340	35.746	23.120	1'59.062	181,2	20:51'27.568
4	26.764	27.407	39.553	28.243	2'01.967	137,4	20:53'29.535
5	30.830	26.036	31.251	22.080	1'50.197C	208,5	20:55'19.732
6	25.921	23.627	27.533	21.713	1'38.794	215,6	20:56'58.526
7	25.662	23.318	27.346	21.435	1'37.761	216,4	20:58'36.287

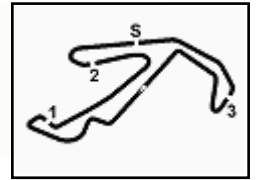
03/05/2024

P = Box In/Out - C = Tempo Invalidato

Powered by FICr PERUGIA TIMING



ACI Racing Weekend Misano, 4-5 Maggio 2024
Porsche Carrera Cup Italia - Analisi Tempi Prove Libere



Misano Circuit Sic 58 4.226 m

Table with 8 columns: Giro, Seg.1, Seg.2, Seg.3, Seg.4, T. Giro, km/h, Local Time. Rows 25-27.

Table with 8 columns: Giro, Seg.1, Seg.2, Seg.3, Seg.4, T. Giro, km/h, Local Time. Rows 14-25.

12 L. ZENDELI (1'36.521)

Table with 8 columns: Giro, Seg.1, Seg.2, Seg.3, Seg.4, T. Giro, km/h, Local Time. Rows 1-21.

17 F. SCHURING (1'36.957)

Table with 8 columns: Giro, Seg.1, Seg.2, Seg.3, Seg.4, T. Giro, km/h, Local Time. Rows 1-28.

14 S. GIACON (1'37.100)

Table with 8 columns: Giro, Seg.1, Seg.2, Seg.3, Seg.4, T. Giro, km/h, Local Time. Rows 1-17.

19 A. IMPERATO (1'37.893)

Table with 8 columns: Giro, Seg.1, Seg.2, Seg.3, Seg.4, T. Giro, km/h, Local Time. Rows 1-17.

15 A. FESTANTE (1'35.751)

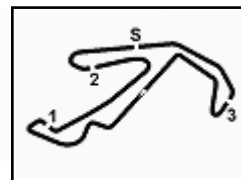
Table with 8 columns: Giro, Seg.1, Seg.2, Seg.3, Seg.4, T. Giro, km/h, Local Time. Rows 1-13.

03/05/2024 P = Box In/Out - C = Tempo Invalidato



ACI Racing Weekend Misano, 4-5 Maggio 2024
Porsche Carrera Cup Italia - Analisi Tempi Prove Libere

1.5



Misano Circuit Sic 58 4.226 m

4 / 7

26 25.246 22.648 26.534 21.406 1'35.834 219,5 21:45'07.524

6 25.904 22.887 27.264 21.958 1'38.013 217,7 21:05'29.409
7 25.874 22.732 27.251 21.416 1'37.273 220,4 21:07'06.682
8 25.743 22.682 27.043 21.357 1'36.825 219,1 21:08'43.507
9 25.804 22.696 27.197 21.568 1'37.265 219,1 21:10'20.772
10 25.701 22.843 27.221 33.181 1'48.946P 218,2 21:12'09.718
11 5'02.861 22.988 28.428 23.433 6'17.710P 217,7 21:18'27.428
12 25.682 22.974 27.167 21.501 1'37.324 220,0 21:20'04.752
13 25.589 22.788 27.241 24.429 1'40.047 218,2 21:21'44.799
14 25.701 22.639 27.007 21.523 1'36.870 219,1 21:23'21.669
15 25.624 22.708 27.022 21.435 1'36.789 217,7 21:24'58.458
16 25.715 22.841 29.342 22.776 1'40.674 216,4 21:26'39.132
17 25.595 22.687 27.105 37.263 1'52.650P 217,3 21:28'31.782
18 3'30.780 23.548 27.434 21.299 4'43.061P 217,7 21:33'14.843
19 25.749 22.865 27.190 21.359 1'37.163 217,3 21:34'52.006
20 25.543 23.014 27.070 21.443 1'37.070C 219,5 21:36'29.076
21 25.716 23.043 27.124 219,5

28 F. BRASCHI (1'35.858)

Giro	Seg.1	Seg.2	Seg.3	Seg.4	T. Giro	km/h	Local Time
1							
2	47.034	27.529	30.701	24.971	2'10.235P	198,5	20:49'22.196
3	28.331	29.776	28.186	23.466	1'49.759	213,9	20:51'11.955
4	33.234	27.783	29.462	23.697	1'54.176	206,1	20:53'06.131
5	25.639	23.017	37.576	22.342	1'48.574	186,9	20:54'54.705
6	26.268	23.022	26.847	21.617	1'37.754	217,7	20:56'32.459
7	25.453	22.968	26.775	21.517	1'36.713	218,6	20:58'09.172
8	26.062	23.452	27.254	3'42.359	4'59.127P	218,6	21:03'08.299
9	41.461	28.401	27.553	22.339	1'59.754P	213,9	21:05'08.053
10	25.596	22.911	26.735	21.436	1'36.678	218,6	21:06'44.731
11	25.492	22.826	26.986	3'27.353	4'42.657P	219,5	21:11'27.388
12	48.374	23.179	29.657	23.465	2'04.675P	175,6	21:13'32.063
13	25.516	22.856	26.586	21.417	1'36.375	217,7	21:15'08.438
14	26.161	22.911	26.869	21.423	1'37.364	218,2	21:16'45.802
15	25.377	22.734	26.647	21.585	1'36.343	219,1	21:18'22.145
16	26.113	23.127	27.133	3'12.413	4'28.786P	217,7	21:22'50.931
17	42.821	24.820	28.206	23.984	1'59.831P	216,9	21:24'50.762
18	25.657	22.841	26.924	21.468	1'36.890	219,5	21:26'27.652
19	25.659	22.848	27.433	6'37.872	7'53.812CP	218,6	21:34'21.464
20	47.749	28.388	30.030	24.563	2'10.730P	214,7	21:36'32.194
21	27.540	26.435	27.609	23.648	1'45.232	214,7	21:38'17.426
22	26.077	23.372	27.321	22.499	1'39.269	217,3	21:39'56.695
23	25.546	22.651	26.447	21.214	1'35.858	220,4	21:41'32.553
24	26.806	23.810	27.939			218,2	

38 S. IAQUINTA (1'35.890)

Giro	Seg.1	Seg.2	Seg.3	Seg.4	T. Giro	km/h	Local Time
1							
2	29.667	28.215	31.354	26.740	1'55.976	164,4	20:50'31.948
3	29.039	25.092	29.760	23.201	1'47.092	214,7	20:52'19.040
4	32.755	32.641	36.991	39.757	2'22.144P	161,7	20:54'41.184
5	6'15.921	24.278	27.623	27.721	7'35.543P	212,2	21:02'16.727
6	25.703	22.996	33.816	23.113	1'45.628	170,9	21:04'02.355
7	25.712	22.994	27.024	21.445	1'37.175	216,9	21:05'39.530
8	25.581	22.788	26.838	21.309	1'36.516C	219,1	21:07'16.046
9	27.946	29.634	27.953	33.966	1'59.499CP	216,0	21:09'15.545
10	2'55.547	25.595	27.923	24.006	4'13.071P	213,9	21:13'28.616
11	25.452	23.203	26.835	21.574	1'37.064C	218,2	21:15'05.680
12	25.503	22.683	26.808	21.534	1'36.528	218,2	21:16'42.208
13	25.611	22.732	27.574	22.104	1'38.021	217,7	21:18'20.229
14	25.946	23.572	27.358	33.210	1'50.086P	216,4	21:20'10.315
15	2'33.770	24.449	27.214	21.902	3'47.335P	215,6	21:23'57.650
16	25.393	22.832	26.810	21.530	1'36.565	217,3	21:25'34.215
17	25.496	25.121	27.996	32.750	1'51.363P	208,1	21:27'25.578
18	1'48.169	28.514	28.854	23.315	3'08.852P	209,7	21:30'34.430
19	29.120	27.961	32.180	22.511	1'51.772	186,9	21:32'26.202
20	25.313	22.841	26.572	21.377	1'36.103	218,2	21:34'02.305
21	27.375	26.394	31.506	24.067	1'49.342	193,5	21:35'51.647
22	25.143	22.597	31.082	22.372	1'41.194	179,7	21:37'32.841
23	25.204	22.594	26.860	21.355	1'36.013	218,2	21:39'08.854
24	25.313	22.592	26.675	21.310	1'35.890	218,6	21:40'44.744
25	25.399	23.708	28.242	46.769	2'04.118P	213,0	21:42'48.862

40 J. STIAK (1'36.591)

Giro	Seg.1	Seg.2	Seg.3	Seg.4	T. Giro	km/h	Local Time
1							
2	27.359	24.616	27.657	22.067	1'41.699	213,0	20:49'08.112
3	26.426	23.502	27.626	21.761	1'39.315	211,4	20:50'47.427
4	25.964	29.403	33.615	38.520	2'07.502CP	202,2	20:52'54.929
5	6'22.978	27.576	27.832	21.836	7'40.222P	213,4	21:00'35.151
6	25.591	23.263	27.072	21.556	1'37.482	217,7	21:02'12.633
7	25.451	23.148	27.575	21.669	1'37.843	219,5	21:03'50.476
8	25.411	22.979	27.232	31.173	1'46.795	216,9	21:05'37.271
9	26.008	23.017	27.022	21.712	1'37.759	217,3	21:07'15.030
10	25.621	22.921	27.188	21.347	1'37.077	216,9	21:08'52.107
11	25.529	22.890	27.214	21.345	1'36.978	216,9	21:10'29.085
12	25.532	22.881	27.084	21.424	1'36.921	216,9	21:12'06.006
13	25.524	23.517	27.403	33.358	1'49.802P	216,9	21:13'55.808
14	4'38.758	23.315	27.341	21.539	5'50.953P	214,7	21:19'46.761
15	25.588	23.160	27.161	21.490	1'37.399	216,4	21:21'24.160
16	25.559	22.876	27.105	21.484	1'37.024	216,9	21:23'01.184

33 H. FELBERMAYR (1'36.789)

Giro	Seg.1	Seg.2	Seg.3	Seg.4	T. Giro	km/h	Local Time
1							
2	29.866	24.315	28.514	21.832	1'44.527C	210,9	20:58'58.435
3	25.857	23.152	27.404	21.629	1'38.042C	217,3	21:00'36.477
4	25.846	22.963	27.305	21.541	1'37.655	218,2	21:02'14.132
5	25.656	22.638	27.538	21.432	1'37.264	218,2	21:03'51.396

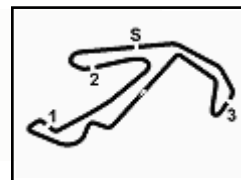
03/05/2024

P = Box In/Out - C = Tempo Invalidato



ACI Racing Weekend Misano, 4-5 Maggio 2024
Porsche Carrera Cup Italia - Analisi Tempi Prove Libere

1.5



Misano Circuit Sic 58 4.226 m

6 / 7

4	25.933	23.163	27.206	22.247	1'38.549	219,1	21:08'58.382	18	26.091	22.997	27.363	21.742	1'38.193	217,7	21:24'25.105
5	26.002	23.052	27.406	21.626	1'38.086	216,9	21:10'36.468	19	25.955	23.199	27.195	21.716	1'38.065	217,3	21:26'03.170
6	26.039	22.877	27.289	21.712	1'37.917	218,2	21:12'14.385	20	25.763	22.830	27.122	21.887	1'37.602	217,3	21:27'40.772
7	26.431	23.324	27.985	45.571	2'03.311P	218,2	21:14'17.696	21	30.380	25.336	29.300	37.805	2'02.821P	215,6	21:29'43.593
8	2'49.275	25.937	30.551	22.146	4'07.909P	200,0	21:18'25.605	22	10'16.434	25.415	32.243			214,3	
9	26.744	23.674	28.210	21.933	1'40.561	217,3	21:20'06.166								
10	25.655	22.869	27.331	21.632	1'37.487	218,6	21:21'43.653								
11	25.638	23.031	27.220	22.065	1'37.954	218,6	21:23'21.607								
12	27.185	23.458	27.542	22.309	1'40.494	219,1	21:25'02.101								
13	25.726	23.588	27.700	22.645	1'39.659	218,2	21:26'41.760								
14	25.628	22.762	27.168	21.623	1'37.181	218,6	21:28'18.941								
15	25.692	22.670	27.177	21.585	1'37.124	217,7	21:29'56.065								
16	26.171	23.622	27.847	22.179	1'39.819C	217,3	21:31'35.884								
17	26.340	24.729	30.162	55.286	2'16.517CP	216,0	21:33'52.401								

67 A. DE GIACOMI (1'37.494)

Giro	Seg.1	Seg.2	Seg.3	Seg.4	T. Giro	km/h	Local Time
1							
2	50.521	29.587	31.524	24.597	2'16.229P	210,5	20:48'08.651
3	29.425	25.251	29.122	23.485	1'47.283	212,6	20:49'55.934
4	27.936	24.490	27.936	22.402	1'42.764	215,6	20:51'38.698
5	26.381	23.506	27.458	22.105	1'39.450	216,4	20:53'18.148
6	26.332	23.267	27.405	22.021	1'39.025	216,4	20:54'57.173
7	26.342	23.174	27.322	21.920	1'38.758	216,4	20:56'35.931
8	26.199	23.159	27.274	22.040	1'38.672	215,6	20:58'14.603
9	26.073	23.086	27.355	21.858	1'38.372C	216,4	20:59'52.975
10	26.197	23.157	27.274	21.834	1'38.462	216,4	21:01'31.437
11	26.198	23.098	27.457	4'10.066	5'26.819P	216,9	21:06'58.256
12	44.824	24.091	28.036	25.097	2'02.048P	213,9	21:09'00.304
13	26.167	23.482	27.904	22.369	1'39.922	212,6	21:10'40.226
14	26.048	23.246	27.111	21.784	1'38.189	216,0	21:12'18.415
15	26.138	23.090	27.509	22.176	1'38.913	216,9	21:13'57.328
16	26.182	22.906	27.221	21.831	1'38.140	216,0	21:15'35.468
17	25.971	22.993	27.410	13'01.259	14'17.633P	215,6	21:29'53.101
18	46.912	25.034	27.612	21.851	2'01.409P	213,4	21:31'54.510
19	25.880	22.861	27.097	21.869	1'37.707	216,4	21:33'32.217
20	25.920	23.332	27.177	1'53.207	3'09.636P	216,9	21:36'41.853
21	50.193	26.734	30.843	23.379	2'11.149P	173,4	21:38'53.002
22	28.842	25.625	28.027	22.778	1'45.272	214,3	21:40'38.274
23	26.331	23.543	27.742	22.005	1'39.621	215,6	21:42'17.895
24	26.067	23.033	26.950	21.587	1'37.637	217,3	21:43'55.532
25	25.766	22.862	27.142	21.724	1'37.494	217,3	21:45'33.026

54 S. STEFANELLI (1'38.461)

Giro	Seg.1	Seg.2	Seg.3	Seg.4	T. Giro	km/h	Local Time
1		31.394	35.923	27.027		177,0	
2	30.803	27.617	34.154	27.934	2'00.508	193,5	20:49'41.743
3	31.314	31.335	30.458	25.203	1'58.310	204,9	20:51'40.053
4	28.095	25.791	29.149	23.434	1'46.469	208,5	20:53'26.522
5	26.822	24.438	29.670	22.888	1'43.818	190,8	20:55'10.340
6	27.618	23.939	27.775	23.116	1'42.448	211,8	20:56'52.788
7	26.183	23.463	27.775	22.380	1'39.801C	213,0	20:58'32.589
8	26.279	23.496	27.487	26.508	1'43.770C	214,3	21:00'16.359
9	25.836	23.113	27.551	21.961	1'38.461	214,7	21:01'54.820
10	26.047	24.898	35.011	22.871	1'48.827	159,8	21:03'43.647
11	25.992	23.231	30.066	45.147	2'04.436P	214,7	21:05'48.083
12	6'54.138	24.649	29.308	24.074	8'12.169P	198,2	21:14'00.252
13	28.156	28.527	30.308	23.731	1'50.722	185,2	21:15'50.974
14	26.269	23.271	27.717	22.517	1'39.774C	213,4	21:17'30.748
15	25.999	23.287	29.168	44.008	2'02.462P	178,8	21:19'33.210
16	3'41.602	26.598	28.479	22.113	4'58.792P	213,4	21:24'32.002
17	25.989	23.348	27.951	23.634	1'40.922	214,7	21:26'12.924
18	26.157	22.947	27.499	24.614	1'41.217	214,7	21:27'54.141
19	25.974	23.213	27.661	21.964	1'38.812	215,1	21:29'32.953
20	26.329	23.319	27.665	22.382	1'39.695	215,1	21:31'12.648
21	26.258	23.319	27.717	22.105	1'39.399	215,1	21:32'52.047
22	28.878	23.283	27.790	52.593	2'12.544P	216,4	21:35'04.591
23	4'57.362	28.049	31.315	24.943	6'21.669P	203,8	21:41'26.260
24	27.481	23.806	27.782	22.110	1'41.179	213,9	21:43'07.439
25	26.335	23.284	27.571	21.975	1'39.165	215,1	21:44'46.604
26	26.281	23.196	27.209	22.054	1'38.740	216,9	21:46'25.344

56 C. BRUSA (1'37.602)

Giro	Seg.1	Seg.2	Seg.3	Seg.4	T. Giro	km/h	Local Time
1		30.149	36.538	25.529		166,9	
2	30.109	25.657	30.596	23.510	1'49.872	207,3	20:51'06.537
3	31.112	24.162	27.986	22.350	1'45.610	216,9	20:52'52.147
4	26.496	23.488	27.541	21.836	1'39.361	216,9	20:54'31.508
5	26.067	23.021	27.523	21.778	1'38.389	217,3	20:56'09.897
6	26.166	23.008	27.436	22.349	1'38.959	216,9	20:57'48.856
7	26.061	23.037	27.808	21.879	1'38.785C	216,9	20:59'27.641
8	26.108	22.985	27.672	22.473	1'39.238C	215,6	21:01'06.879
9	26.195	22.967	27.365	21.973	1'38.500	217,3	21:02'45.379
10	26.190	22.922	27.338	21.824	1'38.274	218,2	21:04'23.653
11	26.057	23.071	27.478	21.782	1'38.388	218,2	21:06'02.041
12	25.889	22.927	27.583	21.945	1'38.344C	217,3	21:07'40.385
13	26.224	23.084	30.498	35.541	1'55.347CP	210,1	21:09'35.732
14	6'42.949	26.502	28.121	22.071	7'59.643CP	215,6	21:17'35.375
15	26.123	23.217	27.456	21.868	1'38.664C	216,0	21:19'14.039
16	26.107	23.039	27.092	21.959	1'38.197	218,2	21:20'52.236
17	26.712	25.190	40.448	22.326	1'54.676	96,5	21:22'46.912

70 G. GIORGI (1'37.167)

Giro	Seg.1	Seg.2	Seg.3	Seg.4	T. Giro	km/h	Local Time
------	-------	-------	-------	-------	---------	------	------------

03/05/2024

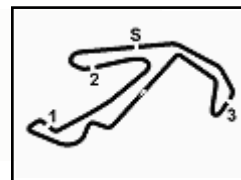
P = Box In/Out - C = Tempo Invalidato

Powered by FICr PERUGIA TIMING



ACI Racing Weekend Misano, 4-5 Maggio 2024
Porsche Carrera Cup Italia - Analisi Tempi Prove Libere

1.5



Misano Circuit Sic 58 4.226 m

7 / 7

1		32.002	33.496	25.009		198,5		4	27.289	24.027	28.284	22.707	1'42.307	217,3	20:53'31.656
2	30.805	25.667	29.638	22.745	1'48.855	214,3	20:49'10.936	5	27.143	23.807	30.334	24.471	1'45.755C	205,3	20:55'17.411
3	26.644	23.502	27.804	22.013	1'39.963	216,4	20:50'50.899	6	27.374	25.608	29.044	23.100	1'45.126C	216,0	20:57'02.537
4	25.865	23.451	27.448	21.971	1'38.735	217,7	20:52'29.634	7	27.055	23.920	28.748	22.658	1'42.381C	216,4	20:58'44.918
5	26.228	23.187	27.328	21.898	1'38.641	216,9	20:54'08.275	8	26.772	23.519	27.563	22.229	1'40.083	216,9	21:00'25.001
6	26.140	23.433	27.501	21.882	1'38.956	216,4	20:55'47.231	9	26.641	23.682	28.620	36.547	1'55.490P	215,1	21:02'20.491
7	25.907	23.499	27.281	21.978	1'38.665	217,3	20:57'25.896	10	3'17.949	25.904	28.028	22.736	4'34.617P	216,4	21:06'55.108
8	28.015	26.626	30.025	2'53.360	4'18.026P	206,1	21:01'43.922	11	26.807	23.300	27.952	22.200	1'40.259	215,6	21:08'35.367
9	46.436	26.776	33.004	22.329	2'08.545P	193,2	21:03'52.467	12	26.387	23.477	27.721	21.890	1'39.475	216,4	21:10'14.842
10	26.217	23.092	27.402	21.898	1'38.609	218,2	21:05'31.076	13	26.475	23.738	27.502	22.532	1'40.247	218,2	21:11'55.089
11	41.133	25.045	27.305	21.760	1'55.243	218,2	21:07'26.319	14	27.773	23.944	27.564	22.610	1'41.891	216,9	21:13'36.980
12	26.009	22.890	27.336	21.851	1'38.086	217,7	21:09'04.405	15	26.930	23.344	27.516	22.467	1'40.257	217,7	21:15'17.237
13	25.905	23.240	27.308	22.002	1'38.455	218,6	21:10'42.860	16	26.321	23.238	27.676	21.915	1'39.150	217,7	21:16'56.387
14	26.090	23.473	27.341	21.650	1'38.554	218,2	21:12'21.414	17	26.513	23.821	27.884	33.441	1'51.659P	216,9	21:18'48.046
15	26.083	23.170	27.242	24.655	1'41.150	218,2	21:14'02.566	18	5'03.467	29.679	31.271	25.329	6'29.746P	203,4	21:25'17.792
16	26.462	26.997	28.966	3'35.005	4'57.430P	214,3	21:18'59.994	19	27.768	24.417	27.753	22.471	1'42.409	216,9	21:27'00.201
17	43.627	24.701	28.333	22.052	1'58.713P	216,0	21:20'58.707	20	27.550	23.878	27.501	22.465	1'41.394	215,6	21:28'41.595
18	25.971	23.378	27.220	21.579	1'38.148	217,3	21:22'36.855	21	26.514	23.634	27.437	31.678	1'49.263	216,9	21:30'30.858
19	25.744	23.332	27.204	21.904	1'38.184	217,7	21:24'15.039	22	26.510	23.346	27.555	22.148	1'39.559	217,3	21:32'10.417
20	31.216	26.032	35.011	3'13.544	4'45.803P	134,0	21:29'00.842	23	26.210	23.231	27.393	22.159	1'38.993	216,9	21:33'49.410
21	50.906	32.440	33.526	27.094	2'23.966P	194,6	21:31'24.808	24	56.882	24.146	30.525	22.672	2'14.225	177,9	21:36'03.635
22	28.081	24.587	27.935	22.154	1'42.757	216,9	21:33'07.565	25	26.120	23.322	27.552	22.125	1'39.119	216,0	21:37'42.754
23	26.193	23.167	27.251	21.753	1'38.364	217,7	21:34'45.929	26	45.838	24.321	27.565	22.591	2'00.315	218,2	21:39'43.069
24	25.902	23.274	27.311	21.381	1'37.868	217,7	21:36'23.797	27	26.438	23.251	27.881	22.321	1'39.891	218,2	21:41'22.960
25	25.907	22.948	27.109	21.484	1'37.448	217,7	21:38'01.245	28	26.361	23.062	27.703	21.972	1'39.098	216,9	21:43'02.058
26	25.746	23.027	27.058	21.449	1'37.280	219,5	21:39'38.525	29	26.217	23.065	27.401	21.980	1'38.663	218,2	21:44'40.721
27	25.757	23.017	26.988	21.530	1'37.292	219,1	21:41'15.817	30	50.254	25.198	28.760			216,0	
28	25.753	22.881	26.947	21.586	1'37.167	220,0	21:42'52.984								
29	29.886	29.993	37.146			135,2									

88 L. PASTORELLI (1'37.384)

Giro	Seg.1	Seg.2	Seg.3	Seg.4	T. Giro	km/h	Local Time
1							
2	49.554	29.666	33.006	25.290	2'17.516P	187,5	20:49'33.019
3	27.835	24.445	27.720	22.407	1'42.407	216,9	20:51'15.426
4	27.055	23.593	27.283	23.118	1'41.049	217,7	20:52'56.475
5	26.250	23.266	27.438	22.080	1'39.034	217,7	20:54'35.509
6	26.978	23.096	27.186	22.281	1'39.541C	217,3	20:56'15.050
7	26.161	23.282	27.089	22.139	1'38.671	217,7	20:57'53.721
8	26.153	23.207	26.957	21.973	1'38.290	217,7	20:59'32.011
9	29.504	23.786	27.562	3'56.121	5'16.973P	217,3	21:04'48.984
10	43.466	25.899	27.868	21.809	1'59.042P	216,0	21:06'48.026
11	25.781	23.142	27.162	21.915	1'38.000C	216,9	21:08'26.026
12	26.253	23.023	27.144	21.820	1'38.240C	217,3	21:10'04.266
13	26.061	23.123	27.247	21.709	1'38.140	217,3	21:11'42.406
14	26.011	23.191	27.012	21.806	1'38.020	217,7	21:13'20.426
15	33.096	30.040	28.668	4'10.222	5'42.026CP	216,0	21:19'02.452
16	44.487	24.300	27.339	22.170	1'58.296P	216,9	21:21'00.748
17	26.284	23.043	26.867	21.910	1'38.104	218,2	21:22'38.852
18	25.774	23.099	26.902	21.818	1'37.593	217,7	21:24'16.445
19	26.469	23.584	27.310	21.894	1'39.257C	217,3	21:25'55.702
20	26.073	23.008	26.935	21.765	1'37.781	217,7	21:27'33.483
21	25.857	22.956	26.905	21.666	1'37.384	218,6	21:29'10.867
22	25.958	22.844	26.882	21.902	1'37.586	218,6	21:30'48.453
23	29.381	24.971	27.888	3'19.701	4'41.941P	217,7	21:35'30.394
24	1'17.147	26.890	29.025	39.430	2'52.492P	216,9	21:38'22.886
25	56.996	26.428	28.210			213,9	

99 H. CHIRIGUT (1'38.663)

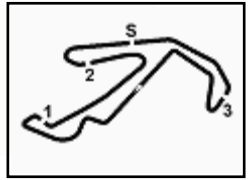
Giro	Seg.1	Seg.2	Seg.3	Seg.4	T. Giro	km/h	Local Time
1							
2	30.794	26.868	31.407	24.151	1'53.220	192,5	20:50'03.125
3	28.674	24.663	29.512	23.375	1'46.224	216,0	20:51'49.349

03/05/2024

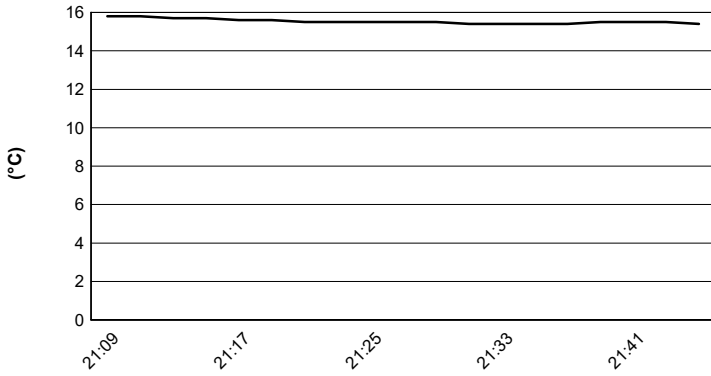
P = Box In/Out - C = Tempo Invalidato

Powered by FICR PERUGIA TIMING

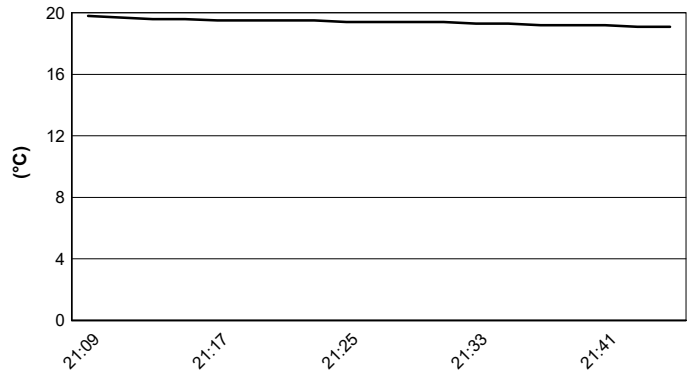




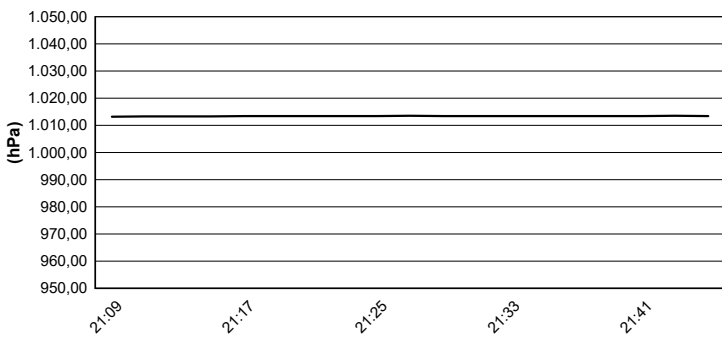
Air Temperature



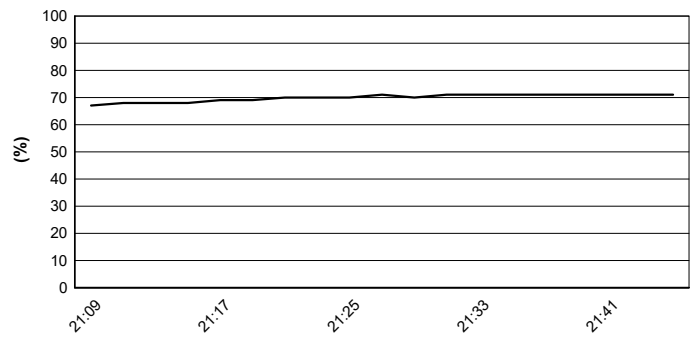
Track Temperature



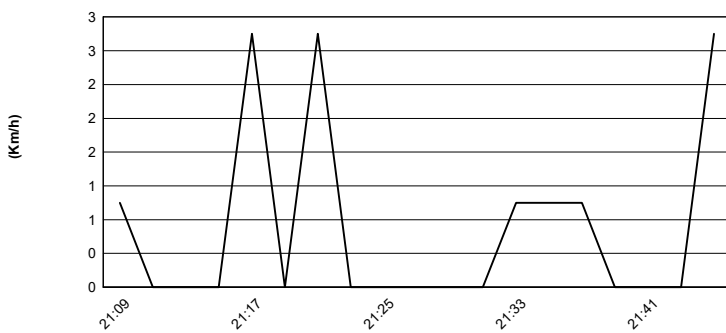
Air Pressure



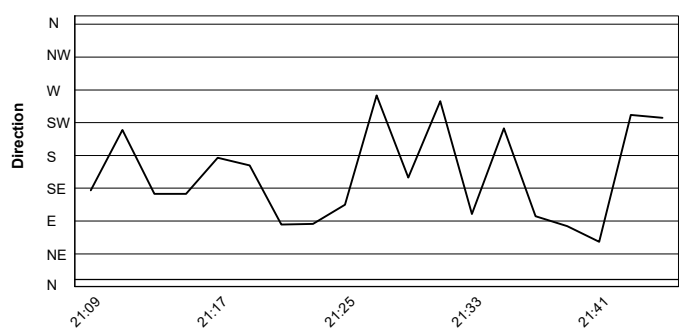
Humidity



Wind Speed



Wind Direction



03/05/2024

