

ACI Racing Weekend Imola, 1-2 Giugno 2024

Porsche Carrera Cup Italia - Classifica Prove Libere

Imola Circuit 4.909 m

1 / 2

Num.	Conduuttore	Naz	Concorrente	Team	Auto	Classe	Tempo	Dist.	Rel.	Giri
1	1 TEN VOORDE Larry	NLD	Enrico Fulgenzi Racing	Enrico Fulgenzi Racing	Porsche 911 GT3 CUP 992		2'00.063			7
2	26 KLEIN Marvin	FRA	Target Competition	Target Competition	Porsche 911 GT3 CUP 992		2'00.935	0.872	0.872	9
3	40 STIAK Janne	DEU	Target Competition	Target Competition	Porsche 911 GT3 CUP 992		2'01.095	1.032	0.160	7
4	32 QUARESMINI Gianmarco	ITA	Tsunami RT	Tsunami RT	Porsche 911 GT3 CUP 992		2'01.269	1.206	0.174	14
5	15 FESTANTE Aldo	ITA	Dinamic Motorsport	Dinamic Motorsport	Porsche 911 GT3 CUP 992		2'03.686	3.623	2.417	7
6	28 BRASCHI Francesco	ITA	Dinamic Motorsport	Dinamic Motorsport	Porsche 911 GT3 CUP 992	R	2'04.258	4.195	0.572	5
7	7 HALL Bayley	AUS	BeDriver	BeDriver	Porsche 911 GT3 CUP 992		2'07.716	7.653	3.458	10
8	44 OLIVIERI Flavio	ITA	Raptor Engineering	Raptor Engineering	Porsche 911 GT3 CUP 992	R	2'08.687	8.624	0.971	8
9	33 FELBERMAYR Horst Felix	AUT	The Driving Experiences	The Driving Experiences	Porsche 911 GT3 CUP 992		2'09.379	9.316	0.692	5
10	38 IAQUINTA Simone	ITA	Prima Ghinzani Motorsport	Prima Ghinzani Motorsport	Porsche 911 GT3 CUP 992		2'11.201	11.138	1.822	6
11	21 BERTONELLI Diego	ITA	The Driving Experiences	The Driving Experiences	Porsche 911 GT3 CUP 992		2'11.929	11.866	0.728	4
12	67 DE GIACOMI Alex	ITA	Tsunami RT	Tsunami RT	Porsche 911 GT3 CUP 992	MC	2'12.911	12.848	0.982	5
13	17 SCHURING Flynt	NLD	Enrico Fulgenzi Racing	Enrico Fulgenzi Racing	Porsche 911 GT3 CUP 992		2'13.149	13.086	0.238	7
14	88 PASTORELLI Luca	ITA	Dinamic Motorsport	Dinamic Motorsport	Porsche 911 GT3 CUP 992	MC	2'13.394	13.331	0.245	6
15	2 NORDEN Sacha	NLD	Enrico Fulgenzi Racing	Enrico Fulgenzi Racing	Porsche 911 GT3 CUP 992		2'13.435	13.372	0.041	4
16	25 GREGOR Daniel	DEU	The Driving Experiences	The Driving Experiences	Porsche 911 GT3 CUP 992	R	2'20.076	20.013	6.641	6
17	50 FENICI Francesco Maria	ITA	Raptor Engineering	Raptor Engineering	Porsche 911 GT3 CUP 992	MC	2'30.593	30.530	10.517	7
18	56 BRUSA Cesare	ITA	Prima Ghinzani Motorsport	Prima Ghinzani Motorsport	Porsche 911 GT3 CUP 992	MC	2'48.755	48.692	18.162	4
19	54 STEFANELLI Stefano	ITA	Team Malucelli	Team Malucelli	Porsche 911 GT3 CUP 992	MC				1
20	52 DE AMICIS Alberto	ITA	Ebimotors	Ebimotors	Porsche 911 GT3 CUP 992	MC				1
21	24 FANT Filippo	ITA	Team Malucelli	Team Malucelli	Porsche 911 GT3 CUP 992	R				0
22	70 GIORGI Gianluca	ITA	BeDriver	BeDriver	Porsche 911 GT3 CUP 992	MC				2
23	46 PUJATTI Nicholas	ITA	Scuderia Villorba Corse	Scuderia Villorba Corse	Porsche 911 GT3 CUP 992	R				1
24	14 GIACON Steven	ITA	Scuderia Villorba Corse	Scuderia Villorba Corse	Porsche 911 GT3 CUP 992	R				1
25	3 CERQUII Alberto	ITA	BeDriver	BeDriver	Porsche 911 GT3 CUP 992					5
26	69 MONTAGNESE Massimiliano	ITA	Team Malucelli	Team Malucelli	Porsche 911 GT3 CUP 992	MC				0
27	51 GNEMMI Paolo	ITA	Ebimotors	Ebimotors	Porsche 911 GT3 CUP 992	MC				1
28	11 GRAY Olivier	GBR	Ombra Racing	Ombra Racing	Porsche 911 GT3 CUP 992	R				2
29	8 MASTERS Keagan	ZAF	Ombra Racing	Team Q8 Hi-Perform	Porsche 911 GT3 CUP 992					1
30	10 ARMANNI Pietro	ITA	Prima Ghinzani Motorsport	Prima Ghinzani Motorsport	Porsche 911 GT3 CUP 992					2
31	12 ZENDELI Lirim	DEU	Ombra Racing	Ombra Racing	Porsche 911 GT3 CUP 992	R				3
32	19 IMPERATO Anthony	USA	Ombra Racing	Ombra Racing	Porsche 911 GT3 CUP 992					0
33	55 INTRONA Ilarione	ITA	Prima Ghinzani Motorsport	Prima Ghinzani Motorsport	Porsche 911 GT3 CUP 992	MC				0

Umidità	72%	ARIA	17°C
Condizioni	WET	Pista	25°C

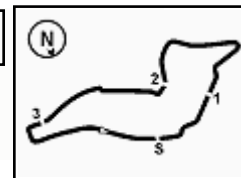
Direttore di Gara : Massimiliano Ghinassi

31/05/2024 Inizio 15:20 Fine 16:22

Esposta alle:

Powered by FICr PERUGIA TIMING





ACI Racing Weekend Imola, 1-2 Giugno 2024

Porsche Carrera Cup Italia - Classifica Prove Libere

Penalty and Infringement

16.18	17	F. SCHURING	Time Deleted (2'08.834) - Exceeded Track Limits - Turn 14
16.19	26	M. KLEIN	Time Deleted (2'01.107) - Exceeded Track Limits - Turn 14

Fastest Laps Sequence

Num.	Concorrente	Naz	Team	Auto	Local Time	Tempo	Dist.	Media
50	F. FENICI	ITA	Raptor Engineering	Porsche 911 GT3 CUP 992	15:25'03.140	2'30.593		117,352
1	L. TEN VOORDE	NLD	Enrico Fulgenzi Racing	Porsche 911 GT3 CUP 992	15:25'04.364	2'23.641	-6.952	123,032
32	G. QUARESMINI	ITA	Tsunami RT	Porsche 911 GT3 CUP 992	15:25'05.297	2'21.570	-2.071	124,832
38	S. IAQUINTA	ITA	Prima Ghinzani Motorsport	Porsche 911 GT3 CUP 992	15:26'02.615	2'11.201	-10.369	134,697
32	G. QUARESMINI	ITA	Tsunami RT	Porsche 911 GT3 CUP 992	16:01'34.312	2'06.960	-4.241	139,197
32	G. QUARESMINI	ITA	Tsunami RT	Porsche 911 GT3 CUP 992	16:03'39.096	2'04.784	-2.176	141,624
32	G. QUARESMINI	ITA	Tsunami RT	Porsche 911 GT3 CUP 992	16:17'57.310	2'01.269	-3.515	145,729
1	L. TEN VOORDE	NLD	Enrico Fulgenzi Racing	Porsche 911 GT3 CUP 992	16:20'15.216	2'00.063	-1.206	147,193

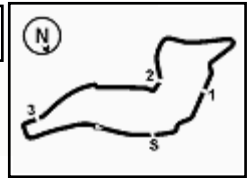
Direttore di Gara : Massimiliano Ghinassi

31/05/2024 Inizio 15:20 Fine 16:22

Esposta alle:

Powered by FICr PERUGIA TIMING





MIGLIOR GIRO

1	1 TEN VOORDE Larry	Porsche 911 GT3 CUP 992	2'00.063
2	26 KLEIN Marvin	Porsche 911 GT3 CUP 992	2'00.935
3	40 STIAK Janne	Porsche 911 GT3 CUP 992	2'01.095
4	32 QUARESMINI Gianmarco	Porsche 911 GT3 CUP 992	2'01.269
5	15 FESTANTE Aldo	Porsche 911 GT3 CUP 992	2'03.686
6	28 BRASCHI Francesco	Porsche 911 GT3 CUP 992	2'04.258
7	7 HALL Bayley	Porsche 911 GT3 CUP 992	2'07.716
8	44 OLIVIERI Flavio	Porsche 911 GT3 CUP 992	2'08.687
9	33 FELBERMAYR Horst Felix	Porsche 911 GT3 CUP 992	2'09.379
10	38 IAQUINTA Simone	Porsche 911 GT3 CUP 992	2'11.201
11	21 BERTONELLI Diego	Porsche 911 GT3 CUP 992	2'11.929
12	67 DE GIACOMI Alex	Porsche 911 GT3 CUP 992	2'12.911
13	17 SCHURING Flynt	Porsche 911 GT3 CUP 992	2'13.149
14	88 PASTORELLI Luca	Porsche 911 GT3 CUP 992	2'13.394
15	2 NORDEN Sacha	Porsche 911 GT3 CUP 992	2'13.435
16	25 GREGOR Daniel	Porsche 911 GT3 CUP 992	2'20.076
17	50 FENICI Francesco Maria	Porsche 911 GT3 CUP 992	2'30.593
18	56 BRUSA Cesare	Porsche 911 GT3 CUP 992	2'48.755
19	3 CERQUI Alberto	Porsche 911 GT3 CUP 992	
20	8 MASTERS Keagan	Porsche 911 GT3 CUP 992	
21	10 ARMANNI Pietro	Porsche 911 GT3 CUP 992	
22	11 GRAY Olivier	Porsche 911 GT3 CUP 992	
23	12 ZENDELI Lirim	Porsche 911 GT3 CUP 992	
24	14 GIACON Steven	Porsche 911 GT3 CUP 992	
25	19 IMPERATO Anthony	Porsche 911 GT3 CUP 992	
26	24 FANT Filippo	Porsche 911 GT3 CUP 992	
27	46 PUJATTI Nicholas	Porsche 911 GT3 CUP 992	
28	51 GNEMMI Paolo	Porsche 911 GT3 CUP 992	
29	52 DE AMICIS Alberto	Porsche 911 GT3 CUP 992	
30	54 STEFANELLI Stefano	Porsche 911 GT3 CUP 992	
31	55 INTRONA Ilarione	Porsche 911 GT3 CUP 992	
32	69 MONTAGNESE Massimiliano	Porsche 911 GT3 CUP 992	
33	70 GIORGI Gianluca	Porsche 911 GT3 CUP 992	

SPEED

1	32 QUARESMINI Gianmarco	Porsche 911 GT3 CUP 992	227,4
2	26 KLEIN Marvin	Porsche 911 GT3 CUP 992	222,2
3	40 STIAK Janne	Porsche 911 GT3 CUP 992	219,1
4	17 SCHURING Flynt	Porsche 911 GT3 CUP 992	219,1
5	15 FESTANTE Aldo	Porsche 911 GT3 CUP 992	213,9
6	1 TEN VOORDE Larry	Porsche 911 GT3 CUP 992	210,5
7	88 PASTORELLI Luca	Porsche 911 GT3 CUP 992	205,3
8	38 IAQUINTA Simone	Porsche 911 GT3 CUP 992	205,3
9	28 BRASCHI Francesco	Porsche 911 GT3 CUP 992	198,5
10	54 STEFANELLI Stefano	Porsche 911 GT3 CUP 992	192,9
11	24 FANT Filippo	Porsche 911 GT3 CUP 992	192,5
12	25 GREGOR Daniel	Porsche 911 GT3 CUP 992	192,5
13	2 NORDEN Sacha	Porsche 911 GT3 CUP 992	188,2
14	33 FELBERMAYR Horst Felix	Porsche 911 GT3 CUP 992	187,5
15	44 OLIVIERI Flavio	Porsche 911 GT3 CUP 992	176,5
16	21 BERTONELLI Diego	Porsche 911 GT3 CUP 992	175,0
17	50 FENICI Francesco Maria	Porsche 911 GT3 CUP 992	170,9
18	52 DE AMICIS Alberto	Porsche 911 GT3 CUP 992	169,3
19	67 DE GIACOMI Alex	Porsche 911 GT3 CUP 992	168,8
20	70 GIORGI Gianluca	Porsche 911 GT3 CUP 992	168,0
21	7 HALL Bayley	Porsche 911 GT3 CUP 992	168,0
22	3 CERQUI Alberto	Porsche 911 GT3 CUP 992	167,2
23	12 ZENDELI Lirim	Porsche 911 GT3 CUP 992	160,7
24	51 GNEMMI Paolo	Porsche 911 GT3 CUP 992	151,9
25	8 MASTERS Keagan	Porsche 911 GT3 CUP 992	150,6
26	14 GIACON Steven	Porsche 911 GT3 CUP 992	144,2
27	11 GRAY Olivier	Porsche 911 GT3 CUP 992	132,8
28	56 BRUSA Cesare	Porsche 911 GT3 CUP 992	129,8
29	10 ARMANNI Pietro	Porsche 911 GT3 CUP 992	128,9
30	46 PUJATTI Nicholas	Porsche 911 GT3 CUP 992	126,0
31	69 MONTAGNESE Massimiliano	Porsche 911 GT3 CUP 992	114,8
32	19 IMPERATO Anthony	Porsche 911 GT3 CUP 992	92,9

SEG. 1

1	32 QUARESMINI Gianmarco	25.125
2	1 TEN VOORDE Larry	25.319
3	26 KLEIN Marvin	25.407
4	15 FESTANTE Aldo	25.483
5	17 SCHURING Flynt	25.557
6	40 STIAK Janne	25.669
7	28 BRASCHI Francesco	26.070
8	38 IAQUINTA Simone	26.775
9	88 PASTORELLI Luca	27.292
10	54 STEFANELLI Stefano	27.685
11	25 GREGOR Daniel	27.713
12	33 FELBERMAYR Horst Feli	27.750
13	44 OLIVIERI Flavio	27.919
14	24 FANT Filippo	27.980
15	7 HALL Bayley	28.421
16	52 DE AMICIS Alberto	28.547
17	67 DE GIACOMI Alex	28.655
18	21 BERTONELLI Diego	28.748
19	3 CERQUI Alberto	29.591
20	2 NORDEN Sacha	29.661
21	50 FENICI Francesco Maria	30.145
22	70 GIORGI Gianluca	31.800
23	12 ZENDELI Lirim	33.819
24	14 GIACON Steven	34.484
25	56 BRUSA Cesare	36.040

SEG. 2

1	1 TEN VOORDE Larry	38.936
2	26 KLEIN Marvin	39.412
3	40 STIAK Janne	39.775
4	32 QUARESMINI Gianmarco	40.189
5	15 FESTANTE Aldo	40.374
6	17 SCHURING Flynt	40.430
7	28 BRASCHI Francesco	40.435
8	7 HALL Bayley	41.324
9	2 NORDEN Sacha	41.437
10	44 OLIVIERI Flavio	41.783
11	33 FELBERMAYR Horst Feli	42.213
12	3 CERQUI Alberto	42.601
13	38 IAQUINTA Simone	42.951
14	25 GREGOR Daniel	43.033
15	21 BERTONELLI Diego	43.230
16	67 DE GIACOMI Alex	43.859
17	88 PASTORELLI Luca	43.920
18	24 FANT Filippo	45.188
19	70 GIORGI Gianluca	46.094
20	52 DE AMICIS Alberto	46.927
21	50 FENICI Francesco Maria	47.101
22	54 STEFANELLI Stefano	47.433
23	12 ZENDELI Lirim	47.965
24	14 GIACON Steven	49.768
25	46 PUJATTI Nicholas	50.206
26	11 GRAY Olivier	51.128
27	56 BRUSA Cesare	51.417
28	51 GNEMMI Paolo	51.738
29	69 MONTAGNESE Massimil	52.099
30	8 MASTERS Keagan	53.957
31	10 ARMANNI Pietro	57.023

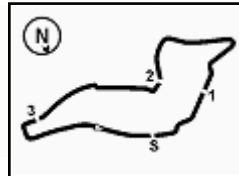
SEG. 3

1	40 STIAK Janne	34.623
2	32 QUARESMINI Gianmarco	34.675
3	26 KLEIN Marvin	34.816
4	1 TEN VOORDE Larry	34.894
5	2 NORDEN Sacha	35.712
6	28 BRASCHI Francesco	35.814
7	15 FESTANTE Aldo	35.860
8	7 HALL Bayley	36.669
9	33 FELBERMAYR Horst Feli	37.151
10	44 OLIVIERI Flavio	37.175
11	38 IAQUINTA Simone	37.527
12	67 DE GIACOMI Alex	38.032
13	52 DE AMICIS Alberto	38.110
14	21 BERTONELLI Diego	38.252
15	3 CERQUI Alberto	38.552
16	25 GREGOR Daniel	38.593
17	24 FANT Filippo	38.753
18	50 FENICI Francesco Maria	38.761
19	88 PASTORELLI Luca	38.812
20	17 SCHURING Flynt	39.873
21	70 GIORGI Gianluca	40.334
22	12 ZENDELI Lirim	42.003
23	54 STEFANELLI Stefano	42.101
24	46 PUJATTI Nicholas	43.943
25	14 GIACON Steven	44.098
26	11 GRAY Olivier	44.933
27	56 BRUSA Cesare	45.142
28	10 ARMANNI Pietro	46.793
29	8 MASTERS Keagan	48.123
30	69 MONTAGNESE Massimil	49.054
31	51 GNEMMI Paolo	50.583

SEG. 4

1	32 QUARESMINI Gianmarco	20.265
2	15 FESTANTE Aldo	20.594
3	1 TEN VOORDE Larry	20.798
4	40 STIAK Janne	20.837
5	26 KLEIN Marvin	20.962
6	17 SCHURING Flynt	21.162
7	33 FELBERMAYR Horst Feli	21.170
8	38 IAQUINTA Simone	21.199
9	28 BRASCHI Francesco	21.227
10	7 HALL Bayley	21.302
11	21 BERTONELLI Diego	21.699
12	44 OLIVIERI Flavio	21.719
13	2 NORDEN Sacha	21.744
14	88 PASTORELLI Luca	22.105
15	70 GIORGI Gianluca	22.127
16	52 DE AMICIS Alberto	22.228
17	67 DE GIACOMI Alex	22.365
18	25 GREGOR Daniel	22.622
19	50 FENICI Francesco Maria	23.071
20	24 FANT Filippo	23.168
21	54 STEFANELLI Stefano	23.274
22	3 CERQUI Alberto	23.577
23	14 GIACON Steven	24.884
24	56 BRUSA Cesare	25.654





ACI Racing Weekend Imola, 1-2 Giugno 2024
Porsche Carrera Cup Italia - Ideal Time Prove Libere

Imola Circuit 4.909 m
1 / 2

Num.	Conduttore	Auto	Seg. 1 Diff. 1	Seg. 2 Diff. 2	Seg. 3 Diff. 3	Seg. 4 Diff. 4	Ideal Time Miglior Giro	Pos.	Diff.
1	1 TEN VOORDE L. (NLD)	Porsche 911 GT3 CUP 992	25.319	38.936	34.894	20.798 +0.116	1'59.947 2'00.063	1	0.116
2	32 QUARESMINI G. (ITA)	Porsche 911 GT3 CUP 992	25.125 +0.182	40.189	34.675	20.265 +0.833	2'00.254 2'01.269	4	1.015
3	26 KLEIN M. (FRA)	Porsche 911 GT3 CUP 992	25.407	39.412 +0.243	34.816 +0.095	20.962	2'00.597 2'00.935	2	0.338
4	40 STIAK J. (DEU)	Porsche 911 GT3 CUP 992	25.669	39.775 +0.191	34.623	20.837	2'00.904 2'01.095	3	0.191
5	15 FESTANTE A. (ITA)	Porsche 911 GT3 CUP 992	25.483 +0.477	40.374	35.860	20.594 +0.898	2'02.311 2'03.686	5	1.375
6	28 BRASCHI F. (ITA)	Porsche 911 GT3 CUP 992	26.070 +0.156	40.435 +0.556	35.814	21.227	2'03.546 2'04.258	6	0.712
7	17 SCHURING F. (NLD)	Porsche 911 GT3 CUP 992	25.557	40.430	39.873 +6.127	21.162	2'07.022 2'13.149	13	6.127
8	7 HALL B. (AUS)	Porsche 911 GT3 CUP 992	28.421	41.324	36.669	21.302	2'07.716 2'07.716	7	
9	33 FELBERMAYR H. (AUT)	Porsche 911 GT3 CUP 992	27.750 +1.095	42.213	37.151	21.170	2'08.284 2'09.379	9	1.095
10	38 IAQUINTA S. (ITA)	Porsche 911 GT3 CUP 992	26.775	42.951 +0.363	37.527	21.199 +2.386	2'08.452 2'11.201	10	2.749
11	2 NORDEN S. (NLD)	Porsche 911 GT3 CUP 992	29.661	41.437 +2.801	35.712 +2.080	21.744	2'08.554 2'13.435	15	4.881
12	44 OLIVIERI F. (ITA)	Porsche 911 GT3 CUP 992	27.919	41.783	37.175	21.719 +0.091	2'08.596 2'08.687	8	0.091
13	21 BERTONELLI D. (ITA)	Porsche 911 GT3 CUP 992	28.748	43.230	38.252	21.699	2'11.929 2'11.929	11	
14	25 GREGOR D. (DEU)	Porsche 911 GT3 CUP 992	27.713 +1.670	43.033 +4.591	38.593 +1.528	22.622 +0.326	2'11.961 2'20.076	16	8.115
15	88 PASTORELLI L. (ITA)	Porsche 911 GT3 CUP 992	27.292 +1.014	43.920	38.812	22.105 +0.251	2'12.129 2'13.394	14	1.265
16	67 DE GIACOMI A. (ITA)	Porsche 911 GT3 CUP 992	28.655	43.859	38.032	22.365	2'12.911 2'12.911	12	
17	50 FENICI F. (ITA)	Porsche 911 GT3 CUP 992	30.145	47.101 +0.418	38.761 +5.826	23.071 +5.271	2'19.078 2'30.593	17	11.515
18	56 BRUSA C. (ITA)	Porsche 911 GT3 CUP 992	36.040 +3.755	51.417 +3.683	45.142 +3.064	25.654	2'38.253 2'48.755	18	10.502
	3 CERQUI A. (ITA)	Porsche 911 GT3 CUP 992							
	8 MASTERS K. (ZAF)	Porsche 911 GT3 CUP 992							
	10 ARMANNI P. (ITA)	Porsche 911 GT3 CUP 992							
	11 GRAY O. (GBR)	Porsche 911 GT3 CUP 992							
	12 ZENDELI L. (DEU)	Porsche 911 GT3 CUP 992							
	14 GIACON S. (ITA)	Porsche 911 GT3 CUP 992							
	19 IMPERATO A. (USA)	Porsche 911 GT3 CUP 992							
	24 FANT F. (ITA)	Porsche 911 GT3 CUP 992							
	46 PUJATTI N. (ITA)	Porsche 911 GT3 CUP 992							
	51 GNEMMI P. (ITA)	Porsche 911 GT3 CUP 992							
	52 DE AMICIS A. (ITA)	Porsche 911 GT3 CUP 992							
	54 STEFANELLI S. (ITA)	Porsche 911 GT3 CUP 992							
	55 INTRONA I. (ITA)	Porsche 911 GT3 CUP 992							
	69 MONTAGNESE M. (ITA)	Porsche 911 GT3 CUP 992							
	70 GIORGI G. (ITA)	Porsche 911 GT3 CUP 992							

31/05/2024

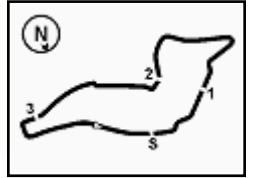
Powered by FICR PERUGIA TIMING



PORSCHE

**CARRERA CUP
ITALIA**

1.4



ACI Racing Weekend Imola, 1-2 Giugno 2024
Porsche Carrera Cup Italia - Ideal Time Prove Libere

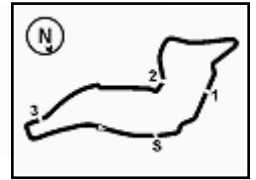
Imola Circuit 4.909 m
2 / 2

Num. Conduttore	Auto	Seg. 1 Diff. 1	Seg. 2 Diff. 2	Seg. 3 Diff. 3	Seg. 4 Diff. 4	Ideal Time Miglior Giro	Pos.	Diff.
	Ideal Time Assoluto	25.125	38.936	34.623	20.265	1'58.949		



ACI Racing Weekend Imola, 1-2 Giugno 2024
Porsche Carrera Cup Italia - Analisi Tempi Prove Libere

1.5



Imola Circuit 4.909 m

1 / 3

1 L. TEN VORDE (2'00.063)

Giro	Seg.1	Seg.2	Seg.3	Seg.4	T. Giro	km/h	Local Time
1		43.487	37.211	22.072		118,8	
2	29.726	45.617	43.120	25.178	2'23.641	200,4	15:25'04.364
3	32.786	45.412	43.328	32'54.462	34'55.988P	136,9	16:00'00.352
4	49.493	43.158	37.127	21.437	2'31.215P	103,7	16:02'31.567
5	26.556	41.695	54.762	8'32.677	10'35.690P	199,6	16:13'07.257
6	1'20.146	41.628	35.693	20.798	2'58.265P	109,3	16:16'05.522
7	26.233	40.508	41.390	21.500	2'09.631	197,4	16:18'15.153
8	25.319	38.936	34.894	20.914	2'00.063	210,5	16:20'15.216

3	48.957	55.325	56.770	10'15.595	12'56.647P	132,8	16:14'27.643
4	55.334	58.175	48.779			116,1	

12 L. ZENDELI

Giro	Seg.1	Seg.2	Seg.3	Seg.4	T. Giro	km/h	Local Time
1							
2	33.819	59.340	50.712	35'14.054	37'37.925P	160,7	16:01'01.311
3	47.862	49.441	42.003	23.317	2'42.623CP		16:03'43.934
4	33.085	58.977	55.517	8'25.117	10'52.696P	141,0	16:14'36.630
5	51.363	47.965	42.414			140,1	

2 S. NORDEN (2'13.435)

Giro	Seg.1	Seg.2	Seg.3	Seg.4	T. Giro	km/h	Local Time
1							
2	59.170	48.636	46.259	1'52.433	4'26.498P	107,2	15:24'30.499
3	43.180	44.246	41.280	24.188	2'32.894P	149,0	15:27'03.393
4	29.661	44.238	37.792	21.744	2'13.435	169,8	15:29'16.828
5	33.446	54.509	49.903	44'05.482	46'23.340P	188,2	16:15'40.168
6	46.796	41.437	35.712			144,6	

14 S. GIACON

Giro	Seg.1	Seg.2	Seg.3	Seg.4	T. Giro	km/h	Local Time
1							
2	34.484	58.744	59.903	1'00.091	3'33.222P	144,2	15:26'55.194
3	47'38.787	59.795	50.026			106,0	

3 A. CERQUI

Giro	Seg.1	Seg.2	Seg.3	Seg.4	T. Giro	km/h	Local Time
1							
2	1'54.047	47.748	43.287	4'02.128	7'27.210P	144,8	15:28'16.744
3	43.473	55.846	50.285	14'36.953	17'06.557P	157,4	15:45'23.301
4	50.205	57.315	50.710	25'49.444	28'27.674P	122,4	16:13'50.975
5	49.488	51.333	41.446	23.577	2'45.844P	121,8	16:16'36.819
6	29.591	43.629	38.552	1'14.746	3'06.518P	167,2	16:19'43.337
7	44.839	42.601	43.634			142,7	

15 A. FESTANTE (2'03.686)

Giro	Seg.1	Seg.2	Seg.3	Seg.4	T. Giro	km/h	Local Time
1		46.138	36.200	20.594		140,8	
2	25.483	43.437	42.409	5'08.447	6'59.776P	213,0	15:29'27.901
3	1'45.637	58.823	52.501	27'50.419	31'27.380P	91,6	16:00'55.281
4	47.122	45.666	38.293	21.901	2'32.982P	133,3	16:03'28.263
5	28.430	55.826	57.387	6'55.834	9'17.477P	187,8	16:12'45.740
6	1'35.798	42.152	36.698	21.481	3'16.129P	105,2	16:16'01.869
7	26.425	41.755	35.941	21.323	2'05.444	209,3	16:18'07.313
8	25.960	40.374	35.860	21.492	2'03.686	213,9	16:20'10.999

7 B. HALL (2'07.716)

Giro	Seg.1	Seg.2	Seg.3	Seg.4	T. Giro	km/h	Local Time
1							
2	59.522	51.652	45.974	28.587	3'05.735P	126,3	15:24'27.791
3	35.743	49.995	42.354	18'44.482	20'52.574P	144,2	15:45'20.365
4	48.145	50.491	41.661	25.369	2'45.666P	116,5	15:48'06.031
5	38.980	1'02.606	51.637	27.858	3'01.081	134,2	15:51'07.112
6	39.834	54.292	44.495	27.494	2'46.115	121,6	15:53'53.227
7	36.469	49.781	44.692	5'22.441	7'33.383P	120,7	16:01'26.610
8	1'05.087	51.282	54.191	9'29.984	12'20.544P	132,5	16:13'47.154
9	52.142	51.368	39.599	23.310	2'46.419P	102,2	16:16'33.573
10	29.513	42.495	38.376	21.748	2'12.132	157,9	16:18'45.705
11	28.421	41.324	36.669	21.302	2'07.716	168,0	16:20'53.421

17 F. SCHURING (2'13.149)

Giro	Seg.1	Seg.2	Seg.3	Seg.4	T. Giro	km/h	Local Time
1							
2	53.533	51.367	45.170	24.248	2'54.318P	110,5	15:23'20.701
3	33.800	59.903	53.910	34'21.712	36'49.325P	162,9	16:00'10.026
4	44.529	43.441	40.636	21.985	2'30.591P	158,4	16:02'40.617
5	26.929	46.657	58.516	8'10.843	10'22.945P	198,5	16:13'03.562
6	1'27.199	42.951	39.873	26.186	3'16.209P	98,4	16:16'19.771
7	27.103	43.204	36.889	21.638	2'08.834C	196,7	16:18'28.605
8	25.557	40.430	46.000	21.162	2'13.149	219,1	16:20'41.754

8 K. MASTERS

Giro	Seg.1	Seg.2	Seg.3	Seg.4	T. Giro	km/h	Local Time
1							
2	51.006	56.101	51.071	49'21.480	51'59.658P	150,6	16:14'50.385
3	57.408	53.957	48.123			102,8	

19 A. IMPERATO

Giro	Seg.1	Seg.2	Seg.3	Seg.4	T. Giro	km/h	Local Time
1							
2	1'00.127	55.875	51.746			92,9	

10 P. ARMANNI

Giro	Seg.1	Seg.2	Seg.3	Seg.4	T. Giro	km/h	Local Time
1							
2	54.670	57.574	46.793	21'18.178	23'57.215P	128,9	15:47'11.282
3	52.776	57.593	50.813	19'17.231	21'58.413CP	112,7	16:09'09.695
4	5'56.893	57.023	52.838			124,7	

21 D. BERTONELLI (2'11.929)

Giro	Seg.1	Seg.2	Seg.3	Seg.4	T. Giro	km/h	Local Time
1							
2	54.332	48.669	46.433	20'50.593	23'20.027P	108,1	15:45'40.167
3	47.659	52.046	43.702	10'30.016	12'53.423P	142,9	15:58'33.590
4	44.645	44.458	40.185	22.400	2'31.688P	153,0	16:01'05.278
5	28.748	43.230	38.252	21.699	2'11.929	175,0	16:03'17.207
6	31.415	1'00.040	59.372			166,2	

11 O. GRAY

Giro	Seg.1	Seg.2	Seg.3	Seg.4	T. Giro	km/h	Local Time
1							
2	58.667	51.128	44.933	36'20.914	38'55.642P	117,9	16:01'30.996

24 F. FANT

Giro	Seg.1	Seg.2	Seg.3	Seg.4	T. Giro	km/h	Local Time
1		45.188	38.753	23.168		108,7	
2	27.980	47.075	47.236			192,5	

25 D. GREGOR (2'20.076)

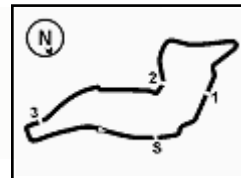
Giro	Seg.1	Seg.2	Seg.3	Seg.4	T. Giro	km/h	Local Time
1							

31/05/2024

P = Box In/Out - C = Tempo Invalidato



ACI Racing Weekend Imola, 1-2 Giugno 2024
Porsche Carrera Cup Italia - Analisi Tempi Prove Libere



Imola Circuit 4.909 m

2	46.790	46.699	41.243	5'11.584	7'26.316P	133,7	15:29'29.277	3	26.775	43.314	37.527	23.585	2'11.201	205,3	15:26'02.615
3	1'45.454	58.623	52.444	25'16.116	28'52.637P	93,9	15:58'21.914	4	29.234	45.973	41.163	46.950	2'43.320P	182,4	15:28'45.935
4	44.704	45.593	39.580	22.622	2'32.499P	143,4	16:00'54.413	5	20'47.008	44.964	43.091	22.237	22'37.300P	134,5	15:51'23.235
5	29.383	47.624	40.121	22.948	2'20.076	176,2	16:03'14.489	6	29.365	42.951	37.847	21.425	2'11.588	172,8	15:53'34.823
6	30.846	1'02.430	59.266	8'13.620	10'46.162P	178,8	16:14'00.651	7	31.217	51.850	46.866	45.463	2'55.396P	152,3	15:56'30.219
7	50.565	45.912	39.802	22.999	2'39.278P	114,8	16:16'39.929	8	6'23.571	43.780	45.798			155,0	
8	27.713	43.033	38.593				192,5								

26 M. KLEIN (2'00.935)							
Giro	Seg.1	Seg.2	Seg.3	Seg.4	T. Giro	km/h	Local Time
1							
2	1'02.205	43.872	39.500	22.260	2'47.837P	168,8	15:23'53.610
3	27.112	44.780	39.981	3'17.879	5'09.752P	192,5	15:29'03.362
4	49.623	1'07.793	1'00.516	13'12.810	16'10.742P	157,9	15:45'14.104
5	45.603	45.866	42.988	12'47.841	15'02.298P	136,0	16:00'16.402
6	42.800	41.005	36.528	21.451	2'21.784P	165,9	16:02'38.186
7	25.890	41.922	59.883	8'54.891	11'02.586P	216,9	16:13'40.772
8	50.259	43.287	38.349	23.767	2'35.662P	101,5	16:16'16.434
9	25.712	39.412	34.816	21.167	2'01.107C	213,0	16:18'17.541
10	25.407	39.655	34.911	20.962	2'00.935	222,2	16:20'18.476

40 J. STIAK (2'01.095)							
Giro	Seg.1	Seg.2	Seg.3	Seg.4	T. Giro	km/h	Local Time
1							
2	59.523	44.019	40.093	21'40.399	24'04.034P	139,0	15:45'18.493
3	45.491	45.287	40.176	13'35.584	15'46.538P	138,3	16:01'05.031
4	44.515	42.284	36.856	21.281	2'24.936P	133,5	16:03'29.967
5	34.867	56.195	52.876	7'49.505	10'13.443P	185,6	16:13'43.410
6	48.142	43.695	38.677	24.776	2'35.290P	112,9	16:16'18.700
7	26.177	39.775	35.810	24.538	2'06.300	207,3	16:18'25.000
8	25.669	39.966	34.623	20.837	2'01.095	219,1	16:20'26.095

28 F. BRASCHI (2'04.258)							
Giro	Seg.1	Seg.2	Seg.3	Seg.4	T. Giro	km/h	Local Time
1		42.209	36.776	21.478		137,2	
2	26.694	45.582	43.301	37'12.684	39'08.261P		16:01'28.333
3	47.786	46.715	40.805	9'13.022	11'28.328P	146,9	16:12'56.665
4	1'25.266	42.522	37.796	22.005	3'07.589P	131,9	16:16'04.252
5	26.226	40.991	35.814	21.227	2'04.258	194,6	16:18'08.510
6	26.070	40.435	37.101	21.659	2'05.265	198,5	16:20'13.775

44 F. OLIVIERI (2'08.687)							
Giro	Seg.1	Seg.2	Seg.3	Seg.4	T. Giro	km/h	Local Time
1		46.874	38.339	21.719		130,8	
2	30.291	47.423	45.444	4'16.227	6'19.385P	164,6	15:28'52.957
3	48.691	55.236	56.582	26'24.566	29'05.075P	159,5	15:57'58.032
4	48.453	49.671	40.466	23.197	2'41.787P	147,9	16:00'39.819
5	32.552	47.372	40.887	23.045	2'23.856	159,1	16:03'03.675
6	29.830	53.806	51.227	8'20.526	10'35.389P	173,4	16:13'39.064
7	54.917	48.572	40.201	23.573	2'47.263P	98,9	16:16'26.327
8	30.788	44.007	38.572	22.308	2'15.675	150,6	16:18'42.002
9	27.919	41.783	37.175	21.810	2'08.687	176,5	16:20'50.689

32 G. QUARESMINI (2'01.269)							
Giro	Seg.1	Seg.2	Seg.3	Seg.4	T. Giro	km/h	Local Time
1							
2	51.820	43.439	34.888	20.265	2'30.412P	132,5	15:22'43.727
3	28.351	45.110	43.325	24.784	2'21.570	169,8	15:25'05.297
4	33.183	45.550	39.048	42.303	2'40.084P	136,0	15:27'45.381
5	18'11.736	45.680	39.087	22.895	19'59.398P	154,7	15:47'44.779
6	29.656	47.866	40.218	23.132	2'20.872	178,5	15:50'05.651
7	30.820	46.543	39.792	22.735	2'19.890P	178,2	15:52'25.541
8	29.966	45.156	40.144	41.435	2'36.701P	182,7	15:55'02.242
9	2'38.052	46.827	37.894	22.337	4'25.110P	159,5	15:59'27.352
10	27.026	41.641	36.473	21.820	2'06.960	212,2	16:01'34.312
11	26.212	41.103	35.952	21.517	2'04.784	218,6	16:03'39.096
12	30.976	51.656	53.341	1'06.419	3'22.392CP	162,9	16:07'01.488
13	7'15.297	42.112	35.637	21.507	8'54.553P	111,0	16:15'56.041
14	25.307	40.189	34.675	21.098	2'01.269	221,3	16:17'57.310
15	25.125	40.273	35.493	22.012	2'02.903	227,4	16:20'00.213

46 N. PUJATTI							
Giro	Seg.1	Seg.2	Seg.3	Seg.4	T. Giro	km/h	Local Time
1		50.206	43.943	43.588		126,0	
2	1'08.771	50.350	48.049	55.372	3'42.542P	109,9	15:26'59.207
3	48'06.522	57.521	52.107			113,3	

33 H. FELBERMAYR (2'09.379)							
Giro	Seg.1	Seg.2	Seg.3	Seg.4	T. Giro	km/h	Local Time
1							
2	51.914	50.943	44.916	4'08.641	6'36.414P	122,9	15:28'20.766
3	45.644	56.597	54.759	15'46.331	18'23.331P	157,2	15:46'44.097
4	50.821	52.269	43.558	9'01.514	11'28.162P	111,6	15:58'12.259
5	44.089	44.107	39.721	21.926	2'29.843P	157,2	16:00'42.102
6	28.845	42.213	37.151	21.170	2'09.379	175,0	16:02'51.481
7	27.750	48.549	51.412			187,5	

50 F. FENICI (2'30.593)							
Giro	Seg.1	Seg.2	Seg.3	Seg.4	T. Giro	km/h	Local Time
1		47.101	38.761	23.071		111,2	
2	30.145	47.519	44.587	28.342	2'30.593	170,9	15:25'03.140
3	36.283	51.479	45.771	18'30.459	20'43.992P	150,2	15:45'47.132
4	58.586	1'13.344	1'01.573	13'35.222	16'48.725P	97,0	16:02'35.857
5	1'00.083	1'11.125	59.549	58.787	4'09.544CP	91,4	16:06'45.401
6	2'20.166	1'16.365	1'02.366	2'39.766	7'18.663P	90,1	16:14'04.064
7	57.065	1'00.618	50.603	28.909	3'17.195P	115,0	16:17'21.259
8	38.735	1'00.615	49.351	28.488	2'57.189	131,7	16:20'18.448

38 S. IAQUINTA (2'11.201)							
Giro	Seg.1	Seg.2	Seg.3	Seg.4	T. Giro	km/h	Local Time
1							
2	1'02.287	43.947	39.595	21.199	2'47.028P	156,3	15:23'51.414

51 P. GNEMMI							
Giro	Seg.1	Seg.2	Seg.3	Seg.4	T. Giro	km/h	Local Time
1							
2	59.722	51.738	50.583	4'18.840	7'00.883P	120,3	15:28'32.089
3	48.138	1'09.438	1'02.151			151,9	

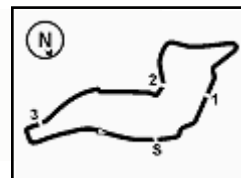
52 A. DE AMICIS							
Giro	Seg.1	Seg.2	Seg.3	Seg.4	T. Giro	km/h	Local Time
1		47.466	38.110	22.228		137,2	
2	28.547	46.927	43.834	49'26.832	51'26.140P	169,3	16:13'58.332
3	54.157	51.089	45.040			120,4	

54 S. STEFANELLI							
Giro	Seg.1	Seg.2	Seg.3	Seg.4	T. Giro	km/h	Local Time
1							
2							
3							

31/05/2024

P = Box In/Out - C = Tempo Invalidato



PORSCHE**CARRERA CUP
ITALIA****ACI Racing Weekend Imola, 1-2 Giugno 2024
Porsche Carrera Cup Italia - Analisi Tempi Prove Libere****1.5**

Imola Circuit 4.909 m

3 / 3

1								
2	59.020	47.433	42.101	23.274	2'51.828P	124,3	15:22'58.532	
3	27.685	47.567	44.660			192,9		

56 C. BRUSA (2'48.755)

Giro	Seg.1	Seg.2	Seg.3	Seg.4	T. Giro	km/h	Local Time
1							
2	51.154	53.176	47.717	28.888	3'00.935P	122,3	15:49'41.984
3	39.795	55.100	48.206	25.654	2'48.755	129,8	15:52'30.739
4	36.040	54.388	49.581	14'31.121	16'51.130CP	125,3	16:09'21.869
5	5'01.522	51.417	45.142	4'21.623	10'59.704P	106,1	16:20'21.573

67 A. DE GIACOMI (2'12.911)

Giro	Seg.1	Seg.2	Seg.3	Seg.4	T. Giro	km/h	Local Time
1							
2	1'04.709	47.989	46.018	48.277	3'26.993P	142,5	15:24'29.298
3	25'08.999	54.454	50.814	46.953	27'41.220P	137,6	15:52'10.518
4	22'33.850	48.460	43.227	27.031	24'32.568P	123,7	16:16'43.086
5	30.071	44.514	41.630	23.120	2'19.335	168,8	16:19'02.421
6	28.655	43.859	38.032	22.365	2'12.911	165,6	16:21'15.332

69 M. MONTAGNESE

Giro	Seg.1	Seg.2	Seg.3	Seg.4	T. Giro	km/h	Local Time
1							
2	56.799	52.099	49.054			114,8	

70 G. GIORGI

Giro	Seg.1	Seg.2	Seg.3	Seg.4	T. Giro	km/h	Local Time
1		46.094	40.334	22.127		119,5	
2	31.800	47.330	46.323	20'49.422	22'54.875P	168,0	15:45'36.734
3	48.441	53.703	49.593	25'58.609	28'30.346P	134,5	16:14'07.080
4	54.954	1'00.343	50.972			126,9	

88 L. PASTORELLI (2'13.394)

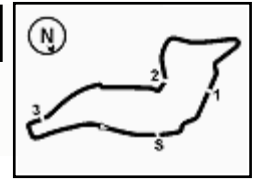
Giro	Seg.1	Seg.2	Seg.3	Seg.4	T. Giro	km/h	Local Time
1							
2	48.036	45.408	40.558	22.105	2'36.107P	140,3	15:22'57.276
3	27.292	47.295	44.009	36'49.685	38'48.281P	191,2	16:01'45.557
4	49.414	50.096	53.451	8'30.464	11'03.425P	135,0	16:12'48.982
5	1'34.465	46.371	40.079	23.628	3'24.543P	118,8	16:16'13.525
6	29.599	46.218	40.553	23.080	2'19.450	185,6	16:18'32.975
7	28.306	43.920	38.812	22.356	2'13.394	205,3	16:20'46.369

31/05/2024

P = Box In/Out - C = Tempo Invalidato

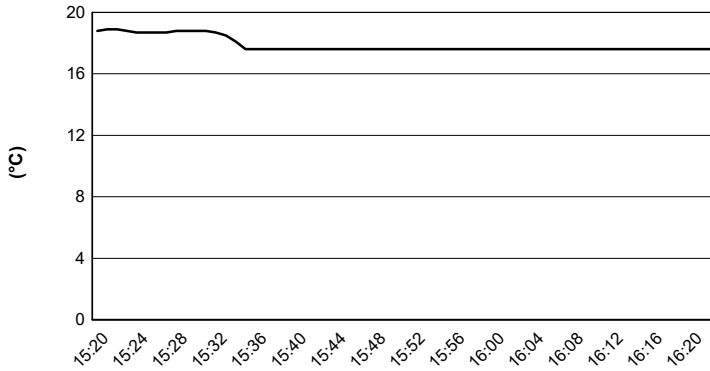
Powered by FICr PERUGIA TIMING



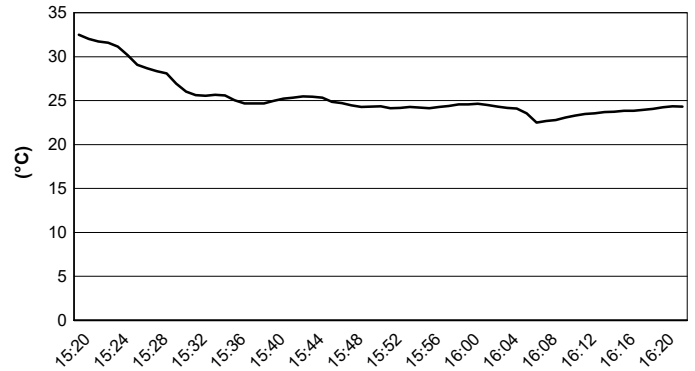


Imola Circuit 4.909 m

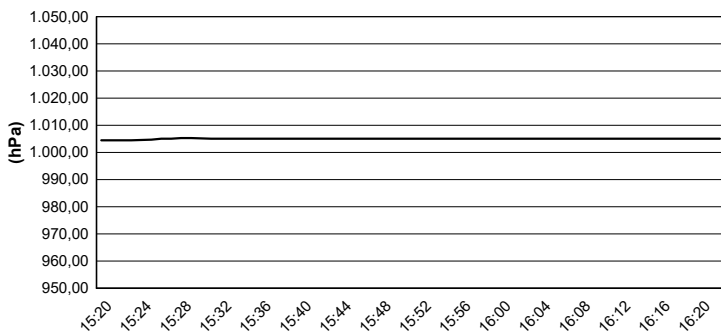
Air Temperature



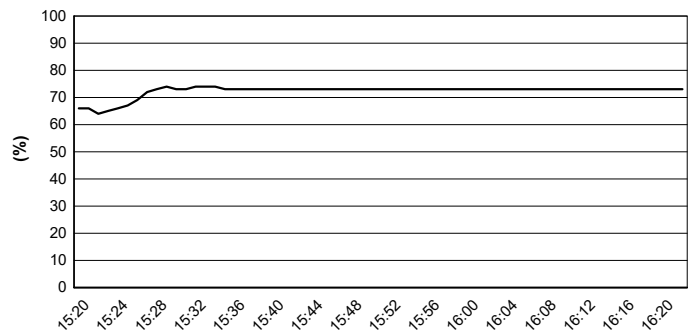
Track Temperature



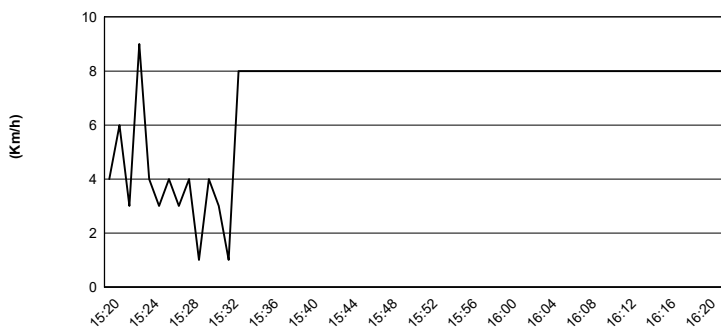
Air Pressure



Humidity



Wind Speed



Wind Direction

