

ACI Racing Weekend Mugello, 13-14 Luglio 2024

Porsche Carrera Cup Italia - Classifica Pre-Race Official Test 2

Aut.Int. Mugello 5.245 m

1 / 2

Num.	Conduttore	Naz	Concorrente	Team	Auto	Classe	Tempo	Dist.	Rel.	Giri
1	28 BRASCHI Francesco	ITA	Dinamic Motorsport	Dinamic Motorsport	Porsche 911 GT3 CUP 992	R	1'50.654			27
2	1 TEN VOORDE Larry	NLD	Enrico Fulgenzi Racing	Enrico Fulgenzi Racing	Porsche 911 GT3 CUP 992		1'50.737	0.083	0.083	31
3	32 QUARESMINI Gianmarco	ITA	Tsunami RT	Tsunami RT	Porsche 911 GT3 CUP 992		1'50.791	0.137	0.054	22
4	15 FESTANTE Aldo	ITA	Dinamic Motorsport	Dinamic Motorsport	Porsche 911 GT3 CUP 992		1'50.887	0.233	0.096	34
5	8 MASTERS Keagan	ZAF	Ombra Racing	Team Q8 Hi-Perform	Porsche 911 GT3 CUP 992		1'50.966	0.312	0.079	29
6	40 STIAK Janne	DEU	Target Competition	Target Competition	Porsche 911 GT3 CUP 992		1'51.029	0.375	0.063	26
7	38 IAQUINTA Simone	ITA	Prima Ghinzani Motorsport	Prima Ghinzani Motorsport	Porsche 911 GT3 CUP 992		1'51.100	0.446	0.071	16
8	22 VAN SOELEN Senna	NLD	Target Competition	Target Competition	Porsche 911 GT3 CUP 992	R	1'51.122	0.468	0.022	27
9	26 KLEIN Marvin	FRA	Target Competition	Target Competition	Porsche 911 GT3 CUP 992		1'51.153	0.499	0.031	30
10	12 ZENDELI Lirim	DEU	Ombra Racing	Ombra Racing	Porsche 911 GT3 CUP 992	R	1'51.212	0.558	0.059	31
11	17 SCHURING Flynt	NLD	Enrico Fulgenzi Racing	Enrico Fulgenzi Racing	Porsche 911 GT3 CUP 992		1'51.273	0.619	0.061	30
12	11 GRAY Oliver	GBR	Ombra Racing	Ombra Racing	Porsche 911 GT3 CUP 992	R	1'51.285	0.631	0.012	26
13	7 HALL Bayley	AUS	BeDriver	BeDriver	Porsche 911 GT3 CUP 992		1'51.342	0.688	0.057	26
14	46 PUJATTI Nicholas	ITA	Scuderia Villorba Corse	Scuderia Villorba Corse	Porsche 911 GT3 CUP 992	R	1'51.469	0.815	0.127	27
15	3 CERQUI Alberto	ITA	BeDriver	BeDriver	Porsche 911 GT3 CUP 992		1'51.807	1.153	0.338	22
16	10 ARMANNI Pietro	ITA	Prima Ghinzani Motorsport	Prima Ghinzani Motorsport	Porsche 911 GT3 CUP 992		1'51.864	1.210	0.057	16
17	14 GIACON Steven	ITA	Scuderia Villorba Corse	Scuderia Villorba Corse	Porsche 911 GT3 CUP 992	R	1'52.063	1.409	0.199	30
18	24 FANT Filippo	ITA	Team Malucelli	Team Malucelli	Porsche 911 GT3 CUP 992	R	1'52.078	1.424	0.015	27
19	25 GREGOR Daniel	DEU	The Driving Experiences	The Driving Experiences	Porsche 911 GT3 CUP 992	R	1'52.198	1.544	0.120	27
20	67 DE GIACOMI Alex	ITA	Tsunami RT	Tsunami RT	Porsche 911 GT3 CUP 992	MC	1'52.456	1.802	0.258	23
21	21 BERTONELLI Diego	ITA	The Driving Experiences	The Driving Experiences	Porsche 911 GT3 CUP 992		1'52.474	1.820	0.018	21
22	52 DE AMICIS Alberto	ITA	Ebimotors	Ebimotors	Porsche 911 GT3 CUP 992	MC	1'52.612	1.958	0.138	27
23	33 FELBERMAYR Horst Felix	AUT	The Driving Experiences	The Driving Experiences	Porsche 911 GT3 CUP 992		1'52.625	1.971	0.013	16
24	51 GNEMMI Paolo	ITA	Ebimotors	Ebimotors	Porsche 911 GT3 CUP 992	MC	1'52.650	1.996	0.025	21
25	50 FENICI Francesco Maria	ITA	Raptor Engineering	Raptor Engineering	Porsche 911 GT3 CUP 992	MC	1'52.844	2.190	0.194	28
26	70 GIORGI Gianluca	ITA	BeDriver	BeDriver	Porsche 911 GT3 CUP 992	MC	1'53.058	2.404	0.214	12
27	19 IMPERATO Anthony	USA	Ombra Racing	Ombra Racing	Porsche 911 GT3 CUP 992		1'53.201	2.547	0.143	21
28	56 BRUSA Cesare	ITA	Prima Ghinzani Motorsport	Prima Ghinzani Motorsport	Porsche 911 GT3 CUP 992	MC	1'53.412	2.758	0.211	19
29	44 OLIVIERI Flavio	ITA	Raptor Engineering	Raptor Engineering	Porsche 911 GT3 CUP 992	R	1'53.466	2.812	0.054	17
30	54 STEFANELLI Stefano	ITA	Team Malucelli	Team Malucelli	Porsche 911 GT3 CUP 992	MC	1'53.783	3.129	0.317	24
31	60 GALASSI Marco	SMR	Team Malucelli	Team Malucelli	Porsche 911 GT3 CUP 992	MC	1'54.125	3.471	0.342	23
32	99 CHIRIGUT Horia-Traian	ROU	Scuderia Villorba Corse	Scuderia Villorba Corse	Porsche 911 GT3 CUP 992	MC	1'54.667	4.013	0.542	16
33	55 BARBERINI Cosimo	ITA	Prima Ghinzani Motorsport	Prima Ghinzani Motorsport	Porsche 911 GT3 CUP 992	MC	1'54.790	4.136	0.123	17

Umidità	45%	ARIA	32°C
Condizioni	DRY	Pista	52°C

Direttore di Gara : Antonio Canu

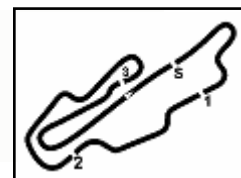
Direttore di Prova : Massimiliano Ghinassi

11/07/2024 Inizio 16:10 Fine 18:11

Esposta alle:

Powered by FICr PERUGIA TIMING





ACI Racing Weekend Mugello, 13-14 Luglio 2024

Porsche Carrera Cup Italia - Classifica Pre-Race Official Test 2

Penalty and Infringement

16.36			RED FLAG
17.05	32	G. QUARESMINI	#32 Time Deleted (1'52.117) - Exceeded Track Limits T5
17.08	25	D. GREGOR	#25 Time Deleted (1'501.551) - Exceeded Track Limits T5
17.15	8	K. MASTERS	#8 Time Deleted (1'53.313) - Exceeded Track Limits T5
17.18	46	N. PUJATTI	#46 Time Deleted (1'53.930) - Exceeded Track Limits T5
17.27	7	B. HALL	#7 Time Deleted (1'52.284) - Exceeded Track Limits T5
17.29	32	G. QUARESMINI	#32 Time Deleted (1'53.131) - Exceeded Track Limits T5
17.38	10	P. ARMANI	#10 Time Deleted (2'01.571) - Exceeded Track Limits T5
17.48	55	C. BARBERINI	#55 Time Deleted (1'55.311) - Exceeded Track Limits T5
17.58	10	P. ARMANI	#10 Time Deleted (1'53.050) - Exceeded Track Limits T5
18.03	25	D. GREGOR	#25 Time Deleted (1'52.911) - Exceeded Track Limits T5
18.07	12	L. ZENDELI	#12 Current Lap Deleted - Exceeded Track Limits T5

Fastest Laps Sequence

Num.	Concorrente	Naz	Team	Auto	Local Time	Tempo	Dist.	Media
24	F. FANT	ITA	Team Malucelli	Porsche 911 GT3 CUP 992	16:16'26.552	2'00.079		157,246
24	F. FANT	ITA	Team Malucelli	Porsche 911 GT3 CUP 992	16:18'24.258	1'57.706	-2.373	160,417
24	F. FANT	ITA	Team Malucelli	Porsche 911 GT3 CUP 992	16:20'20.934	1'56.676	-1.030	161,833
1	L. TEN VOORDE	NLD	Enrico Fulgenzi Racing	Porsche 911 GT3 CUP 992	16:21'31.102	1'54.077	-2.599	165,520
7	B. HALL	AUS	BeDriver	Porsche 911 GT3 CUP 992	16:23'14.074	1'54.071	-0.006	165,528
1	L. TEN VOORDE	NLD	Enrico Fulgenzi Racing	Porsche 911 GT3 CUP 992	16:23'24.696	1'53.594	-0.477	166,224
1	L. TEN VOORDE	NLD	Enrico Fulgenzi Racing	Porsche 911 GT3 CUP 992	16:25'18.175	1'53.479	-0.115	166,392
28	F. BRASCHI	ITA	Dinamic Motorsport	Porsche 911 GT3 CUP 992	16:26'27.797	1'53.237	-0.242	166,748
28	F. BRASCHI	ITA	Dinamic Motorsport	Porsche 911 GT3 CUP 992	16:28'20.957	1'53.160	-0.077	166,861
28	F. BRASCHI	ITA	Dinamic Motorsport	Porsche 911 GT3 CUP 992	16:30'14.028	1'53.071	-0.089	166,992
40	J. STIAK	DEU	Target Competition	Porsche 911 GT3 CUP 992	16:31'54.859	1'53.017	-0.054	167,072
11	O. GRAY	GBR	Ombra Racing	Porsche 911 GT3 CUP 992	16:49'55.319	1'52.965	-0.052	167,149
12	L. ZENDELI	DEU	Ombra Racing	Porsche 911 GT3 CUP 992	16:51'45.914	1'52.205	-0.760	168,281
11	O. GRAY	GBR	Ombra Racing	Porsche 911 GT3 CUP 992	16:51'46.766	1'51.447	-0.758	169,426
1	L. TEN VOORDE	NLD	Enrico Fulgenzi Racing	Porsche 911 GT3 CUP 992	17:05'20.551	1'51.370	-0.077	169,543
7	B. HALL	AUS	BeDriver	Porsche 911 GT3 CUP 992	17:06'18.147	1'51.342	-0.028	169,586
38	S. IAQUINTA	ITA	Prima Ghinzani Motorsport	Porsche 911 GT3 CUP 992	17:23'31.692	1'51.168	-0.174	169,851
15	A. FESTANTE	ITA	Dinamic Motorsport	Porsche 911 GT3 CUP 992	17:35'01.958	1'50.887	-0.281	170,281
32	G. QUARESMINI	ITA	Tsunami RT	Porsche 911 GT3 CUP 992	17:59'09.897	1'50.791	-0.096	170,429
28	F. BRASCHI	ITA	Dinamic Motorsport	Porsche 911 GT3 CUP 992	18:02'34.962	1'50.654	-0.137	170,640

Direttore di Gara : Antonio Canu

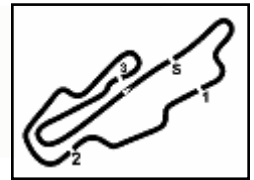
Direttore di Prova : Massimiliano Ghinassi

11/07/2024 Inizio 16:10 Fine 18:11

Esposta alle:

Powered by FICR PERUGIA TIMING





Michelin Cup

Num. Conduttore	Naz	Concorrente	Team	Auto	Tempo	Dist.	Rel.	Giri		
1	67	DE GIACOMI Alex	ITA	Tsunami RT	Tsunami RT	Porsche 911 GT3 CUP 992	1'52.456		23	
2	52	DE AMICIS Alberto	ITA	Ebimotors	Ebimotors	Porsche 911 GT3 CUP 992	1'52.612	0.156	0.156	27
3	51	GNEMMI Paolo	ITA	Ebimotors	Ebimotors	Porsche 911 GT3 CUP 992	1'52.650	0.194	0.038	21
4	50	FENICI Francesco Maria	ITA	Raptor Engineering	Raptor Engineering	Porsche 911 GT3 CUP 992	1'52.844	0.388	0.194	28
5	70	GIORGI Gianluca	ITA	BeDriver	BeDriver	Porsche 911 GT3 CUP 992	1'53.058	0.602	0.214	12
6	56	BRUSA Cesare	ITA	Prima Ghinzani Motorsport	Prima Ghinzani Motorsport	Porsche 911 GT3 CUP 992	1'53.412	0.956	0.354	19
7	54	STEFANELLI Stefano	ITA	Team Malucelli	Team Malucelli	Porsche 911 GT3 CUP 992	1'53.783	1.327	0.371	24
8	60	GALASSI Marco	SMR	Team Malucelli	Team Malucelli	Porsche 911 GT3 CUP 992	1'54.125	1.669	0.342	23
9	99	CHIRIGUT Horia-Traian	ROU	Scuderia Villorba Corse	Scuderia Villorba Corse	Porsche 911 GT3 CUP 992	1'54.667	2.211	0.542	16
10	55	BARBERINI Cosimo	ITA	Prima Ghinzani Motorsport	Prima Ghinzani Motorsport	Porsche 911 GT3 CUP 992	1'54.790	2.334	0.123	17

Rookie

Num. Conduttore	Naz	Concorrente	Team	Auto	Tempo	Dist.	Rel.	Giri		
1	28	BRASCHI Francesco	ITA	Dinamic Motorsport	Dinamic Motorsport	Porsche 911 GT3 CUP 992	1'50.654		27	
2	22	VAN SOELEN Senna	NLD	Target Competition	Target Competition	Porsche 911 GT3 CUP 992	1'51.122		0.468	27
3	12	ZENDELI Lirim	DEU	Ombra Racing	Ombra Racing	Porsche 911 GT3 CUP 992	1'51.212		0.090	31
4	11	GRAY Oliver	GBR	Ombra Racing	Ombra Racing	Porsche 911 GT3 CUP 992	1'51.285		0.073	26
5	46	PUJATTI Nicholas	ITA	Scuderia Villorba Corse	Scuderia Villorba Corse	Porsche 911 GT3 CUP 992	1'51.469		0.184	27
6	14	GIACON Steven	ITA	Scuderia Villorba Corse	Scuderia Villorba Corse	Porsche 911 GT3 CUP 992	1'52.063		0.594	30
7	24	FANT Filippo	ITA	Team Malucelli	Team Malucelli	Porsche 911 GT3 CUP 992	1'52.078		0.015	27
8	25	GREGOR Daniel	DEU	The Driving Experiences	The Driving Experiences	Porsche 911 GT3 CUP 992	1'52.198		0.120	27
9	44	OLIVIERI Flavio	ITA	Raptor Engineering	Raptor Engineering	Porsche 911 GT3 CUP 992	1'53.466	1.010	1.268	17

Umidità	45%	ARIA	32°C
Condizioni	DRY	Pista	52°C

Direttore di Gara : Antonio Canu

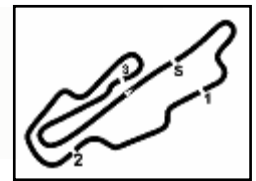
Direttore di Prova : Massimiliano Ghinassi

11/07/2024 Inizio 16:10 Fine 18:11

Esposta alle:

Powered by FICr PERUGIA TIMING





MIGLIOR GIRO			
1	28 BRASCHI	Francesco	Porsche 911 GT3 CUP 992 1'50.654
2	1 TEN VOORDE	Larry	Porsche 911 GT3 CUP 992 1'50.737
3	32 QUARESMINI	Gianmarco	Porsche 911 GT3 CUP 992 1'50.791
4	15 FESTANTE	Aldo	Porsche 911 GT3 CUP 992 1'50.887
5	8 MASTERS	Keagan	Porsche 911 GT3 CUP 992 1'50.966
6	40 STIAK	Janne	Porsche 911 GT3 CUP 992 1'51.029
7	38 IAQUINTA	Simone	Porsche 911 GT3 CUP 992 1'51.100
8	22 VAN SOELEN	Senna	Porsche 911 GT3 CUP 992 1'51.122
9	26 KLEIN	Marvin	Porsche 911 GT3 CUP 992 1'51.153
10	12 ZENDELI	Lirim	Porsche 911 GT3 CUP 992 1'51.212
11	17 SCHURING	Flynt	Porsche 911 GT3 CUP 992 1'51.273
12	11 GRAY	Oliver	Porsche 911 GT3 CUP 992 1'51.285
13	7 HALL	Bayley	Porsche 911 GT3 CUP 992 1'51.342
14	46 PUJATTI	Nicholas	Porsche 911 GT3 CUP 992 1'51.469
15	3 CERQUI	Alberto	Porsche 911 GT3 CUP 992 1'51.807
16	10 ARMANNI	Pietro	Porsche 911 GT3 CUP 992 1'51.864
17	14 GIACON	Steven	Porsche 911 GT3 CUP 992 1'52.063
18	24 FANT	Filippo	Porsche 911 GT3 CUP 992 1'52.078
19	25 GREGOR	Daniel	Porsche 911 GT3 CUP 992 1'52.198
20	67 DE GIACOMI	Alex	Porsche 911 GT3 CUP 992 1'52.456
21	21 BERTONELLI	Diego	Porsche 911 GT3 CUP 992 1'52.474
22	52 DE AMICIS	Alberto	Porsche 911 GT3 CUP 992 1'52.612
23	33 FELBERMAYR	Horst Felix	Porsche 911 GT3 CUP 992 1'52.625
24	51 GNEMMI	Paolo	Porsche 911 GT3 CUP 992 1'52.650
25	50 FENICI	Francesco Maria	Porsche 911 GT3 CUP 992 1'52.844
26	70 GIORGI	Gianluca	Porsche 911 GT3 CUP 992 1'53.058
27	19 IMPERATO	Anthony	Porsche 911 GT3 CUP 992 1'53.201
28	56 BRUSA	Cesare	Porsche 911 GT3 CUP 992 1'53.412
29	44 OLIVIERI	Flavio	Porsche 911 GT3 CUP 992 1'53.466
30	54 STEFANELLI	Stefano	Porsche 911 GT3 CUP 992 1'53.783
31	60 GALASSI	Marco	Porsche 911 GT3 CUP 992 1'54.125
32	99 CHIRIGUT	Horia-Traian	Porsche 911 GT3 CUP 992 1'54.667
33	55 BARBERINI	Cosimo	Porsche 911 GT3 CUP 992 1'54.790

SPEED			
1	17 SCHURING	Flynt	Porsche 911 GT3 CUP 992 262,1
2	21 BERTONELLI	Diego	Porsche 911 GT3 CUP 992 261,5
3	7 HALL	Bayley	Porsche 911 GT3 CUP 992 261,5
4	15 FESTANTE	Aldo	Porsche 911 GT3 CUP 992 261,5
5	32 QUARESMINI	Gianmarco	Porsche 911 GT3 CUP 992 261,5
6	12 ZENDELI	Lirim	Porsche 911 GT3 CUP 992 260,9
7	10 ARMANNI	Pietro	Porsche 911 GT3 CUP 992 260,9
8	40 STIAK	Janne	Porsche 911 GT3 CUP 992 260,9
9	22 VAN SOELEN	Senna	Porsche 911 GT3 CUP 992 260,9
10	56 BRUSA	Cesare	Porsche 911 GT3 CUP 992 260,9
11	1 TEN VOORDE	Larry	Porsche 911 GT3 CUP 992 260,2
12	14 GIACON	Steven	Porsche 911 GT3 CUP 992 260,2
13	3 CERQUI	Alberto	Porsche 911 GT3 CUP 992 260,2
14	8 MASTERS	Keagan	Porsche 911 GT3 CUP 992 260,2
15	54 STEFANELLI	Stefano	Porsche 911 GT3 CUP 992 260,2
16	38 IAQUINTA	Simone	Porsche 911 GT3 CUP 992 260,2
17	26 KLEIN	Marvin	Porsche 911 GT3 CUP 992 260,2
18	51 GNEMMI	Paolo	Porsche 911 GT3 CUP 992 260,2
19	11 GRAY	Oliver	Porsche 911 GT3 CUP 992 260,2
20	25 GREGOR	Daniel	Porsche 911 GT3 CUP 992 259,6
21	55 BARBERINI	Cosimo	Porsche 911 GT3 CUP 992 259,6
22	67 DE GIACOMI	Alex	Porsche 911 GT3 CUP 992 259,6
23	46 PUJATTI	Nicholas	Porsche 911 GT3 CUP 992 259,6
24	28 BRASCHI	Francesco	Porsche 911 GT3 CUP 992 259,0
25	19 IMPERATO	Anthony	Porsche 911 GT3 CUP 992 259,0
26	52 DE AMICIS	Alberto	Porsche 911 GT3 CUP 992 259,0
27	33 FELBERMAYR	Horst Felix	Porsche 911 GT3 CUP 992 259,0
28	70 GIORGI	Gianluca	Porsche 911 GT3 CUP 992 259,0
29	44 OLIVIERI	Flavio	Porsche 911 GT3 CUP 992 258,4
30	60 GALASSI	Marco	Porsche 911 GT3 CUP 992 257,8
31	24 FANT	Filippo	Porsche 911 GT3 CUP 992 257,8
32	50 FENICI	Francesco Maria	Porsche 911 GT3 CUP 992 257,8
33	99 CHIRIGUT	Horia-Traian	Porsche 911 GT3 CUP 992 257,1

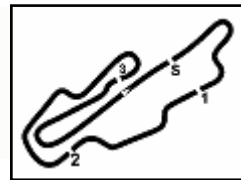
SEG. 1		
1	32 QUARESMINI	Gianmarco 26.563
2	22 VAN SOELEN	Senna 26.621
3	38 IAQUINTA	Simone 26.639
4	28 BRASCHI	Francesco 26.655
5	15 FESTANTE	Aldo 26.660
6	1 TEN VOORDE	Larry 26.698
7	40 STIAK	Janne 26.699
8	26 KLEIN	Marvin 26.742
9	11 GRAY	Oliver 26.747
10	8 MASTERS	Keagan 26.770
11	12 ZENDELI	Lirim 26.779
12	14 GIACON	Steven 26.798
13	17 SCHURING	Flynt 26.815
14	46 PUJATTI	Nicholas 26.862
15	3 CERQUI	Alberto 26.877
16	25 GREGOR	Daniel 26.893
17	10 ARMANNI	Pietro 26.901
18	24 FANT	Filippo 26.954
19	7 HALL	Bayley 27.005
20	67 DE GIACOMI	Alex 27.050
21	19 IMPERATO	Anthony 27.053
22	21 BERTONELLI	Diego 27.062
23	52 DE AMICIS	Alberto 27.065
24	51 GNEMMI	Paolo 27.070
25	70 GIORGI	Gianluca 27.114
26	33 FELBERMAYR	Horst Felix 27.167
27	56 BRUSA	Cesare 27.170
28	50 FENICI	Francesco Maria 27.229
29	54 STEFANELLI	Stefano 27.309
30	44 OLIVIERI	Flavio 27.423
31	55 BARBERINI	Cosimo 27.465
32	60 GALASSI	Marco 27.518
33	99 CHIRIGUT	Horia-Traian 27.556

SEG. 2		
1	12 ZENDELI	Lirim 22.244
2	15 FESTANTE	Aldo 22.298
3	28 BRASCHI	Francesco 22.340
4	11 GRAY	Oliver 22.341
5	7 HALL	Bayley 22.344
6	10 ARMANNI	Pietro 22.387
7	8 MASTERS	Keagan 22.399
8	32 QUARESMINI	Gianmarco 22.420
9	38 IAQUINTA	Simone 22.421
10	46 PUJATTI	Nicholas 22.425
11	17 SCHURING	Flynt 22.425
12	22 VAN SOELEN	Senna 22.451
13	14 GIACON	Steven 22.463
14	1 TEN VOORDE	Larry 22.470
15	26 KLEIN	Marvin 22.495
16	40 STIAK	Janne 22.572
17	3 CERQUI	Alberto 22.609
18	51 GNEMMI	Paolo 22.619
19	24 FANT	Filippo 22.653
20	52 DE AMICIS	Alberto 22.656
21	50 FENICI	Francesco Maria 22.664
22	25 GREGOR	Daniel 22.673
23	21 BERTONELLI	Diego 22.686
24	33 FELBERMAYR	Horst Felix 22.729
25	67 DE GIACOMI	Alex 22.773
26	19 IMPERATO	Anthony 22.829
27	56 BRUSA	Cesare 22.851
28	70 GIORGI	Gianluca 22.958
29	44 OLIVIERI	Flavio 23.001
30	54 STEFANELLI	Stefano 23.119
31	60 GALASSI	Marco 23.234
32	55 BARBERINI	Cosimo 23.472
33	99 CHIRIGUT	Horia-Traian 23.546

SEG. 3		
1	26 KLEIN	Marvin 34.871
2	1 TEN VOORDE	Larry 34.903
3	40 STIAK	Janne 34.985
4	28 BRASCHI	Francesco 35.013
5	8 MASTERS	Keagan 35.058
6	32 QUARESMINI	Gianmarco 35.095
7	22 VAN SOELEN	Senna 35.142
8	38 IAQUINTA	Simone 35.155
9	17 SCHURING	Flynt 35.259
10	11 GRAY	Oliver 35.266
11	15 FESTANTE	Aldo 35.319
12	46 PUJATTI	Nicholas 35.366
13	7 HALL	Bayley 35.389
14	12 ZENDELI	Lirim 35.426
15	24 FANT	Filippo 35.445
16	3 CERQUI	Alberto 35.467
17	14 GIACON	Steven 35.470
18	52 DE AMICIS	Alberto 35.482
19	25 GREGOR	Daniel 35.490
20	33 FELBERMAYR	Horst Felix 35.614
21	10 ARMANNI	Pietro 35.630
22	50 FENICI	Francesco Maria 35.701
23	67 DE GIACOMI	Alex 35.755
24	21 BERTONELLI	Diego 35.759
25	70 GIORGI	Gianluca 35.856
26	44 OLIVIERI	Flavio 35.889
27	51 GNEMMI	Paolo 35.913
28	19 IMPERATO	Anthony 35.954
29	54 STEFANELLI	Stefano 36.074
30	60 GALASSI	Marco 36.226
31	56 BRUSA	Cesare 36.240
32	99 CHIRIGUT	Horia-Traian 36.364
33	55 BARBERINI	Cosimo 36.719

SEG. 4		
1	38 IAQUINTA	Simone 26.553
2	32 QUARESMINI	Gianmarco 26.559
3	7 HALL	Bayley 26.576
4	8 MASTERS	Keagan 26.579
5	12 ZENDELI	Lirim 26.607
6	15 FESTANTE	Aldo 26.610
7	1 TEN VOORDE	Larry 26.616
8	40 STIAK	Janne 26.632
9	17 SCHURING	Flynt 26.640
10	11 GRAY	Oliver 26.646
11	28 BRASCHI	Francesco 26.646
12	46 PUJATTI	Nicholas 26.658
13	26 KLEIN	Marvin 26.684
14	21 BERTONELLI	Diego 26.697
15	22 VAN SOELEN	Senna 26.699
16	3 CERQUI	Alberto 26.709
17	19 IMPERATO	Anthony 26.759
18	10 ARMANNI	Pietro 26.766
19	67 DE GIACOMI	Alex 26.806
20	51 GNEMMI	Paolo 26.818
21	33 FELBERMAYR	Horst Felix 26.828
22	14 GIACON	Steven 26.862
23	56 BRUSA	Cesare 26.886
24	25 GREGOR	Daniel 26.892
25	52 DE AMICIS	Alberto 26.909
26	24 FANT	Filippo 26.916
27	55 BARBERINI	Cosimo 26.942
28	50 FENICI	Francesco Maria 26.970
29	44 OLIVIERI	Flavio 26.971
30	60 GALASSI	Marco 26.993
31	70 GIORGI	Gianluca 27.051
32	54 STEFANELLI	Stefano 27.068
33	99 CHIRIGUT	Horia-Traian 27.077





ACI Racing Weekend Mugello, 13-14 Luglio 2024

Porsche Carrera Cup Italia - Ideal Time Pre-Race Official Test 2

Aut.Int. Mugello 5.245 m
1 / 2

Num.	Conduttore	Auto	Seg. 1	Seg. 2	Seg. 3	Seg. 4	Ideal Time		
			Diff. 1	Diff. 2	Diff. 3	Diff. 4	Miglior Giro	Pos.	Diff.
1	32 QUARESMINI G. (ITA)	Porsche 911 GT3 CUP 992	26.563	22.420	35.095 +0.142	26.559 +0.012	1'50.637 1'50.791	3	0.154
2	28 BRASCHI F. (ITA)	Porsche 911 GT3 CUP 992	26.655	22.340	35.013	26.646	1'50.654 1'50.654	1	
3	1 TEN VOORDE L. (NLD)	Porsche 911 GT3 CUP 992	26.698 +0.018	22.470 +0.032	34.903	26.616	1'50.687 1'50.737	2	0.050
4	38 IAQUINTA S. (ITA)	Porsche 911 GT3 CUP 992	26.639	22.421	35.155 +0.228	26.553 +0.104	1'50.768 1'51.100	7	0.332
5	26 KLEIN M. (FRA)	Porsche 911 GT3 CUP 992	26.742	22.495 +0.034	34.871 +0.327	26.684	1'50.792 1'51.153	9	0.361
6	8 MASTERS K. (ZAF)	Porsche 911 GT3 CUP 992	26.770	22.399 +0.077	35.058	26.579 +0.083	1'50.806 1'50.966	5	0.160
7	15 FESTANTE A. (ITA)	Porsche 911 GT3 CUP 992	26.660	22.298	35.319	26.610	1'50.887 1'50.887	4	
8	40 STIAK J. (DEU)	Porsche 911 GT3 CUP 992	26.699 +0.001	22.572 +0.072	34.985 +0.035	26.632 +0.033	1'50.888 1'51.029	6	0.141
9	22 VAN SOELEN S. (NLD)	Porsche 911 GT3 CUP 992	26.621 +0.209	22.451	35.142	26.699	1'50.913 1'51.122	8	0.209
10	11 GRAY O. (GBR)	Porsche 911 GT3 CUP 992	26.747 +0.111	22.341 +0.131	35.266 +0.043	26.646	1'51.000 1'51.285	12	0.285
11	12 ZENDELI L. (DEU)	Porsche 911 GT3 CUP 992	26.779 +0.095	22.244	35.426 +0.061	26.607	1'51.056 1'51.212	10	0.156
12	17 SCHURING F. (NLD)	Porsche 911 GT3 CUP 992	26.815 +0.057	22.425 +0.077	35.259	26.640	1'51.139 1'51.273	11	0.134
13	46 PUJATTI N. (ITA)	Porsche 911 GT3 CUP 992	26.862	22.425	35.366	26.658 +0.158	1'51.311 1'51.469	14	0.158
14	7 HALL B. (AUS)	Porsche 911 GT3 CUP 992	27.005 +0.014	22.344	35.389 +0.014	26.576	1'51.314 1'51.342	13	0.028
15	14 GIACON S. (ITA)	Porsche 911 GT3 CUP 992	26.798 +0.263	22.463 +0.027	35.470	26.862 +0.180	1'51.593 1'52.063	17	0.470
16	3 CERQUI A. (ITA)	Porsche 911 GT3 CUP 992	26.877	22.609	35.467	26.709 +0.145	1'51.662 1'51.807	15	0.145
17	10 ARMANNI P. (ITA)	Porsche 911 GT3 CUP 992	26.901 +0.173	22.387	35.630	26.766 +0.007	1'51.684 1'51.864	16	0.180
18	25 GREGOR D. (DEU)	Porsche 911 GT3 CUP 992	26.893 +0.152	22.673 +0.064	35.490	26.892 +0.034	1'51.948 1'52.198	19	0.250
19	24 FANT F. (ITA)	Porsche 911 GT3 CUP 992	26.954	22.653	35.445 +0.031	26.916 +0.079	1'51.968 1'52.078	18	0.110
20	52 DE AMICIS A. (ITA)	Porsche 911 GT3 CUP 992	27.065	22.656 +0.239	35.482 +0.181	26.909 +0.080	1'52.112 1'52.612	22	0.500
21	21 BERTONELLI D. (ITA)	Porsche 911 GT3 CUP 992	27.062	22.686 +0.091	35.759 +0.094	26.697 +0.085	1'52.204 1'52.474	21	0.270
22	33 FELBERMAYR H. (AUT)	Porsche 911 GT3 CUP 992	27.167 +0.048	22.729 +0.069	35.614	26.828 +0.170	1'52.338 1'52.625	23	0.287
23	67 DE GIACOMI A. (ITA)	Porsche 911 GT3 CUP 992	27.050 +0.012	22.773 +0.060	35.755	26.806	1'52.384 1'52.456	20	0.072
24	51 GNEMMI P. (ITA)	Porsche 911 GT3 CUP 992	27.070	22.619	35.913 +0.230	26.818	1'52.420 1'52.650	24	0.230
25	50 FENICI F. (ITA)	Porsche 911 GT3 CUP 992	27.229 +0.160	22.664 +0.120	35.701	26.970	1'52.564 1'52.844	25	0.280
26	19 IMPERATO A. (USA)	Porsche 911 GT3 CUP 992	27.053	22.829 +0.165	35.954 +0.441	26.759	1'52.595 1'53.201	27	0.606
27	70 GIORGI G. (ITA)	Porsche 911 GT3 CUP 992	27.114	22.958	35.856 +0.005	27.051 +0.074	1'52.979 1'53.058	26	0.079
28	56 BRUSA C. (ITA)	Porsche 911 GT3 CUP 992	27.170	22.851	36.240	26.886 +0.265	1'53.147 1'53.412	28	0.265
29	44 OLIVIERI F. (ITA)	Porsche 911 GT3 CUP 992	27.423 +0.170	23.001	35.889	26.971 +0.012	1'53.284 1'53.466	29	0.182
30	54 STEFANELLI S. (ITA)	Porsche 911 GT3 CUP 992	27.309	23.119	36.074	27.068 +0.213	1'53.570 1'53.783	30	0.213
31	60 GALASSI M. (SMR)	Porsche 911 GT3 CUP 992	27.518 +0.154	23.234	36.226	26.993	1'53.971 1'54.125	31	0.154
32	99 CHIRIGUT H. (ROU)	Porsche 911 GT3 CUP 992	27.556	23.546 +0.022	36.364	27.077 +0.102	1'54.543 1'54.667	32	0.124
33	55 BARBERINI C. (ITA)	Porsche 911 GT3 CUP 992	27.465 +0.122	23.472 +0.048	36.719 +0.009	26.942 +0.013	1'54.598 1'54.790	33	0.192

11/07/2024

Powered by FICR PERUGIA TIMING

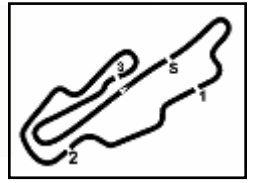


PORSCHE

**CARRERA CUP
ITALIA**

ACI Racing Weekend Mugello, 13-14 Luglio 2024

Porsche Carrera Cup Italia - Ideal Time Pre-Race Official Test 2

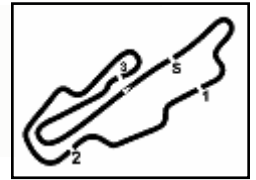


Aut.Int. Mugello 5.245 m
2 / 2

Num. Conduttore	Auto	Seg. 1 Diff. 1	Seg. 2 Diff. 2	Seg. 3 Diff. 3	Seg. 4 Diff. 4	Ideal Time Miglior Giro	Pos.	Diff.
		26.563	22.244	34.871	26.553	1'50.231		



ACI Racing Weekend Mugello, 13-14 Luglio 2024
Porsche Carrera Cup Italia - Analisi Tempi Pre-Race Official Test 2



Aut.Int. Mugello 5.245 m

1 / 8

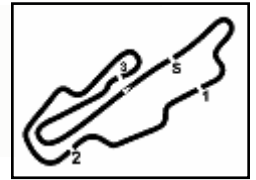
1 L. TEN VORDE (1'50.737)								7 B. HALL (1'51.342)							
Giro	Seg.1	Seg.2	Seg.3	Seg.4	T. Giro	km/h	Local Time	Giro	Seg.1	Seg.2	Seg.3	Seg.4	T. Giro	km/h	Local Time
1								1							
2	40.387	25.726	37.942	28.594	2'12.649P	132,8	16:19'37.025	2	39.605	24.893	38.643	27.584	2'10.725P	164,9	16:21'20.003
3	27.542	23.269	36.230	27.036	1'54.077	255,3	16:21'31.102	3	27.694	23.203	36.206	26.968	1'54.071	255,9	16:23'14.074
4	27.370	23.212	35.937	27.075	1'53.594	257,8	16:23'24.696	4	27.613	23.013	36.408	27.118	1'54.152	256,5	16:25'08.226
5	27.408	23.050	36.002	27.019	1'53.479	256,5	16:25'18.175	5	27.718	30.112	41.890	2'19.045	3'58.765P	257,1	16:29'06.991
6	27.349	22.956	36.316	26.983	1'53.604	257,8	16:27'11.779	6	51.229	23.076	36.876	27.182	2'18.363P	164,9	16:31'25.354
7	27.239	23.054	36.009	26.905	1'53.207	255,3	16:29'04.986	7	27.489	24.940	36.220	28.482	1'57.131	257,1	16:33'22.485
8	27.426	23.167	36.049	26.895	1'53.537	258,4	16:30'58.523	8	27.632	23.015	36.362	25'29.276	26'56.285P	259,6	17:00'18.770
9	27.298	23.014	36.020	26.942	1'53.274	258,4	16:32'51.797	9	42.530	26.093	39.068	28.670	2'16.361P	156,3	17:02'35.131
10	27.225	23.013	35.969	27.016	1'53.223	258,4	16:34'45.020	10	27.156	22.367	35.389	26.762	1'51.674	256,5	17:04'26.805
11	27.450				10'54.225P	258,4	16:45'39.245	11	27.019	22.344	35.403	26.576	1'51.342	255,9	17:06'18.147
12	49.500	23.837	35.998	27.122	2'16.457P	170,6	16:47'55.702	12	27.005	25.085	38.647	28.197	1'58.934	257,8	17:08'17.081
13	27.419	23.102	36.103	26.999	1'53.623	256,5	16:49'49.325	13	27.113	22.634	36.330	4'46.995	6'13.072P	257,1	17:14'30.153
14	27.376	22.996	35.933	27.026	1'53.331	257,8	16:51'42.656	14					8'33.461P		17:23'03.614
15	27.319	22.953	35.971	26.973	1'53.216	259,0	16:53'35.872	15	35.154	23.585	36.538	27.142	2'02.419P	168,0	17:25'06.033
16	27.840				5'46.733P	259,0	16:59'22.605	16	27.116	23.111	35.628	26.890	1'52.745	260,2	17:26'58.778
17	38.974	25.177	37.668	28.405	2'10.224P	126,6	17:01'32.829	17	27.031	22.711	35.736	26.806	1'52.284C	260,2	17:28'51.062
18	29.161	24.146	36.331	26.714	1'56.352	249,4	17:03'29.181	18	27.163	22.868	35.914	26.912	1'52.857	261,5	17:30'43.919
19	26.931	22.545	35.216	26.678	1'51.370	257,8	17:05'20.551	19	27.264	22.817	36.098	26.902	1'53.081	260,9	17:32'37.000
20	26.819	22.576	35.314	26.668	1'51.377	257,8	17:07'11.928	20	27.348	22.895	36.043	26.939	1'53.225	259,6	17:34'30.225
21	26.838	22.829	35.419	4'23.413	5'48.499P	258,4	17:13'00.427	21	27.506	23.033	41.873	4'38.950	6'11.362P	257,8	17:40'41.587
22	36.578	23.142	35.648	27.481	2'02.849P	159,5	17:15'03.276	22	37.003	23.903	36.373	27.081	2'04.360P	152,3	17:42'45.947
23	26.887	22.766	35.591	26.637	1'51.881	257,1	17:16'55.157	23	27.227	23.032	36.605	26.984	1'53.848	258,4	17:44'39.795
24	27.009	22.645	35.598	26.683	1'51.935	259,6	17:18'47.092	24	27.275	22.965	36.127	26.993	1'53.360	259,0	17:46'33.155
25	27.029	22.752	35.893	30'32.192	31'57.866P	257,1	17:50'44.958	25	27.189	22.880	36.562	26.970	1'53.601	259,0	17:48'26.756
26	35.768	23.616	35.844	26.902	2'02.130P	145,7	17:52'47.088	26	27.257	23.005	35.987	26.977	1'53.226	259,6	17:50'19.982
27	27.155	23.230	36.688	3'19.289	4'46.362P	259,6	17:57'33.450	27	27.190	23.175	36.065	27.058	1'53.488	260,2	17:52'13.470
28	38.407	26.012	40.338	27.457	2'12.214P	136,5	17:59'45.664	28	28.433	26.220	39.885			260,2	
29	27.653	23.765	37.371	26.741	1'55.530	254,1	18:01'41.194								
30	26.716	22.502	34.903	26.616	1'50.737	259,6	18:03'31.931								
31	26.698	22.470	35.169	3'59.915	5'24.252P	260,2	18:08'56.183								
32	33.786	22.657	35.226	26.719	1'58.388P	170,9	18:10'54.571								

3 A. CERQUI (1'51.807)							
Giro	Seg.1	Seg.2	Seg.3	Seg.4	T. Giro	km/h	Local Time
1							
2	42.155	30.466	37.947	28.707	2'19.275P	114,5	16:49'09.865
3	27.752	23.750	36.806	27.069	1'55.377	253,5	16:51'05.242
4	27.007	22.633	35.635	26.952	1'52.227	257,8	16:52'57.469
5	28.087	23.417	37.038	27.031	1'55.573	257,1	16:54'53.042
6	27.236	22.703	38.288	3'51.868	5'20.095P	257,1	17:00'13.137
7	36.616	24.715	42.000	34.067	2'17.398P	162,9	17:02'30.535
8	27.433	22.950	36.072	4'51.818	6'18.273P	256,5	17:08'48.808
9	35.423	24.370	39.757	27.041	2'06.591P	161,9	17:10'55.399
10	27.401	22.726	35.594	26.873	1'52.594	256,5	17:12'47.993
11	27.447	23.126	36.917	26.961	1'54.451	258,4	17:14'42.444
12	27.447				13'14.322P	259,0	17:27'56.766
13	36.537	23.300	36.138	26.789	2'02.764P	159,1	17:29'59.530
14	27.236	22.942	35.865	26.730	1'52.773	257,1	17:31'52.303
15	27.150	22.924	35.762	26.790	1'52.626	259,0	17:33'44.929
16	28.824				5'11.202P	247,7	17:38'56.131
17	40.997	28.259	39.193	27.493	2'15.942P	147,7	17:41'12.073
18	27.251	23.221	36.464	26.753	1'53.689	255,3	17:43'05.762
19	26.877	22.609	35.467	26.854	1'51.807	258,4	17:44'57.569
20	27.066	22.673	35.631	26.709	1'52.079	258,4	17:46'49.648
21	30.297				3'50.663P	258,4	17:50'40.311
22	36.998	23.854	36.277	26.768	2'03.897P	146,9	17:52'44.208
23	27.214	23.081	36.165	26.913	1'53.373	260,2	17:54'37.581
24	27.294	22.939	40.189		260,2		

8 K. MASTERS (1'50.966)							
Giro	Seg.1	Seg.2	Seg.3	Seg.4	T. Giro	km/h	Local Time
1							
2	49.410	36.439	51.395	41.969	2'59.213P	132,5	16:14'02.827
3	36.803	29.280	46.263	35.236	2'27.582	185,6	16:16'30.409
4	34.016				17'13.743P	164,4	16:33'44.152
5	44.060	27.724	40.322	32.201	2'24.307P	132,8	16:36'08.459
6	31.903				9'51.397P	197,4	16:45'59.856
7	38.886	24.854	38.125	27.768	2'09.633P	137,2	16:48'09.489
8	27.278	23.049	36.095	27.630	1'54.052	255,9	16:50'03.541
9	26.931	22.510	35.488	26.784	1'51.713	256,5	16:51'55.254
10	27.059				4'19.825P	257,1	16:56'15.079
11	37.509	24.866	36.572	27.622	2'06.569P	150,4	16:58'21.648
12	27.027	24.463	35.959	26.969	1'54.418	256,5	17:00'16.066
13	27.008	22.929	36.074	27.014	1'53.025	257,1	17:02'09.091
14	27.180	22.700	35.700	26.824	1'52.404	256,5	17:04'01.495
15	28.893				4'24.839P	257,8	17:08'26.334
16	38.106	23.310	36.526	27.938	2'05.880P	147,9	17:10'32.214
17	27.160	22.826	35.627	26.803	1'52.416	257,1	17:12'24.630
18	27.221	22.913	35.751	26.913	1'52.798	259,0	17:14'17.428
19	27.137	23.121	36.025	27.030	1'53.313C	258,4	17:16'10.741
20	27.121	22.881	35.910	2'51.543	4'17.455P	259,0	17:20'28.196
21	35.950	23.178	36.293	26.875	2'02.296P	150,8	17:22'30.492
22	27.233	22.881	35.864	26.933	1'52.911	256,5	17:24'23.403
23	27.164	22.998	36.030	26.852	1'53.044	257,8	17:26'16.447
24	27.228	23.223	36.049	21'13.702	22'40.202P	259,6	17:48'56.649
25	50.362				1'45.423P	82,6	17:50'42.072
26	38.406	28.265	40.600	28.582	2'15.853P	128,0	17:52'57.925
27	30.276	26.799	37.465	27.187	2'01.727	255,3	17:54'59.652
28	26.770	22.476	35.058	26.662	1'50.966	260,2	17:56'50.618
29	26.789	22.399	35.212	26.579	1'50.979	259,0	17:58'41.597
30	29.501				2'44.850P	237,4	18:01'26.447
31	39.973					131,5	

11/07/2024 P = Box In/Out - C = Tempo Invalidato





Aut.Int. Mugello 5.245 m

10 P. ARMANNI (1'51.864)

Giro	Seg.1	Seg.2	Seg.3	Seg.4	T. Giro	km/h	Local Time
1							
2	43.703	31.930	48.069	31.147	2'34.849P	119,5	17:17'48.046
3	29.612	26.086	39.630	27.304	2'02.632	244,9	17:19'50.678
4	27.065	22.684	39.893	26.837	1'56.479	257,1	17:21'47.157
5	26.903	22.531	38.139	36.412	2'03.985	257,8	17:23'51.142
6	26.953	22.437	36.182	26.792	1'52.364	258,4	17:25'43.506
7	26.969				5'17.315P	259,0	17:31'00.821
8	40.808	26.134	41.621	30.866	2'19.429P	165,6	17:33'20.250
9	29.909	26.390	38.673	27.256	2'02.228	237,4	17:35'22.478
10	27.074	22.387	35.630	26.773	1'51.864	258,4	17:37'14.342
11	26.901	22.562	37.861	34.247	2'01.571C	260,9	17:39'15.913
12	26.968	22.514	37.872	15'15.938	16'43.292P	259,6	17:55'59.205
13	38.172	25.229	40.335	27.361	2'11.097P	166,2	17:58'10.302
14	27.114	22.834	36.205	26.897	1'53.050C	257,8	18:00'03.352
15	27.006	22.692	36.013	26.766	1'52.477	260,2	18:01'55.829
16	29.425	27.775	39.677	27.539	2'04.416	260,9	18:04'00.245
17	26.963	22.747	42.221	29.958	2'01.889	259,0	18:06'02.134
18	27.297					258,4	

11 O. GRAY (1'51.285)

Giro	Seg.1	Seg.2	Seg.3	Seg.4	T. Giro	km/h	Local Time
1							
2	46.394	32.768	46.622	32.658	2'38.442P	123,9	16:15'02.445
3	32.399	26.815	39.561	30.073	2'08.848	213,4	16:17'11.293
4	32.967				17'37.494P	207,3	16:34'48.787
5	48.926	32.201	53.999	8'45.245	11'00.371P	106,9	16:45'49.158
6	39.229	26.699	38.910	28.358	2'13.196P	137,1	16:48'02.354
7	27.635	22.823	35.582	26.925	1'52.965	256,5	16:49'55.319
8	26.918	22.507	35.266	26.756	1'51.447	258,4	16:51'46.766
9	26.894	22.413	35.361	26.893	1'51.561	259,0	16:53'38.327
10	27.158				3'19.581P	258,4	16:56'57.908
11	36.294	26.071	39.465	28.798	2'10.628P	168,0	16:59'08.536
12	27.263	22.510	35.708	26.806	1'52.287	255,3	17:01'00.823
13	27.224	22.698	35.856	26.970	1'52.748	257,8	17:02'53.571
14	27.244				3'52.107P	258,4	17:06'45.678
15	35.455	24.513	37.033	27.226	2'04.227P	169,3	17:08'49.905
16	27.223	22.689	35.998	26.873	1'52.783	257,1	17:10'42.688
17	27.201	22.683	35.971	26.837	1'52.692	259,6	17:12'35.380
18	27.328	22.690	36.784	36'02.811	37'29.613P	259,0	17:50'04.993
19	42.569	27.752	42.602	30.067	2'22.990P	141,4	17:52'27.983
20	30.308	24.759	39.480	29.321	2'03.868	206,5	17:54'31.851
21	27.190	22.815	36.748	26.991	1'53.744	259,0	17:56'25.595
22	26.858	22.472	35.309	26.646	1'51.285	259,0	17:58'16.880
23	26.929	22.341	35.807	26.736	1'51.813	259,6	18:00'08.693
24	26.747	22.488	35.877	2'36.976	4'02.088P	260,2	18:04'10.781
25	37.580	23.487	36.642	27.373	2'05.082P	168,8	18:06'15.863
26	27.084	22.863	35.857	26.819	1'52.623	258,4	18:08'08.486
27	27.066	22.614	36.055	26.801	1'52.536	259,6	18:10'01.022
28	27.447					259,0	

12 L. ZENDELI (1'51.212)

Giro	Seg.1	Seg.2	Seg.3	Seg.4	T. Giro	km/h	Local Time
1							
2	44.010	30.920	45.382	33.307	2'33.619P	138,5	16:15'50.891
3	36.084	27.148	41.800	30.469	2'15.501	177,9	16:18'06.392
4	36.205				16'28.531P	201,5	16:34'34.923
5	42.543	27.695	39.697	9'18.759	11'08.694P	146,7	16:45'43.617
6	38.866	26.033	39.169	29.026	2'13.094P	153,0	16:47'56.711
7	28.883	24.114	36.951	27.050	1'56.998	255,3	16:49'53.709
8	27.124	22.624	35.600	26.857	1'52.205	257,8	16:51'45.914

9	30.226	23.498	36.277	26.884	1'56.885	235,3	16:53'42.799
10	27.214	23.361	37.876	26.918	1'55.369	257,8	16:55'38.168
11	27.135	22.824	35.967	4'11.681	5'37.607P	255,9	17:01'15.775
12	35.707	23.937	36.755	26.968	2'03.367P	168,8	17:03'19.142
13	27.209	23.066	35.926	26.831	1'53.032	255,9	17:05'12.174
14	27.223	22.770	35.875	26.964	1'52.832	256,5	17:07'05.006
15	27.312	23.016	36.027	26.801	1'53.156	257,1	17:08'58.162
16	27.212	23.089	36.083	26.889	1'53.273	257,1	17:10'51.435
17	27.249	22.810	36.183	26.970	1'53.212	257,1	17:12'44.647
18	27.360	23.056	36.142	26.901	1'53.459	259,0	17:14'38.106
19	27.341	23.455	36.184	27.187	1'54.167	258,4	17:16'32.273
20	28.052				6'30.667P	255,3	17:23'02.940
21	35.700	23.537	36.536	27.025	2'02.798P	169,8	17:25'05.738
22	27.144	23.805	36.375	26.856	1'54.180	259,6	17:26'59.918
23	27.258	22.876	36.105	27.043	1'53.282	260,2	17:28'53.200
24	27.296	22.904	36.101	26.772	1'53.073	259,0	17:30'46.273
25	27.176				2'12.677P	260,9	17:52'09.950
26	41.325	26.530	41.083	29.747	2'18.685P	156,1	17:54'28.635
27	28.978	23.815	41.905	26.715	2'01.413	243,2	17:56'30.048
28	27.743	26.344	44.324	27.148	2'05.559	259,0	17:58'35.607
29	26.779	22.341	43.487	31.736	2'04.343	259,0	18:00'39.950
30	26.874	22.244	35.487	26.607	1'51.212	259,6	18:02'31.162
31	26.806	22.393	35.426	30.233	1'54.858	260,2	18:04'26.020
32	33.600	29.945	42.676	27.964	2'14.185	201,5	18:06'40.205
33	26.866					258,4	

14 S. GIACON (1'52.063)

Giro	Seg.1	Seg.2	Seg.3	Seg.4	T. Giro	km/h	Local Time
1							
2	40.402	30.137	44.114	29.926	2'24.579P	159,8	16:23'36.933
3	30.294	26.704	40.648	27.469	2'05.115	238,4	16:25'42.048
4	27.642	23.372	41.608	27.448	2'00.070	256,5	16:27'42.118
5	27.459	23.176	36.568	27.064	1'54.267	257,1	16:29'36.385
6	27.456				5'08.870P	259,0	16:34'45.255
7	39.889	28.659	47.120	8'43.612	10'39.280P	163,6	16:45'24.535
8	41.892	28.788	42.613	29.525	2'22.818P	118,0	16:47'47.353
9	31.355	28.368	47.155	34.049	2'20.927	234,8	16:50'08.280
10	31.512	29.297	46.918	30.227	2'11.954	228,3	16:52'26.234
11	26.933	22.463	37.084	27.122	1'53.602	257,1	16:54'19.836
12	26.807	22.881	35.643	26.862	1'52.193	257,1	16:56'12.029
13	26.906	22.542	36.004	24'48.077	26'13.529P	257,8	17:22'25.558
14	38.629	26.298	39.202	27.662	2'11.791P	143,8	17:24'37.349
15	27.241	22.964	35.780	26.934	1'52.919	256,5	17:26'30.268
16	27.112	22.904	35.913	27.035	1'52.964	257,8	17:28'23.232
17	27.222	22.993	35.717	26.879	1'52.811	260,2	17:30'16.043
18	27.705	22.993	35.953	27.019	1'53.670	259,0	17:32'09.713
19	27.182	22.965	36.107	26.987	1'53.241	258,4	17:34'02.954
20	27.364	22.936	36.627	27.094	1'54.021	257,8	17:35'56.975
21	27.367	23.079	36.260	27.089	1'53.795	257,8	17:37'50.770
22	27.282	23.111	36.470	27.140	1'54.003	258,4	17:39'44.773
23	27.720	23.680	45.317	31.198	2'07.915	258,4	17:41'52.688
24	27.178	23.027	37.326	27.172	1'54.703	257,8	17:43'47.391
25	27.361	23.173	36.105	27.090	1'53.729	258,4	17:45'41.120
26	27.364				14'57.471P	257,8	18:00'38.591
27	41.794	30.782	43.823	29.607	2'26.006P	144,4	18:03'04.597
28	30.762	29.158	40.522	27.448	2'07.890	241,6	18:05'12.487
29	27.061	22.490	35.470	27.042	1'52.063	257,8	18:07'04.550
30	26.798	22.683	40.037	31.480	2'00.998	258,4	18:09'05.548
31	26.881	22.705	35.764	26.879	1'52.229	259,6	18:10'57.777

15 A. FESTANTE (1'50.887)

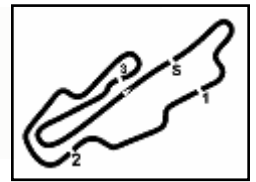
Giro	Seg.1	Seg.2	Seg.3	Seg.4	T. Giro	km/h	Local Time
1							

11/07/2024

P = Box In/Out - C = Tempo Invalidato



ACI Racing Weekend Mugello, 13-14 Luglio 2024
Porsche Carrera Cup Italia - Analisi Tempi Pre-Race Official Test 2



Aut.Int. Mugello 5.245 m

3 / 8

2	39.516	25.102	38.321	29.040	2'11.979P	145,9	16:19'55.961	27	27.207	23.245	38.233	3'16.532	4'45.217P	260,2	17:57'35.039
3	29.811	24.334	36.780	27.230	1'58.155	233,3	16:21'54.116	28	38.163	26.808	39.122	27.519	2'11.612P	139,2	17:59'46.651
4	27.703	23.224	36.443	27.106	1'54.476	256,5	16:23'48.592	29	27.278	23.960	37.356	26.937	1'55.531	258,4	18:01'42.182
5	27.484	23.159	36.744	27.441	1'54.828	257,8	16:25'43.420	30	26.872	22.502	35.259	26.640	1'51.273	260,9	18:03'33.455
6	27.473	23.095	37.496	27.049	1'55.113	257,8	16:27'38.533	31	26.940	22.425	35.457	26.693	1'51.515	260,9	18:05'24.970
7	27.322	23.229	36.439	27.184	1'54.174	257,1	16:29'32.707	32	26.815	22.447	36.103			260,2	
8	27.372	23.116	36.440	27.023	1'53.951	258,4	16:31'26.658								
9	27.353	23.142	36.484	27.145	1'54.124	259,6	16:33'20.782								
10	27.604	23.244	36.401	27.067	1'54.316	257,8	16:35'15.098								

19 A. IMPERATO (1'53.201)

Giro	Seg.1	Seg.2	Seg.3	Seg.4	T. Giro	km/h	Local Time
1							
2	42.811	26.161	39.845	28.844	2'17.661P	115,9	16:29'28.720
3	28.418	23.828	39.616	27.677	1'59.539	251,2	16:31'28.259
4	27.576	23.521	37.440	27.218	1'55.755	257,1	16:33'24.014
5	27.657	23.263	37.185	27.042	1'55.147	258,4	16:35'19.161
6	27.196				23'31.981P	257,8	16:58'51.142
7	39.721	24.594	39.781	28.241	2'12.337P	127,7	17:01'03.479
8	27.592	23.388	37.015	27.070	1'55.065	251,7	17:10'35.544
9	27.284	23.161	36.640	27.017	1'54.102	256,5	17:04'52.646
10	27.160	23.033	36.793	26.927	1'53.913	255,9	17:06'46.559
11	27.460	23.153	36.576	27.326	1'54.515	255,9	17:08'41.074
12	27.523	23.183	36.730	27.017	1'54.453	256,5	17:10'35.527
13	27.810	23.413	36.759	4'14.400	5'42.382P	257,8	17:16'17.909
14	37.709				34'49.417P	118,9	17:51'07.326
15	45.447	29.713	40.182	29.317	2'24.659P	85,6	17:53'31.985
16	28.111	24.515	37.879	27.526	1'58.731	247,1	17:55'30.716
17	27.331	23.393	37.217	29.747	1'57.688	255,9	17:57'28.404
18	27.205	22.898	35.954	27.148	1'53.205	257,1	17:59'21.609
19	27.165	22.829	36.953	29.041	1'55.988	258,4	18:01'17.597
20	27.345	23.602	37.229	2'13.555	3'41.731P	256,5	18:04'59.328
21	35.013	23.842	36.762	26.841	2'02.458P	165,1	18:07'01.786
22	27.053	22.994	36.395	26.759	1'53.201	257,8	18:08'54.987
23	27.171	22.880	39.295			259,0	

21 D. BERTONELLI (1'52.474)

17 F. SCHURING (1'51.273)

Giro	Seg.1	Seg.2	Seg.3	Seg.4	T. Giro	km/h	Local Time
1							
2	39.453	25.627	38.342	28.765	2'12.187P	127,4	16:19'38.390
3	27.731	23.470	37.109	27.153	1'55.463	256,5	16:21'33.853
4	27.792	23.445	37.522	27.059	1'55.818	258,4	16:23'29.671
5	27.559	23.192	36.878	27.134	1'54.763	258,4	16:25'24.434
6	27.475	23.169	36.514	27.098	1'54.256	257,8	16:27'18.690
7	27.543	23.096	36.736	27.102	1'54.477	257,8	16:29'13.167
8	27.488	23.100	37.638	27.181	1'55.407	258,4	16:31'08.574
9	27.503	23.218	36.757	27.083	1'54.561	259,6	16:33'03.135
10	27.750	23.230	36.563	11'09.392	12'36.935P	259,0	16:45'40.070
11	36.187	24.827	37.311	28.072	2'06.397P	163,6	16:47'46.467
12	27.981	23.300	37.237	27.256	1'55.774	257,8	16:49'42.241
13	27.492	23.122	36.572	27.074	1'54.260	259,0	16:51'36.501
14	27.577	23.203	36.711	27.242	1'54.733	259,0	16:53'31.234
15	1'00.749				5'52.939P	229,8	16:59'24.173
16	39.351	24.990	38.622	27.720	2'10.683P	128,0	17:01'34.856
17	28.154	24.252	36.613	27.043	1'56.062	253,5	17:03'30.918
18	27.259	22.637	35.652	26.770	1'52.318	259,6	17:05'23.236
19	27.119	22.792	35.563	26.849	1'52.323	259,0	17:07'15.559
20	26.927	22.819	35.700	26.741	1'52.187	258,4	17:09'07.746
21	26.980	22.600	35.901	2'28.412	3'53.893P	262,1	17:13'01.639
22	36.093	23.310	35.969	27.267	2'02.639P	156,5	17:15'04.278
23	26.961	22.893	35.867	26.834	1'52.555	262,1	17:16'56.833
24	27.637	22.954	35.911	26.939	1'53.441	260,2	17:18'50.274
25	27.474				31'56.590P	259,0	17:50'46.864
26	35.475	23.856	36.670	26.957	2'02.958P	158,8	17:52'49.822

22 S. VAN SOELEN (1'51.122)

Giro	Seg.1	Seg.2	Seg.3	Seg.4	T. Giro	km/h	Local Time
1							
2	36.698	24.396	37.266	27.622	2'05.982P	165,1	16:28'15.427

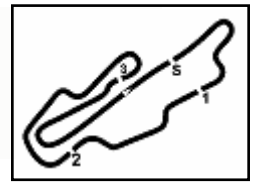
11/07/2024

P = Box In/Out - C = Tempo Invalidato



ACI Racing Weekend Mugello, 13-14 Luglio 2024

Porsche Carrera Cup Italia - Analisi Tempi Pre-Race Official Test 2



Aut.Int. Mugello 5.245 m

4 / 8

3	27.774	23.368	36.036	27.120	1'54.298	255,3	16:30'09.725	3	30.158	25.126	48.341	7'30.422	9'14.047P	224,5	16:44'43.183
4	27.391	23.049	35.946	26.994	1'53.380	255,9	16:32'03.105	4	38.320	24.194	37.195	27.675	2'07.384P	160,2	16:46'50.567
5	27.320	22.966	36.165	27.111	1'53.562	256,5	16:33'56.667	5	28.157	23.578	36.913	28.136	1'56.784	255,3	16:48'47.351
6	27.360	22.941	36.105	27.119	1'53.525	257,1	16:35'50.192	6	28.148	23.793	37.062	27.738	1'56.741	254,7	16:50'44.092
7	27.372				8'30.906P	257,1	16:44'21.098	7	47.060				7'27.051P	255,9	16:58'11.143
8	34.818	23.352	36.209	27.059	2'01.438P	168,0	16:46'22.536	8	43.515				1'37.903P	123,0	16:59'49.046
9	27.981	23.547	36.464	30.063	1'58.055	260,9	16:48'20.591	9	40.423	29.374	45.394	30.058	2'25.249P	128,1	17:02'14.295
10	27.366	23.021	36.298	27.315	1'54.000	258,4	16:50'14.591	10	28.539	26.164	36.152	26.988	1'57.843	255,3	17:04'12.138
11	27.605	23.016	35.913	26.967	1'53.501	258,4	16:52'08.092	11	27.045	22.737	35.490	26.926	1'52.198	257,1	17:06'04.336
12	27.251	22.812	36.009	27.000	1'53.072	258,4	16:54'01.164	12	26.893	22.731	35.734	26.970	1'52.328	256,5	17:07'56.664
13	27.330	23.084	36.132	27.143	1'53.689	258,4	16:55'54.853	13	27.026	22.940	35.832	13'35.753	15'01.551CP	259,6	17:09'58.215
14	27.264				14'28.495P	257,1	17:10'23.348	14	36.023	24.664	38.257	27.377	2'06.321P	166,4	17:25'04.536
15					3'50.055P		17:14'13.403	15	27.030	22.695	36.130	27.130	1'52.985	255,3	17:26'57.521
16	44.632	24.175	36.800	27.130	2'12.737P	165,9	17:16'26.140	16	27.196	22.808	35.906	27.028	1'52.938	256,5	17:28'50.459
17	27.297	22.984	36.072	26.991	1'53.344	255,9	17:18'19.484	17	27.198	22.770	35.789	27.037	1'52.794	257,1	17:30'43.253
18	27.191	22.964	35.943	27.006	1'53.104	257,1	17:20'12.588	18	27.271	23.263	37.134	26.948	1'54.616	257,8	17:32'37.869
19	27.418	22.985	36.668	13'25.919	14'52.990P	256,5	17:35'05.578	19	27.435	22.854	36.078	26.915	1'53.282	258,4	17:34'31.151
20	38.946	24.368	37.736	30.418	3'36.562P	169,0	17:38'42.140	20	27.234	23.259	37.263	14'39.002	16'06.758P	257,8	17:50'37.909
21	26.830	22.451	35.142	26.699	1'51.122	257,1	17:40'33.262	21	37.799	24.154	37.321	27.782	2'07.056P	167,2	17:52'44.965
22	26.621	22.630	35.161	26.768	1'51.180	258,4	17:42'24.442	22	27.274	23.537	36.481	26.998	1'54.290	258,4	17:54'39.255
23	26.784	22.475	35.973	6'46.461	8'11.693P	257,8	17:50'36.135	23	27.154	23.027	36.177	27.082	1'53.440	259,0	17:56'32.695
24	39.235	26.710	38.883	27.356	2'12.184P	148,6	17:52'48.319	24	27.113	24.524	38.868	28.549	1'59.054	259,0	17:58'31.749
25	27.125	22.941	36.943	3'32.229	4'59.238P	259,0	17:57'47.557	25	27.197	23.039	35.944	26.977	1'53.157	257,8	18:00'24.906
26	34.184	23.140	36.365	27.688	2'01.377P	170,1	17:59'48.934	26	27.157	22.673	36.169	26.892	1'52.891	259,0	18:02'17.797
27	27.100	22.666	37.249	27.590	1'54.605	260,2	18:01'43.539	27	27.245	22.792	36.092	26.782	1'52.911C	257,8	18:04'10.708
28	26.942	22.579	38.594	52.236	2'20.351P	260,2	18:04'03.890	28	27.245	22.851	36.178	26.957	1'53.231	259,0	18:06'03.939
								29	27.692					259,6	

24 F. FANT (1'52.078)

Giro	Seg.1	Seg.2	Seg.3	Seg.4	T. Giro	km/h	Local Time
1							
2	39.720	27.820	41.483	30.086	2'19.109P	147,3	16:14'26.473
3	28.819	24.666	38.298	28.296	2'00.079	252,3	16:16'26.552
4	28.222	24.086	37.559	27.839	1'57.706	254,1	16:18'24.258
5	27.970	23.900	37.248	27.558	1'56.676	254,1	16:20'20.934
6	27.790	23.907	36.910	27.286	1'55.893	255,9	16:22'16.827
7	27.740	23.622	37.195	27.361	1'55.918	255,9	16:24'12.745
8	27.765	23.895	36.988	27.341	1'55.989	254,7	16:26'08.734
9	27.604	23.734	36.777	27.228	1'55.343	255,3	16:28'04.077
10	27.800				7'26.027P	255,9	16:35'30.104
11	38.621				9'38.758P	165,1	16:45'08.862
12	37.443	25.326	38.586	27.873	2'09.228P	168,5	16:47'18.090
13	28.047	24.156	37.177	27.344	1'56.724	254,1	16:49'14.814
14	27.649	23.610	36.588	27.260	1'55.107	256,5	16:51'09.921
15	27.791	25.067	37.007	27.302	1'57.167	257,1	16:53'07.088
16	27.527	23.572	36.356	27.295	1'54.750	256,5	16:55'01.838
17	27.556	23.376	36.740	27.284	1'54.956	256,5	16:56'56.794
18	27.576	23.406	36.906	2'42.844	4'10.732P	256,5	17:01'07.526
19	39.551				32'48.975P	162,7	17:33'56.501
20	43.313	29.107	41.335	29.342	2'23.097P	125,6	17:36'19.598
21	27.992	25.110	40.880	30.023	2'04.005	250,6	17:38'23.603
22	27.388	23.056	35.445	26.916	1'52.805	252,3	17:40'16.408
23	26.954	22.653	35.476	26.995	1'52.078	255,3	17:42'08.486
24	27.018	22.981	35.634	27.143	1'52.776	255,3	17:44'01.262
25	29.982				5'43.573P	229,3	17:49'44.835
26	37.886	24.009	37.440	27.534	2'06.869P	158,8	17:51'51.704
27	27.342	23.209	35.636	27.006	1'53.193	255,9	17:53'44.897
28	27.095	23.030	35.701	26.935	1'52.761	257,8	17:55'37.658
29	30.350					231,3	

26 M. KLEIN (1'51.153)

Giro	Seg.1	Seg.2	Seg.3	Seg.4	T. Giro	km/h	Local Time
1							
2	36.352	24.035	36.757	27.194	2'04.338P	167,7	16:27'58.783
3	27.381	23.094	36.025	26.860	1'53.360	255,3	16:29'52.143
4	27.354	22.960	36.057	26.907	1'53.278	256,5	16:31'45.421
5	27.353	22.956	36.171	11'06.014	12'32.494P	257,1	16:44'17.915
6	35.759	23.451	36.169	27.131	2'02.510P	166,7	16:46'20.425
7	27.530	23.103	36.288	27.065	1'53.986	254,7	16:48'14.411
8	27.384	23.070	36.047	26.963	1'53.464	255,9	16:50'07.875
9	27.247	22.939	35.883	26.974	1'53.043	257,1	16:52'00.918
10	27.727				4'49.753P	257,1	16:56'50.671
11	34.532	23.065	36.603	27.613	2'01.813P	169,8	16:58'52.484
12	27.234	22.903	35.815	26.996	1'52.948	255,9	17:00'45.432
13	27.181	22.936	36.257	3'28.390	4'54.764P	257,1	17:05'40.196
14	34.242	22.999	36.071	26.971	2'00.283P	171,2	17:07'40.479
15	27.346	22.870	36.049	26.873	1'53.138	255,9	17:09'33.617
16	27.571				6'01.631P	257,1	17:15'35.248
17	34.572	23.179	36.133	26.952	2'00.836P	169,5	17:17'36.084
18	27.187				3'08.926P	257,1	17:20'45.010
19	34.516	23.100	39.301	2'05.489	3'42.406P	169,5	17:24'27.416
20					12'31.096P		17:36'58.512
21	35.289	23.508	36.139	27.214	2'02.150P	166,4	17:39'00.662
22	27.983	23.077	35.964	26.965	1'53.989	255,9	17:40'54.651
23	27.341				9'32.303P	256,5	17:50'26.954
24	40.952				1'32.793P	159,1	17:51'59.747
25	37.583	24.524	40.855	27.929	2'10.891P	169,3	17:54'10.638
26	27.084	22.495	34.871	26.797	1'51.247	255,9	17:56'01.885
27	26.742	22.529	35.198	26.684	1'51.153	258,4	17:57'53.038
28	26.896				3'16.182P	258,4	18:01'09.220
29	34.329	22.558	35.640	26.892	1'59.419P	170,3	18:03'08.639
30	26.993	22.546	35.619	26.911	1'52.069	258,4	18:05'00.708
31	27.025				1'48.898P	260,2	18:06'49.606

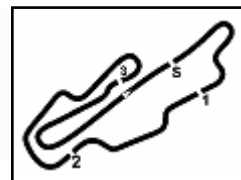
25 D. GREGOR (1'52.198)

Giro	Seg.1	Seg.2	Seg.3	Seg.4	T. Giro	km/h	Local Time
1							
2	40.208	26.552	40.278	30.877	2'17.915P	160,2	16:35'29.136

11/07/2024

P = Box In/Out - C = Tempo Invalidato





Aut.Int. Mugello 5.245 m

5 / 8

28 F. BRASCHI (1'50.654)

Giro	Seg.1	Seg.2	Seg.3	Seg.4	T. Giro	km/h	Local Time
1							
2	38.791	26.835	39.097	29.131	2'13.854P	157,9	16:20'33.865
3	30.572	23.500	36.771	26.990	1'57.833	186,9	16:22'31.698
4	27.469	31.776	36.697	26.920	2'02.862	256,5	16:24'34.560
5	27.465	22.784	35.996	26.992	1'53.237	256,5	16:26'27.797
6	27.565	22.794	35.978	26.823	1'53.160	257,1	16:28'20.957
7	27.460	22.736	35.968	26.907	1'53.071	257,1	16:30'14.028
8	29.439				1'46.365P	251,2	16:45'00.393
9	40.274	24.894	36.832	27.256	2'09.256P	130,8	16:47'09.649
10	27.421	23.043	36.282	30.489	1'57.235	254,1	16:49'06.884
11	27.312	22.821	36.012	26.983	1'53.128	256,5	16:51'00.012
12	29.495	24.606	38.046	27.072	1'59.219	256,5	16:52'59.231
13	27.300				1'50.724P	257,8	17:08'01.955
14	38.403	28.886	38.392	30.017	2'15.698P	130,4	17:10'17.653
15	29.411	23.916	36.007	26.842	1'56.176	228,3	17:12'13.829
16	27.107	23.075	35.817	27.307	1'53.306	257,8	17:14'07.135
17	27.308	23.120	35.719	26.931	1'53.078	258,4	17:16'00.213
18	27.185	22.909	35.818	26.840	1'52.752	257,8	17:17'52.965
19	28.851				2'40.070P	259,0	17:41'53.035
20	38.040	25.841	41.820	29.810	2'15.511P	159,5	17:44'08.546
21	30.375	24.379	36.843	26.929	1'58.526	217,3	17:46'07.072
22	27.208	22.628	35.334	26.800	1'51.970	256,5	17:47'59.042
23	27.328	24.175	36.688	26.955	1'55.146	257,1	17:49'54.188
24	27.059	22.700	35.784	4'55.858	6'21.401P	257,8	17:56'15.589
25	42.126	30.611	40.863	31.083	2'24.683P	157,2	17:58'40.272
26	31.840	25.239	36.326	30.631	2'04.036	240,0	18:00'44.308
27	26.655	22.340	35.013	26.646	1'50.654	257,8	18:02'34.962
28	27.846	25.870	36.606	27.735	1'58.057	259,0	18:04'33.019
29	26.952					258,4	

4	28.254							11'27.903P	256,5	16:44'28.495
5	36.737	24.889	36.635	27.165	2'05.426P	166,7	16:46'33.921			
6	27.629	23.072	38.203	27.141	1'56.045	257,1	16:48'29.966			
7	27.506	22.965	36.090	27.109	1'53.670	257,8	16:50'23.636			
8	27.338	23.052	36.376	27.046	1'53.812	257,8	16:52'17.448			
9	27.981				5'48.033P	257,1	16:58'05.481			
10	38.490	25.478	41.516	29.119	3'41.700P	169,0	17:01'47.181			
11	27.431	23.111	35.951	26.923	1'53.416	255,3	17:03'40.597			
12	27.177	22.729	40.726	19'46.997	2'11'17.629P	257,1	17:24'58.226			
13	39.605	26.299	37.526	27.580	2'11.010P	147,1	17:27'09.236			
14	27.297	22.914	35.989	26.848	1'53.040	256,5	17:29'02.284			
15	27.167	23.017	35.703	26.828	1'52.715	259,0	17:30'54.999			
16	27.215	22.798	35.614	26.998	1'52.625	259,0	17:32'47.624			
17	27.541	22.759	35.828	26.993	1'53.121	259,0	17:34'40.745			
18	27.571	23.045	36.889			257,1				

38 S. IAQUINTA (1'51.100)

Giro	Seg.1	Seg.2	Seg.3	Seg.4	T. Giro	km/h	Local Time
1							
2	45.653	31.696	48.378	30.860	2'36.587P	113,3	17:17'47.047
3	29.818	25.916	39.115	27.022	2'01.871	246,0	17:19'48.918
4	27.031	22.565	35.155	26.855	1'51.606	255,9	17:21'40.524
5	26.755	22.579	35.281	26.553	1'51.168	257,8	17:23'31.692
6	28.979				5'43.185P	259,0	17:29'14.877
7	35.756	26.443	38.637	26.913	2'07.749P	172,8	17:31'22.626
8	26.845	22.457	36.004	26.692	1'51.998	257,8	17:33'14.624
9	27.909				2'56.756P	259,0	17:36'11.380
10	42.247	27.307	42.972	26.963	2'19.489P	163,4	17:38'30.869
11	27.074	23.146	38.829	26.837	1'55.886	258,4	17:40'26.755
12	27.143				8'01.856P	258,4	17:48'28.611
13	38.914	27.435	41.456	28.596	2'16.401P	157,7	17:50'45.012
14	28.513	24.503	37.912	26.928	1'57.856	248,3	17:52'42.868
15	26.846	28.652	50.030	28.234	2'13.762	258,4	17:54'56.630
16	40.848	28.896	41.882	26.758	2'18.384	258,4	17:57'15.014
17	26.639	22.421	35.383	26.657	1'51.100	257,1	17:59'06.114
18	26.851	22.474	57.101			260,2	

32 G. QUARESMINI (1'50.791)

Giro	Seg.1	Seg.2	Seg.3	Seg.4	T. Giro	km/h	Local Time
1							
2	38.051	25.428	38.652	27.008	2'09.139P	171,2	17:02'09.661
3	26.995	22.956	35.617	26.872	1'52.440	259,0	17:04'02.101
4	26.991	22.814	35.532	26.780	1'52.117C	259,6	17:05'54.218
5	27.061	22.731	35.624	26.786	1'52.202	257,8	17:07'46.420
6	27.886				2'56.039P	257,1	17:10'42.459
7	37.019	22.987	36.410	26.761	2'03.177P	172,2	17:12'45.636
8	27.425	22.813	35.878	27.011	1'53.127	259,6	17:14'38.763
9	27.109	23.378	36.098	26.930	1'53.515	259,0	17:16'32.278
10	27.572				2'39.548P	256,5	17:19'11.826
11	34.135	23.289	36.295	26.885	2'00.604P	172,5	17:21'12.430
12	27.351	22.987	36.340	26.755	1'53.433	257,1	17:23'05.863
13	27.135	22.936	36.110	26.728	1'52.909	259,0	17:24'58.772
14	27.077	22.810	36.405	26.887	1'53.179	259,0	17:26'51.951
15	27.123	22.834	36.075	26.838	1'52.870	260,2	17:28'44.821
16	27.224	23.048	36.012	26.847	1'53.131C	260,2	17:30'37.952
17	27.395	23.063	36.017	26.878	1'53.353	259,6	17:32'31.305
18	27.728				19'15.720P	259,0	17:51'47.025
19	40.326				1'33.779P	141,5	17:53'20.804
20	35.537	25.521	38.886	27.255	2'07.199P	173,9	17:55'28.003
21	26.911	22.538	35.095	26.559	1'51.103	258,4	17:57'19.106
22	26.563	22.420	35.237	26.571	1'50.791	260,9	17:59'09.897
23	27.740				8'29.318P	261,5	18:07'39.215

40 J. STIAK (1'51.029)

Giro	Seg.1	Seg.2	Seg.3	Seg.4	T. Giro	km/h	Local Time
1							
2	38.258	24.550	37.205	27.875	2'07.888P	152,8	16:28'07.629
3	27.957	23.328	36.018	26.910	1'54.213	250,6	16:30'01.842
4	27.148	22.978	35.951	26.940	1'53.017	257,8	16:31'54.859
5	27.564	23.233	36.354	27.054	1'54.205	257,8	16:33'49.064
6	27.334	23.315	36.458	27.029	1'54.136	257,1	16:35'43.200
7	27.296				8'36.463P	259,0	16:44'19.663
8	35.676	23.474	36.372	27.131	2'02.653P	165,4	16:46'22.316
9	28.005	23.362	36.285	27.027	1'54.679	257,1	16:48'16.995
10	27.348	23.278	36.146	26.913	1'53.685	260,9	16:50'10.680
11	27.493	22.989	36.284	27.047	1'53.813	259,0	16:52'04.493
12	27.285	22.991	36.160	27.051	1'53.487	257,1	16:53'57.980
13	27.364	23.166	36.207	26.921	1'53.658	257,1	16:55'51.638
14	27.354				5'09.297P	257,1	17:01'00.935
15	35.170	23.294	36.185	26.917	2'01.566P	167,7	17:03'02.501
16	27.283	23.085	35.927	26.976	1'53.271	256,5	17:04'55.772
17	27.144	22.958	36.078	26.935	1'53.115	257,8	17:06'48.887
18	27.317	23.463	36.221	27.015	1'54.016	257,8	17:08'42.903
19	27.482				2'30.676P	258,4	17:11'13.579
20					25'48.289P		17:37'01.868
21	37.288	24.024	37.826	29.972	2'09.110P	155,2	17:39'10.978
22	27.491	23.209	36.558	9'56.969	11'24.227P	255,9	17:50'35.205
23	41.827				1'37.263P	142,5	17:52'12.468
24	38.135	24.968	39.652	30.212	2'12.967P	160,2	17:54'25.435

33 H. FELBERMAYR (1'52.625)

Giro	Seg.1	Seg.2	Seg.3	Seg.4	T. Giro	km/h	Local Time
1							
2	40.575	27.473	41.263	28.721	2'18.032P	134,3	16:31'03.074
3	28.704	23.756	37.556	27.502	1'57.518	254,1	16:33'00.592

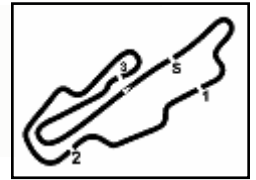
11/07/2024

P = Box In/Out - C = Tempo Invalidato



ACI Racing Weekend Mugello, 13-14 Luglio 2024

Porsche Carrera Cup Italia - Analisi Tempi Pre-Race Official Test 2



Aut.Int. Mugello 5.245 m

6 / 8

25	26.911	22.572	34.985	26.632	1'51.100	257,1	17:56'16.535
26	26.700	22.644	35.020	26.665	1'51.029	258,4	17:58'07.564
27	26.699	22.631	35.585	2'51.791	4'16.706P	258,4	18:02'24.270

4	33.678	26.195	40.531	28.693	2'09.097	210,1	16:49'18.696
5	28.925	23.987	36.883	27.794	1'57.589	238,9	16:51'16.285
6	27.950	23.574	36.576	27.970	1'56.070	255,9	16:53'12.355
7	27.977	23.521	36.573	27.411	1'55.482	251,2	16:55'07.837
8	27.674	23.216	36.854	27.727	1'55.471	255,9	16:57'03.308
9	28.188				3'35.222P	255,3	17:00'38.530
10	36.882	24.396	37.549	28.890	2'07.717P	161,4	17:02'46.247
11	27.909	23.456	36.406	27.686	1'55.457	254,7	17:04'41.704
12	28.091	23.568	36.609	5'26.977	6'55.245P	253,5	17:11'36.949
13	45.535	28.982	41.527	32.239	2'28.283P	85,6	17:14'05.232
14	33.866	25.493	39.628	27.482	2'06.469	131,9	17:16'11.701
15	27.322	22.897	35.814	27.155	1'53.188	255,9	17:18'04.889
16	27.389	22.784	35.701	26.970	1'52.844	255,3	17:19'57.733
17	27.303	22.766	36.244	27.223	1'53.536	255,3	17:21'51.269
18	27.437	22.854	35.985	10'03.752	11'30.028P	256,5	17:33'21.097
19	41.066	27.678	41.111	31.867	2'21.722P	127,8	17:35'43.019
20	29.985	24.453	37.121	28.118	1'59.677	224,5	17:37'42.696
21	27.646	23.103	36.148	27.304	1'54.201	254,7	17:39'36.897
22	27.461	22.973	36.021	27.239	1'53.694	255,9	17:41'30.591
23	27.411	22.985	35.965	27.383	1'53.744	255,9	17:43'24.335
24	27.229	22.664	36.055	27.153	1'53.101	255,9	17:45'17.436
25	27.358	22.820	35.977	27.230	1'53.385	255,9	17:47'10.821
26	27.607	23.227	37.638	2'41.411	4'09.883P	256,5	17:51'20.704
27	35.113	23.903	37.543	27.904	2'04.463P	170,3	17:53'25.167
28	27.464	23.298	39.746	33.713	2'04.221	257,1	17:55'29.388
29	27.528	23.316	36.649	27.513	1'55.006	257,8	17:57'24.394
30	27.358					257,8	

44 F. OLIVIERI (1'53.466)

Giro	Seg.1	Seg.2	Seg.3	Seg.4	T. Giro	km/h	Local Time
1							
2	38.302				1'39.051P	145,9	16:46'12.406
3	39.002	23.960	36.431	27.342	2'06.735P	142,9	16:48'19.141
4	27.476	23.356	36.801	27.466	1'55.099	258,4	16:50'14.240
5	28.692	23.180	36.045	27.067	1'54.984	255,9	16:52'09.224
6	27.593	23.001	35.889	26.983	1'53.466	257,8	16:54'02.690
7	27.424	23.155	36.271	27.090	1'53.940	257,8	16:55'56.630
8	28.077	27.207	43.810	23'39.813	25'18.907P	257,1	17:21'15.537
9	37.826	23.473	36.234	26.971	2'04.504P	118,8	17:23'20.041
10	27.530	23.023	36.059	27.017	1'53.629	255,3	17:25'13.670
11	33.932				4'58.503P	257,8	17:30'12.173
12	39.169	24.312	36.275	27.247	2'07.003P	116,3	17:32'19.176
13	27.423	23.161	37.993	27.131	1'55.708	257,1	17:34'14.884
14	27.634	23.491	36.057	28.023	1'55.205	255,9	17:36'10.089
15	28.061	23.606	36.773	10'04.303	11'32.743P	252,3	17:47'42.832
16	42.376	28.600	39.690	53.061	2'43.727P	109,2	17:50'26.559
17	36.906	25.066	37.287	27.415	2'06.674P	163,9	17:52'33.233
18	28.434	24.966	40.142	4'24.481	5'58.023P	256,5	17:58'31.256
19	41.806					155,6	

46 N. PUJATTI (1'51.469)

Giro	Seg.1	Seg.2	Seg.3	Seg.4	T. Giro	km/h	Local Time
1							
2	38.417	31.269	41.506	50.655	2'41.847P	157,7	16:33'08.210
3	35.980	25.340	45.174	11'39.659	13'26.153P	169,0	16:46'34.363
4	1'01.552	23.483	36.205	27.112	2'28.352P	168,0	16:49'02.715
5	27.408	23.062	36.120	26.923	1'53.513C	255,9	16:50'56.228
6	27.180	23.011	36.127	26.989	1'53.307C	256,5	16:52'49.535
7	27.273	23.011	36.099	26.915	1'53.298	257,1	16:54'42.833
8	27.264	23.082	36.036	26.932	1'53.314	255,3	16:56'36.147
9	27.473	23.270	36.066	26.924	1'53.733	258,4	16:58'29.880
10	27.958	23.760	36.249	26.968	1'54.935	258,4	17:00'24.815
11	27.360	23.371	36.196	26.906	1'53.833	256,5	17:02'18.648
12	27.462	23.288	36.386	26.983	1'54.119	257,8	17:04'12.767
13	27.832	24.941	37.644	27.398	1'57.815	259,0	17:06'10.582
14	27.385	23.155	36.043	26.903	1'53.486	257,8	17:08'04.068
15	28.249				7'02.712P	256,5	17:15'06.780
16	35.299	23.425	35.985	27.505	2'02.214P	169,5	17:17'08.994
17	27.423	23.199	36.251	27.057	1'53.930C	257,8	17:19'02.924
18	27.368	23.096	35.993	26.921	1'53.378	255,9	17:20'56.302
19	27.348	23.017	36.100	26.907	1'53.372	257,1	17:22'49.674
20	28.191				25'50.939P	257,1	17:48'40.613
21	42.340	27.576	43.618	30.657	2'24.191P	118,7	17:51'04.804
22	29.095	27.784	41.142	31.160	2'09.181	245,5	17:53'13.985
23	27.043	22.689	36.232	3'11.136	4'37.100P	258,4	17:57'51.085
24	35.113	23.196	36.020	31.195	2'05.524P	169,8	17:59'56.609
25	26.912	22.669	35.593	26.658	1'51.832	257,8	18:01'48.441
26	26.862	22.425	35.366	26.816	1'51.469	259,6	18:03'39.910
27	36.100	25.433	39.264	29.845	2'10.642	257,8	18:05'50.552
28	26.971				2'25.357P	257,8	18:08'15.909
29	37.462					158,1	

50 F. FENICI (1'52.844)

Giro	Seg.1	Seg.2	Seg.3	Seg.4	T. Giro	km/h	Local Time
1							
2	50.973				8'26.233P	97,7	16:44'45.562
3	40.103	28.072	42.943	32.919	2'24.037P	127,8	16:47'09.599

51 P. GNEMMI (1'52.650)

Giro	Seg.1	Seg.2	Seg.3	Seg.4	T. Giro	km/h	Local Time
1							
2	38.768	29.830	42.336	29.436	2'20.370P	148,8	16:46'43.721
3	28.899	24.223	37.524	27.546	1'58.192	252,9	16:48'41.913
4	27.933	23.307	36.321	27.170	1'54.731	257,1	16:50'36.644
5	27.659	22.993	36.257	26.869	1'53.778	259,0	16:52'30.422
6	28.360	24.095	37.954	27.178	1'57.587	258,4	16:54'28.009
7	27.703	25.093	38.990	7'10.296	8'42.082P	257,8	17:03'10.091
8	39.007	25.362	43.592	28.224	2'16.185P	152,3	17:05'26.276
9	27.669	23.449	36.427	26.886	1'54.431	255,3	17:07'20.707
10	27.070	22.619	36.143	26.818	1'52.650	256,5	17:09'13.357
11	27.364	22.977	35.913	26.880	1'53.134	257,1	17:11'06.491
12	27.577	23.083	36.381	26.978	1'54.019	257,8	17:13'00.510
13	31.193				36'39.865P	223,6	17:49'40.375
14	37.028	26.920	42.769	28.181	2'14.898P	167,7	17:51'55.273
15	28.376	23.633	36.286	26.882	1'55.177	257,1	17:53'50.450
16	27.486	22.948	36.167	26.840	1'53.441	259,6	17:55'43.891
17	27.410	23.292	36.565	26.972	1'54.239	259,6	17:57'38.130
18	27.492	23.187	36.170	27.190	1'54.039	258,4	17:59'32.169
19	27.257	23.048	36.453	26.960	1'53.718	258,4	18:01'25.887
20	27.506	23.408	36.531	26.907	1'54.352	260,2	18:03'20.239
21	27.621	23.717	36.698	26.932	1'54.968	259,0	18:05'15.207
22	27.614	23.197	36.550	26.911	1'54.272	259,6	18:07'09.479
23	30.438					259,6	

52 A. DE AMICIS (1'52.612)

Giro	Seg.1	Seg.2	Seg.3	Seg.4	T. Giro	km/h	Local Time
1							
2	41.040	28.843	39.108	28.764	2'17.755P	161,4	16:50'48.712
3	28.368	24.335	37.685	27.652	1'58.040	252,3	16:52'46.752
4	27.466	23.405	36.292	27.064	1'54.227	255,3	16:54'40.979
5	27.243	23.425	36.329	27.224	1'54.221	255,3	16:56'35.200
6	27.286	23.251	36.054	27.427	1'54.018	254,7	16:58'29.218
7	28.406				5'36.628P	253,5	17:04'05.846

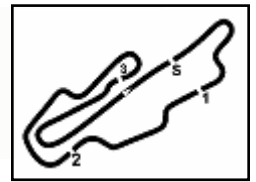
11/07/2024

P = Box In/Out - C = Tempo Invalidato



ACI Racing Weekend Mugello, 13-14 Luglio 2024

Porsche Carrera Cup Italia - Analisi Tempi Pre-Race Official Test 2



Aut.Int. Mugello 5.245 m

7 / 8

8	36.773	24.897	40.730	27.483	2'09.883P	167,2	17:06'15.729	10	27.704	23.711	36.850	27.092	1'55.357	255,9	17:35'14.538
9	27.396	22.954	36.079	27.076	1'53.505	255,3	17:08'09.234	11	27.587	23.520	36.728	26.955	1'54.790	257,8	17:37'09.328
10	27.208	23.039	36.086	27.093	1'53.426	256,5	17:10'02.660	12	27.640	23.472	36.805	27.135	1'55.052	257,1	17:39'04.380
11	27.577				7'58.103P	255,9	17:18'00.763	13	28.933				6'14.301P	258,4	17:45'18.681
12	38.177	25.584	39.702	30.219	2'13.682P	166,2	17:20'14.445	14	39.576	25.679	37.873	27.483	2'10.611P	148,4	17:47'29.292
13	28.602	24.263	1'18.051	28.424	2'39.340	251,7	17:22'53.785	15	27.753	23.704	36.670	27.184	1'55.311C	256,5	17:49'24.603
14	27.636	23.279	36.844	27.076	1'54.835	254,1	17:24'48.620	16	27.612	23.580	36.882	26.942	1'55.016	258,4	17:51'19.619
15	27.261	23.100	36.014	27.164	1'53.539	256,5	17:26'42.159	17	27.531	23.580	36.782	27.234	1'55.127	259,0	17:53'14.746
16	27.152	23.339	38.262	4'02.890	5'31.643P	258,4	17:32'13.802	18	27.723				7'27.226P	259,6	18:00'41.972
17	35.902	23.759	36.663	27.214	2'03.538P	166,2	17:34'17.340	19	39.062					161,7	
18	27.207	24.067	38.276	27.196	1'56.746	257,1	17:36'14.086								
19	27.271	23.037	35.945	27.035	1'53.288	257,1	17:38'07.374								
20	27.272	23.149	37.512	7'17.948	8'45.881P	257,1	17:46'53.255								
21	41.026	27.771	41.214	28.470	2'18.481P	144,2	17:49'11.736								
22	28.455	23.658	36.642	27.020	1'55.775	254,7	17:51'07.511								
23	27.100	23.130	35.482	26.926	1'52.638	258,4	18:03'00.149								
24	27.220	22.770	39.060	3'11.275	4'40.325P	259,0	17:57'40.474								
25	35.191	24.321	36.941	27.195	2'03.648P	169,3	17:59'44.122								
26	27.246	22.656	36.020	26.909	1'52.831	258,4	18:01'36.953								
27	27.065	22.895	35.663	26.989	1'52.612	258,4	18:03'29.565								
28	33.774				4'54.646P	258,4	18:08'24.211								
29	40.853					128,6									

56 C. BRUSA (1'53.412)

Giro	Seg.1	Seg.2	Seg.3	Seg.4	T. Giro	km/h	Local Time
1							
2	41.428	26.187	40.832	29.948	2'18.395P	164,9	17:11'40.142
3	29.668	24.724	38.316	30.228	2'02.936	249,4	17:13'43.078
4	27.980	23.473	36.614	27.294	1'55.361	254,1	17:15'38.439
5	27.703	23.844	36.679	27.093	1'55.319	257,1	17:17'33.758
6	27.600	23.636	36.523	27.010	1'54.769	257,8	17:19'28.527
7	27.621	23.346	36.751	27.162	1'54.880	257,8	17:21'23.407
8	29.563				4'36.766P	257,8	17:26'00.173
9	41.454	26.656	39.596	29.319	2'17.025P	128,1	17:28'17.198
10	29.664	28.551	37.264	27.213	2'02.692	251,7	17:30'19.890
11	27.566	23.043	36.394	26.886	1'53.889	259,0	17:32'13.779
12	27.379	23.048	36.351	27.126	1'53.904	259,6	17:34'07.683
13	27.291	23.094	39.794	14'47.089	16'17.268P	257,8	17:50'24.951
14	38.105	24.646	39.220	28.270	2'10.241P	165,4	17:52'35.192
15	31.091	33.055	38.936	30.703	2'13.785	259,0	17:54'48.977
16	27.205	23.170	36.243	27.820	1'54.438	258,4	17:56'43.415
17	27.401	23.420	36.440	27.379	1'54.640	259,6	17:58'38.055
18	27.316	23.083	36.246	27.004	1'53.649	260,9	18:00'31.704
19	27.170	22.851	36.240	27.151	1'53.412	260,2	18:02'25.116
20	27.379	23.693	36.601	27.092	1'54.765	259,6	18:04'19.881
21	28.204					259,6	

60 M. GALASSI (1'54.125)

Giro	Seg.1	Seg.2	Seg.3	Seg.4	T. Giro	km/h	Local Time
1							
2	43.055	37.355	42.654	29.985	2'33.049P	113,2	16:24'45.937
3	29.367	24.840	37.953	27.948	2'00.108	249,4	16:26'46.045
4	28.685	24.409	37.529	27.528	1'58.151	252,9	16:28'44.196
5	28.332	24.075	37.090	27.596	1'57.093	254,1	16:30'41.289
6	27.831	23.927	37.104	27.843	1'56.705	254,7	16:32'37.994
7	27.954	23.786	37.003	27.433	1'56.176	253,5	16:34'34.170
8	28.038	23.728	37.306	10'02.797	11'31.869P	255,3	16:46'06.039
9	45.176	28.869	44.494	31.331	2'29.870P	112,7	16:48'35.909
10	29.015	24.622	37.007	27.608	1'58.252	247,1	16:50'34.161
11	27.672	23.234	36.226	26.993	1'54.125	254,7	16:52'28.286
12	27.668	23.311	36.590	27.267	1'54.836	255,3	16:54'23.122
13	27.695	23.758	36.623	27.093	1'55.169	255,3	16:56'18.291
14	27.518	23.368	36.302	27.192	1'54.380	254,7	16:58'12.671
15	27.654	23.381	36.427	27.350	1'54.812	254,7	17:00'07.483
16	27.973				8'20.881P	254,1	17:08'28.364
17	37.822	29.492	37.697	28.619	2'13.630P	138,1	17:10'41.994
18	29.214	24.017	36.955	27.597	1'57.783	217,3	17:12'39.777
19	28.326	24.106	36.754	31.276	2'00.462	254,7	17:14'40.239
20	31.855				7'43.514P	255,3	17:22'23.753
21	40.482	27.427	39.385	28.030	2'15.324P	136,7	17:24'39.077
22	27.944	23.864	36.854	27.217	1'55.879	255,3	17:26'34.956
23	27.750	23.784	37.150	27.311	1'55.995	257,8	17:28'30.951
24	27.672	23.530	36.497	27.427	1'55.126	257,1	17:30'26.077
25	31.008					257,1	

55 C. BARBERINI (1'54.790)

Giro	Seg.1	Seg.2	Seg.3	Seg.4	T. Giro	km/h	Local Time
1							
2	46.426	29.260	43.565	2'10.294	4'09.545P	158,4	17:16'44.458
3	44.214	26.467	39.109	30.373	2'20.163P	143,0	17:19'04.621
4	27.945	24.245	37.283	27.276	1'56.749	254,1	17:21'01.370
5	27.918	23.768	37.361	27.325	1'56.372	256,5	17:22'57.742
6	27.769	23.785	37.109	27.254	1'55.917	255,9	17:24'53.659
7	27.465	23.594	36.719	27.127	1'54.905	257,1	17:26'48.564
8	32.792				4'16.335P	236,8	17:31'04.899
9	38.034	26.097	41.203	28.948	2'14.282P	156,1	17:33'19.181

11/07/2024

P = Box In/Out - C = Tempo Invalidato

Powered by FICr PERUGIA TIMING

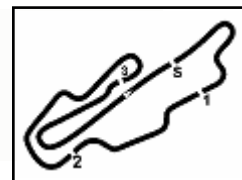


PORSCHE

**CARRERA CUP
ITALIA**

ACI Racing Weekend Mugello, 13-14 Luglio 2024

Porsche Carrera Cup Italia - Analisi Tempi Pre-Race Official Test 2



Aut.Int. Mugello 5.245 m

8 / 8

67 A. DE GIACOMI (1'52.456)							
Giro	Seg.1	Seg.2	Seg.3	Seg.4	T. Giro	km/h	Local Time
1							
2	40.238	26.174	39.001	28.217	2'13.630P	152,5	16:52'40.495
3	27.746	23.256	36.240	27.145	1'54.387	254,1	16:54'34.882
4	27.185	24.260	36.406	27.122	1'54.973	257,1	16:56'29.855
5	27.327	23.402	36.371	27.561	1'54.661	255,3	16:58'24.516
6	27.799	23.298	36.572	27.038	1'54.707	255,9	17:00'19.223
7	27.568	23.257	36.422	27.334	1'54.581	257,8	17:02'13.804
8	27.539	23.358	36.637	26.945	1'54.479	257,1	17:04'08.283
9	27.559	23.273	36.372	27.076	1'54.280	257,8	17:06'02.563
10	27.450	23.105	36.368	27.040	1'53.963	256,5	17:07'56.526
11	28.013	23.295	36.295	27.171	1'54.774	256,5	17:09'51.300
12	27.623	23.109	36.692	27.225	1'54.649	256,5	17:11'45.949
13	27.502	23.332	36.623	21'00.282	22'27.739P	257,1	17:34'13.688
14	38.066	25.138	37.416	27.467	2'08.087P	146,1	17:36'21.775
15	27.760	23.527	36.877	27.021	1'55.185	255,9	17:38'16.960
16	27.611	23.182	36.539	27.017	1'54.349	257,1	17:40'11.309
17	27.731	23.221	46.849	4'15.094	5'52.895P	257,8	17:46'04.204
18	40.921	26.199	37.882	28.390	2'13.392P	131,7	17:48'17.596
19	27.413	23.155	35.914	26.952	1'53.434	256,5	17:50'11.030
20	27.096	22.889	35.976	26.911	1'52.872	258,4	17:52'03.902
21	27.062	22.833	35.755	26.806	1'52.456	258,4	17:53'56.358
22	27.050	22.773	38.466	5'00.852	6'29.141P	259,6	18:00'25.499
23	37.221	24.635	37.941	27.341	2'07.138P	162,4	18:02'32.637
24	27.146	22.880	36.036	27.073	1'53.135	258,4	18:04'25.772
25	29.141					259,0	

17	27.699	23.708	36.743	27.492	1'55.642	254,1	17:02'23.036
18	27.629	23.762	37.033			255,9	

70 G. GIORGI (1'53.058)							
Giro	Seg.1	Seg.2	Seg.3	Seg.4	T. Giro	km/h	Local Time
1							
2	40.190	25.893	41.374	28.569	2'16.026P	145,4	16:47'19.975
3	29.165	24.273	37.562	27.813	1'58.813	255,9	16:49'18.788
4	27.852	23.749	36.592	27.339	1'55.532	258,4	16:51'14.320
5	27.663	23.647	36.539	27.275	1'55.124	258,4	16:53'09.444
6	27.331	23.266	37.142	27.295	1'55.034	258,4	16:55'04.478
7	27.648				11'18.775P	257,1	17:06'23.253
8	41.003	25.549	37.511	28.099	2'12.162P	113,1	17:08'35.415
9	27.582	22.966	35.856	27.051	1'53.455	254,7	17:10'28.870
10	27.114	22.958	35.861	27.125	1'53.058	256,5	17:12'21.928
11	27.467				35'26.046P	258,4	17:47'47.974
12	42.084	26.742	41.531	29.708	2'20.065P	132,4	17:50'08.039
13	27.583	23.340	41.476	27.418	1'59.817	255,9	17:52'07.856
14	27.418	22.988	5'01.679			259,0	

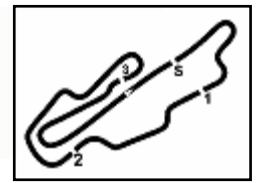
99 H. CHIRIGUT (1'54.667)							
Giro	Seg.1	Seg.2	Seg.3	Seg.4	T. Giro	km/h	Local Time
1							
2	38.748	29.763	44.055	29.886	2'22.452P	165,6	16:23'37.775
3	30.252	27.000	40.723	29.119	2'07.094	239,5	16:25'44.869
4	28.829	25.004	39.174	27.851	2'00.858	252,9	16:27'45.727
5	28.401	24.148	38.127	27.762	1'58.438	253,5	16:29'44.165
6	28.003	24.327	37.648	27.626	1'57.604	257,1	16:31'41.769
7	28.048	24.002	37.758	28.321	1'58.129	254,7	16:33'39.898
8	27.681	24.298	37.437	28.030	1'57.446	255,3	16:35'37.344
9	28.404				10'24.697P	255,3	16:46'02.041
10	38.942	27.388	39.927	28.368	2'14.625P	160,5	16:48'16.666
11	28.488	24.021	39.441	29.346	2'01.296	254,1	16:50'17.962
12	27.556	23.568	36.364	27.179	1'54.667	255,9	16:52'12.629
13	34.095	26.162	48.899	31.351	2'20.507	255,9	16:54'33.136
14	27.825	26.238	39.542	29.981	2'03.586	252,9	16:56'36.722
15	27.843	23.546	36.414	27.077	1'54.880	252,3	16:58'31.602
16	27.721	23.668	36.797	27.606	1'55.792	256,5	17:00'27.394

11/07/2024

P = Box In/Out - C = Tempo Invalidato

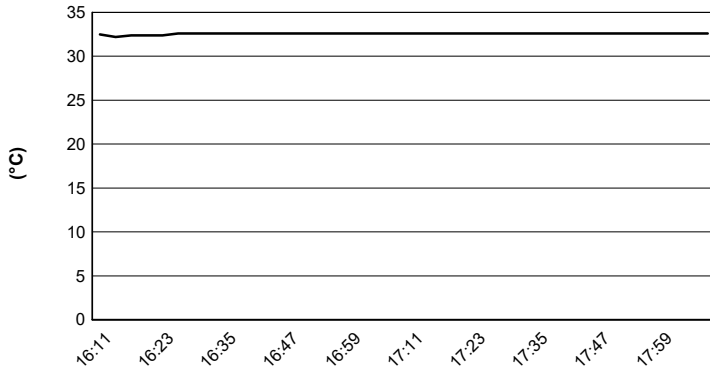
Powered by FICr PERUGIA TIMING



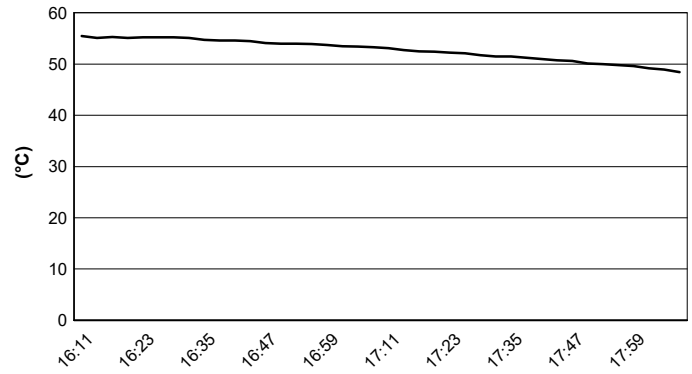


Aut.Int. Mugello 5.245 m

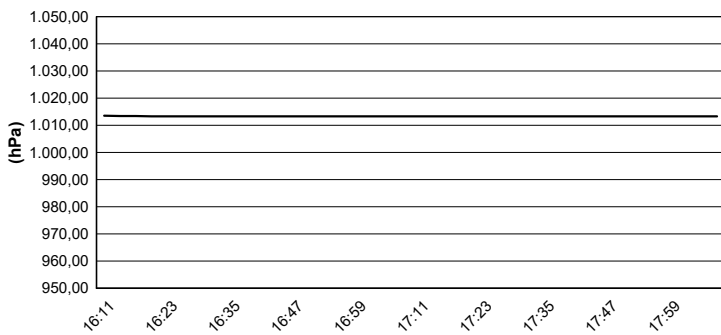
Air Temperature




Track Temperature



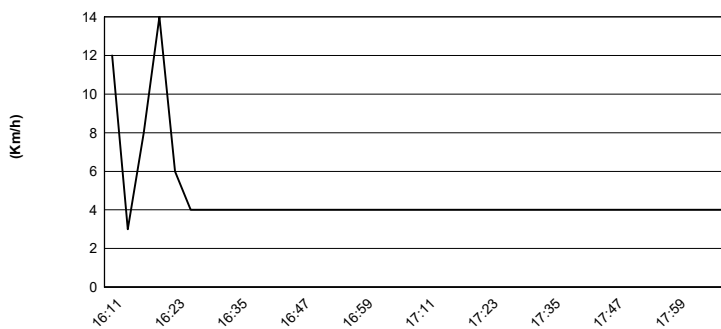
Air Pressure



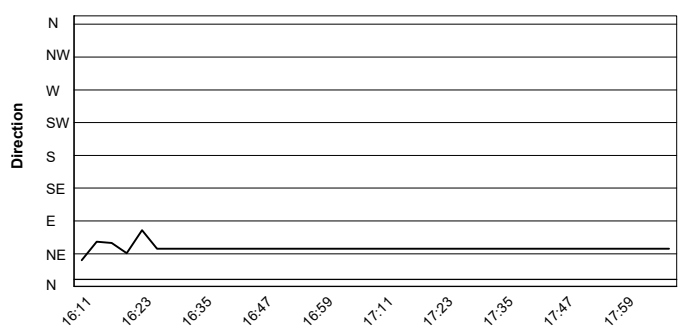
Humidity



Wind Speed



Wind Direction



11/07/2024

