

## ACI Racing Weekend Misano, 4-5 Maggio 2024

### Porsche Carrera Cup Italia - Results Pre-Race Official Test 2

Misano Circuit Sic 58 4.226 m  
1 / 4

No.	Driver	Nat	Entrant	Team	Car	Class	Time	Gap	Rel.	Laps
1	<b>1 TEN VOORDE</b> Larry	NLD	Enrico Fulgenzi Racing	Enrico Fulgenzi Racing	Porsche 911 GT3 CUP 992		<b>1'35.332</b>			42
2	<b>8 MASTERS</b> Keagan	ZAF	Ghinzani Arco Motorsport	Team Q8 Hi-Perform	Porsche 911 GT3 CUP 992		<b>1'35.453</b>	0.121	0.121	41
3	<b>7 HALL</b> Bayley	AUS	BeDriver	BeDriver	Porsche 911 GT3 CUP 992		<b>1'35.679</b>	0.347	0.226	44
4	<b>12 ZENDELI</b> Lirim	DEU	Ombra Racing	Ombra Racing	Porsche 911 GT3 CUP 992	R	<b>1'35.710</b>	0.378	0.031	43
5	<b>28 BRASCHI</b> Francesco	ITA	Dinamic Motorsport	Dinamic Motorsport	Porsche 911 GT3 CUP 992	R	<b>1'35.784</b>	0.452	0.074	39
6	<b>15 FESTANTE</b> Aldo	ITA	Dinamic Motorsport	Dinamic Motorsport	Porsche 911 GT3 CUP 992		<b>1'35.853</b>	0.521	0.069	45
7	<b>26 KLEIN</b> Marvin	FRA	Target Competition	Target Competition	Porsche 911 GT3 CUP 992		<b>1'35.924</b>	0.592	0.071	41
8	<b>17 SCHURING</b> Flynt	NLD	Enrico Fulgenzi Racing	Enrico Fulgenzi Racing	Porsche 911 GT3 CUP 992		<b>1'35.972</b>	0.640	0.048	42
9	<b>38 IAQUINTA</b> Simone	ITA	Prima Ghinzani Motorsport	Prima Ghinzani Motorsport	Porsche 911 GT3 CUP 992		<b>1'36.102</b>	0.770	0.130	44
10	<b>32 QUARESMINI</b> Gianmarco	ITA	Tsunami RT	Tsunami RT	Porsche 911 GT3 CUP 992		<b>1'36.143</b>	0.811	0.041	44
11	<b>40 STIAK</b> Janne	DEU	Target Competition	Target Competition	Porsche 911 GT3 CUP 992		<b>1'36.216</b>	0.884	0.073	40
12	<b>3 CERQUI</b> Alberto	ITA	BeDriver	BeDriver	Porsche 911 GT3 CUP 992		<b>1'36.260</b>	0.928	0.044	34
13	<b>25 GREGOR</b> Daniel	DEU	The Driving Experiences	The Driving Experiences	Porsche 911 GT3 CUP 992	R	<b>1'36.321</b>	0.989	0.061	30
14	<b>14 GIACON</b> Steven	ITA	Scuderia Villorba Corse	Scuderia Villorba Corse	Porsche 911 GT3 CUP 992	R	<b>1'36.334</b>	1.002	0.013	43
15	<b>10 ARMANNI</b> Pietro	ITA	Prima Ghinzani Motorsport	Prima Ghinzani Motorsport	Porsche 911 GT3 CUP 992		<b>1'36.370</b>	1.038	0.036	33
16	<b>21 BERTONELLI</b> Diego	ITA	The Driving Experiences	The Driving Experiences	Porsche 911 GT3 CUP 992		<b>1'36.378</b>	1.046	0.008	37
17	<b>33 FELBERMAYR</b> Horst Felix	AUT	The Driving Experiences	The Driving Experiences	Porsche 911 GT3 CUP 992		<b>1'36.560</b>	1.228	0.182	29
18	<b>46 PUJATTI</b> Nicholas	ITA	Scuderia Villorba Corse	Scuderia Villorba Corse	Porsche 911 GT3 CUP 992	R	<b>1'36.642</b>	1.310	0.082	33
19	<b>52 DE AMICIS</b> Alberto	ITA	Ebimotors	Ebimotors	Porsche 911 GT3 CUP 992	MC	<b>1'36.860</b>	1.528	0.218	35
20	<b>88 PASTORELLI</b> Luca	ITA	Dinamic Motorsport	Dinamic Motorsport	Porsche 911 GT3 CUP 992	MC	<b>1'37.135</b>	1.803	0.275	32
21	<b>70 GIORGI</b> Gianluca	ITA	BeDriver	BeDriver	Porsche 911 GT3 CUP 992	MC	<b>1'37.283</b>	1.951	0.148	41
22	<b>51 GNEMMI</b> Paolo	ITA	Ebimotors	Ebimotors	Porsche 911 GT3 CUP 992	MC	<b>1'37.361</b>	2.029	0.078	39
23	<b>56 BRUSA</b> Cesare	ITA	Prima Ghinzani Motorsport	Prima Ghinzani Motorsport	Porsche 911 GT3 CUP 992	MC	<b>1'37.439</b>	2.107	0.078	36
24	<b>50 FENICI</b> Francesco Maria	ITA	Raptor Engineering	Raptor Engineering	Porsche 911 GT3 CUP 992	MC	<b>1'37.656</b>	2.324	0.217	47
25	<b>44 OLIVIERI</b> Flavio	ITA	Raptor Engineering	Raptor Engineering	Porsche 911 GT3 CUP 992	R	<b>1'37.925</b>	2.593	0.269	31
26	<b>19 IMPERATO</b> Anthony	USA	Ombra Racing	Ombra Racing	Porsche 911 GT3 CUP 992		<b>1'38.026</b>	2.694	0.101	35
27	<b>24 FANT</b> Filippo	ITA	Team Malucelli	Team Malucelli	Porsche 911 GT3 CUP 992	R	<b>1'38.029</b>	2.697	0.003	41
28	<b>54 STEFANELLI</b> Stefano	ITA	Team Malucelli	Team Malucelli	Porsche 911 GT3 CUP 992	MC	<b>1'38.240</b>	2.908	0.211	39
29	<b>67 DE GIACOMI</b> Alex	ITA	Tsunami RT	Tsunami RT	Porsche 911 GT3 CUP 992	MC	<b>1'38.288</b>	2.956	0.048	37
30	<b>69 MONTAGNESE</b> Massimiliano	ITA	Team Malucelli	Team Malucelli	Porsche 911 GT3 CUP 992	MC	<b>1'38.341</b>	3.009	0.053	33
31	<b>99 CHIRIGUT</b> Horia-Traian	ROU	Scuderia Villorba Corse	Scuderia Villorba Corse	Porsche 911 GT3 CUP 992	MC	<b>1'38.582</b>	3.250	0.241	42

Humidity:	56%	Air:	18°C
Condition:	DRY	Temp:	21°C

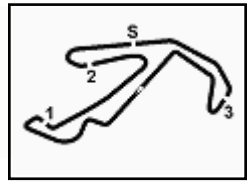
Race Director : Fabrizio Fondacci

Clerk of the Course : Massimiliano Ghinassi

02/05/2024      Start      End  
16:25      18:26

Powered by FICr PERUGIA TIMING





**ACI Racing Weekend Misano, 4-5 Maggio 2024**

**Porsche Carrera Cup Italia - Results Pre-Race Official Test 2**

Misano Circuit Sic 58 4.226 m

2 / 4

**Penalty and Infringement**

16.30	19	A. IMPERATO	Time Deleted (3'46.213) - Exceeded Track Limits - Turn 6
16.31	38	S. IAQUINTA	Time Deleted (1'38.271) - Exceeded Track Limits - Turn 16
16.31	38	S. IAQUINTA	Time Deleted (1'39.491) - Exceeded Track Limits - Turn 16
16.32	88	L. PASTORELLI	Time Deleted (1'40.031) - Exceeded Track Limits - Turn 6
16.33	24	F. FANT	Time Deleted (1'42.928) - Exceeded Track Limits - Turn 8
16.35	24	F. FANT	Time Deleted (1'45.462) - Exceeded Track Limits - Turn 8
16.35	28	F. BRASCHI	Time Deleted (6'07.817) - Exceeded Track Limits - Turn 8
16.36	88	L. PASTORELLI	Time Deleted (1'39.189) - Exceeded Track Limits - Turn 6
16.36	17	F. SCHURING	Time Deleted (1'37.903) - Exceeded Track Limits - Turn 16
16.36	17	F. SCHURING	Time Deleted (1'38.426) - Exceeded Track Limits - Turn 16
16.37	15	A. FESTANTE	Time Deleted (1'37.275) - Exceeded Track Limits - Turn 6
16.38	32	G. QUAREMINI	Time Deleted (4'21.837) - Exceeded Track Limits - Turn 6
16.38	33	H. FELBERMAYR	Time Deleted (1'38.964) - Exceeded Track Limits - Turn 6
16.38	10	P. ARMANNI	Time Deleted (1'42.374) - Exceeded Track Limits - Turn 6
16.38	56	C. BRUSA	Time Deleted (1'59.623) - Exceeded Track Limits - Turn 8
16.39	40	J. STIAK	Time Deleted (1'38.400) - Exceeded Track Limits - Turn 6
16.41	40	J. STIAK	Time Deleted (1'38.576) - Exceeded Track Limits - Turn 6
16.41	12	L. ZENDELI	Time Deleted (1'47.209) - Exceeded Track Limits - Turn 6
16.42	46	N. PUJATTI	Time Deleted (1'39.259) - Exceeded Track Limits - Turn 6
16.43	21	D. BERTONELLI	Time Deleted (1'51.172) - Exceeded Track Limits - Turn 6
16.45	1	L. TEN VOORDE	Time Deleted (1'36.805) - Exceeded Track Limits - Turn 6
16.45	8	K. MASTERS	Time Deleted (1'37.699) - Exceeded Track Limits - Turn 8
16.45	24	F. FANT	Time Deleted (1'45.863) - Exceeded Track Limits - Turn 8
16.46	14	S. GIACON	Time Deleted (1'38.740) - Exceeded Track Limits - Turn 6
16.46	40	J. STIAK	Time Deleted (1'37.950) - Exceeded Track Limits - Turn 8
16.47	15	A. FESTANTE	Time Deleted (1'39.156) - Exceeded Track Limits - Turn 6
16.48	32	G. QUAREMINI	Time Deleted (1'42.031) - Exceeded Track Limits - Turn 8
16.48	1	L. TEN VOORDE	Time Deleted (7'41.716) - Exceeded Track Limits - Turn 8
16.49	40	J. STIAK	Time Deleted (1'50.467) - Exceeded Track Limits - Turn 6
16.50	28	F. BRASCHI	Time Deleted (1'39.639) - Exceeded Track Limits - Turn 6
16.51	26	M. KLEIN	Time Deleted (1'38.262) - Exceeded Track Limits - Turn 6
16.52	24	F. FANT	Time Deleted (2'08.705) - Exceeded Track Limits - Turn 6
16.52	10	P. ARMANNI	Time Deleted (8'27.378) - Exceeded Track Limits - Turn 8
16.52	38	S. IAQUINTA	Time Deleted (1'43.117) - Exceeded Track Limits - Turn 8
16.53	26	M. KLEIN	Time Deleted (1'48.340) - Exceeded Track Limits - Turn 6
16.53	50	F. FENICI	Time Deleted (1'44.133) - Exceeded Track Limits - Turn 8
16.54	67	A. DE GIACOMI	Time Deleted (1'39.810) - Exceeded Track Limits - Turn 8
16.54	54	S. STEFANELLI	Time Deleted (6'44.978) - Exceeded Track Limits - Turn 8
16.56	69	M. MONTAGNESE	Time Deleted (1'44.460) - Exceeded Track Limits - Turn 8
16.56	12	L. ZENDELI	Time Deleted (7'15.042) - Exceeded Track Limits - Turn 8
17.00	15	A. FESTANTE	Time Deleted (1'41.938) - Exceeded Track Limits - Turn 8
17.00	28	F. BRASCHI	Time Deleted (1'39.920) - Exceeded Track Limits - Turn 6
17.00	26	M. KLEIN	Time Deleted (1'37.106) - Exceeded Track Limits - Turn 6
17.00	19	A. IMPERATO	Time Deleted (1'40.203) - Exceeded Track Limits - Turn 6
17.01	17	F. SCHURING	Time Deleted (1'37.951) - Exceeded Track Limits - Turn 6
17.01	1	L. TEN VOORDE	Time Deleted (1'37.059) - Exceeded Track Limits - Turn 6
17.02	69	M. MONTAGNESE	Time Deleted (1'52.147) - Exceeded Track Limits - Turn 8
17.02	14	S. GIACON	Time Deleted (1'48.555) - Exceeded Track Limits - Turn 8
17.02	32	G. QUAREMINI	Time Deleted (1'39.026) - Exceeded Track Limits - Turn 6
17.07	46	N. PUJATTI	Time Deleted (1'43.306) - Exceeded Track Limits - Turn 6
17.08	52	A. DE AMICIS	Time Deleted (1'38.073) - Exceeded Track Limits - Turn 6
17.09	28	F. BRASCHI	Time Deleted (1'36.549) - Exceeded Track Limits - Turn 6
17.10	46	N. PUJATTI	Time Deleted (1'40.435) - Exceeded Track Limits - Turn 6
17.11	26	M. KLEIN	Time Deleted (1'36.996) - Exceeded Track Limits - Turn 6
17.11	19	A. IMPERATO	Time Deleted (1'41.319) - Exceeded Track Limits - Turn 8
17.13	17	F. SCHURING	Time Deleted (1'38.131) - Exceeded Track Limits - Turn 6
17.16	21	D. BERTONELLI	Time Deleted (1'37.611) - Exceeded Track Limits - Turn 16
17.16	21	D. BERTONELLI	Time Deleted (1'37.459) - Exceeded Track Limits - Turn 16
17.17	52	A. DE AMICIS	Time Deleted (1'39.194) - Exceeded Track Limits - Turn 6
17.17	1	L. TEN VOORDE	Time Deleted (1'39.810) - Exceeded Track Limits - Turn 6

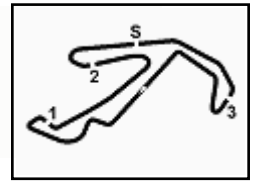
Race Director : Fabrizio Fondacci

Clerk of the Course : Massimiliano Ghinassi

02/05/2024 Start 16:25 End 18:26

Powered by FICr PERUGIA TIMING





**ACI Racing Weekend Misano, 4-5 Maggio 2024**

**Porsche Carrera Cup Italia - Results Pre-Race Official Test 2**

Misano Circuit Sic 58 4.226 m

3 / 4

17.17	21	D. BERTONELLI	Time Deleted (1'37.170) - Exceeded Track Limits - Turn 6
17.19	52	A. DE AMICIS	Time Deleted (1'38.991) - Exceeded Track Limits - Turn 16
17.20	52	A. DE AMICIS	Time Deleted (26'35.111) - Exceeded Track Limits - Turn 16
17.20	54	S. STEFANELLI	Time Deleted (1'38.288) - Exceeded Track Limits - Turn 6
17.21	67	A. DE GIACOMI	Time Deleted (1'38.735) - Exceeded Track Limits - Turn 8
17.23	19	A. IMPERATO	Time Deleted (1'38.792) - Exceeded Track Limits - Turn 6
17.25	21	D. BERTONELLI	Time Deleted (1'37.576) - Exceeded Track Limits - Turn 6
17.27	21	D. BERTONELLI	Time Deleted (1'38.622) - Exceeded Track Limits - Turn 6
17.46	26	M. KLEIN	Time Deleted (1'37.001) - Exceeded Track Limits - Turn 6
17.48	70	G. GIORGI	Time Deleted (1'44.022) - Exceeded Track Limits - Turn 6
17.50	12	L. ZENDELI	Time Deleted (1'37.011) - Exceeded Track Limits - Turn 6
17.52	99	H. CHIRIGUT	Time Deleted (1'43.057) - Exceeded Track Limits - Turn 6
17.54	28	F. BRASCHI	Time Deleted (1'42.720) - Exceeded Track Limits - Turn 6
18.02	17	F. SCHURING	Time Deleted (1'37.690) - Exceeded Track Limits - Turn 6
18.03	54	S. STEFANELLI	Time Deleted (1'40.427) - Exceeded Track Limits - Turn 6
18.04	10	P. ARMANNI	Time Deleted (1'36.792) - Exceeded Track Limits - Turn 6
18.04	8	K. MASTERS	Time Deleted (1'38.745) - Exceeded Track Limits - Turn 6
18.04	88	L. PASTORELLI	Time Deleted (1'38.980) - Exceeded Track Limits - Turn 6
18.07	56	C. BRUSA	Time Deleted (1'39.912) - Exceeded Track Limits - Turn 6
18.08	46	N. PUJATTI	Time Deleted (1'38.534) - Exceeded Track Limits - Turn 8
18.09	99	H. CHIRIGUT	Time Deleted (1'39.452) - Exceeded Track Limits - Turn 6
18.10	70	G. GIORGI	Time Deleted (1'41.036) - Exceeded Track Limits - Turn 6
18.12	67	A. DE GIACOMI	Time Deleted (1'42.332) - Exceeded Track Limits - Turn 8
18.13	67	A. DE GIACOMI	Time Deleted (1'38.679) - Exceeded Track Limits - Turn 6
18.13	32	G. QUAREMINI	Time Deleted (1'39.362) - Exceeded Track Limits - Turn 8
18.15	19	A. IMPERATO	Time Deleted (1'38.967) - Exceeded Track Limits - Turn 6
18.15	54	S. STEFANELLI	Time Deleted (2'10.374) - Exceeded Track Limits - Turn 8
18.17	54	S. STEFANELLI	Time Deleted (1'52.442) - Exceeded Track Limits - Turn 8
18.18	33	H. FELBERMAYR	Current Lap Deleted - Exceeded Track Limits - Turn 6
18.18	88	L. PASTORELLI	Time Deleted (1'37.692) - Exceeded Track Limits - Turn 6
18.20	38	S. IAQUINTA	Time Deleted (1'42.124) - Exceeded Track Limits - Turn 6
18.20	32	G. QUAREMINI	Time Deleted (1'36.723) - Exceeded Track Limits - Turn 6
18.20	88	L. PASTORELLI	Time Deleted (1'36.754) - Exceeded Track Limits - Turn 6
18.20	3	A. CERQUI	Time Deleted (1'36.490) - Exceeded Track Limits - Turn 8
18.21	56	C. BRUSA	Time Deleted (1'40.231) - Exceeded Track Limits - Turn 6
18.22	15	A. FESTANTE	Time Deleted (1'36.081) - Exceeded Track Limits - Turn 6
18.23	51	P. GNEMMI	Time Deleted (1'38.649) - Exceeded Track Limits - Turn 8

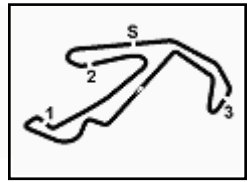
Race Director : Fabrizio Fondacci

Clerk of the Course : Massimiliano Ghinassi

02/05/2024 Start 16:25 End 18:26

Powered by FICr PERUGIA TIMING





**ACI Racing Weekend Misano, 4-5 Maggio 2024**

**Porsche Carrera Cup Italia - Results Pre-Race Official Test 2**

Misano Circuit Sic 58 4.226 m

4 / 4

**Fastest Laps Sequence**

No.	Entrant	Nat	Team	Car	Local Time	Time	Gap	Avg
10	P. ARMANNI	ITA	Prima Ghinzani Motorsport	Porsche 911 GT3 CUP 992	16:29'25.329	<b>1'47.530</b>		141,482
38	S. IAQUINTA	ITA	Prima Ghinzani Motorsport	Porsche 911 GT3 CUP 992	16:29'26.737	<b>1'44.659</b>	-2.871	145,364
32	G. QUARESMINI	ITA	Tsunami RT	Porsche 911 GT3 CUP 992	16:29'27.678	<b>1'40.933</b>	-3.726	150,730
10	P. ARMANNI	ITA	Prima Ghinzani Motorsport	Porsche 911 GT3 CUP 992	16:31'05.997	<b>1'40.668</b>	-0.265	151,126
32	G. QUARESMINI	ITA	Tsunami RT	Porsche 911 GT3 CUP 992	16:31'07.678	<b>1'40.000</b>	-0.668	152,136
1	L. TEN VOORDE	NLD	Enrico Fulgenzi Racing	Porsche 911 GT3 CUP 992	16:31'30.470	<b>1'37.879</b>	-2.121	155,433
1	L. TEN VOORDE	NLD	Enrico Fulgenzi Racing	Porsche 911 GT3 CUP 992	16:33'08.115	<b>1'37.645</b>	-0.234	155,805
1	L. TEN VOORDE	NLD	Enrico Fulgenzi Racing	Porsche 911 GT3 CUP 992	16:34'45.432	<b>1'37.317</b>	-0.328	156,330
1	L. TEN VOORDE	NLD	Enrico Fulgenzi Racing	Porsche 911 GT3 CUP 992	16:36'22.616	<b>1'37.184</b>	-0.133	156,544
1	L. TEN VOORDE	NLD	Enrico Fulgenzi Racing	Porsche 911 GT3 CUP 992	16:37'59.630	<b>1'37.014</b>	-0.170	156,819
1	L. TEN VOORDE	NLD	Enrico Fulgenzi Racing	Porsche 911 GT3 CUP 992	16:44'42.375	<b>1'36.964</b>	-0.050	156,899
1	L. TEN VOORDE	NLD	Enrico Fulgenzi Racing	Porsche 911 GT3 CUP 992	16:47'55.645	<b>1'36.465</b>	-0.499	157,711
38	S. IAQUINTA	ITA	Prima Ghinzani Motorsport	Porsche 911 GT3 CUP 992	17:09'50.631	<b>1'36.463</b>	-0.002	157,714
8	K. MASTERS	ZAF	Team Q8 Hi-Perform	Porsche 911 GT3 CUP 992	17:12'23.860	<b>1'36.403</b>	-0.060	157,813
8	K. MASTERS	ZAF	Team Q8 Hi-Perform	Porsche 911 GT3 CUP 992	17:14'00.065	<b>1'36.205</b>	-0.198	158,137
8	K. MASTERS	ZAF	Team Q8 Hi-Perform	Porsche 911 GT3 CUP 992	17:15'35.889	<b>1'35.824</b>	-0.381	158,766
8	K. MASTERS	ZAF	Team Q8 Hi-Perform	Porsche 911 GT3 CUP 992	17:17'11.603	<b>1'35.714</b>	-0.110	158,949
1	L. TEN VOORDE	NLD	Enrico Fulgenzi Racing	Porsche 911 GT3 CUP 992	17:45'08.880	<b>1'35.552</b>	-0.162	159,218
1	L. TEN VOORDE	NLD	Enrico Fulgenzi Racing	Porsche 911 GT3 CUP 992	17:46'44.323	<b>1'35.443</b>	-0.109	159,400
1	L. TEN VOORDE	NLD	Enrico Fulgenzi Racing	Porsche 911 GT3 CUP 992	18:17'54.135	<b>1'35.332</b>	-0.111	159,585

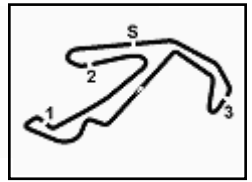
Race Director : Fabrizio Fondacci

Clerk of the Course : Massimiliano Ghinassi

02/05/2024 Start 16:25 End 18:26

Powered by FICr PERUGIA TIMING





**ACI Racing Weekend Misano, 4-5 Maggio 2024**

**Porsche Carrera Cup Italia - Results by Class Pre-Race Official Test 2**

Misano Circuit Sic 58 4.226 m

**Michelin Cup**

No. Driver	Nat	Entrant	Team	Car	Time	Gap	Rel. Laps
1 <b>52 DE AMICIS</b> Alberto	ITA	Ebimotors	Ebimotors	Porsche 911 GT3 CUP 992	<b>1'36.860</b>		35
2 <b>88 PASTORELLI</b> Luca	ITA	Dinamic Motorsport	Dinamic Motorsport	Porsche 911 GT3 CUP 992	<b>1'37.135</b>	0.275	0.275 32
3 <b>70 GIORGI</b> Gianluca	ITA	BeDriver	BeDriver	Porsche 911 GT3 CUP 992	<b>1'37.283</b>	0.423	0.148 41
4 <b>51 GNEMMI</b> Paolo	ITA	Ebimotors	Ebimotors	Porsche 911 GT3 CUP 992	<b>1'37.361</b>	0.501	0.078 39
5 <b>56 BRUSA</b> Cesare	ITA	Prima Ghinzani Motorsport	Prima Ghinzani Motorsport	Porsche 911 GT3 CUP 992	<b>1'37.439</b>	0.579	0.078 36
6 <b>50 FENICI</b> Francesco Maria	ITA	Raptor Engineering	Raptor Engineering	Porsche 911 GT3 CUP 992	<b>1'37.656</b>	0.796	0.217 47
7 <b>54 STEFANELLI</b> Stefano	ITA	Team Malucelli	Team Malucelli	Porsche 911 GT3 CUP 992	<b>1'38.240</b>	1.380	0.584 39
8 <b>67 DE GIACOMI</b> Alex	ITA	Tsunami RT	Tsunami RT	Porsche 911 GT3 CUP 992	<b>1'38.288</b>	1.428	0.048 37
9 <b>69 MONTAGNESE</b> Massimiliano	ITA	Team Malucelli	Team Malucelli	Porsche 911 GT3 CUP 992	<b>1'38.341</b>	1.481	0.053 33
10 <b>99 CHIRIGUT</b> Horia-Traian	ROU	Scuderia Villorba Corse	Scuderia Villorba Corse	Porsche 911 GT3 CUP 992	<b>1'38.582</b>	1.722	0.241 42

**Rookie**

No. Driver	Nat	Entrant	Team	Car	Time	Gap	Rel. Laps
1 <b>12 ZENDELI</b> Lirim	DEU	Ombra Racing	Ombra Racing	Porsche 911 GT3 CUP 992	<b>1'35.710</b>		43
2 <b>28 BRASCHI</b> Francesco	ITA	Dinamic Motorsport	Dinamic Motorsport	Porsche 911 GT3 CUP 992	<b>1'35.784</b>		0.074 39
3 <b>25 GREGOR</b> Daniel	DEU	The Driving Experiences	The Driving Experiences	Porsche 911 GT3 CUP 992	<b>1'36.321</b>		0.537 30
4 <b>14 GIACON</b> Steven	ITA	Scuderia Villorba Corse	Scuderia Villorba Corse	Porsche 911 GT3 CUP 992	<b>1'36.334</b>		0.013 43
5 <b>46 PUJATTI</b> Nicholas	ITA	Scuderia Villorba Corse	Scuderia Villorba Corse	Porsche 911 GT3 CUP 992	<b>1'36.642</b>		0.308 33
6 <b>44 OLIVIERI</b> Flavio	ITA	Raptor Engineering	Raptor Engineering	Porsche 911 GT3 CUP 992	<b>1'37.925</b>	1.065	1.283 31
7 <b>24 FANT</b> Filippo	ITA	Team Malucelli	Team Malucelli	Porsche 911 GT3 CUP 992	<b>1'38.029</b>	1.169	0.104 41

Humidity:	56%	AIR	18°C
Condition:	DRY	Temp:	21°C

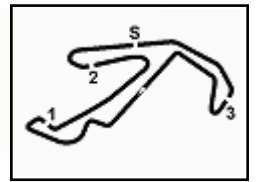
Race Director : Fabrizio Fondacci

Clerk of the Course : Massimiliano Ghinassi

02/05/2024 Start 16:25 End 18:26

Powered by FICr PERUGIA TIMING



**PORSCHE****CARRERA CUP  
ITALIA****ACI Racing Weekend Misano, 4-5 Maggio 2024****Porsche Carrera Cup Italia - Combined Results**

Misano Circuit Sic 58 4.226 m

No.	Driver	Nat	Entrant	Team	Car	Class	QP 1	QP 2	Time	Gap	Rel.	Laps
1	<b>1 TEN VOORDE</b> Larry	NLD	Enrico Fulgenzi Racing	Enrico Fulgenzi Racing	Porsche 911 GT3 CUP 992		1'58.514	<b>1'35.332</b>	<b>1'35.332</b>			47
2	<b>8 MASTERS</b> Keagan	ZAF	Ghinzani Arco Motorsport	Team Q8 Hi-Perform	Porsche 911 GT3 CUP 992			<b>1'35.453</b>	<b>1'35.453</b>	0.121	0.121	41
3	<b>7 HALL</b> Bayley	AUS	BeDriver	BeDriver	Porsche 911 GT3 CUP 992		1'41.731	<b>1'35.679</b>	<b>1'35.679</b>	0.347	0.226	70
4	<b>12 ZENDELI</b> Lirim	DEU	Ombra Racing	Ombra Racing	Porsche 911 GT3 CUP 992	R		<b>1'35.710</b>	<b>1'35.710</b>	0.378	0.031	44
5	<b>28 BRASCHI</b> Francesco	ITA	Dinamic Motorsport	Dinamic Motorsport	Porsche 911 GT3 CUP 992	R	1'38.026	<b>1'35.784</b>	<b>1'35.784</b>	0.452	0.074	47
6	<b>15 FESTANTE</b> Aldo	ITA	Dinamic Motorsport	Dinamic Motorsport	Porsche 911 GT3 CUP 992		1'38.158	<b>1'35.853</b>	<b>1'35.853</b>	0.521	0.069	50
7	<b>26 KLEIN</b> Marvin	FRA	Target Competition	Target Competition	Porsche 911 GT3 CUP 992		1'38.681	<b>1'35.924</b>	<b>1'35.924</b>	0.592	0.071	49
8	<b>17 SCHURING</b> Flynt	NLD	Enrico Fulgenzi Racing	Enrico Fulgenzi Racing	Porsche 911 GT3 CUP 992		1'42.633	<b>1'35.972</b>	<b>1'35.972</b>	0.640	0.048	48
9	<b>38 IAQUINTA</b> Simone	ITA	Prima Ghinzani Motorsport	Prima Ghinzani Motorsport	Porsche 911 GT3 CUP 992		1'37.625	<b>1'36.102</b>	<b>1'36.102</b>	0.770	0.130	52
10	<b>32 QUARESIMI</b> Gianmarco	ITA	Tsunami RT	Tsunami RT	Porsche 911 GT3 CUP 992		1'38.710	<b>1'36.143</b>	<b>1'36.143</b>	0.811	0.041	49
11	<b>40 STIAK</b> Janne	DEU	Target Competition	Target Competition	Porsche 911 GT3 CUP 992		1'39.035	<b>1'36.216</b>	<b>1'36.216</b>	0.884	0.073	60
12	<b>3 CERQUI</b> Alberto	ITA	BeDriver	BeDriver	Porsche 911 GT3 CUP 992		1'46.586	<b>1'36.260</b>	<b>1'36.260</b>	0.928	0.044	56
13	<b>25 GREGOR</b> Daniel	DEU	The Driving Experiences	The Driving Experiences	Porsche 911 GT3 CUP 992	R	1'51.793	<b>1'36.321</b>	<b>1'36.321</b>	0.989	0.061	50
14	<b>14 GIACON</b> Steven	ITA	Scuderia Villorba Corse	Scuderia Villorba Corse	Porsche 911 GT3 CUP 992	R	1'48.207	<b>1'36.334</b>	<b>1'36.334</b>	1.002	0.013	49
15	<b>10 ARMANNI</b> Pietro	ITA	Prima Ghinzani Motorsport	Prima Ghinzani Motorsport	Porsche 911 GT3 CUP 992		1'38.490	<b>1'36.370</b>	<b>1'36.370</b>	1.038	0.036	43
16	<b>21 BERTONELLI</b> Diego	ITA	The Driving Experiences	The Driving Experiences	Porsche 911 GT3 CUP 992		1'50.696	<b>1'36.378</b>	<b>1'36.378</b>	1.046	0.008	46
17	<b>33 FELBERMAYR</b> Horst Felix	AUT	The Driving Experiences	The Driving Experiences	Porsche 911 GT3 CUP 992		2'01.685	<b>1'36.560</b>	<b>1'36.560</b>	1.228	0.182	32
18	<b>46 PUJATTI</b> Nicholas	ITA	Scuderia Villorba Corse	Scuderia Villorba Corse	Porsche 911 GT3 CUP 992	R	1'42.533	<b>1'36.642</b>	<b>1'36.642</b>	1.310	0.082	40
19	<b>52 DE AMICIS</b> Alberto	ITA	Ebimotors	Ebimotors	Porsche 911 GT3 CUP 992	MC	1'39.030	<b>1'36.860</b>	<b>1'36.860</b>	1.528	0.218	58
20	<b>88 PASTORELLI</b> Luca	ITA	Dinamic Motorsport	Dinamic Motorsport	Porsche 911 GT3 CUP 992	MC	1'39.319	<b>1'37.135</b>	<b>1'37.135</b>	1.803	0.275	38
21	<b>70 GIORGI</b> Gianluca	ITA	BeDriver	BeDriver	Porsche 911 GT3 CUP 992	MC	1'40.582	<b>1'37.283</b>	<b>1'37.283</b>	1.951	0.148	51
22	<b>51 GNEMMI</b> Paolo	ITA	Ebimotors	Ebimotors	Porsche 911 GT3 CUP 992	MC	1'39.565	<b>1'37.361</b>	<b>1'37.361</b>	2.029	0.078	56
23	<b>56 BRUSA</b> Cesare	ITA	Prima Ghinzani Motorsport	Prima Ghinzani Motorsport	Porsche 911 GT3 CUP 992	MC	1'41.792	<b>1'37.439</b>	<b>1'37.439</b>	2.107	0.078	45
24	<b>50 FENICI</b> Francesco Maria	ITA	Raptor Engineering	Raptor Engineering	Porsche 911 GT3 CUP 992	MC	1'47.302	<b>1'37.656</b>	<b>1'37.656</b>	2.324	0.217	50
25	<b>44 OLIVIERI</b> Flavio	ITA	Raptor Engineering	Raptor Engineering	Porsche 911 GT3 CUP 992	R	1'45.942	<b>1'37.925</b>	<b>1'37.925</b>	2.593	0.269	35
26	<b>19 IMPERATO</b> Anthony	USA	Ombra Racing	Ombra Racing	Porsche 911 GT3 CUP 992			<b>1'38.026</b>	<b>1'38.026</b>	2.694	0.101	35
27	<b>24 FANT</b> Filippo	ITA	Team Malucelli	Team Malucelli	Porsche 911 GT3 CUP 992	R	1'45.681	<b>1'38.029</b>	<b>1'38.029</b>	2.697	0.003	64
28	<b>54 STEFANELLI</b> Stefano	ITA	Team Malucelli	Team Malucelli	Porsche 911 GT3 CUP 992	MC	1'41.235	<b>1'38.240</b>	<b>1'38.240</b>	2.908	0.211	60
29	<b>67 DE GIACOMI</b> Alex	ITA	Tsunami RT	Tsunami RT	Porsche 911 GT3 CUP 992	MC	1'42.153	<b>1'38.288</b>	<b>1'38.288</b>	2.956	0.048	43
30	<b>69 MONTAGNESE</b> Massimilia	ITA	Team Malucelli	Team Malucelli	Porsche 911 GT3 CUP 992	MC	1'46.234	<b>1'38.341</b>	<b>1'38.341</b>	3.009	0.053	38
31	<b>99 CHIRIGUT</b> Horia-Traian	ROU	Scuderia Villorba Corse	Scuderia Villorba Corse	Porsche 911 GT3 CUP 992	MC	1'43.978	<b>1'38.582</b>	<b>1'38.582</b>	3.250	0.241	61

Race Director : Fabrizio Fondacci

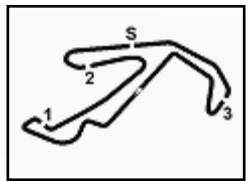
Clerk of the Course : Massimiliano Ghinassi

02/05/2024

Powered by FICr PERUGIA TIMING







**BEST LAP**

1	1	TEN VOORDE Larry	Porsche 911 GT3 CUP 992	1'35.332
2	8	MASTERS Keagan	Porsche 911 GT3 CUP 992	1'35.453
3	7	HALL Bayley	Porsche 911 GT3 CUP 992	1'35.679
4	12	ZENDELI Lirim	Porsche 911 GT3 CUP 992	1'35.710
5	28	BRASCHI Francesco	Porsche 911 GT3 CUP 992	1'35.784
6	15	FESTANTE Aldo	Porsche 911 GT3 CUP 992	1'35.853
7	26	KLEIN Marvin	Porsche 911 GT3 CUP 992	1'35.924
8	17	SCHURING Flynt	Porsche 911 GT3 CUP 992	1'35.972
9	38	IAQUINTA Simone	Porsche 911 GT3 CUP 992	1'36.102
10	32	QUARESMINI Gianmarco	Porsche 911 GT3 CUP 992	1'36.143
11	40	STIAK Janne	Porsche 911 GT3 CUP 992	1'36.216
12	3	CERQUI Alberto	Porsche 911 GT3 CUP 992	1'36.260
13	25	GREGOR Daniel	Porsche 911 GT3 CUP 992	1'36.321
14	14	GIACON Steven	Porsche 911 GT3 CUP 992	1'36.334
15	10	ARMANNI Pietro	Porsche 911 GT3 CUP 992	1'36.370
16	21	BERTONELLI Diego	Porsche 911 GT3 CUP 992	1'36.378
17	33	FELBERMAYR Horst Felix	Porsche 911 GT3 CUP 992	1'36.560
18	46	PUJATTI Nicholas	Porsche 911 GT3 CUP 992	1'36.642
19	52	DE AMICIS Alberto	Porsche 911 GT3 CUP 992	1'36.860
20	88	PASTORELLI Luca	Porsche 911 GT3 CUP 992	1'37.135
21	70	GIORGI Gianluca	Porsche 911 GT3 CUP 992	1'37.283
22	51	GNEMMI Paolo	Porsche 911 GT3 CUP 992	1'37.361
23	56	BRUSA Cesare	Porsche 911 GT3 CUP 992	1'37.439
24	50	FENICI Francesco Maria	Porsche 911 GT3 CUP 992	1'37.656
25	44	OLIVIERI Flavio	Porsche 911 GT3 CUP 992	1'37.925
26	19	IMPERATO Anthony	Porsche 911 GT3 CUP 992	1'38.026
27	24	FANT Filippo	Porsche 911 GT3 CUP 992	1'38.029
28	54	STEFANELLI Stefano	Porsche 911 GT3 CUP 992	1'38.240
29	67	DE GIACOMI Alex	Porsche 911 GT3 CUP 992	1'38.288
30	69	MONTAGNESE Massimiliano	Porsche 911 GT3 CUP 992	1'38.341
31	99	CHIRIGUT Horia-Traian	Porsche 911 GT3 CUP 992	1'38.582

**SPEED**

1	12	ZENDELI Lirim	Porsche 911 GT3 CUP 992	222,7
2	1	TEN VOORDE Larry	Porsche 911 GT3 CUP 992	221,3
3	8	MASTERS Keagan	Porsche 911 GT3 CUP 992	221,3
4	38	IAQUINTA Simone	Porsche 911 GT3 CUP 992	220,9
5	15	FESTANTE Aldo	Porsche 911 GT3 CUP 992	220,9
6	33	FELBERMAYR Horst Felix	Porsche 911 GT3 CUP 992	220,9
7	10	ARMANNI Pietro	Porsche 911 GT3 CUP 992	220,9
8	52	DE AMICIS Alberto	Porsche 911 GT3 CUP 992	220,9
9	70	GIORGI Gianluca	Porsche 911 GT3 CUP 992	220,9
10	28	BRASCHI Francesco	Porsche 911 GT3 CUP 992	220,9
11	17	SCHURING Flynt	Porsche 911 GT3 CUP 992	220,9
12	26	KLEIN Marvin	Porsche 911 GT3 CUP 992	220,4
13	14	GIACON Steven	Porsche 911 GT3 CUP 992	220,4
14	32	QUARESMINI Gianmarco	Porsche 911 GT3 CUP 992	220,4
15	56	BRUSA Cesare	Porsche 911 GT3 CUP 992	220,4
16	25	GREGOR Daniel	Porsche 911 GT3 CUP 992	220,4
17	46	PUJATTI Nicholas	Porsche 911 GT3 CUP 992	220,4
18	40	STIAK Janne	Porsche 911 GT3 CUP 992	220,4
19	7	HALL Bayley	Porsche 911 GT3 CUP 992	220,0
20	3	CERQUI Alberto	Porsche 911 GT3 CUP 992	220,0
21	99	CHIRIGUT Horia-Traian	Porsche 911 GT3 CUP 992	220,0
22	21	BERTONELLI Diego	Porsche 911 GT3 CUP 992	220,0
23	88	PASTORELLI Luca	Porsche 911 GT3 CUP 992	220,0
24	51	GNEMMI Paolo	Porsche 911 GT3 CUP 992	219,5
25	19	IMPERATO Anthony	Porsche 911 GT3 CUP 992	219,1
26	24	FANT Filippo	Porsche 911 GT3 CUP 992	218,6
27	67	DE GIACOMI Alex	Porsche 911 GT3 CUP 992	218,6
28	69	MONTAGNESE Massimiliano	Porsche 911 GT3 CUP 992	218,2
29	44	OLIVIERI Flavio	Porsche 911 GT3 CUP 992	217,7
30	50	FENICI Francesco Maria	Porsche 911 GT3 CUP 992	217,7
31	54	STEFANELLI Stefano	Porsche 911 GT3 CUP 992	216,9

**SEG. 1**

1	8	MASTERS Keagan	25.156
2	28	BRASCHI Francesco	25.258
3	7	HALL Bayley	25.261
4	40	STIAK Janne	25.264
5	32	QUARESMINI Gianmarco	25.283
6	1	TEN VOORDE Larry	25.293
7	12	ZENDELI Lirim	25.311
8	26	KLEIN Marvin	25.319
9	21	BERTONELLI Diego	25.331
10	15	FESTANTE Aldo	25.355
11	38	IAQUINTA Simone	25.363
12	17	SCHURING Flynt	25.390
13	10	ARMANNI Pietro	25.465
14	3	CERQUI Alberto	25.493
15	88	PASTORELLI Luca	25.514
16	70	GIORGI Gianluca	25.574
17	52	DE AMICIS Alberto	25.606
18	46	PUJATTI Nicholas	25.614
19	25	GREGOR Daniel	25.620
20	14	GIACON Steven	25.626
21	33	FELBERMAYR Horst Feli	25.658
22	50	FENICI Francesco Maria	25.732
23	56	BRUSA Cesare	25.774
24	51	GNEMMI Paolo	25.774
25	44	OLIVIERI Flavio	25.799
26	54	STEFANELLI Stefano	25.869
27	24	FANT Filippo	25.908
28	69	MONTAGNESE Massimil	25.917
29	19	IMPERATO Anthony	25.929
30	99	CHIRIGUT Horia-Traian	25.977
31	67	DE GIACOMI Alex	26.014

**SEG. 2**

1	1	TEN VOORDE Larry	22.390
2	8	MASTERS Keagan	22.458
3	15	FESTANTE Aldo	22.480
4	12	ZENDELI Lirim	22.495
5	7	HALL Bayley	22.533
6	28	BRASCHI Francesco	22.540
7	25	GREGOR Daniel	22.543
8	38	IAQUINTA Simone	22.543
9	3	CERQUI Alberto	22.561
10	26	KLEIN Marvin	22.604
11	17	SCHURING Flynt	22.609
12	10	ARMANNI Pietro	22.626
13	21	BERTONELLI Diego	22.630
14	46	PUJATTI Nicholas	22.631
15	33	FELBERMAYR Horst Feli	22.659
16	40	STIAK Janne	22.679
17	32	QUARESMINI Gianmarco	22.683
18	70	GIORGI Gianluca	22.684
19	14	GIACON Steven	22.698
20	51	GNEMMI Paolo	22.764
21	52	DE AMICIS Alberto	22.805
22	19	IMPERATO Anthony	22.856
23	56	BRUSA Cesare	22.874
24	88	PASTORELLI Luca	22.901
25	50	FENICI Francesco Maria	22.907
26	24	FANT Filippo	22.950
27	54	STEFANELLI Stefano	23.016
28	44	OLIVIERI Flavio	23.057
29	67	DE GIACOMI Alex	23.079
30	69	MONTAGNESE Massimil	23.090
31	99	CHIRIGUT Horia-Traian	23.242

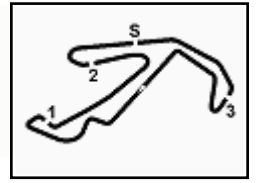
**SEG. 3**

1	12	ZENDELI Lirim	26.421
2	1	TEN VOORDE Larry	26.433
3	28	BRASCHI Francesco	26.457
4	8	MASTERS Keagan	26.524
5	32	QUARESMINI Gianmarco	26.538
6	14	GIACON Steven	26.596
7	40	STIAK Janne	26.616
8	25	GREGOR Daniel	26.623
9	38	IAQUINTA Simone	26.630
10	21	BERTONELLI Diego	26.632
11	10	ARMANNI Pietro	26.632
12	15	FESTANTE Aldo	26.636
13	26	KLEIN Marvin	26.639
14	17	SCHURING Flynt	26.648
15	3	CERQUI Alberto	26.652
16	7	HALL Bayley	26.676
17	52	DE AMICIS Alberto	26.720
18	56	BRUSA Cesare	26.755
19	46	PUJATTI Nicholas	26.755
20	33	FELBERMAYR Horst Feli	26.868
21	67	DE GIACOMI Alex	26.883
22	88	PASTORELLI Luca	26.892
23	70	GIORGI Gianluca	26.906
24	19	IMPERATO Anthony	26.911
25	24	FANT Filippo	26.976
26	50	FENICI Francesco Maria	26.996
27	51	GNEMMI Paolo	27.067
28	44	OLIVIERI Flavio	27.079
29	69	MONTAGNESE Massimil	27.114
30	99	CHIRIGUT Horia-Traian	27.224
31	54	STEFANELLI Stefano	27.241

**SEG. 4**

1	1	TEN VOORDE Larry	21.062
2	8	MASTERS Keagan	21.173
3	33	FELBERMAYR Horst Feli	21.174
4	7	HALL Bayley	21.209
5	15	FESTANTE Aldo	21.209
6	25	GREGOR Daniel	21.234
7	26	KLEIN Marvin	21.255
8	32	QUARESMINI Gianmarco	21.303
9	28	BRASCHI Francesco	21.304
10	38	IAQUINTA Simone	21.316
11	17	SCHURING Flynt	21.319
12	12	ZENDELI Lirim	21.325
13	21	BERTONELLI Diego	21.351
14	14	GIACON Steven	21.361
15	46	PUJATTI Nicholas	21.363
16	10	ARMANNI Pietro	21.364
17	3	CERQUI Alberto	21.389
18	40	STIAK Janne	21.400
19	51	GNEMMI Paolo	21.471
20	52	DE AMICIS Alberto	21.546
21	56	BRUSA Cesare	21.584
22	88	PASTORELLI Luca	21.604
23	70	GIORGI Gianluca	21.605
24	50	FENICI Francesco Maria	21.641
25	44	OLIVIERI Flavio	21.651
26	19	IMPERATO Anthony	21.725
27	67	DE GIACOMI Alex	21.767
28	54	STEFANELLI Stefano	21.865
29	69	MONTAGNESE Massimil	21.916
30	24	FANT Filippo	21.918
31	99	CHIRIGUT Horia-Traian	21.930





**ACI Racing Weekend Misano, 4-5 Maggio 2024**

**Porsche Carrera Cup Italia - Ideal Times Pre-Race Official Test 2**

Misano Circuit Sic 58 4.226 m

No.	Driver	Car	Seg. 1	Seg. 2	Seg. 3	Seg. 4	Ideal Time		
			Diff. 1	Diff. 2	Diff. 3	Diff. 4	Best Lap	Pos.	Diff.
1	<b>1 TEN VOORDE</b> L. (NLD)	Porsche 911 GT3 CUP 992	25.293	<b>22.390</b> +0.065	26.433 +0.006	<b>21.062</b> +0.083	<b>1'35.178</b> 1'35.332	1	0.154
2	<b>8 MASTERS</b> K. (ZAF)	Porsche 911 GT3 CUP 992	<b>25.156</b> +0.115	22.458 +0.006	26.524 +0.011	21.173 +0.010	<b>1'35.311</b> 1'35.453	2	0.142
3	<b>12 ZENDELI</b> L. (DEU)	Porsche 911 GT3 CUP 992	25.311 +0.030	22.495	<b>26.421</b> +0.109	21.325 +0.019	<b>1'35.552</b> 1'35.710	4	0.158
4	<b>28 BRASCHI</b> F. (ITA)	Porsche 911 GT3 CUP 992	25.258	22.540 +0.075	26.457 +0.127	21.304 +0.023	<b>1'35.559</b> 1'35.784	5	0.225
5	<b>7 HALL</b> B. (AUS)	Porsche 911 GT3 CUP 992	25.261	22.533	26.676	21.209	<b>1'35.679</b> 1'35.679	3	
6	<b>15 FESTANTE</b> A. (ITA)	Porsche 911 GT3 CUP 992	25.355 +0.108	22.480	26.636 +0.065	21.209	<b>1'35.680</b> 1'35.853	6	0.173
7	<b>32 QUARESMINI</b> G. (ITA)	Porsche 911 GT3 CUP 992	25.283 +0.132	22.683	26.538 +0.204	21.303	<b>1'35.807</b> 1'36.143	10	0.336
8	<b>26 KLEIN</b> M. (FRA)	Porsche 911 GT3 CUP 992	25.319	22.604 +0.027	26.639 +0.080	21.255	<b>1'35.817</b> 1'35.924	7	0.107
9	<b>38 IAQUINTA</b> S. (ITA)	Porsche 911 GT3 CUP 992	25.363 +0.250	22.543	26.630	21.316	<b>1'35.852</b> 1'36.102	9	0.250
10	<b>21 BERTONELLI</b> D. (ITA)	Porsche 911 GT3 CUP 992	25.331	22.630 +0.196	26.632 +0.195	21.351 +0.043	<b>1'35.944</b> 1'36.378	16	0.434
11	<b>40 STIAK</b> J. (DEU)	Porsche 911 GT3 CUP 992	25.264	22.679 +0.143	26.616 +0.073	21.400 +0.041	<b>1'35.959</b> 1'36.216	11	0.257
12	<b>17 SCHURING</b> F. (NLD)	Porsche 911 GT3 CUP 992	25.390	22.609	26.648	21.319 +0.006	<b>1'35.966</b> 1'35.972	8	0.006
13	<b>25 GREGOR</b> D. (DEU)	Porsche 911 GT3 CUP 992	25.620 +0.044	22.543	26.623	21.234 +0.257	<b>1'36.020</b> 1'36.321	13	0.301
14	<b>10 ARMANNI</b> P. (ITA)	Porsche 911 GT3 CUP 992	25.465 +0.081	22.626 +0.184	26.632	21.364 +0.018	<b>1'36.087</b> 1'36.370	15	0.283
15	<b>3 CERQUI</b> A. (ITA)	Porsche 911 GT3 CUP 992	25.493 +0.151	22.561	26.652 +0.010	21.389 +0.004	<b>1'36.095</b> 1'36.260	12	0.165
16	<b>14 GIACON</b> S. (ITA)	Porsche 911 GT3 CUP 992	25.626	22.698	26.596	21.361 +0.053	<b>1'36.281</b> 1'36.334	14	0.053
17	<b>33 FELBERMAYR</b> H. (AUT)	Porsche 911 GT3 CUP 992	25.658 +0.042	22.659 +0.159	26.868	21.174	<b>1'36.359</b> 1'36.560	17	0.201
18	<b>46 PUJATTI</b> N. (ITA)	Porsche 911 GT3 CUP 992	25.614	22.631	26.755 +0.002	21.363 +0.277	<b>1'36.363</b> 1'36.642	18	0.279
19	<b>52 DE AMICIS</b> A. (ITA)	Porsche 911 GT3 CUP 992	25.606 +0.080	22.805 +0.098	26.720 +0.005	21.546	<b>1'36.677</b> 1'36.860	19	0.183
20	<b>70 GIORGI</b> G. (ITA)	Porsche 911 GT3 CUP 992	25.574	22.684 +0.041	26.906 +0.167	21.605 +0.306	<b>1'36.769</b> 1'37.283	21	0.514
21	<b>88 PASTORELLI</b> L. (ITA)	Porsche 911 GT3 CUP 992	25.514 +0.107	22.901 +0.038	26.892 +0.014	21.604 +0.065	<b>1'36.911</b> 1'37.135	20	0.224
22	<b>56 BRUSA</b> C. (ITA)	Porsche 911 GT3 CUP 992	25.774 +0.327	22.874	26.755 +0.125	21.584	<b>1'36.987</b> 1'37.439	23	0.452
23	<b>51 GNEMMI</b> P. (ITA)	Porsche 911 GT3 CUP 992	25.774 +0.188	22.764	27.067 +0.097	21.471	<b>1'37.076</b> 1'37.361	22	0.285
24	<b>50 FENICI</b> F. (ITA)	Porsche 911 GT3 CUP 992	25.732 +0.114	22.907 +0.091	26.996 +0.083	21.641 +0.092	<b>1'37.276</b> 1'37.656	24	0.380
25	<b>19 IMPERATO</b> A. (USA)	Porsche 911 GT3 CUP 992	25.929 +0.017	22.856 +0.588	26.911	21.725	<b>1'37.421</b> 1'38.026	26	0.605
26	<b>44 OLIVIERI</b> F. (ITA)	Porsche 911 GT3 CUP 992	25.799 +0.260	23.057	27.079 +0.079	21.651	<b>1'37.586</b> 1'37.925	25	0.339
27	<b>67 DE GIACOMI</b> A. (ITA)	Porsche 911 GT3 CUP 992	26.014 +0.033	23.079	26.883 +0.241	21.767 +0.271	<b>1'37.743</b> 1'38.288	29	0.545
28	<b>24 FANT</b> F. (ITA)	Porsche 911 GT3 CUP 992	25.908 +0.128	22.950	26.976 +0.123	21.918 +0.026	<b>1'37.752</b> 1'38.029	27	0.277
29	<b>54 STEFANELLI</b> S. (ITA)	Porsche 911 GT3 CUP 992	25.869 +0.044	23.016 +0.186	27.241 +0.019	21.865	<b>1'37.991</b> 1'38.240	28	0.249
30	<b>69 MONTAGNESE</b> M. (ITA)	Porsche 911 GT3 CUP 992	25.917	23.090 +0.073	27.114 +0.088	21.916 +0.143	<b>1'38.037</b> 1'38.341	30	0.304
31	<b>99 CHIRIGUT</b> H. (ROU)	Porsche 911 GT3 CUP 992	25.977 +0.189	23.242 +0.020	27.224	21.930	<b>1'38.373</b> 1'38.582	31	0.209
<b>Overall Ideal Time</b>			25.156	22.390	26.421	21.062	<b>1'35.029</b>		



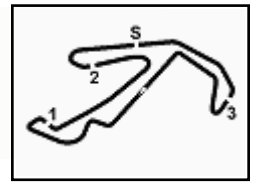






### ACI Racing Weekend Misano, 4-5 Maggio 2024

### Porsche Carrera Cup Italia - Chronological Analysis Pre-Race Official Test 2



Misano Circuit Sic 58 4.226 m

3 / 11

36	25.416	22.851	26.531	21.394	1'36.192	220,4	18:08'58.481	4	26.532	23.425	27.563	21.947	1'39.467	216,4	16:32'05.455
37	25.505	22.841	26.555	1'57.327	3'12.228P	221,3	18:12'10.709	5	25.985	23.021	27.765	21.716	1'38.487	216,9	16:33'43.942
38	47.987	27.618	31.998	24.218	2'11.821P	194,2	18:14'22.530	6	26.178	23.056	29.372	25.426	1'44.032	218,2	16:35'27.974
39	27.916	24.887	27.692	22.119	1'42.614	210,1	18:16'05.144	7	25.872	23.097	27.376	21.532	1'37.877	217,3	16:37'05.851
40	27.139	23.397	31.030	21.703	1'43.269	219,1	18:17'48.413	8	25.895	22.792	26.994	21.594	1'37.275C	218,6	16:38'43.126
41	25.431	22.703	<b>26.421</b>	21.418	1'35.973	220,9	18:19'24.386	9	26.370	23.430	27.503	2'56.337	4'13.640P	219,1	16:42'56.766
42	25.320	22.653	26.660	21.965	1'36.598	220,4	18:21'00.984	10	48.546	24.036	27.613	21.770	2'01.965P	216,0	16:44'58.731
43	25.341	<b>22.495</b>	26.530	21.344	<b>1'35.710</b>	<b>222,7</b>	18:22'36.694	11	25.708	22.841	27.111	21.424	1'37.084	216,9	16:46'35.815
44	25.370	22.663	26.536	<b>21.325</b>	1'35.894	220,9	18:24'12.588	12	25.934	23.897	27.495	21.830	1'39.156C	218,2	16:48'14.971
45	<b>25.311</b>	22.577	26.571			220,9		13	25.720	22.969	26.892	21.617	1'37.198	218,6	16:49'52.169

#### 14 S. GIACON (1'36.334)

Lap	Seg.1	Seg.2	Seg.3	Seg.4	Lap Time	km/h	Local Time
1							
2	51.885	31.097	35.435	25.409	2'23.826P	166,9	16:28'21.210
3	31.348	26.881	31.652	23.834	1'53.715	203,8	16:30'14.925
4	27.225	24.048	28.007	22.180	1'41.460	213,9	16:31'58.385
5	26.344	23.471	27.892	22.103	1'39.810	215,1	16:33'36.195
6	26.461	23.387	27.640	21.920	1'39.408	214,7	16:35'15.603
7	26.235	23.308	27.359	21.919	1'38.821	215,1	16:36'54.424
8	26.025	23.091	27.315	21.768	1'38.199	215,6	16:38'32.623
9	26.076	23.064	27.206	34.080	1'50.426P	216,4	16:40'23.049
10	2'26.728	26.548	28.053	21.833	3'43.162P	212,2	16:44'06.211
11	26.130	23.321	27.246	21.947	1'38.644	216,0	16:45'44.855
12	26.278	23.389	27.329	21.744	1'38.740C	216,4	16:47'23.595
13	25.988	22.998	27.072	41.733	1'57.791	217,3	16:49'21.386
14	27.203	28.749	32.157	22.338	1'50.447	196,4	16:51'11.833
15	26.115	23.073	27.201	21.908	1'38.297	217,3	16:52'50.130
16	26.289	23.320	29.707	36.200	1'55.336P	155,2	16:54'45.466
17	3'12.810	35.552	38.655	26.302	4'53.319P	102,2	16:59'38.785
18	30.816	30.495	29.655	25.252	1'56.218	207,7	17:01'35.003
19	26.042	26.225	32.371	23.917	1'48.555C	156,3	17:03'23.558
20	25.863	22.982	26.806	21.990	1'37.641	217,7	17:05'01.199
21	25.939	22.818	27.114	21.834	1'37.705	218,6	17:06'38.904
22	25.974	23.621	26.879	21.681	1'38.155	218,2	17:08'17.059
23	25.720	23.207	27.345	22.087	1'38.359	218,2	17:09'55.418
24	25.932	22.971	27.147	11'33.234	12'49.284P	219,1	17:22'44.702
25	53.434	30.246	33.336	22.300	2'19.316P	180,0	17:25'04.018
26	25.834	23.236	27.293	21.694	1'38.057	217,3	17:26'42.075
27	26.024	25.284	34.332	30.676	1'56.316	194,9	17:28'38.391
28	25.963	23.109	26.914	21.605	1'37.591	218,2	17:30'15.982
29	25.744	23.719	27.120	21.663	1'38.246	217,3	17:31'54.228
30	42.100	26.379	30.676	22.092	2'01.247	201,9	17:33'55.475
31	25.987	22.964	26.945	21.553	1'37.449	217,7	17:35'32.924
32	25.942	22.822	27.007	21.539	1'37.310	218,2	17:37'10.234
33	25.785	22.881	26.920	21.534	1'37.120	218,2	17:38'47.354
34	26.476	22.981	27.012	33.548	1'50.017P	218,2	17:40'37.371
35	4'46.501	32.167	28.241	21.583	6'08.492P	216,9	17:46'45.863
36	25.818	22.910	26.777	21.541	1'37.046	218,6	17:48'22.909
37	26.507	23.516	27.031	21.628	1'38.682	218,6	17:50'01.591
38	26.212	22.961	26.856	<b>21.361</b>	1'37.390	219,1	17:51'38.981
39	25.949	23.700	26.978	21.644	1'38.271	<b>220,4</b>	17:53'17.252
40	25.916	22.829			2'33.513P	219,5	18:16'49.765
41	2'33.231	32.491	38.121	29.650	4'13.493P	112,7	18:21'03.258
42	31.252	30.303	30.383	23.770	1'55.708	205,3	18:22'58.966
43	25.983	22.877	26.827	21.843	1'37.530	219,1	18:24'36.496
44	<b>25.626</b>	<b>22.698</b>	<b>26.596</b>	21.414	<b>1'36.334</b>	<b>220,4</b>	18:26'12.830

#### 17 F. SCHURING (1'35.972)

Lap	Seg.1	Seg.2	Seg.3	Seg.4	Lap Time	km/h	Local Time
1							
2	51.786	28.044	32.535	23.720	2'16.085P	152,8	16:28'11.645
3	27.354	24.138	27.998	22.271	1'41.761	213,9	16:29'53.406
4	26.389	23.314	27.404	22.119	1'39.226	216,0	16:31'32.632
5	26.137	23.377	27.204	22.277	1'38.995	216,9	16:33'11.627
6	26.228	23.236	27.434	21.734	1'38.632	214,3	16:34'50.259
7	25.985	23.055	27.220	21.643	1'37.903C	215,6	16:36'28.162
8	26.114	23.425	27.146	21.741	1'38.426C	217,3	16:38'06.588
9	25.980	23.081	27.025	21.816	1'37.902	218,2	16:39'44.490
10	25.863	22.974	27.036	21.759	1'37.632	218,2	16:41'22.122
11	26.198	27.844	28.159	21.751	1'43.952	206,5	16:43'06.074
12	26.035	23.090	27.135	21.912	1'38.172	216,4	16:44'44.246
13	25.892	23.067	27.438	21.947	1'38.344	216,9	16:46'22.590
14	25.924	22.855	27.057	21.638	1'37.474	216,9	16:48'00.064
15	25.976	23.129	27.125	6'22.448	7'38.678P	217,7	16:55'38.742
16	46.613	23.383	27.009	24.172	2'01.177P	218,2	16:57'39.919
17	26.176	23.394	27.085	21.747	1'38.402	218,2	16:59'18.321

#### 15 A. FESTANTE (1'35.853)

Lap	Seg.1	Seg.2	Seg.3	Seg.4	Lap Time	km/h	Local Time
1							
2	52.295	28.911	33.105	24.042	2'18.353P	175,3	16:28'29.446
3	29.905	27.732	35.890	23.015	1'56.542	179,4	16:30'25.988

02/05/2024

P = Pits In/Out - C = Lap Time Cancelled

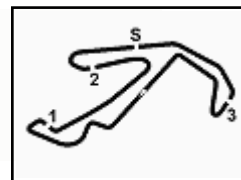






PORSCHE

CARRERA CUP  
ITALIA



ACI Racing Weekend Misano, 4-5 Maggio 2024

Porsche Carrera Cup Italia - Chronological Analysis Pre-Race Official Test 2

Misano Circuit Sic 58 4.226 m

5 / 11

Table with 8 columns (Lap, Seg.1-4, Lap Time, km/h, Local Time) for driver 26 M. KLEIN (1'35.924). Rows 17-43.

Table with 8 columns (Lap, Seg.1-4, Lap Time, km/h, Local Time) for driver 25 D. GREGOR (1'36.321). Rows 1-43.

Table with 8 columns (Lap, Seg.1-4, Lap Time, km/h, Local Time) for driver 28 F. BRASCHI (1'35.784). Rows 1-16.

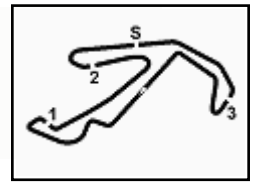
02/05/2024 P = Pits In/Out - C = Lap Time Cancelled

Powered by FICR PERUGIA TIMING



**ACI Racing Weekend Misano, 4-5 Maggio 2024**

**Porsche Carrera Cup Italia - Chronological Analysis Pre-Race Official Test 2**



Misano Circuit Sic 58 4.226 m

Lap	Seg.1	Seg.2	Seg.3	Seg.4	Lap Time	km/h	Local Time
17	26.418	24.049	27.036	3'35.843	4'53.346P	218,2	17:06'15.151
18	41.787	23.555	27.335	22.383	1'55.060P	218,6	17:08'10.211
19	25.599	22.823	26.678	21.449	1'36.549C	219,1	17:09'46.760
20	25.526	22.842	26.662	2'54.403	4'09.433P	219,5	17:13'56.193
21	41.831	22.992	27.336	21.776	1'53.935P	217,7	17:15'50.128
22	25.530	22.720	26.685	16'42.199	17'57.134P	218,6	17:33'47.262
23	47.881	26.337	29.832	24.124	2'08.174P	198,2	17:35'55.436
24	27.960	24.207	28.411	23.032	1'43.610	205,3	17:37'39.046
25	26.291	23.019	26.746	21.379	1'37.435	220,0	17:39'16.481
26	25.293	22.689	26.611	<b>21.304</b>	1'35.897	219,5	17:40'52.378
27	27.250	23.511	28.143	22.372	1'41.276	218,6	17:42'33.654
28	25.262	23.466	29.003	25.583	1'43.314	213,9	17:44'16.968
29	25.406	22.759	27.244	6'04.255	7'19.664P	219,5	17:51'36.632
30	41.703	23.821	26.927	25.615	1'58.066P	219,5	17:53'34.698
31	25.397	23.274	28.021	26.028	1'42.720C	219,5	17:55'17.418
32	31.075	33.584	36.778	14'32.280	16'13.717P	152,1	18:11'31.135
33	47.159	26.519	29.593	24.061	2'07.332P	201,5	18:13'38.467
34	28.472	24.062	28.497	23.077	1'44.108	214,3	18:15'22.575
35	26.794	23.412	26.679	21.358	1'38.243	215,6	18:17'00.818
36	25.555	22.779	26.611	21.483	1'36.428	219,1	18:18'37.246
37	25.588	22.596	28.889	22.859	1'39.932	<b>220,9</b>	18:20'17.178
38	25.431	<b>22.540</b>	<b>26.457</b>	21.408	1'35.836	220,0	18:21'53.014
39	26.792	27.356	31.219	21.897	1'47.264	185,9	18:23'40.278
40	<b>25.258</b>	22.615	26.584	21.327	<b>1'35.784</b>	220,0	18:25'16.062

**33 H. FELBERMAYR (1'36.560)**

Lap	Seg.1	Seg.2	Seg.3	Seg.4	Lap Time	km/h	Local Time
1							
2	4'18.639	30.201	32.821	24.542	5'46.203P	185,9	16:32'41.097
3	29.497	26.244	29.187	22.303	1'47.231	209,3	16:34'28.328
4	26.546	23.440	28.315	21.866	1'40.167	214,3	16:36'08.495
5	26.225	23.385	28.139	21.667	1'39.416	216,0	16:37'47.911
6	26.056	23.376	27.837	21.695	1'38.964C	211,8	16:39'26.875
7	26.266	23.374	27.795	21.790	1'39.225	216,4	16:41'06.100
8	26.033	23.097	27.634	21.636	1'38.400	216,4	16:42'44.500
9	26.500	23.641	28.618	34.573	1'53.332P	212,2	16:44'37.832
10	5'38.308	28.368	30.399	22.745	6'59.820P	180,3	16:51'37.652
11	26.541	23.535	27.676	22.058	1'39.810	211,4	16:53'17.462
12	26.800	25.613	30.582	22.077	1'45.072	201,9	16:55'02.534
13	25.854	22.944	27.292	21.590	1'37.680	217,3	16:56'40.214
14	25.884	22.935	28.635	21.916	1'39.370	216,0	16:58'19.584
15	25.987	23.087	27.277	21.596	1'37.947	218,6	16:59'57.531
16	25.742	23.331	27.739	32.632	1'49.444P	217,7	17:01'46.975
17	9'51.721	25.316	37.256	24.070	11'18.363P	154,5	17:13'05.338
18	25.856	23.001	27.254	21.810	1'37.921	218,2	17:14'43.259
19	25.956	22.981	27.225	21.755	1'37.917	218,2	17:16'21.176
20	25.904	23.091	27.272	35.682	1'51.949P	219,1	17:18'13.125
21	34'05.971	26.772	29.784	22.018	35'24.545P	197,8	17:53'37.670
22	25.847	22.987	28.365	41.876	1'59.075CP	218,6	17:55'36.745
23	6'10.342	27.929	29.799	22.578	7'30.648P	209,3	18:03'07.393
24	26.697	24.044	28.155	21.749	1'40.645	204,2	18:04'48.038
25	27.026	23.230	27.147	25.032	1'42.435	218,2	18:06'30.473
26	25.700	22.818	<b>26.868</b>	<b>21.174</b>	<b>1'36.560</b>	<b>220,9</b>	18:08'07.033
27	25.703	22.752	29.016	21.671	1'39.142	220,0	18:09'46.175
28	<b>25.658</b>	<b>22.659</b>	27.160	33.784	1'49.261P	220,4	18:11'35.436
29	3'29.069	24.424	29.747	21.740	4'44.980P	191,5	18:16'20.416
30	27.539	23.065	27.177	21.408	1'39.189	220,0	18:17'59.605
31	<b>25.658</b>	22.863	48.772			164,9	

**38 S. IAQUINTA (1'36.102)**

Lap	Seg.1	Seg.2	Seg.3	Seg.4	Lap Time	km/h	Local Time
1							
2	51.113	30.743	36.133	24.534	2'22.523P	147,3	16:27'42.078
3	28.234	26.492	27.823	22.110	1'44.659	208,1	16:29'26.737
4	26.101	23.080	27.330	21.760	1'38.271C	217,3	16:31'05.008
5	25.861	23.096	27.672	22.862	1'39.491C	216,9	16:32'44.499
6	26.021	23.201	27.186	21.603	1'38.011	216,4	16:34'22.510
7	25.811	22.935	27.204	21.670	1'37.620	216,9	16:36'00.130
8	25.810	22.896	27.112	21.883	1'37.701	217,7	16:37'37.831
9	29.968	24.440	28.263	32.759	1'55.430P	213,0	16:39'33.261
10	4'10.911	28.674	28.743	22.058	5'30.386P	210,9	16:45'03.647
11	25.967	22.855	26.960	21.493	1'37.275	216,4	16:46'40.922
12	25.685	23.136	26.830	21.419	1'37.070	218,6	16:48'17.992
13	25.904	23.570	28.179	22.142	1'39.795	207,7	16:49'57.787
14	25.816	27.289	29.949	22.576	1'45.630	200,7	16:51'43.417
15	25.598	25.666	29.386	22.467	1'43.117C	200,7	16:53'26.534
16	25.695	22.977	28.047	5'04.934	6'21.653P	215,1	16:59'48.187
17	3'39.456	27.227	34.688	24.458	5'05.829P	182,7	17:04'54.016
18	27.150	24.144	28.709	23.475	1'43.478	203,0	17:06'37.494

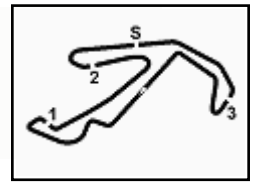
02/05/2024 P = Pits In/Out - C = Lap Time Cancelled





ACI Racing Weekend Misano, 4-5 Maggio 2024

Porsche Carrera Cup Italia - Chronological Analysis Pre-Race Official Test 2



Misano Circuit Sic 58 4.226 m

7 / 11

19	25.659	22.814	26.821	21.380	1'36.674	217,7	17:08'14.168	34	25.582	22.853	27.082	33.171	1'48.688P	218,6	17:52'12.800
20	25.506	22.729	26.639	21.589	1'36.463	218,6	17:09'50.631	35	13'13.742	26.442	28.136	22.425	14'30.745P	212,6	18:06'43.545
21	25.757	25.364	32.802	27.867	1'51.790	150,2	17:11'42.421	36	26.029	23.280	27.027	22.482	1'38.818	215,6	18:08'22.363
22	25.505	22.776	26.858	32.750	1'47.889P	219,1	17:13'30.310	37	25.521	22.824	<b>26.616</b>	21.402	1'36.363	<b>220,4</b>	18:09'58.726
23	12'49.420	25.067	28.213	21.661	14'04.361P	215,1	17:27'34.671	38	25.526	22.851	26.727	<b>21.400</b>	1'36.504	219,1	18:11'35.230
24	25.634	22.805	28.403	22.141	1'38.983	210,9	17:29'13.654	39	25.364	23.104	26.632	21.638	1'36.738	220,0	18:13'11.968
25	25.403	22.757	26.844	23.723	1'38.727	<b>220,9</b>	17:30'52.381	40	25.336	<b>22.679</b>	26.803	21.611	1'36.429	219,1	18:14'48.397
26	25.780	22.799	28.150	21.788	1'38.517	210,1	17:32'30.898	41	27.194	25.643	29.458	44.816	2'07.111P	206,5	18:16'55.508
27	29.340	29.538	31.974	40.184	2'11.036P	178,2	17:34'41.934								
28	3'27.237	26.468	28.852	21.893	4'44.450P	212,2	17:39'26.384								
29	<b>25.363</b>	22.675	31.447	21.891	1'41.376	194,6	17:41'07.760								

**44 F. OLIVIERI (1'37.925)**

Lap	Seg.1	Seg.2	Seg.3	Seg.4	Lap Time	km/h	Local Time
1							
2	55.731	30.130	34.512	24.184	2'24.557P	169,3	16:31'51.330
3	28.308	24.667	31.082	23.420	1'47.477	201,9	16:33'38.807
4	27.557	23.961	28.008	22.026	1'41.552	213,0	16:35'20.359
5	26.828	23.470	27.607	22.025	1'39.930	214,7	16:37'00.289
6	26.692	23.452	27.308	21.913	1'39.365	214,3	16:38'39.654
7	26.241	23.490	27.376	21.832	1'38.939	216,4	16:40'18.593
8	26.202	23.263	27.437	22.210	1'39.112	215,6	16:41'57.705
9	26.325	23.304	30.821	7'35.556	8'56.006P	211,8	16:50'53.711
10	53.739	32.091	29.388	23.550	2'18.768P	207,7	16:53'12.479
11	29.632	24.004	27.593	22.141	1'43.370	213,0	16:54'55.849
12	27.037	23.323			1'40.337	216,4	16:56'36.186
13	26.423	23.462	27.363	21.763	1'39.011	216,9	16:58'15.197
14	26.223	23.161	27.143	21.855	1'38.382	216,9	16:59'53.579
15	26.177	23.269	27.207	21.719	1'38.372	216,9	17:01'31.951
16	25.838	23.204	<b>27.079</b>	22.169	1'38.290	217,3	17:03'10.241
17	26.059	<b>23.057</b>	27.158	<b>21.651</b>	<b>1'37.925</b>	<b>217,7</b>	17:04'48.166
18	<b>25.799</b>	23.243	27.340	21.672	1'38.054	216,0	17:06'26.220
19	26.140	23.147	29.528	23'03.562	24'22.377P	216,4	17:30'48.597
20	50.198	27.421	28.021	22.015	2'07.655P	210,5	17:32'56.252
21	26.437	23.389	27.249	21.910	1'38.985	216,0	17:34'35.237
22	26.141	23.320	27.188	21.876	1'38.525	216,0	17:36'13.762
23	26.134	23.206	27.252	21.974	1'38.566	216,9	17:37'52.328
24	26.341	32.133	27.908	21.755	1'48.137	215,6	17:39'40.465
25	26.129	23.253	27.251	21.885	1'38.518	216,9	17:41'18.983
26	25.844	23.280	27.116	21.888	1'38.128	216,4	17:42'57.111
27	26.125	32.129	31.574	5'02.114	6'31.942P	193,9	17:49'29.053
28	46.366	23.551	27.222	21.877	1'59.016P	215,6	17:51'28.069
29	26.082	1'00.753	28.371	21.804	2'17.010	216,0	17:53'45.079
30	26.119	23.247	27.102	6'42.440	7'58.908P	216,9	18:01'43.987
31	58.659	30.556	34.745	24.409	2'28.369P	178,5	18:04'12.356
32	1'41.627	38.251	42.181	5'06.485	8'08.544P	153,8	18:12'20.900
33	51.456	26.193	32.646			188,8	

**46 N. PUJATTI (1'36.642)**

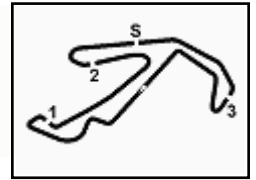
Lap	Seg.1	Seg.2	Seg.3	Seg.4	Lap Time	km/h	Local Time
1							
2	48.480	31.751	35.614	36.336	2'32.181P	140,4	16:29'14.434
3	49.236	31.362	40.734	36.986	2'38.318P	143,4	16:31'52.752
4	3'06.155	33.759	33.112	37.289	4'50.315P	170,1	16:36'43.067
5	1'02.218	24.148	28.081	22.222	2'16.669P	213,4	16:38'59.736
6	26.566	23.579	27.570	22.008	1'39.723	215,6	16:40'39.459
7	26.269	23.386	27.535	21.640	1'38.830	215,6	16:42'18.289
8	26.401	23.282	27.752	21.824	1'39.259C	216,0	16:43'57.548
9	27.889	27.230	34.741	22.396	1'52.256	183,4	16:45'49.804
10	26.699	23.180	27.335	21.757	1'38.971	216,0	16:47'28.775
11	26.266	23.036	27.218	21.893	1'38.413	216,9	16:49'07.188
12	26.296	23.079	27.584	35.596	1'52.555P	219,1	16:50'59.743
13	12'24.679	23.855	27.517	22.979	13'39.030P	215,1	17:04'38.773
14	26.244	22.889	27.102	21.908	1'38.143	216,9	17:06'16.916
15	26.339	22.988	29.185	24.794	1'43.306C	216,9	17:08'00.222
16	26.145	23.017	26.944	21.677	1'37.783	218,2	17:09'38.005

02/05/2024

P = Pits In/Out - C = Lap Time Cancelled

Powered by FICR PERUGIA TIMING





17	26.173	22.919	27.573	23.770	1'40.435C	217,3	17:11'18.440	44	26.026	23.048	27.128	2'23.413	3'39.615P	217,7	18:18'13.289
18	25.955	22.842	27.304	36.837	1'52.938P	216,9	17:13'11.378	45	46.216	23.770	27.778	22.102	1'59.866P	217,7	18:20'13.155
19	13'24.665	24.255	27.359	21.857	14'38.136P	215,1	17:27'49.514	46	25.846	22.998	27.079	21.733	1'37.656	216,9	18:21'50.811
20	26.469	23.166	26.978	22.670	1'39.283	218,2	17:29'28.797	47	25.892	22.907	27.220	21.641	1'37.660	216,9	18:23'28.471
21	26.447	23.061	27.132	21.959	1'38.599	218,6	17:31'07.396	48	25.912	23.044	26.996	21.717	1'37.669	216,9	18:25'06.140
22	26.936	23.928	28.489	37.943	1'57.296P	216,4	17:33'04.692								
23	22'54.095	36.447	45.236	42.293	24'58.071CP	122,2	17:58'02.763								
24	4'08.314	29.614	32.377	23.396	5'33.701P	162,9	18:03'36.464								
25	28.009	25.907	28.759	22.173	1'44.848	201,1	18:05'21.312								
26	26.891	23.418	29.410	23.554	1'43.273	201,9	18:07'04.585								
27	25.970	23.851	27.005	21.708	1'38.534C	218,6	18:08'43.119								
28	25.909	22.913	26.863	21.440	1'37.125	219,5	18:10'20.244								
29	25.863	22.797	26.755	36.897	1'52.312P	219,5	18:12'12.556								
30	6'18.197	23.789	31.074	22.517	7'35.577P	154,5	18:19'48.133								
31	26.147	22.843	26.906	21.507	1'37.403	219,5	18:21'25.536								
32	25.770	22.701	26.873	21.363	1'36.707	219,5	18:23'02.243								
33	27.016	22.957	30.414	23.366	1'43.753	146,5	18:24'45.996								
34	25.614	22.631	26.757	21.640	1'36.642	220,4	18:26'22.638								

51 P. GNEMMI (1'37.361)

Lap	Seg.1	Seg.2	Seg.3	Seg.4	Lap Time	km/h	Local Time
1							
2	52.617	31.965	32.530	24.327	2'21.439P	147,9	16:28'14.665
3	28.507	24.563	30.136	24.693	1'47.899	211,8	16:30'02.564
4	27.125	23.999	29.099	22.876	1'43.099	213,9	16:31'45.663
5	26.685	23.543	27.961	22.002	1'40.191	215,1	16:33'25.854
6	26.461	23.490	27.937	21.955	1'39.843	215,6	16:35'05.697
7	26.447	23.342	27.836	21.833	1'39.458	215,6	16:36'45.155
8	26.769	23.178	27.710	21.981	1'39.638	216,4	16:38'24.793
9	26.243	23.112	27.582	22.049	1'38.986	216,4	16:40'03.779
10	26.393	23.196	27.644	21.956	1'39.189	216,4	16:41'42.968
11	26.339	23.213	27.544	21.811	1'38.907	216,4	16:43'21.875
12	30.247	27.297	28.651	38.437	2'04.632P	215,6	16:45'26.507
13	4'24.386	23.504	27.946	24.328	5'40.164P	216,4	16:51'06.671
14	26.518	23.445	27.481	21.959	1'39.403	217,3	16:52'46.074
15	26.448	22.986	27.304	21.879	1'38.617	218,2	16:54'24.691
16	26.491	22.978	27.793	36.296	1'53.558P	217,3	16:56'18.249
17	8'16.833	30.610	31.925	23.661	9'43.029P	153,0	17:06'01.278
18	27.016	27.058	28.197	22.203	1'44.474	213,4	17:07'45.752
19	26.120	22.923	27.170	21.875	1'38.088	217,7	17:09'23.840
20	26.000	22.918	27.248	21.563	1'37.729	218,2	17:11'01.569
21	25.778	22.969	28.045	36.778	1'53.570P	219,1	17:12'55.139
22	10'14.315	29.103	31.927	23.152	11'38.497P	197,8	17:24'33.636
23	26.896	28.327	28.478	22.011	1'45.712	215,6	17:26'19.348
24	26.221	23.156	27.110	21.866	1'38.353	218,6	17:27'57.701
25	26.115	23.169	27.461	21.752	1'38.497	219,5	17:29'36.198
26	25.954	22.846	27.132	21.781	1'37.713	219,5	17:31'13.911
27	25.939	22.998	27.738	22.321	1'38.996	219,1	17:32'52.907
28	26.203	22.983	32.000	28'08.103	29'29.289P	216,4	18:02'22.196
29	1'31.088	29.696	30.058	24.185	2'55.027P	214,7	18:05'17.223
30	31.845	25.015	28.595	24.257	1'49.712	214,7	18:07'06.935
31	30.648	23.353	27.774	21.979	1'43.754	218,2	18:08'50.689
32	26.173	22.941	27.381	21.639	1'38.134	218,2	18:10'28.823
33	26.075	22.809	27.235	21.918	1'38.037	218,2	18:12'06.860
34	26.565	22.982	27.767	37.027	1'54.341P	217,7	18:14'01.201
35	2'16.964	28.075	29.712	23.004	3'37.755P	215,6	18:17'38.956
36	26.852	23.476	28.034	22.145	1'40.507	216,4	18:19'19.463
37	26.006	22.972	27.305	21.839	1'38.122	219,5	18:20'57.585
38	25.988	22.840	27.067	28.751	1'44.646	219,5	18:22'42.231
39	25.774	23.409	27.697	21.769	1'38.649C	219,5	18:24'20.880
40	25.962	22.764	27.164	21.471	1'37.361	219,5	18:25'58.241

52 A. DE AMICIS (1'36.860)

Lap	Seg.1	Seg.2	Seg.3	Seg.4	Lap Time	km/h	Local Time
1							
2	5'56.413	28.891	34.945	23.113	7'23.362P	129,5	16:33'45.705
3	27.281	26.414	28.067	22.649	1'44.411	213,0	16:35'30.116
4	27.003	23.835	27.761	21.997	1'40.596	215,1	16:37'10.712
5	25.962	23.217	27.431	22.060	1'38.670	216,4	16:38'49.382
6	28.734	23.998	27.808	23.242	1'43.782	217,3	16:40'33.164
7	26.010	23.158	27.394	21.752	1'38.314	217,3	16:42'11.478
8	26.198	23.174	27.303	22.037	1'38.712	216,4	16:43'50.190
9	26.756	23.743	28.277	38.695	1'57.471P	213,9	16:45'47.661
10	4'48.065	31.787	32.087	23.580	6'15.519P	149,8	16:52'03.180
11	28.182	27.264	28.166	21.962	1'45.574	212,6	16:53'48.754
12	25.964	23.092	27.220	21.703	1'37.979	216,9	16:55'26.733

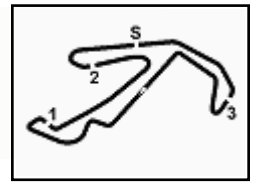
02/05/2024

P = Pits In/Out - C = Lap Time Cancelled



### ACI Racing Weekend Misano, 4-5 Maggio 2024

### Porsche Carrera Cup Italia - Chronological Analysis Pre-Race Official Test 2



Misano Circuit Sic 58 4.226 m

9 / 11

13	25.917	22.924	27.033	21.597	1'37.471	218,2	16:57'04.204	37	26.554	23.667	27.767	43.181	2'01.169P	216,0	18:08'04.909
14	25.888	23.156	26.949	21.715	1'37.708	219,1	16:58'41.912	38	4'56.795	34.810	33.027	33.425	6'38.057P	189,5	18:14'42.966
15	27.985	23.654	28.339	40.347	2'00.325P	216,9	17:00'42.237	39	39.129	32.025	33.656	25.564	2'10.374C	182,1	18:16'53.340
16	4'37.031	28.121	28.536	22.266	5'55.954P	215,6	17:06'38.191	40	29.576	26.959	30.536	25.371	1'52.442C	204,9	18:18'45.782
17	26.301	24.665	29.217	22.151	1'42.334	207,7	17:08'20.525	41	29.413	25.184	34.143			167,4	
18	25.968	22.983	27.062	22.060	1'38.073C	218,2	17:09'58.598								
19	25.983	23.344	27.745	22.236	1'39.308	218,6	17:11'37.906								
20	25.956	23.045	27.131	21.852	1'37.984	217,7	17:13'15.890								
21	25.763	23.062	27.032	21.709	1'37.566	218,6	17:14'53.456								
22	26.041	22.976	27.001	21.721	1'37.739	218,6	17:16'31.195								
23	26.064	23.157	27.708	22.265	1'39.194C	217,3	17:18'10.389								
24	25.959	23.003	27.096	22.933	1'38.991C	219,5	17:19'49.380								
25	28.409	23.928	32.117	25'10.657	26'35.111CP	131,1	17:46'24.491								
26	1'14.499	25.225	28.316	22.492	2'30.532P	214,3	17:48'55.023								
27	26.198	23.262	27.025	21.891	1'38.376	218,2	17:50'33.399								
28	25.914	23.092	27.635	22.152	1'38.793	217,7	17:52'12.192								
29	25.925	23.174	27.005	21.892	1'37.996	219,1	17:53'50.188								
30	25.854	23.050	27.201	46.995	2'03.100CP	218,6	17:55'53.288								
31	5'06.098	29.172	30.867	24.035	6'30.172P	189,8	18:02'23.460								
32	27.713	24.227	27.732	21.886	1'41.558	215,1	18:04'05.018								
33	25.686	22.903	26.725	<b>21.546</b>	<b>1'36.860</b>	219,1	18:05'41.878								
34	<b>25.606</b>	23.169	27.674	27.476	1'43.925	218,2	18:07'25.803								
35	25.860	22.828	<b>26.720</b>	21.673	1'37.081	<b>220,9</b>	18:09'02.884								
36	25.774	<b>22.805</b>	<b>27.048</b>	21.729	1'37.356	219,1	18:10'40.240								
37	27.487	24.018	29.514			215,6									

#### 56 C. BRUSA (1'37.439)

Lap	Seg.1	Seg.2	Seg.3	Seg.4	Lap Time	km/h	Local Time
1							
2	48.715	29.161	36.152	25.042	2'19.070P	153,2	16:27'44.400
3	29.382	25.826	29.990	23.406	1'48.604	212,6	16:29'33.004
4	27.533	24.038	27.990	22.250	1'41.811	215,6	16:31'14.815
5	26.531	23.762	27.610	22.117	1'40.020	216,9	16:32'54.835
6	26.631	23.683	28.075	22.669	1'41.058	215,6	16:34'35.893
7	26.764	23.602	27.506	22.251	1'40.123	216,0	16:36'16.016
8	26.652	23.643	27.546	22.253	1'40.094	217,3	16:37'56.110
9	26.264	34.789	35.262	23.308	1'59.623C	166,4	16:39'55.733
10	26.284	23.574	27.508	22.074	1'39.440	217,3	16:41'35.173
11	26.199	23.313	28.642	22.715	1'40.869	216,0	16:43'16.042
12	26.493	23.458	27.631	34.981	1'52.563P	215,6	16:45'08.605
13	4'32.506	25.297	27.934	22.251	5'47.988P	216,0	16:50'55.593
14	26.412	24.757	28.197	22.161	1'41.527	216,9	16:52'38.120
15	26.370	23.547	27.394	21.970	1'39.281	217,3	16:54'17.401
16	26.174	23.370	27.306	21.948	1'38.798	217,3	16:55'56.199
17	26.411	23.682	27.306	21.965	1'39.364	219,1	16:57'35.563
18	26.209	23.352	27.324	22.240	1'39.125	219,1	16:59'14.688
19	26.404	23.461	27.312	22.359	1'39.536	218,6	17:00'54.224
20	35.150	27.323	34.442	11'17.366	12'54.281P	158,8	17:13'48.505
21	26'21.017	30.393	33.361	25.870	27'50.641P	208,5	17:41'39.146
22	30.826	25.709	29.665	22.605	1'48.805	213,9	17:43'27.951
23	26.066	23.100	26.974	21.789	1'37.929	219,1	17:45'05.880
24	27.188	30.870	33.343	22.627	1'54.028	184,0	17:46'59.908
25	25.906	23.205	<b>26.755</b>	38.273	1'54.139P	219,5	17:48'54.047
26	7'10.721	33.092	47.703	43.916	9'15.432CP	120,7	17:58'09.479
27	2'21.608	28.985	33.623	24.197	3'48.413P	164,1	18:01'57.892
28	29.517	27.065	31.748	22.936	1'51.266	184,6	18:03'49.158
29	26.443	23.515	27.278	22.090	1'39.326	218,2	18:05'28.484
30	26.065	23.376	26.913	21.871	1'38.225	<b>220,4</b>	18:07'06.709
31	26.052	23.112	27.539	23.209	1'39.912C	<b>220,4</b>	18:08'46.621
32	26.101	<b>22.874</b>	26.880	<b>21.584</b>	<b>1'37.439</b>	219,5	18:10'24.060
33	<b>25.774</b>	23.082	28.296	35.835	1'52.987P	218,6	18:12'17.047
34	3'34.829	28.771	27.983	22.305	4'53.888P	217,3	18:17'10.935
35	28.376	28.658	29.142	22.049	1'48.225	217,7	18:18'59.160
36	26.064	23.030	33.020	22.751	1'44.865	184,0	18:20'44.025
37	25.879	22.981			1'40.231C	218,2	18:22'24.256
38	26.119	29.899	36.191			152,3	

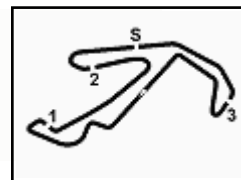
#### 67 A. DE GIACOMI (1'38.288)

Lap	Seg.1	Seg.2	Seg.3	Seg.4	Lap Time	km/h	Local Time
1							
2	49.859	26.426	30.670	23.355	2'10.310P	206,5	16:27'56.071
3	27.721	24.534	28.051	22.977	1'43.283	211,8	16:29'39.354
4	26.712	24.188	27.705	22.175	1'40.780	214,7	16:31'20.134
5	26.511	23.705	27.797	22.364	1'40.377	214,7	16:33'00.511
6	26.380	23.346	27.784	22.208	1'39.718	214,3	16:34'40.229
7	26.488	23.672	27.573	22.180	1'39.913	214,7	16:36'20.142
8	26.423	24.262	28.240	22.319	1'41.244	210,9	16:38'01.386
9	26.703	23.254	27.593	22.145	1'39.695	216,4	16:39'41.081
10	26.716	23.294	27.709	22.177	1'39.896	217,3	16:41'20.977
11	26.450	23.382	27.628	21.911	1'39.371	216,0	16:43'00.348
12	51.245	24.963	28.316	4'31.826	6'16.350P	215,1	16:49'16.698
13	52.380	28.437	30.660	24.378	2'15.855P	197,8	16:51'32.553
14	26.820	23.945	27.576	23.183	1'41.524	214,3	16:53'14.077

02/05/2024

P = Pits In/Out - C = Lap Time Cancelled





								70 G. GIORGI (1'37.283)				
Lap	Seg.1	Seg.2	Seg.3	Seg.4	Lap Time	km/h	Local Time					
15	26.210	23.816	27.122	22.662	1'39.810C	216,4	16:54'53.887					
16	26.247	23.149	27.368	21.767	1'38.531	216,9	16:56'32.418					
17	26.112	23.123	27.297	22.070	1'38.602	217,7	16:58'11.020					
18	26.208	29.305	32.441	6'13.804	7'41.758P	158,6	17:05'52.778					
19	45.956	24.668	27.535	22.711	2'00.870P	213,9	17:07'53.648					
20	26.118	23.391	27.233	22.164	1'38.906	217,3	17:09'32.554					
21	26.044	23.082	27.405	21.905	1'38.436	217,7	17:11'10.990					
22	26.514	24.417	28.034	5'55.766	7'14.731P	217,3	17:18'25.721					
23	44.915	24.230	27.234	22.203	1'58.582P	217,3	17:20'24.303					
24	26.128	23.411	27.106	22.090	1'38.735C	218,2	17:22'03.038					
25	26.157	23.266	27.094	22.220	1'38.737	217,7	17:23'41.775					
26	26.095	23.549	27.591	21.982	1'39.217	217,7	17:25'20.992					
27	26.064	23.168	27.229	34.868	1'51.329P	217,7	17:27'12.321					
28	33'19.443	25.530	29.149	22.590	34'36.712P	203,4	18:01'49.033					
29	26.307	23.258	27.175	21.979	1'38.719	218,6	18:03'27.752					
30	26.220	23.733	27.210	21.878	1'39.041	218,2	18:05'06.793					
31	26.520	23.374			4'08.878P	217,7	18:09'15.671					
32	49.185	27.218	28.915	24.191	2'09.509P	211,4	18:11'25.180					
33	27.616	25.205	27.626	21.885	1'42.332C	216,9	18:13'07.512					
34	26.146	23.578	27.007	21.948	1'38.679C	218,2	18:14'46.191					
35	26.014	23.501	26.883	22.026	1'38.424	218,2	18:16'24.615					
36	26.047	23.079	27.124	22.038	1'38.288	218,6	18:18'02.903					
37	26.193	23.089	27.256	2'09.511	3'26.049P	218,6	18:21'28.952					
38	45.732	26.988	28.830	22.867	2'04.417P	213,0	18:23'33.369					
39	26.991	23.799	27.341			218,2						

69 M. MONTAGNESE (1'38.341)

Lap	Seg.1	Seg.2	Seg.3	Seg.4	Lap Time	km/h	Local Time
1							
2	48.292	33.024	32.111	24.759	2'18.186P	198,5	16:29'19.602
3	29.343	25.205	32.556	23.327	1'50.431	167,2	16:31'10.033
4	27.482	24.394	28.233	22.516	1'42.625	214,7	16:32'52.658
5	26.634	23.964	29.626	22.940	1'43.164	214,3	16:34'35.822
6	27.378	24.095	28.003	22.188	1'41.664	213,9	16:36'17.486
7	28.778	26.392	28.744	22.631	1'46.545	214,3	16:38'04.031
8	27.120	25.468	28.096	22.244	1'42.928	216,0	16:39'46.959
9	27.136	23.815	27.854	22.278	1'41.083	215,6	16:41'28.042
10	26.828	23.578	27.745	22.276	1'40.427	215,6	16:43'08.469
11	27.257	23.924	27.964	22.377	1'41.522	214,3	16:44'49.991
12	26.787	23.736	28.009	34.327	1'52.859P	214,7	16:46'42.850
13	3'02.411	24.344	27.863	22.031	4'16.649P	216,4	16:50'59.499
14	26.682	24.875	27.772	22.465	1'41.794	215,1	16:52'41.293
15	26.665	23.339	28.038	23.139	1'41.181	216,9	16:54'22.474
16	26.801	23.839	27.788	22.218	1'40.646	215,1	16:56'03.120
17	27.494	24.961	29.679	22.326	1'44.460C	210,1	16:57'47.580
18	26.680	23.511	28.007	22.422	1'40.620	217,3	16:59'28.200
19	26.410	23.540	27.549	21.987	1'39.486	216,0	17:01'07.686
20	26.629	24.366	27.830	33.322	1'52.147CP	216,0	17:02'59.833
21	15'08.887	24.741	28.723	22.392	16'24.743P	215,1	17:19'24.576
22	28.146	23.305	27.574	21.969	1'40.994	217,3	17:21'05.570
23	26.649	23.090	27.722	22.231	1'39.692	216,4	17:22'45.262
24	26.939	24.455	30.906	34.135	1'56.435P	207,3	17:24'41.697
25	2'36.130	24.142	27.754	24.471	3'52.497P	217,3	17:28'34.194
26	26.553	41.362	29.188	7'23.203	9'00.306P	213,9	17:37'34.500
27	6'42.816	28.223	31.125	23.353	8'05.517P	199,6	17:45'40.017
28	27.987	24.534	28.141	22.332	1'42.994	216,9	17:47'23.011
29	26.504	23.581	27.300	21.916	1'39.301	216,4	17:49'02.312
30	25.917	23.163	27.202	22.059	1'38.341	218,2	17:50'40.653
31	26.305	23.295	27.433	34.401	1'51.434P	217,7	17:52'32.087
32	8'49.599	24.953	27.917	22.352	10'04.821P	215,6	18:02'36.908
33	26.646	23.402	27.114	22.351	1'39.513	218,2	18:04'16.421
34	44.199	1'33.139	36.719	37.401	3'31.458P	196,4	18:07'47.879

88 L. PASTORELLI (1'37.135)

Lap	Seg.1	Seg.2	Seg.3	Seg.4	Lap Time	km/h	Local Time
1							
2	50.021	30.582	35.608	24.368	2'20.579P	103,0	16:28'35.321
3	27.944	24.962	30.343	22.895	1'46.144	175,9	16:30'21.465
4	26.658	23.414	27.759	22.339	1'40.170	215,1	16:32'01.635
5	26.340	23.475	28.038	22.178	1'40.031C	214,7	16:33'41.666
6	26.544	23.961	29.807	22.495	1'42.807	215,6	16:35'24.473
7	26.073	23.486	27.715	21.915	1'39.189C	215,6	16:37'03.662
8	26.128	23.310	27.299	21.931	1'38.668	216,4	16:38'42.330
9	26.311	23.138	27.109	21.845	1'38.403	217,3	16:40'20.733
10	28.494	26.286	27.542	4'51.830	6'14.152P	217,3	16:46'34.885
11	47.240	31.704	38.051	25.033	2'22.028P	122,4	16:48'56.913
12	30.702	24.902	27.636	22.516	1'45.756	216,9	16:50'42.669
13	26.020	38.242	30.489	22.286	1'57.037	211,8	16:52'39.706
14	25.899	23.285	28.365	3'38.231	4'55.780P	218,6	16:57'35.486
15	47.161	27.640	32.715	23.571	2'11.087P	173,1	16:59'46.573
16	27.110	24.265	27.589	22.453	1'41.417	217,3	17:01'27.990

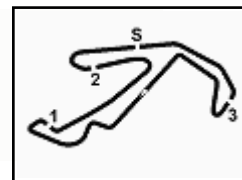


PORSCHE

CARRERA CUP  
ITALIA

ACI Racing Weekend Misano, 4-5 Maggio 2024

Porsche Carrera Cup Italia - Chronological Analysis Pre-Race Official Test 2



Misano Circuit Sic 58 4.226 m

11 / 11

17	26.065	23.143	27.315	22.519	1'39.042	218,2	17:03'07.032
18	25.994	23.332	27.048	21.741	1'38.115	218,6	17:04'45.147
19	25.919	<b>22.901</b>	27.323	21.727	1'37.870	217,7	17:06'23.017
20	27.146	28.125	32.007	8'25.776	9'53.054P	170,1	17:16'16.071
21	49.889	28.624	30.207	42'13.748	44'02.468P	215,6	18:00'18.539
22	45.314	28.121	31.957	22.856	2'08.248P	198,9	18:02'26.787
23	26.169	23.652	28.028	22.577	1'40.426	217,3	18:04'07.213
24	26.259	23.354	27.181	22.186	1'38.980C	218,2	18:05'46.193
25	27.732	23.287	29.331	21.829	1'42.179	215,6	18:07'28.372
26	26.226	26.533	27.889	22.121	1'42.769	<b>220,0</b>	18:09'11.141
27	25.942	23.228	<b>26.892</b>	<b>21.604</b>	1'37.666	219,1	18:10'48.807
28	27.712	23.593	26.967	2'27.386	3'45.658P	219,5	18:14'34.465
29	45.851	25.992	29.912	22.918	2'04.673P	216,4	18:16'39.138
30	26.684	23.867	27.346	22.142	1'40.039	217,7	18:18'19.177
31	25.888	23.284	26.911	21.609	1'37.692C	219,1	18:19'56.869
32	<b>25.514</b>	22.800	26.786	21.654	1'36.754C	219,1	18:21'33.623
33	25.621	22.939	26.906	21.669	<b>1'37.135</b>	218,6	18:23'10.758
34	29.430	24.676	30.485			169,0	

99 H. CHIRIGUT (1'38.582)

Lap	Seg.1	Seg.2	Seg.3	Seg.4	Lap Time	km/h	Local Time
1							
2	48.001	28.090	32.596	25.659	2'14.346P	208,9	16:28'40.929
3	29.885	26.104	29.942	24.083	1'50.014	213,4	16:30'30.943
4	28.606	24.882	28.753	23.128	1'45.369	214,7	16:32'16.312
5	27.671	24.294	29.124	23.332	1'44.421	215,1	16:34'00.733
6	27.523	27.066	29.160	23.340	1'47.089	213,4	16:35'47.822
7	27.376	24.470	28.954	23.130	1'43.930	216,0	16:37'31.752
8	27.354	24.241	29.219	26.460	1'47.274	215,6	16:39'19.026
9	27.694	24.268	28.644	23.544	1'44.150	217,3	16:41'03.176
10	27.046	25.979	28.429	39.303	2'00.757P	216,4	16:43'03.933
11	4'30.295	24.421	29.584	23.348	5'47.648P	216,0	16:48'51.581
12	34.245	28.327	29.611	24.190	1'56.373	215,1	16:50'47.954
13	27.589	26.384	29.269	24.292	1'47.534	216,0	16:52'35.488
14	27.983	24.901	28.640	23.106	1'44.630	216,4	16:54'20.118
15	27.324	24.163	28.241	22.973	1'42.701	216,9	16:56'02.819
16	28.316	23.649	28.184	22.679	1'42.828	217,3	16:57'45.647
17	26.859	24.370	28.485	43.916	2'03.630P	218,6	16:59'49.277
18	8'12.438	25.083	27.949	22.486	9'27.956P	218,2	17:09'17.233
19	26.490	24.086	28.061	22.578	1'41.215	217,3	17:10'58.448
20	26.443	23.750	27.824	22.423	1'40.440	218,2	17:12'38.888
21	26.442	<b>23.242</b>	27.621	22.531	1'39.836	219,1	17:14'18.724
22	26.180	23.800	27.659	22.328	1'39.967	219,5	17:15'58.691
23	26.163	34.808	29.402	37.103	2'07.476P	217,7	17:18'06.167
24	6'19.238	24.364	27.815	22.422	7'33.839P	217,7	17:25'40.006
25	26.361	23.689	27.295	22.360	1'39.705	217,7	17:27'19.711
26	26.572	35.049	31.259	22.468	1'55.348	155,2	17:29'15.059
27	26.465	23.790	27.435	22.596	1'40.286	<b>220,0</b>	17:30'55.345
28	26.659	23.719	27.435	22.473	1'40.286	219,1	17:32'35.631
29	27.525	23.559	28.062	14'07.928	15'27.074P	219,1	17:48'02.705
30	46.289	24.569	27.869	22.654	2'01.381P	216,4	17:50'04.086
31	26.534	24.055	27.693	24.143	1'42.425	216,9	17:51'46.511
32	27.007	25.184	28.118	22.748	1'43.057C	218,2	17:53'29.568
33	26.558	23.867	27.664	22.283	1'40.372C	218,2	17:55'09.940
34	36.821	34.597	37.017	41.951	2'30.386CP	147,3	17:57'40.326
35	4'27.438	31.919	33.997	23.718	5'57.072P	176,8	18:03'37.398
36	28.395	25.873	27.838	22.484	1'44.590	217,7	18:05'21.988
37	39.482	25.110	27.360	22.537	1'54.489	218,6	18:07'16.477
38	26.166	23.262	<b>27.224</b>	<b>21.930</b>	<b>1'38.582</b>	219,1	18:08'55.059
39	<b>25.977</b>	23.425	27.250	22.800	1'39.452C	219,1	18:10'34.511
40	26.010	23.552	41.822	25.997	1'57.381	160,2	18:12'31.892
41	26.543	23.348	27.231	22.774	1'39.896	218,2	18:14'11.788
42	26.163	23.286	27.255	22.229	1'38.933	219,1	18:15'50.721
43	42.007	24.742	30.836	39.634	2'17.219P	216,4	18:18'07.940

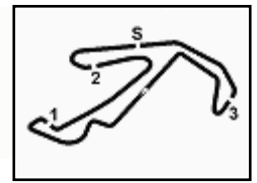
02/05/2024

P = Pits In/Out - C = Lap Time Cancelled

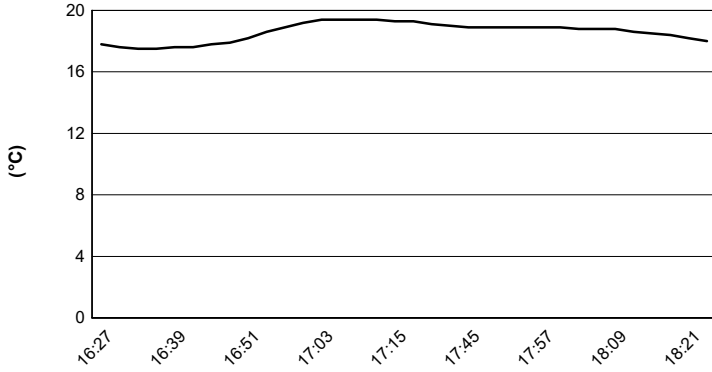
Powered by FICr PERUGIA TIMING



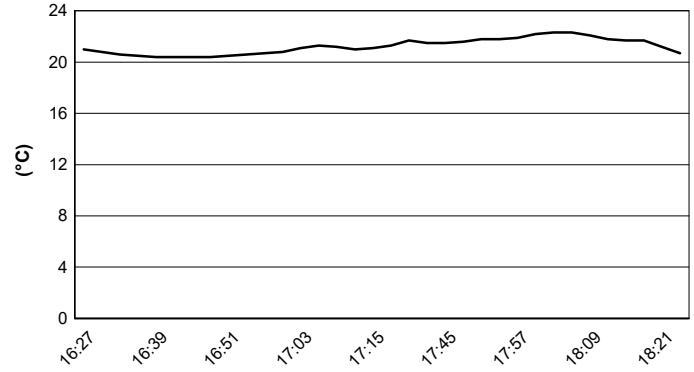




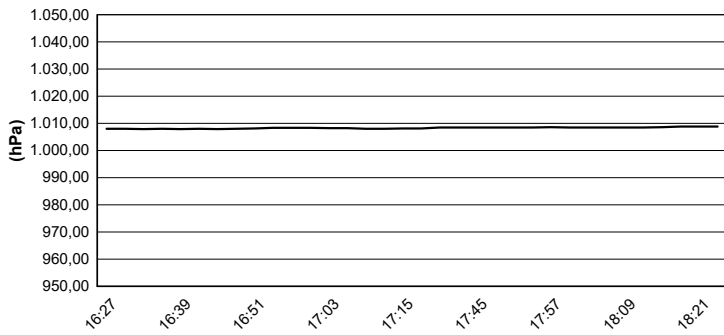
Air Temperature



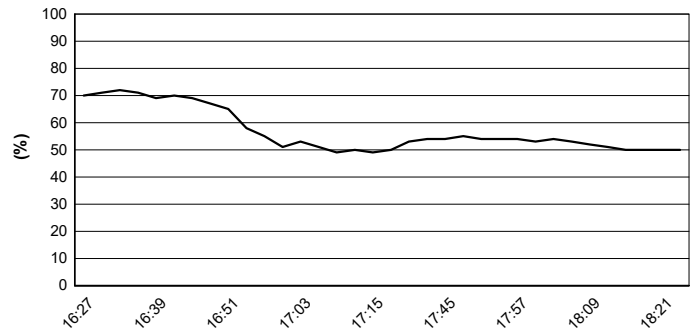
Track Temperature



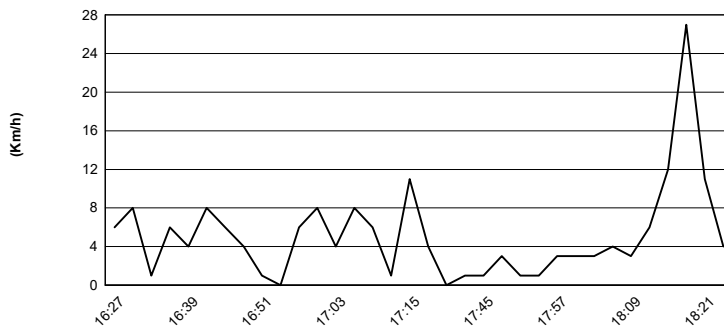
Air Pressure



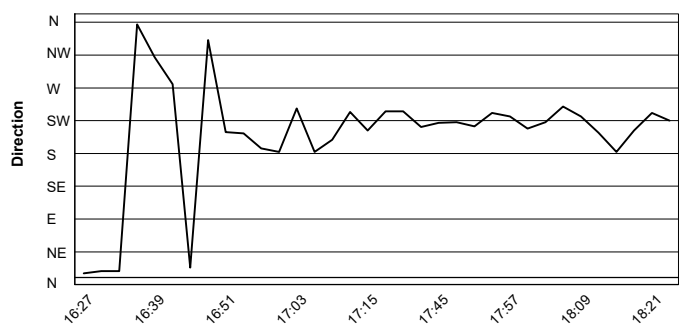
Humidity



Wind Speed



Wind Direction



02/05/2024

