

## ACI Racing Weekend Misano, 6-7 Maggio 2023

### Porsche Carrera Cup Italia - Classifica Gara 1

Misano Circuit Sic 58.4.2.26 m

1 / 2

Giri 19 = 80,294 km - Media 148,783 km/h - Tempo di gara 32'22.815

Num.	Conditore	Naz	Concorrente	Team	Auto	Classe	Giri	Tempo	Dist.	Rel.	Giro Veloce
1	<b>25 TEN VOORDE</b> Larry	NLD	EF Group	EF Group	Porsche 992 GT3 CUP		19	32'22.815		5	<b>1'36.395</b>
2	<b>21 BERTONELLI</b> Diego	ITA	Bonaldi Motorsport	Bonaldi Motorsport	Porsche 992 GT3 CUP		19	32'25.305	<b>2.490</b>	<b>2.490</b>	5 1'36.800
3	<b>38 IAQUINTA</b> Simone	ITA	Ghinzani Arco Motorsport	Ghinzani Arco Motorsport	Porsche 992 GT3 CUP		19	32'25.684	<b>2.869</b>	<b>0.379</b>	19 1'36.720
4	<b>7 FERRARI</b> Lorenzo	ITA	Raptor Engineering	Raptor Engineering	Porsche 992 GT3 CUP		19	32'27.740	<b>4.925</b>	<b>2.056</b>	8 1'36.817
5	<b>3 CERQUI</b> Alberto	ITA	Bedriver	Bedriver	Porsche 992 GT3 CUP		19	32'28.074	<b>5.259</b>	<b>0.334</b>	9 1'36.939
6	<b>28 AMATI</b> Giorgio	ITA	Dinamic Motorsport	Dinamic Motorsport	Porsche 992 GT3 CUP		19	32'30.238	<b>7.423</b>	<b>2.164</b>	5 1'37.016
7	<b>23 MALUCELLI</b> Matteo	ITA	Team Malucelli	Team Malucelli	Porsche 992 GT3 CUP		19	32'30.352	<b>7.537</b>	<b>0.114</b>	3 1'36.829
8	<b>32 QUARESMINI</b> Gianmarco	ITA	Dinamic Motorsport	Dinamic Motorsport	Porsche 992 GT3 CUP		19	32'31.910	<b>9.095</b>	<b>1.558</b>	5 1'37.034
9	<b>14 AGOSTINI</b> Riccardo	ITA	Scuderia Villorba Corse	Scuderia Villorba Corse	Porsche 992 GT3 CUP		19	32'32.282	<b>9.467</b>	<b>0.372</b>	5 1'36.988
10	<b>9 FONTANA</b> Andrea	ITA	Ebimotors	Ebimotors	Porsche 992 GT3 CUP		19	32'36.152	<b>13.337</b>	<b>3.870</b>	9 1'37.652
11	<b>15 FESTANTE</b> Aldo	ITA	Dinamic Motorsport	Dinamic Motorsport	Porsche 992 GT3 CUP		19	32'37.112	<b>14.297</b>	<b>0.960</b>	6 1'36.979
12	<b>30 STRIGNANO</b> Benedetto	ITA	Scuderia Villorba Corse	Scuderia Villorba Corse	Porsche 992 GT3 CUP		19	32'38.079	<b>15.264</b>	<b>0.967</b>	3 1'37.726
13	<b>2 SLUTSKII</b> Zakhar	ISR	Target Competition	Target Competition	Porsche 992 GT3 CUP		19	32'39.875	<b>17.060</b>	<b>1.796</b>	7 1'37.800
14	<b>22 SLUTSKII</b> Artem	ISR	Target Competition	Target Competition	Porsche 992 GT3 CUP		19	32'40.349	<b>17.534</b>	<b>0.474</b>	6 1'37.749
15	<b>27 LAURINI</b> Lodovico	ITA	Dinamic Motorsport	Dinamic Motorsport	Porsche 992 GT3 CUP		19	32'40.713	<b>17.898</b>	<b>0.364</b>	2 1'37.775
16	<b>12 LING</b> Kang	CHN	Ombra Racing	Ombra Racing	Porsche 992 GT3 CUP		19	32'41.511	<b>18.696</b>	<b>0.798</b>	5 1'37.643
17	<b>10 ARMANI</b> Pietro	ITA	Ombra Racing	Ombra Racing	Porsche 992 GT3 CUP		19	32'41.611	<b>18.796</b>	<b>0.100</b>	15 1'37.231
18	<b>11 CAGLIONI</b> Leonardo	ITA	Ombra Racing	Ombra Racing	Porsche 992 GT3 CUP		19	32'42.239	<b>19.424</b>	<b>0.628</b>	16 1'36.820
19P	<b>8 LORENZO</b> Jorge	ESP	Ghinzani Arco Motorsport	Team Q8 Hi-Perform	Porsche 992 GT3 CUP		19	32'42.926	<b>20.111</b>	<b>0.687</b>	5 1'37.175
20	<b>52 DE AMICIS</b> Alberto	ITA	Ebimotors	Ebimotors	Porsche 992 GT3 CUP	MC	19	32'42.962	<b>20.147</b>	<b>0.036</b>	6 1'38.023
21	<b>67 DE GIACOMI</b> Alex	ITA	Tsunami RT	Tsunami RT	Porsche 992 GT3 CUP	MC	19	32'43.753	<b>20.938</b>	<b>0.791</b>	15 1'38.095
22	<b>24 PAPANOPULOS</b> Alexandre	USA	Tsunami RT	Tsunami RT	Porsche 992 GT3 CUP		19	32'46.944	<b>24.129</b>	<b>3.191</b>	16 1'38.237
23	<b>50 FENICI</b> Francesco Maria	ITA	AB Racing	AB Racing	Porsche 992 GT3 CUP	MC	19	32'49.777	<b>26.962</b>	<b>2.833</b>	5 1'38.360
24	<b>6 GUIRRERI</b> Giuseppe	ITA	Raptor Engineering	Raptor Engineering	Porsche 992 GT3 CUP		19	32'50.836	<b>28.021</b>	<b>1.059</b>	4 1'37.833
25	<b>51 GNEMMI</b> Paolo	ITA	Ebimotors	Ebimotors	Porsche 992 GT3 CUP	MC	19	32'53.195	<b>30.380</b>	<b>2.359</b>	5 1'38.472
26	<b>70 GIORGI</b> Gianluca	ITA	Bedriver	Bedriver	Porsche 992 GT3 CUP	MC	19	32'53.847	<b>31.032</b>	<b>0.652</b>	16 1'38.831
27	<b>89 HAN</b> Hulin	CHN	AB Racing	AB Racing	Porsche 992 GT3 CUP	MC	19	33'02.523	<b>39.708</b>	<b>8.676</b>	16 1'39.346
28	<b>79 ZELGER</b> Johannes	ITA	Tsunami RT	Tsunami RT	Porsche 992 GT3 CUP	MC	19	33'04.106	<b>41.291</b>	<b>1.583</b>	8 1'39.335
29P	<b>64 SELVA</b> Livio	ITA	Ghinzani Arco Motorsport	Ghinzani Arco Motorsport	Porsche 992 GT3 CUP	MC	19	33'04.634	<b>41.819</b>	<b>0.528</b>	8 1'39.205
30	<b>55 SCANZI</b> Carlo	ITA	Ghinzani Arco Motorsport	Ghinzani Arco Motorsport	Porsche 992 GT3 CUP	MC	19	33'08.456	<b>45.641</b>	<b>3.822</b>	8 1'38.812
31	<b>60 GALASSI</b> Marco	SMR	Team Malucelli	Team Malucelli	Porsche 992 GT3 CUP	MC	19	33'25.108	<b>1'02.293</b>	<b>16.652</b>	8 1'39.413
32	<b>69 MONTAGNESE</b> Massimiliano	ITA	Team Malucelli	Team Malucelli	Porsche 992 GT3 CUP	MC	17	29'39.166	<b>2 Giri</b>	<b>2 Giri</b>	9 1'39.236
33	<b>77 LEVY</b> Andrea	ITA	Raptor Engineering	Raptor Engineering	Porsche 992 GT3 CUP	MC	17	33'18.169	<b>2 Giri</b>	<b>3'39.003</b>	15 1'41.794
----- Non Classificati -----											
RIT	<b>85 ROVIDA</b> Matteo	ITA	The Driving Experiences	The Driving Experiences	Porsche 992 GT3 CUP	MC	10	16'57.044	<b>9 Giri</b>		8 1'39.286
RIT	<b>17 FULGENZI</b> Enrico	ITA	EF Group	EF Group	Porsche 992 GT3 CUP		7	11'36.512	<b>12 Giri</b>		6 1'37.719

Partenti: 35 Classificati: 33 Non Classificati: 0 Ritirati: 2 Non Partiti: 0

Giro Veloce N. 5 Num. 25 Larry Ten Voorde Tempo 1'36.395 Media. 157,826 Km/h

Driver n.8 (Lorenzo J.) 5 second Time Penalty - Causing a collision in T4  
Driver .64 (Selva L.) 5 second Time Penalty - Track limits abuse

Umidità	64%	ARIA	22°C
Condizioni	DRY	Pista	38°C

Direttore di Gara : Fabrizio Fondacci

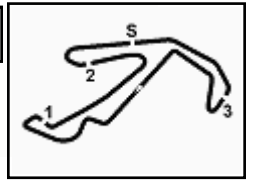
Direttore di Prova : Massimiliano Ghinassi

06/05/2023 Inizio 16:52 Fine 17:26

Esposta alle: .....

Powered by FICr PERUGIA TIMING





**ACI Racing Weekend Misano, 6-7 Maggio 2023**

**Porsche Carrera Cup Italia - Classifica Gara 1**

Giri 7 = 29,582 km - Media 54,815 km/h - Tempo di gara 11'36.512

**Highlights**

16.48		Formation Lap
16.52		Start
16.54		CONTACT T14 CAR 11 & 10 - NOTED
16.57		CONTACT T8 CAR 55 & 89 - NOTED
16.59		CONTACT T4 CAR 8 & 27 - NOTED
17.03	<b>11 L. CAGLIONI</b>	Drive Through Penalty - Causing a collision in T14
17.04	<b>89 H. HAN</b>	Warning Flag - Track Limits Abuse
17.04	<b>77 A. LEVY</b>	Entered Pits
17.05	<b>11 L. CAGLIONI</b>	Entered Pits
17.05	<b>77 A. LEVY</b>	Exited Pits
17.05	<b>17 E. FULGENZI</b>	Entered Pits
17.06	<b>11 L. CAGLIONI</b>	Exited Pits
17.06	<b>55 C. SCANZI</b>	Drive Through Penalty - Causing a collision in T8
17.07	<b>55 C. SCANZI</b>	Entered Pits
17.08	<b>55 C. SCANZI</b>	Exited Pits
17.08	<b>64 L. SELVA</b>	Warning Flag - Track Limits Abuse
17.10		Safety Car
17.13		Safety Car In This Lap
17.14		Green Flag
17.15	<b>77 A. LEVY</b>	Entered Pits
17.17	<b>77 A. LEVY</b>	Exited Pits
17.17	<b>30 B. STRIGNANO</b>	Warning Flag - Track Limits Abuse
17.20	<b>17 E. FULGENZI</b>	Out
17.20	<b>14 R. AGOSTINI</b>	Warning Flag - Track Limits Abuse
17.20	<b>27 L. LAURINI</b>	Warning Flag - Track Limits Abuse
17.23		Final lap
17.23	<b>64 L. SELVA</b>	5 second Time Penalty - Track limits abuse
17.24	<b>69 M. MONTAGNESE</b>	Entered Pits
17.24	<b>8 J. LORENZO</b>	5 second Time Penalty - Causing a collision in T4
17.26		End of Session

Direttore di Gara : Fabrizio Fondacci

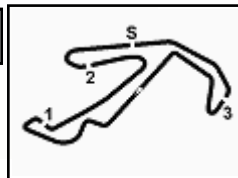
Direttore di Prova : Massimiliano Ghinassi

06/05/2023      Inizio 16:52      Fine 17:26

Esposta alle: .....

Powered by FICr PERUGIA TIMING





**ACI Racing Weekend Misano, 6-7 Maggio 2023**  
**Porsche Carrera Cup Italia - Classifica di Classe Gara 1**

Misano Circuit Sic 58 4.226 m

**Michelin Cup**

Giri 19 = 80,294 km - Media 147,256 km/h - Tempo di gara 32'42.962

Num.	Conditore	Naz	Concorrente	Team	Auto	Giri	Tempo	Dist.	Rel.	Giro Veloce
1	<b>52 DE AMICIS</b> Alberto	ITA	Ebimotors	Ebimotors	Porsche 992 GT3 CUP	19	32'42.962			6 1'38.023
2	<b>67 DE GIACOMI</b> Alex	ITA	Tsunami RT	Tsunami RT	Porsche 992 GT3 CUP	19	32'43.753	<b>0.791</b>	<b>0.791</b>	15 1'38.095
3	<b>50 FENICI</b> Francesco Maria	ITA	AB Racing	AB Racing	Porsche 992 GT3 CUP	19	32'49.777	<b>6.815</b>	<b>6.024</b>	5 1'38.360
4	<b>51 GNEMMI</b> Paolo	ITA	Ebimotors	Ebimotors	Porsche 992 GT3 CUP	19	32'53.195	<b>10.233</b>	<b>3.418</b>	5 1'38.472
5	<b>70 GIORGI</b> Gianluca	ITA	Bedriver	Bedriver	Porsche 992 GT3 CUP	19	32'53.847	<b>10.885</b>	<b>0.652</b>	16 1'38.831
6	<b>89 HAN</b> Huilin	CHN	AB Racing	AB Racing	Porsche 992 GT3 CUP	19	33'02.523	<b>19.561</b>	<b>8.676</b>	16 1'39.346
7	<b>79 ZELGER</b> Johannes	ITA	Tsunami RT	Tsunami RT	Porsche 992 GT3 CUP	19	33'04.106	<b>21.144</b>	<b>1.583</b>	8 1'39.335
8P	<b>64 SELVA</b> Livio	ITA	Ghinzani Arco Motorsport	Ghinzani Arco Motorsport	Porsche 992 GT3 CUP	19	33'04.634	<b>21.672</b>	<b>0.528</b>	8 1'39.205
9	<b>55 SCANZI</b> Carlo	ITA	Ghinzani Arco Motorsport	Ghinzani Arco Motorsport	Porsche 992 GT3 CUP	19	33'08.456	<b>25.494</b>	<b>3.822</b>	8 1'38.812
10	<b>60 GALASSI</b> Marco	SMR	Team Malucelli	Team Malucelli	Porsche 992 GT3 CUP	19	33'25.108	<b>42.146</b>	<b>16.652</b>	8 1'39.413
11	<b>69 MONTAGNESE</b> Massimiliano	ITA	Team Malucelli	Team Malucelli	Porsche 992 GT3 CUP	17	29'39.166	<b>2 Giri</b>	<b>2 Giri</b>	9 1'39.236
12	<b>77 LEVY</b> Andrea	ITA	Raptor Engineering	Raptor Engineering	Porsche 992 GT3 CUP	17	33'18.169	<b>2 Giri</b>	<b>3'39.003</b>	15 1'41.794
----- Non Classificati -----										
RIT	<b>85 ROVIDA</b> Matteo	ITA	The Driving Experiences	The Driving Experiences	Porsche 992 GT3 CUP	10	16'57.044	<b>9 Giri</b>		8 1'39.286

Partenti: 13 Classificati: 12 Non Classificati: 0 Ritirati: 1 Non Partiti: 0  
Giro Veloce N. 6 Num. 52 Alberto De Amicis Tempo 1'38.023 Media. 155,204 Km/h

Umidità	64%	ARIA	22°C
Condizioni	DRY	Pista	38°C

Direttore di Gara : Fabrizio Fondacci

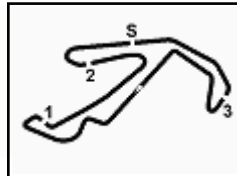
Direttore di Prova : Massimiliano Ghinassi

06/05/2023 Inizio 16:52 Fine 17:26

Esposta alle: .....

Powered by FICR PERUGIA TIMING



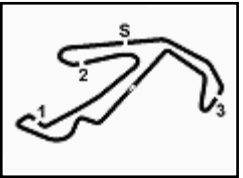


Misano Circuit Sic 58 4.226 m

		Giro																		
		1	2	3	4	5	6	7	8	9	10	11	12	13	14	15	16	17	18	19
1	25	25	25	25	25	25	25	25	25	25	25	25	25	25	25	25	25	25	25	25
2	21	21	21	21	21	21	21	21	21	21	21	21	21	21	21	21	21	21	21	21
3	14	14	14	14	14	14	7	7	7	7	7	7	7	7	38	38	38	38	38	38
4	7	7	7	7	7	7	3	38	38	38	38	38	38	38	7	7	7	7	7	7
5	3	3	3	3	3	3	38	3	3	3	3	3	3	3	3	3	3	3	3	3
6	38	38	38	38	38	38	14	14	28	28	28	28	28	28	28	28	28	28	28	28
7	28	28	28	28	28	28	28	28	14	14	14	14	14	14	23	23	23	23	23	23
8	32	32	32	32	32	32	32	32	32	32	23	23	23	14	32	32	32	32	32	32
9	15	15	23	23	23	23	23	23	23	23	32	32	32	32	14	14	14	14	14	14
10	23	23	15	15	15	15	15	15	15	15	15	15	15	15	15	9	9	9	9	9
11	11	11	11	11	11	11	8	8	8	8	8	8	8	8	8	8	8	8	8	15
12	27	27	27	8	8	8	8	9	9	9	9	9	9	9	9	15	15	15	15	8
13	8	8	8	27	27	17	17	27	27	27	27	27	27	27	27	30	30	30	30	30
14	17	17	17	17	17	9	9	30	30	30	30	30	30	30	30	2	2	2	2	2
15	9	9	9	9	9	27	27	12	12	12	12	12	12	12	12	22	22	22	22	22
16	30	30	30	30	30	30	30	2	2	2	2	2	2	2	2	27	27	27	27	27
17	2	2	12	12	12	12	12	11	22	22	22	22	22	22	22	12	12	12	12	12
18	12	12	2	2	2	2	2	22	52	52	52	52	52	52	52	52	52	52	10	10
19	22	22	22	22	22	22	22	52	67	67	67	67	67	67	67	67	67	10	52	11
20	52	52	52	52	52	52	52	67	24	10	10	10	10	10	10	10	10	67	11	52
21	50	67	67	67	67	67	67	24	50	24	24	24	24	24	24	11	11	11	67	67
22	67	24	24	24	24	24	24	50	10	50	50	50	50	50	11	24	24	24	24	24
23	24	50	50	50	50	50	50	51	51	51	51	51	51	51	50	50	50	50	50	50
24	51	51	51	51	51	51	51	10	6	6	6	6	6	6	51	6	6	6	6	6
25	70	70	70	70	70	70	10	6	70	11	11	11	11	11	6	51	51	51	51	51
26	89	89	6	6	6	10	6	70	11	70	70	70	70	70	70	70	70	70	70	70
27	55	55	55	55	10	6	70	55	64	64	64	64	64	64	64	64	64	64	64	64
28	69	69	79	10	55	55	55	64	79	79	69	69	69	69	69	69	69	69	89	89
29	6	6	10	79	79	64	64	79	85	85	79	79	79	79	89	89	89	89	79	79
30	64	79	64	64	64	79	79	85	69	69	89	89	89	89	89	79	79	79	55	55
31	79	64	60	60	60	85	85	60	89	89	60	60	60	60	55	55	55	55	60	60
32	60	60	85	85	85	60	60	69	55	60	55	55	55	55	60	60	60	60		
33	85	10	89	89	89	89	89	89	60	55	77	77	77	77	77	77	77	77		
34	77	85	69	69	69	69	69	77	77	77										
35	10	77	77	77	77	77	77													

Final Result			
1	25	TEN VOORDE L.	Giri 19
2	21	BERTONELLI D.	2.490
3	38	IAQUINTA S.	2.869
4	7	FERRARI L.	4.925
5	3	CERQUI A.	5.259
6	28	AMATI G.	7.423
7	23	MALUCELLI M.	7.537
8	32	QUAREMINI G.	9.095
9	14	AGOSTINI R.	9.467
10	9	FONTANA A.	13.337
11	15	FESTANTE A.	14.297
12	30	STRIGNANO B.	15.264
13	2	SLUTSKII Z.	17.060
14	22	SLUTSKII A.	17.534
15	27	LAURINI L.	17.898
16	12	LING K.	18.696
17	10	ARMANNI P.	18.796
18	11	CAGLIONI L.	19.424
19	8	LORENZO J. (P)	20.111
20	52	DE AMICIS A.	20.147
21	67	DE GIACOMI A.	20.938
22	24	PAPADOPULOS A.	24.129
23	50	FENICI F.	26.962
24	6	GUIRRETI G.	28.021
25	51	GNEMMI P.	30.380
26	70	GIORGI G.	31.032
27	89	HAN H.	39.708
28	79	ZELGER J.	41.291
29	64	SELVA L. (P)	41.819
30	55	SCANZI C.	45.641
31	60	GALASSI M.	1'02.293
32	69	MONTAGNESE M.	2 Giri
33	77	LEVY A.	2 Giri
RIT	85	ROVIDA M.	9 Giri
RIT	17	FULGENZI E.	12 Giri





**CLASSIFICA**

1	<b>25 TEN VOORDE</b> Larry	Porsche 992 GT3 CUP	Giri 19
2	<b>21 BERTONELLI</b> Diego	Porsche 992 GT3 CUP	2.490
3	<b>38 IAQUINTA</b> Simone	Porsche 992 GT3 CUP	2.869
4	<b>7 FERRARI</b> Lorenzo	Porsche 992 GT3 CUP	4.925
5	<b>3 CERQUI</b> Alberto	Porsche 992 GT3 CUP	5.259
6	<b>28 AMATI</b> Giorgio	Porsche 992 GT3 CUP	7.423
7	<b>23 MALUCELLI</b> Matteo	Porsche 992 GT3 CUP	7.537
8	<b>32 QUARESMINI</b> Gianmarco	Porsche 992 GT3 CUP	9.095
9	<b>14 AGOSTINI</b> Riccardo	Porsche 992 GT3 CUP	9.467
10	<b>9 FONTANA</b> Andrea	Porsche 992 GT3 CUP	13.337
11	<b>15 FESTANTE</b> Aldo	Porsche 992 GT3 CUP	14.297
12	<b>30 STRIGNANO</b> Benedetto	Porsche 992 GT3 CUP	15.264
13	<b>2 SLUTSKII</b> Zakhar	Porsche 992 GT3 CUP	17.060
14	<b>22 SLUTSKII</b> Artem	Porsche 992 GT3 CUP	17.534
15	<b>27 LAURINI</b> Lodovico	Porsche 992 GT3 CUP	17.898
16	<b>12 LING</b> Kang	Porsche 992 GT3 CUP	18.696
17	<b>10 ARMANNI</b> Pietro	Porsche 992 GT3 CUP	18.796
18	<b>11 CAGLIONI</b> Leonardo	Porsche 992 GT3 CUP	19.424
19	<b>8 LORENZO</b> Jorge	Porsche 992 GT3 CUP	20.111
20	<b>52 DE AMICIS</b> Alberto	Porsche 992 GT3 CUP	20.147
21	<b>67 DE GIACOMI</b> Alex	Porsche 992 GT3 CUP	20.938
22	<b>24 PAPADOPULOS</b> Alexandre	Porsche 992 GT3 CUP	24.129
23	<b>50 FENICI</b> Francesco Maria	Porsche 992 GT3 CUP	26.962
24	<b>6 GUIRRERI</b> Giuseppe	Porsche 992 GT3 CUP	28.021
25	<b>51 GNEMMI</b> Paolo	Porsche 992 GT3 CUP	30.380
26	<b>70 GIORGI</b> Gianluca	Porsche 992 GT3 CUP	31.032
27	<b>89 HAN</b> Huilin	Porsche 992 GT3 CUP	39.708
28	<b>79 ZELGER</b> Johannes	Porsche 992 GT3 CUP	41.291
29	<b>64 SELVA</b> Livio	Porsche 992 GT3 CUP	41.819
30	<b>55 SCANZI</b> Carlo	Porsche 992 GT3 CUP	45.641
31	<b>60 GALASSI</b> Marco	Porsche 992 GT3 CUP	1'02.293
32	<b>69 MONTAGNESE</b> Massimiliano	Porsche 992 GT3 CUP	2 Giri
33	<b>77 LEVY</b> Andrea	Porsche 992 GT3 CUP	2 Giri
RIT	<b>85 ROVIDA</b> Matteo	Porsche 992 GT3 CUP	9 Giri
RIT	<b>17 FULGENZI</b> Enrico	Porsche 992 GT3 CUP	12 Giri

**SPEED**

1	<b>15 FESTANTE</b> Aldo	Porsche 992 GT3 CUP	219,5
2	<b>10 ARMANNI</b> Pietro	Porsche 992 GT3 CUP	219,5
3	<b>32 QUARESMINI</b> Gianmarco	Porsche 992 GT3 CUP	219,5
4	<b>12 LING</b> Kang	Porsche 992 GT3 CUP	219,1
5	<b>52 DE AMICIS</b> Alberto	Porsche 992 GT3 CUP	219,1
6	<b>23 MALUCELLI</b> Matteo	Porsche 992 GT3 CUP	218,6
7	<b>11 CAGLIONI</b> Leonardo	Porsche 992 GT3 CUP	218,6
8	<b>51 GNEMMI</b> Paolo	Porsche 992 GT3 CUP	218,2
9	<b>27 LAURINI</b> Lodovico	Porsche 992 GT3 CUP	218,2
10	<b>8 LORENZO</b> Jorge	Porsche 992 GT3 CUP	218,2
11	<b>9 FONTANA</b> Andrea	Porsche 992 GT3 CUP	218,2
12	<b>89 HAN</b> Huilin	Porsche 992 GT3 CUP	218,2
13	<b>30 STRIGNANO</b> Benedetto	Porsche 992 GT3 CUP	218,2
14	<b>22 SLUTSKII</b> Artem	Porsche 992 GT3 CUP	218,2
15	<b>67 DE GIACOMI</b> Alex	Porsche 992 GT3 CUP	217,7
16	<b>64 SELVA</b> Livio	Porsche 992 GT3 CUP	217,7
17	<b>2 SLUTSKII</b> Zakhar	Porsche 992 GT3 CUP	217,7
18	<b>50 FENICI</b> Francesco Maria	Porsche 992 GT3 CUP	217,3
19	<b>14 AGOSTINI</b> Riccardo	Porsche 992 GT3 CUP	217,3
20	<b>3 CERQUI</b> Alberto	Porsche 992 GT3 CUP	217,3
21	<b>28 AMATI</b> Giorgio	Porsche 992 GT3 CUP	216,9
22	<b>79 ZELGER</b> Johannes	Porsche 992 GT3 CUP	216,9
23	<b>24 PAPADOPULOS</b> Alexandre	Porsche 992 GT3 CUP	216,9
24	<b>85 ROVIDA</b> Matteo	Porsche 992 GT3 CUP	216,9
25	<b>21 BERTONELLI</b> Diego	Porsche 992 GT3 CUP	216,9
26	<b>60 GALASSI</b> Marco	Porsche 992 GT3 CUP	216,4
27	<b>55 SCANZI</b> Carlo	Porsche 992 GT3 CUP	216,4
28	<b>7 FERRARI</b> Lorenzo	Porsche 992 GT3 CUP	216,4
29	<b>70 GIORGI</b> Gianluca	Porsche 992 GT3 CUP	216,4
30	<b>17 FULGENZI</b> Enrico	Porsche 992 GT3 CUP	216,0
31	<b>6 GUIRRERI</b> Giuseppe	Porsche 992 GT3 CUP	216,0
32	<b>25 TEN VOORDE</b> Larry	Porsche 992 GT3 CUP	216,0
33	<b>38 IAQUINTA</b> Simone	Porsche 992 GT3 CUP	216,0
34	<b>69 MONTAGNESE</b> Massimiliano	Porsche 992 GT3 CUP	215,1
35	<b>77 LEVY</b> Andrea	Porsche 992 GT3 CUP	212,6

**SEG. 1**

1	<b>25 TEN VOORDE</b> Larry	25.311
2	<b>38 IAQUINTA</b> Simone	25.424
3	<b>21 BERTONELLI</b> Diego	25.542
4	<b>28 AMATI</b> Giorgio	25.563
5	<b>11 CAGLIONI</b> Leonardo	25.609
6	<b>15 FESTANTE</b> Aldo	25.610
7	<b>8 LORENZO</b> Jorge	25.627
8	<b>3 CERQUI</b> Alberto	25.636
9	<b>23 MALUCELLI</b> Matteo	25.656
10	<b>10 ARMANNI</b> Pietro	25.670
11	<b>7 FERRARI</b> Lorenzo	25.671
12	<b>12 LING</b> Kang	25.671
13	<b>14 AGOSTINI</b> Riccardo	25.673
14	<b>32 QUARESMINI</b> Gianmarco	25.674
15	<b>50 FENICI</b> Francesco Maria	25.747
16	<b>9 FONTANA</b> Andrea	25.823
17	<b>6 GUIRRERI</b> Giuseppe	25.834
18	<b>52 DE AMICIS</b> Alberto	25.845
19	<b>2 SLUTSKII</b> Zakhar	25.868
20	<b>27 LAURINI</b> Lodovico	25.871
21	<b>17 FULGENZI</b> Enrico	25.919
22	<b>30 STRIGNANO</b> Benedetto	25.932
23	<b>22 SLUTSKII</b> Artem	25.942
24	<b>24 PAPADOPULOS</b> Alexand	26.010
25	<b>51 GNEMMI</b> Paolo	26.012
26	<b>67 DE GIACOMI</b> Alex	26.073
27	<b>70 GIORGI</b> Gianluca	26.104
28	<b>55 SCANZI</b> Carlo	26.197
29	<b>85 ROVIDA</b> Matteo	26.207
30	<b>69 MONTAGNESE</b> Massimil	26.231
31	<b>64 SELVA</b> Livio	26.309
32	<b>89 HAN</b> Huilin	26.353
33	<b>79 ZELGER</b> Johannes	26.409
34	<b>60 GALASSI</b> Marco	26.411
35	<b>77 LEVY</b> Andrea	26.938

**SEG. 2**

1	<b>21 BERTONELLI</b> Diego	22.695
2	<b>38 IAQUINTA</b> Simone	22.721
3	<b>25 TEN VOORDE</b> Larry	22.723
4	<b>11 CAGLIONI</b> Leonardo	22.733
5	<b>3 CERQUI</b> Alberto	22.742
6	<b>14 AGOSTINI</b> Riccardo	22.758
7	<b>7 FERRARI</b> Lorenzo	22.762
8	<b>32 QUARESMINI</b> Gianmarco	22.793
9	<b>10 ARMANNI</b> Pietro	22.833
10	<b>23 MALUCELLI</b> Matteo	22.842
11	<b>8 LORENZO</b> Jorge	22.858
12	<b>9 FONTANA</b> Andrea	22.863
13	<b>28 AMATI</b> Giorgio	22.876
14	<b>24 PAPADOPULOS</b> Alexand	22.914
15	<b>15 FESTANTE</b> Aldo	22.917
16	<b>17 FULGENZI</b> Enrico	22.922
17	<b>51 GNEMMI</b> Paolo	22.922
18	<b>27 LAURINI</b> Lodovico	22.925
19	<b>30 STRIGNANO</b> Benedetto	22.931
20	<b>12 LING</b> Kang	22.947
21	<b>55 SCANZI</b> Carlo	22.971
22	<b>2 SLUTSKII</b> Zakhar	22.974
23	<b>6 GUIRRERI</b> Giuseppe	22.983
24	<b>67 DE GIACOMI</b> Alex	23.036
25	<b>22 SLUTSKII</b> Artem	23.044
26	<b>52 DE AMICIS</b> Alberto	23.045
27	<b>70 GIORGI</b> Gianluca	23.071
28	<b>64 SELVA</b> Livio	23.092
29	<b>89 HAN</b> Huilin	23.108
30	<b>79 ZELGER</b> Johannes	23.203
31	<b>60 GALASSI</b> Marco	23.227
32	<b>85 ROVIDA</b> Matteo	23.249
33	<b>69 MONTAGNESE</b> Massimil	23.255
34	<b>50 FENICI</b> Francesco Maria	23.273
35	<b>77 LEVY</b> Andrea	23.837

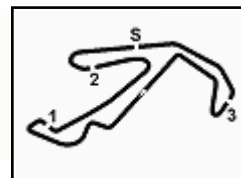
**SEG. 3**

1	<b>7 FERRARI</b> Lorenzo	26.876
2	<b>23 MALUCELLI</b> Matteo	26.916
3	<b>25 TEN VOORDE</b> Larry	26.919
4	<b>21 BERTONELLI</b> Diego	26.929
5	<b>15 FESTANTE</b> Aldo	26.950
6	<b>11 CAGLIONI</b> Leonardo	26.960
7	<b>32 QUARESMINI</b> Gianmarco	26.960
8	<b>38 IAQUINTA</b> Simone	26.972
9	<b>3 CERQUI</b> Alberto	26.980
10	<b>9 FONTANA</b> Andrea	26.996
11	<b>28 AMATI</b> Giorgio	26.999
12	<b>14 AGOSTINI</b> Riccardo	27.012
13	<b>10 ARMANNI</b> Pietro	27.018
14	<b>30 STRIGNANO</b> Benedetto	27.029
15	<b>8 LORENZO</b> Jorge	27.036
16	<b>27 LAURINI</b> Lodovico	27.040
17	<b>6 GUIRRERI</b> Giuseppe	27.082
18	<b>22 SLUTSKII</b> Artem	27.159
19	<b>17 FULGENZI</b> Enrico	27.169
20	<b>67 DE GIACOMI</b> Alex	27.217
21	<b>52 DE AMICIS</b> Alberto	27.243
22	<b>24 PAPADOPULOS</b> Alexand	27.252
23	<b>2 SLUTSKII</b> Zakhar	27.265
24	<b>12 LING</b> Kang	27.290
25	<b>51 GNEMMI</b> Paolo	27.361
26	<b>64 SELVA</b> Livio	27.370
27	<b>50 FENICI</b> Francesco Maria	27.371
28	<b>89 HAN</b> Huilin	27.425
29	<b>69 MONTAGNESE</b> Massimil	27.442
30	<b>70 GIORGI</b> Gianluca	27.463
31	<b>79 ZELGER</b> Johannes	27.489
32	<b>85 ROVIDA</b> Matteo	27.517
33	<b>60 GALASSI</b> Marco	27.523
34	<b>55 SCANZI</b> Carlo	27.582
35	<b>77 LEVY</b> Andrea	28.197

**SEG. 4**

1	<b>25 TEN VOORDE</b> Larry	21.268
2	<b>21 BERTONELLI</b> Diego	21.292
3	<b>38 IAQUINTA</b> Simone	21.297
4	<b>11 CAGLIONI</b> Leonardo	21.308
5	<b>28 AMATI</b> Giorgio	21.327
6	<b>7 FERRARI</b> Lorenzo	21.339
7	<b>10 ARMANNI</b> Pietro	21.345
8	<b>30 STRIGNANO</b> Benedetto	21.383
9	<b>15 FESTANTE</b> Aldo	21.385
10	<b>23 MALUCELLI</b> Matteo	21.389
11	<b>14 AGOSTINI</b> Riccardo	21.405
12	<b>17 FULGENZI</b> Enrico	21.414
13	<b>3 CERQUI</b> Alberto	21.415
14	<b>32 QUARESMINI</b> Gianmarco	21.421
15	<b>8 LORENZO</b> Jorge	21.431
16	<b>2 SLUTSKII</b> Zakhar	21.447
17	<b>27 LAURINI</b> Lodovico	21.448
18	<b>22 SLUTSKII</b> Artem	21.508
19	<b>52 DE AMICIS</b> Alberto	21.510
20	<b>9 FONTANA</b> Andrea	21.545
21	<b>12 LING</b> Kang	21.582
22	<b>67 DE GIACOMI</b> Alex	21.584
23	<b>51 GNEMMI</b> Paolo	21.630
24	<b>24 PAPADOPULOS</b> Alexand	21.663
25	<b>6 GUIRRERI</b> Giuseppe	21.664
26	<b>55 SCANZI</b> Carlo	21.720
27	<b>69 MONTAGNESE</b> Massimil	21.723
28	<b>50 FENICI</b> Francesco Maria	21.735
29	<b>70 GIORGI</b> Gianluca	21.796
30	<b>60 GALASSI</b> Marco	21.858
31	<b>79 ZELGER</b> Johannes	21.875
32	<b>64 SELVA</b> Livio	21.899
33	<b>89 HAN</b> Huilin	21.916
34	<b>85 ROVIDA</b> Matteo	21.931
35	<b>77 LEVY</b> Andrea	22.502





Start at 16:52'28.607

**2 Z. SLUTSKII (1'37.800)**

Giro	Seg.1	Seg.2	Seg.3	Seg.4	T. Giro	km/h	Local Time
1		23.990	27.894	21.949	1'49.823	216,9	16:54'18.430
2	26.503	23.382	27.617	22.123	1'39.625	216,4	16:55'58.055
3	26.054	23.163	28.138	21.653	1'39.008	212,6	16:57'37.063
4	26.250	<b>22.974</b>	27.434	21.567	1'38.225	216,9	16:59'15.288
5	25.922	23.149	<b>27.265</b>	21.561	1'37.897	216,4	17:00'53.185
6	25.958	23.099	27.412	21.489	1'37.958	216,0	17:02'31.143
7	25.929	23.074	27.350	<b>21.447</b>	<b>1'37.800</b>	216,0	17:04'08.943
8	<b>25.868</b>	23.216	27.490	21.587	1'38.161	216,9	17:05'47.104
9	25.945	23.083	27.336	21.699	1'38.063	217,3	17:07'25.167
10	25.910	23.208	27.348	21.681	1'38.147	217,3	17:09'03.314
11	25.994	23.047	27.513	24.877	1'41.431	217,3	17:10'44.745
12	30.290	29.142	55.130	28.516	2'23.078	102,8	17:13'07.823
13	32.295	31.046	43.549	22.198	2'09.088	150,4	17:15'16.911
14	26.199	23.160	27.435	21.665	1'38.459	<b>217,7</b>	17:16'55.370
15	26.165	22.997	27.475	21.597	1'38.234	<b>217,7</b>	17:18'33.604
16	26.043	23.152	27.415	21.896	1'38.506	216,0	17:20'12.110
17	26.749	23.279	27.630	21.722	1'39.380	<b>217,7</b>	17:21'51.490
18	26.072	23.067	27.498	21.877	1'38.514	217,3	17:23'30.004
19	26.162	23.122	27.439	21.755	1'38.478	216,4	17:25'08.482

Tempo di gara 32'39.875

**3 A. CERQUI (1'36.939)**

Giro	Seg.1	Seg.2	Seg.3	Seg.4	T. Giro	km/h	Local Time
1		23.362	27.172	21.642	1'44.463	214,7	16:54'13.070
2	25.842	23.001	27.200	21.646	1'37.689	216,0	16:55'50.759
3	25.672	22.882	27.080	21.529	1'37.163	<b>217,3</b>	16:57'27.922
4	25.814	22.810	27.136	21.430	1'37.190	216,0	16:59'05.112
5	25.722	22.813	27.074	21.459	1'37.068	216,4	17:00'42.180
6	25.700	22.861	27.094	<b>21.415</b>	1'37.070	216,4	17:02'19.250
7	26.032	22.986	27.057	21.464	1'37.539	215,6	17:03'56.789
8	25.972	23.061	27.387	21.627	1'38.047	216,9	17:05'34.836
9	25.739	<b>22.742</b>	27.037	21.421	<b>1'36.939</b>	216,0	17:07'11.775
10	25.673	22.852	27.077	21.541	1'37.143	216,0	17:08'48.918
11	25.706	22.918	27.103	21.843	1'37.570	216,0	17:10'26.488
12	32.154	35.881	55.353	28.938	2'32.326	101,3	17:12'58.814
13	31.911	30.192	47.953	22.587	2'12.643	139,7	17:15'11.457
14	26.366	23.442	27.131	22.045	1'38.984	216,4	17:16'50.441
15	26.168	22.928	27.181	21.522	1'37.799	216,0	17:18'28.220
16	<b>25.636</b>	22.758	27.121	21.543	1'37.058	216,4	17:20'05.298
17	25.640	22.890	27.076	21.518	1'37.124	<b>217,3</b>	17:21'42.422
18	25.744	22.866	27.095	21.474	1'37.179	<b>217,3</b>	17:23'19.601
19	25.689	22.812	<b>26.980</b>	21.599	1'37.080	216,9	17:24'56.681

Tempo di gara 32'28.074

**6 G. GUIRRERI (1'37.833)**

Giro	Seg.1	Seg.2	Seg.3	Seg.4	T. Giro	km/h	Local Time
1		24.762	28.207	22.270	1'55.721	212,6	16:54'24.328
2	26.502	23.741	27.651	22.343	1'40.237	214,7	16:56'04.565
3	26.768	24.000	27.423	21.771	1'39.962	213,9	16:57'44.527
4	25.984	<b>22.983</b>	<b>27.082</b>	21.784	<b>1'37.833</b>	215,1	16:59'22.360
5	<b>25.834</b>	23.178	27.467	<b>21.664</b>	1'38.143	<b>216,0</b>	17:01'00.503
6	26.761	23.258	27.579	23.012	1'40.610	215,6	17:02'41.113
7	27.131	23.287	27.299	21.891	1'39.608	214,7	17:04'20.721
8	25.847	23.186	27.286	21.891	1'38.210	214,3	17:05'58.931
9	25.901	23.180	27.373	21.890	1'38.344	215,1	17:07'37.275
10	25.895	23.390	27.250	22.049	1'38.584	215,1	17:09'15.859
11	25.920	23.226	29.338	24.388	1'42.872	212,2	17:10'58.731
12	28.979	26.068	55.061	27.168	2'17.276	91,6	17:13'16.007
13	33.145	30.414	41.848	23.967	2'09.374	174,2	17:15'25.381
14	27.468	23.380	27.554	21.979	1'40.381	215,6	17:17'05.762
15	26.168	23.325	27.308	21.767	1'38.568	214,3	17:18'44.330
16	26.007	23.085	27.168	22.357	1'38.617	215,6	17:20'22.947
17	26.025	23.209	27.310	22.252	1'38.796	214,7	17:22'01.743

06/05/2023

P = Box In/Out - C = Tempo Invalidato

18	26.043	23.214	27.165	21.844	1'38.266	<b>216,0</b>	17:23'40.009
19	26.025	23.578	27.554	22.277	1'39.434	215,6	17:25'19.443

Tempo di gara 32'50.836

**7 L. FERRARI (1'36.817)**

Giro	Seg.1	Seg.2	Seg.3	Seg.4	T. Giro	km/h	Local Time
1		23.327	27.142	21.639	1'44.235	214,7	16:54'12.842
2	25.851	22.956	27.197	21.616	1'37.620	215,1	16:55'50.462
3	25.688	22.839	27.045	21.539	1'37.111	215,6	16:57'27.573
4	25.829	<b>22.762</b>	27.067	21.432	1'37.090	215,6	16:59'04.663
5	25.748	22.843	27.044	21.551	1'37.186	216,0	17:00'41.849
6	<b>25.671</b>	22.830	26.983	21.439	1'36.923	215,6	17:02'18.772
7	25.974	22.852	26.952	21.450	1'37.228	215,1	17:03'56.000
8	25.694	22.822	26.962	<b>21.339</b>	<b>1'36.817</b>	215,1	17:05'32.817
9	26.200	22.966	<b>26.876</b>	21.396	1'37.438	215,6	17:07'10.255
10	25.802	22.924	27.023	21.425	1'37.174	215,1	17:08'47.429
11	25.826	22.941	26.983	21.821	1'37.571	216,0	17:10'25.000
12	32.226	35.393	55.611	28.425	2'31.655	94,4	17:12'56.655
13	33.025	29.993	48.336	22.720	2'14.074	145,7	17:15'10.729
14	26.616	23.136	27.073	22.677	1'39.502	<b>216,4</b>	17:16'50.231
15	25.774	22.783	27.027	21.770	1'37.354	216,0	17:18'27.585
16	25.701	22.805	27.082	21.505	1'37.093	215,6	17:20'04.678
17	25.746	22.768	27.036	21.557	1'37.107	215,6	17:21'41.785
18	25.789	22.934	27.115	21.446	1'37.284	216,0	17:23'19.069
19	25.844	22.878	27.022	21.534	1'37.278	216,0	17:24'56.347

Tempo di gara 32'27.740

**8 J. LORENZO (1'37.175)**

Giro	Seg.1	Seg.2	Seg.3	Seg.4	T. Giro	km/h	Local Time
1		24.413	27.530	21.995	1'48.402	216,0	16:54'17.009
2	25.795	23.151	27.226	21.700	1'37.872	215,6	16:55'54.881
3	25.826	23.066	27.159	<b>21.431</b>	1'37.482	215,6	16:57'32.363
4	26.057	23.183	27.267	21.653	1'38.160	215,1	16:59'10.523
5	<b>25.627</b>	<b>22.858</b>	27.188	21.502	<b>1'37.175</b>	215,1	17:00'47.698
6	25.715	22.895	27.104	21.494	1'37.208	215,6	17:02'24.906
7	25.726	23.044	27.303	21.643	1'37.716	214,7	17:04'02.622
8	25.697	22.955	27.086	21.520	1'37.258	215,6	17:05'39.880
9	25.916	23.020	27.209	21.534	1'37.679	215,1	17:07'17.559
10	25.687	22.927	27.368	21.532	1'37.514	215,6	17:08'55.073
11	25.836	23.133	27.233	22.776	1'38.978	215,6	17:10'34.051
12	27.933	37.577	55.063	29.878	2'30.451	94,7	17:13'04.502
13	31.376	30.194	46.180	22.005	2'09.755	136,2	17:15'14.257
14	25.821	23.069	27.284	22.374	1'38.548	217,3	17:16'52.805
15	26.144	23.012	27.226	21.917	1'38.299	216,9	17:18'31.104
16	26.339	23.461	27.231	22.662	1'39.693	215,6	17:20'10.797
17	25.904	22.926	27.368	21.869	1'38.067	<b>218,2</b>	17:21'48.864
18	25.980	23.353	<b>27.036</b>	22.203	1'38.572	<b>218,2</b>	17:23'27.436
19	26.264	22.943	27.251	22.639	1'39.097	216,4	17:25'06.533

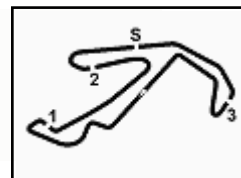
Tempo di gara 32'37.926 + 5.000Pen

**9 A. FONTANA (1'37.652)**

Giro	Seg.1	Seg.2	Seg.3	Seg.4	T. Giro	km/h	Local Time
1		23.767	27.890	22.374	1'49.126	215,6	16:54'17.733
2	25.968	23.118	27.237	<b>21.545</b>	1'37.868	216,4	16:55'55.601
3	26.015	23.054	27.202	21.680	1'37.951	216,9	16:57'33.552
4	26.130	23.053	27.277	21.760	1'38.220	216,4	16:59'11.772
5	26.182	23.107	27.249	21.657	1'38.195	216,4	17:00'49.967
6	26.205	23.232	<b>26.996</b>	21.594	1'38.027	216,9	17:02'27.994
7	25.834	22.894	27.294	21.668	1'37.690	216,0	17:04'05.684
8	26.191	23.210	27.177	21.812	1'38.390	215,6	17:05'44.074
9	25.848	22.868	27.249	21.687	<b>1'37.652</b>	215,1	17:07'21.726
10	26.223	22.936	27.164	21.721	1'38.044	216,0	17:08'59.770
11	25.906	<b>22.863</b>	27.289	21.913	1'37.971	216,4	17:10'37.741
12	28.429	34.472	54.976	29.639	2'27.516	108,3	17:13'05.257
13	31.709	30.181	45.641	21.872	2'09.403	139,9	17:15'14.660

ACI Racing Weekend Misano, 6-7 Maggio 2023

Porsche Carrera Cup Italia - Analisi Tempi Gara 1



Misano Circuit Sic 58 4.226 m

Start at 16:52'28.607

2 / 6

15	26.459	23.144	27.265	21.712	1'38.580	216,9	17:18'31.493	12	30.547	28.971	54.995	29.007	2'23.520	99,7	17:13'07.637
16	26.260	23.322	27.433	21.944	1'38.959	<b>218,2</b>	17:20'10.452	13	31.937	30.807	43.979	22.002	2'08.725	141,5	17:15'16.362
17	<b>25.823</b>	22.982	27.522	21.804	1'38.131	216,4	17:21'48.583	14	26.118	23.153	27.520	21.695	1'38.486	216,0	17:16'54.848
18	25.982	22.929	27.210	21.732	1'37.853	216,0	17:23'26.436	15	25.962	23.181	27.647	21.777	1'38.567	215,1	17:18'33.415
19	25.951	23.013	27.377	21.982	1'38.323	216,0	17:25'04.759	16	26.881	23.681	27.405	21.845	1'39.812	216,9	17:20'13.227

Tempo di gara 32'36.152

**10 P. ARMANNI (1'37.231)**

Giro	Seg.1	Seg.2	Seg.3	Seg.4	T. Giro	km/h	Local Time
1		23.851	27.463	36.417	2'01.588	216,0	16:54'30.195
2	26.053	22.998	27.164	21.542	1'37.757	216,0	16:56'07.952
3	26.378	23.244	27.368	22.013	1'39.003	217,7	16:57'46.955
4	26.094	23.075	27.303	22.028	1'38.500	217,7	16:59'25.455
5	26.292	<b>22.833</b>	27.454	<b>21.345</b>	1'37.924	216,9	17:01'03.379
6	<b>25.670</b>	22.967	27.039	21.778	1'37.454	216,9	17:02'40.833
7	25.938	22.933	27.064	21.355	1'37.290	216,0	17:04'18.123
8	25.713	22.922	27.351	21.757	1'37.743	216,9	17:05'55.866
9	26.154	22.977	27.452	21.771	1'38.354	217,3	17:07'34.220
10	25.847	23.336	27.321	21.715	1'38.219	216,4	17:09'12.439
11	26.116	23.089	28.864	24.834	1'42.903	216,0	17:10'55.342
12	29.219	26.452	53.642	28.959	2'18.272	83,9	17:13'13.614
13	32.952	30.393	42.240	23.525	2'09.110	172,2	17:15'22.724
14	25.781	23.083	<b>27.018</b>	21.623	1'37.505	216,4	17:17'00.229
15	25.838	22.899	27.134	21.360	<b>1'37.231</b>	216,4	17:18'37.460
16	25.717	22.937	27.069	21.608	1'37.331	216,9	17:20'14.791
17	26.258	23.665	27.147	21.616	1'38.686	216,4	17:21'53.477
18	26.173	23.134	27.234	21.629	1'38.170	216,4	17:23'31.647
19	25.960	23.252	27.352	22.007	1'38.571	<b>219,5</b>	17:25'10.218

Tempo di gara 32'41.611

**11 L. CAGLIONI (1'36.820)**

Giro	Seg.1	Seg.2	Seg.3	Seg.4	T. Giro	km/h	Local Time
1		23.672	27.436	22.261	1'47.581	216,9	16:54'16.188
2	25.668	22.930	27.119	21.469	1'37.186	216,9	16:55'53.374
3	25.719	22.917	27.014	21.410	1'37.060	216,4	16:57'30.434
4	25.695	22.947	27.107	21.584	1'37.333	216,4	16:59'07.767
5	25.902	22.965	27.070	21.404	1'37.341	217,3	17:00'45.108
6	25.756	22.807	27.105	21.547	1'37.215	216,4	17:02'22.323
7	25.775	22.888	27.075	21.493	1'37.231	216,9	17:03'59.554
8	26.056	22.932	27.134	31.707	1'47.829P	216,9	17:05'47.383
9	41.431	22.951	26.974	21.551	1'52.907P	217,3	17:07'40.290
10	25.905	22.814	27.020	21.462	1'37.201	216,9	17:09'17.491
11	25.745	22.926	29.450	23.588	1'41.709	216,9	17:10'59.200
12	28.985	26.019	55.298	27.245	2'17.547	95,7	17:13'16.747
13	32.855	30.227	41.991	23.712	2'08.785	178,2	17:15'25.532
14	26.446	22.932	27.045	21.411	1'37.834	216,4	17:17'03.366
15	25.785	22.787	<b>26.960</b>	<b>21.308</b>	1'36.840	218,2	17:18'40.206
16	<b>25.609</b>	<b>22.733</b>	26.965	21.513	<b>1'36.820</b>	216,4	17:20'17.026
17	25.717	22.840	27.113	21.619	1'37.289	217,7	17:21'54.315
18	26.124	22.799	27.575	22.078	1'38.576	<b>218,6</b>	17:23'32.891
19	26.179	22.893	27.196	21.687	1'37.955	216,9	17:25'10.846

Tempo di gara 32'42.239

**12 K. LING (1'37.643)**

Giro	Seg.1	Seg.2	Seg.3	Seg.4	T. Giro	km/h	Local Time
1		24.684	27.998	22.097	1'50.190	216,0	16:54'18.797
2	26.426	23.413	27.439	22.322	1'39.600	216,4	16:55'58.397
3	26.032	23.153	27.465	21.845	1'38.495	216,0	16:57'36.892
4	25.783	<b>22.947</b>	27.347	<b>21.582</b>	1'37.659	214,7	16:59'14.551
5	25.683	23.074	<b>27.290</b>	21.596	<b>1'37.643</b>	215,1	17:00'52.194
6	<b>25.671</b>	22.999	27.589	21.737	1'37.996	215,6	17:02'30.190
7	26.013	22.989	27.402	21.699	1'38.103	215,1	17:04'08.293
8	25.850	23.225	27.361	21.754	1'38.190	216,0	17:05'46.483
9	25.984	23.196	27.317	21.779	1'38.276	216,0	17:07'24.759
10	25.938	23.105	27.327	21.658	1'38.028	215,6	17:09'02.787
11	26.022	23.115	27.372	24.821	1'41.330	215,1	17:10'44.117

**14 R. AGOSTINI (1'36.988)**

Giro	Seg.1	Seg.2	Seg.3	Seg.4	T. Giro	km/h	Local Time
1		23.231	27.176	21.678	1'43.833	214,7	16:54'12.440
2	25.905	22.911	27.104	21.590	1'37.510	215,6	16:55'49.950
3	<b>25.673</b>	22.997	27.136	21.430	1'37.236	215,1	16:57'27.186
4	25.709	<b>22.758</b>	27.078	21.504	1'37.049	215,6	16:59'04.235
5	25.690	22.795	27.076	21.427	<b>1'36.988</b>	215,1	17:00'41.223
6	25.752	22.909	27.082	<b>21.405</b>	1'37.148	215,6	17:02'18.371
7	27.387	23.288	27.021	21.490	1'39.186	216,4	17:03'57.557
8	25.800	23.010	27.126	21.686	1'37.622	216,9	17:05'35.179
9	26.457	23.885	27.268	21.674	1'39.284	<b>217,3</b>	17:07'14.463
10	25.936	23.020	27.065	21.615	1'37.636	216,0	17:08'52.099
11	25.797	23.092	27.158	22.185	1'38.232	215,6	17:10'30.331
12	29.449	36.467	55.247	29.837	2'31.000	91,4	17:13'01.331
13	30.909	30.938	46.815	22.299	2'10.961	117,8	17:15'12.292
14	26.112	23.440	27.872	21.787	1'39.211	212,6	17:16'51.503
15	26.033	23.205	27.754	21.850	1'38.842	211,8	17:18'30.345
16	26.517	22.903	27.016	21.534	1'37.970	<b>217,3</b>	17:20'08.315
17	25.926	23.004	27.091	21.580	1'37.601	216,4	17:21'45.916
18	26.008	23.012	27.040	21.567	1'37.627	216,4	17:23'23.543
19	25.806	22.873	<b>27.012</b>	21.655	1'37.346	216,9	17:25'00.889

Tempo di gara 32'32.282

**15 A. FESTANTE (1'36.979)**

Giro	Seg.1	Seg.2	Seg.3	Seg.4	T. Giro	km/h	Local Time
1		23.600	27.299	21.763	1'46.055	216,9	16:54'14.662
2	26.103	23.013	27.078	21.530	1'37.724	216,9	16:55'52.386
3	26.070	23.249	26.974	<b>21.385</b>	1'37.678	216,9	16:57'30.064
4	25.633	23.045	26.987	21.541	1'37.206	217,3	16:59'07.270
5	25.934	23.028	27.093	21.488	1'37.543	217,7	17:00'44.813
6	<b>25.610</b>	22.939	<b>26.950</b>	21.480	<b>1'36.979</b>	217,7	17:02'21.792
7	25.773	22.930	27.125	21.559	1'37.387	217,3	17:03'59.179
8	25.877	23.069	27.127	21.554	1'37.627	217,3	17:05'36.806
9	25.888	23.931	27.185	21.711	1'38.715	217,3	17:07'15.521
10	25.976	23.109	27.149	21.836	1'38.070	218,6	17:08'53.591
11	26.454	23.284	27.140	22.792	1'39.670	219,1	17:10'33.261
12	28.213	37.159	55.187	29.986	2'30.545	88,6	17:13'03.806
13	30.809	30.676	46.344	21.968	2'09.797	154,5	17:15'13.603
14	25.940	23.277	27.427	22.030	1'38.674	218,6	17:16'52.277
15	26.005	23.099	27.359	21.719	1'38.182	218,6	17:18'30.459
16	26.754	24.052	27.436	23.157	1'41.399	<b>219,5</b>	17:20'11.858
17	26.015	<b>22.917</b>	27.000	21.678	1'37.610	217,3	17:21'49.468
18	25.733	23.198	27.149	21.995	1'38.075	<b>219,5</b>	17:23'27.543
19	26.393	23.072	27.189	21.522	1'38.176	217,7	17:25'05.719

Tempo di gara 32'37.112

**17 E. FULGENZI (1'37.719)**

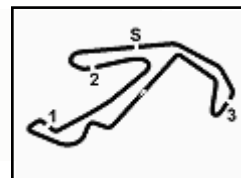
Giro	Seg.1	Seg.2	Seg.3	Seg.4	T. Giro	km/h	Local Time
1		23.845	27.573	22.456	1'48.665	215,1	16:54'17.272
2	26.045	23.065	27.219	21.617	1'37.946	215,6	16:55'55.218
3	26.072	22.933	<b>27.169</b>	21.551	1'37.725	215,6	16:57'32.943
4	26.185	23.326	27.192	21.827	1'38.530	<b>216,0</b>	16:59'11.473
5	26.164	23.102	27.185	21.721	1'38.172	215,6	17:00'49.645
6	26.051	23.064	27.190	<b>21.414</b>	<b>1'37.719</b>	214,7	17:02'27.364
7	<b>25.919</b>	<b>22.922</b>	27.362	21.552	1'37.755	215,6	17:04'05.119

Tempo di gara 1'36.512

06/05/2023

P = Box In/Out - C = Tempo Invalidato





Start at 16:52'28.607

21 D. BERTONELLI (1'36.800)							
Giro	Seg.1	Seg.2	Seg.3	Seg.4	T. Giro	km/h	Local Time
1		23.118	27.120	21.725	1'43.241	215,6	16:54'11.848
2	25.803	23.031	27.217	21.506	1'37.557	215,6	16:55'49.405
3	25.629	22.895	27.168	21.447	1'37.139	215,6	16:57'26.544
4	25.557	22.899	27.129	21.502	1'37.087	215,6	16:59'03.631
5	25.644	<b>22.695</b>	27.061	21.400	<b>1'36.800</b>	216,4	17:00'40.431
6	25.595	22.910	27.053	<b>21.292</b>	1'36.850	215,6	17:02'17.281
7	25.667	22.938	26.965	21.497	1'37.067	215,1	17:03'54.348
8	25.682	22.962	27.071	21.397	1'37.112	215,6	17:05'31.460
9	25.607	22.799	27.166	21.601	1'37.173	215,6	17:07'08.633
10	25.641	22.884	27.059	21.507	1'37.091	216,0	17:08'45.724
11	25.841	22.905	26.987	21.732	1'37.465	216,0	17:10'23.189
12	33.147	35.608	55.295	28.713	2'32.763	99,6	17:12'55.952
13	33.124	30.036	48.429	22.832	2'14.421	133,0	17:15'10.373
14	26.671	23.215	26.966	21.746	1'38.598	216,0	17:16'48.971
15	25.746	22.760	27.015	21.409	1'36.930	216,0	17:18'25.901
16	25.587	22.827	26.995	21.391	<b>1'36.800</b>	216,4	17:20'02.701
17	25.624	22.962	<b>26.929</b>	21.502	1'37.017	<b>216,9</b>	17:21'39.718
18	<b>25.542</b>	22.936	27.024	21.463	1'36.965	<b>216,9</b>	17:23'16.683
19	25.660	22.958	27.001	21.610	1'37.229	<b>216,9</b>	17:24'53.912

Tempo di gara 32'25.305

22 A. SLUTSKII (1'37.749)							
Giro	Seg.1	Seg.2	Seg.3	Seg.4	T. Giro	km/h	Local Time
1		24.756	27.729	22.139	1'50.553	215,1	16:54'19.160
2	26.257	23.452	27.546	22.148	1'39.403	216,0	16:55'58.563
3	26.173	23.237	27.790	21.659	1'38.859	214,3	16:57'37.422
4	26.271	23.211	27.348	<b>21.508</b>	1'38.338	216,0	16:59'15.760
5	26.250	23.045	27.248	21.550	1'38.093	216,4	17:00'53.853
6	25.952	23.059	27.209	21.529	<b>1'37.749</b>	217,3	17:02'31.602
7	26.065	23.069	<b>27.159</b>	21.617	1'37.910	217,7	17:04'09.512
8	26.137	23.046	27.334	21.568	1'38.085	217,3	17:05'47.597
9	26.004	23.084	27.235	21.637	1'37.960	217,7	17:07'25.557
10	26.035	23.133	27.301	21.763	1'38.232	217,7	17:09'03.789
11	26.017	<b>23.044</b>	27.535	24.867	1'41.463	<b>218,2</b>	17:10'45.252
12	30.853	28.528	55.302	28.474	2'23.157	101,2	17:13'08.409
13	32.631	30.852	43.445	22.234	2'09.162	150,6	17:15'17.571
14	26.121	23.104	27.364	21.729	1'38.318	<b>218,2</b>	17:16'55.889
15	26.168	23.061	27.325	21.625	1'38.179	217,7	17:18'34.068
16	<b>25.942</b>	23.500	27.280	21.909	1'38.631	217,3	17:20'12.699
17	26.602	23.153	27.587	21.744	1'39.086	<b>218,2</b>	17:21'51.785
18	26.101	23.119	27.305	21.828	1'38.353	<b>218,2</b>	17:23'30.138
19	26.254	23.080	27.736	21.748	1'38.818	217,3	17:25'08.956

Tempo di gara 32'40.349

23 M. MALUCELLI (1'36.829)							
Giro	Seg.1	Seg.2	Seg.3	Seg.4	T. Giro	km/h	Local Time
1		23.857	27.161	21.592	1'46.258	214,7	16:54'14.865
2	26.120	23.053	27.067	21.508	1'37.748	217,7	16:55'52.613
3	25.671	22.853	<b>26.916</b>	<b>21.389</b>	<b>1'36.829</b>	216,4	16:57'29.442
4	25.702	22.992	27.006	21.914	1'37.614	217,3	16:59'07.056
5	<b>25.656</b>	23.016	26.976	21.431	1'37.079	216,4	17:00'44.135
6	25.682	22.942	26.965	21.523	1'37.112	216,9	17:02'21.247
7	25.717	22.880	27.236	21.529	1'37.362	217,7	17:03'58.609
8	25.958	23.034	27.011	21.552	1'37.555	217,3	17:05'36.164
9	26.137	23.464	27.446	21.861	1'38.908	218,2	17:07'15.072
10	25.985	22.938	27.182	22.157	1'38.262	217,3	17:08'53.334
11	26.086	23.062	27.049	21.794	1'37.991	216,4	17:10'31.325
12	29.189	36.997	54.728	30.177	2'31.091	85,2	17:13'02.416
13	30.704	31.053	46.531	22.344	2'10.632	150,2	17:15'13.048
14	25.697	23.166	27.306	21.661	1'37.830	216,9	17:16'50.878
15	26.324	23.056	27.194	21.474	1'38.048	217,7	17:18'28.926
16	26.054	<b>22.842</b>	27.155	21.615	1'37.666	216,9	17:20'06.592
17	25.774	23.044	27.019	21.581	1'37.418	218,2	17:21'44.010

06/05/2023

P = Box In/Out - C = Tempo Invalidato

18	25.679	22.860	27.036	21.481	1'37.056	<b>218,6</b>	17:23'21.066
19	25.730	22.861	27.106	22.196	1'37.893	218,2	17:24'58.959

Tempo di gara 32'30.352

24 A. PAPANOPULOS (1'38.237)							
Giro	Seg.1	Seg.2	Seg.3	Seg.4	T. Giro	km/h	Local Time
1		24.092	28.223	22.145	1'52.148	216,4	16:54'20.755
2	26.979	23.576	27.652	22.147	1'40.354	216,0	16:56'01.109
3	26.406	23.219	27.634	21.791	1'39.050	214,7	16:57'40.159
4	26.097	23.189	27.622	21.751	1'38.659	215,6	16:59'18.818
5	26.083	23.159	27.395	<b>21.663</b>	1'38.300	216,0	17:00'57.118
6	26.243	23.114	27.362	21.771	1'38.490	216,4	17:02'35.608
7	26.315	23.026	27.344	21.815	1'38.500	<b>216,9</b>	17:04'14.108
8	26.703	23.934	27.338	22.002	1'39.977	216,4	17:05'54.085
9	26.266	23.308	27.482	21.969	1'39.025	<b>216,9</b>	17:07'33.110
10	26.411	23.305	27.425	22.800	1'39.941	216,4	17:09'13.051
11	26.464	23.029	28.547	24.679	1'42.719	213,4	17:10'55.770
12	29.284	26.662	53.811	28.938	2'18.695	85,8	17:13'14.465
13	32.396	30.812	42.139	24.381	2'09.728	170,9	17:15'24.193
14	26.215	22.973	27.280	22.007	1'38.475	<b>216,9</b>	17:17'02.668
15	<b>26.010</b>	23.005	28.175	21.922	1'39.112	213,0	17:18'41.780
16	26.043	<b>22.914</b>	27.340	21.940	<b>1'38.237</b>	216,0	17:20'20.017
17	26.145	23.277	27.403	21.737	1'38.562	216,4	17:21'58.579
18	26.208	23.120	27.447	21.713	1'38.488	<b>216,9</b>	17:23'37.067
19	26.312	23.189	<b>27.252</b>	21.731	1'38.484	<b>216,9</b>	17:25'15.551

Tempo di gara 32'46.944

25 L. TEN VOORDE (1'36.395)							
Giro	Seg.1	Seg.2	Seg.3	Seg.4	T. Giro	km/h	Local Time
1		23.107	27.309	21.414	1'42.391	213,0	16:54'10.998
2	25.395	22.866	27.090	21.454	1'36.805	213,4	16:55'47.803
3	25.433	22.857	27.028	21.357	1'36.675	214,3	16:57'24.478
4	<b>25.311</b>	22.771	27.024	21.332	1'36.438	214,3	16:59'00.916
5	25.354	22.751	27.022	<b>21.268</b>	<b>1'36.395</b>	214,3	17:00'37.311
6	25.410	22.851	27.033	21.433	1'36.727	214,3	17:02'14.038
7	25.519	22.814	26.987	21.521	1'36.841	215,6	17:03'50.879
8	25.371	22.802	26.980	21.503	1'36.656	214,3	17:05'27.535
9	25.392	22.916	27.061	21.486	1'36.855	215,1	17:07'04.390
10	25.367	22.794	27.015	21.391	1'36.567	214,3	17:08'40.957
11	25.544	<b>22.723</b>	27.162	21.446	1'36.875	215,1	17:10'17.832
12	37.615	35.539	55.467	28.308	2'36.929	97,6	17:12'54.761
13	33.589	29.756	48.890	22.637	2'14.872	125,4	17:15'09.633
14	25.661	22.941	27.062	21.618	1'37.282	214,7	17:16'46.915
15	25.688	22.826	26.987	21.576	1'37.077	214,3	17:18'23.992
16	25.560	22.878	27.012	21.314	1'36.764	215,1	17:20'00.756
17	25.468	22.833	<b>26.919</b>	21.348	1'36.568	<b>216,0</b>	17:21'37.324
18	25.542	22.908	<b>26.919</b>	21.381	1'36.750	214,7	17:23'14.074
19	25.724	22.834	27.136	21.654	1'37.348	215,6	17:24'51.422

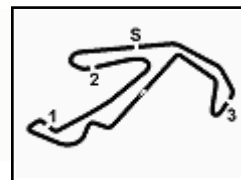
Tempo di gara 32'22.815

27 L. LAURINI (1'37.775)							
Giro	Seg.1	Seg.2	Seg.3	Seg.4	T. Giro	km/h	Local Time
1		23.929	27.513	22.034	1'47.883	216,0	16:54'16.490
2	<b>25.871</b>	23.153	<b>27.040</b>	21.711	<b>1'37.775</b>	216,0	16:55'54.265
3	26.103	<b>22.925</b>	27.177	21.626	1'37.831	215,6	16:57'32.096
4	26.858	23.180	27.190	21.762	1'38.990	216,9	16:59'11.086
5	26.212	23.070	27.254	21.725	1'38.261	216,0	17:00'49.347
6	26.596	23.627	27.289	21.451	1'38.963	216,9	17:02'28.310
7	26.260	23.032	27.300	<b>21.448</b>	1'38.040	216,4	17:04'06.350
8	26.093	23.040	27.289	21.533	1'37.955	216,9	17:05'44.305
9	26.174	23.030	27.302	21.489	1'37.995	216,4	17:07'22.300
10	26.184	22.941	27.212	21.601	1'37.938	216,4	17:09'00.238
11	26.144	23.123	27.550	22.698	1'39.515	216,4	17:10'39.753
12	27.692	34.543	54.758	29.163	2'26.156	106,6	17:13'05.909
13	31.984	30.237	45.101	21.917	2'09.239	136,4	17:15'15.148
14	26.222	23.060	27.315	21.662	1'38.259	216,0	17:16'53.407



ACI Racing Weekend Misano, 6-7 Maggio 2023

Porsche Carrera Cup Italia - Analisi Tempi Gara 1



Misano Circuit Sic 58.4.226 m

4 / 6

Start at 16:52'28.607

15	26.504	23.008	27.352	21.598	1'38.462	216,9	17:18'31.869	12	27.909	37.205	54.916	29.658	2'29.688	87,9	17:13'02.731
16	26.295	23.385	27.647	23.555	1'40.882	217,3	17:20'12.751	13	31.099	30.933	46.492	22.133	2'10.657	155,0	17:15'13.388
17	27.012	23.001	27.506	21.971	1'39.490	217,7	17:21'52.241	14	25.961	23.099	27.469	21.926	1'38.455	216,9	17:16'51.843
18	26.362	23.105	27.270	21.747	1'38.484	217,3	17:23'30.725	15	26.047	23.025	27.240	21.955	1'38.267	216,9	17:18'30.110
19	26.337	23.018	27.401	21.839	1'38.595	<b>218,2</b>	17:25'09.320	16	26.195	23.060	<b>26.960</b>	21.745	1'37.960	216,9	17:20'08.070

Tempo di gara 32'40.713

**28 G. AMATI (1'37.016)**

Giro	Seg.1	Seg.2	Seg.3	Seg.4	T. Giro	km/h	Local Time
1		23.389	27.298	21.745	1'45.436	215,1	16:54'14.043
2	25.760	<b>22.876</b>	27.119	21.536	1'37.291	<b>216,9</b>	16:55'51.334
3	25.808	22.887	27.248	21.518	1'37.461	215,6	16:57'28.795
4	25.601	23.116	27.073	21.447	1'37.237	216,0	16:59'06.032
5	<b>25.563</b>	22.930	27.147	21.376	<b>1'37.016</b>	<b>216,9</b>	17:00'43.048
6	25.655	22.912	27.154	21.411	1'37.132	216,4	17:02'20.180
7	25.777	23.362	27.189	21.465	1'37.793	<b>216,9</b>	17:03'57.973
8	25.726	23.046	27.157	21.529	1'37.458	<b>216,9</b>	17:05'35.431
9	25.925	23.735	27.088	21.480	1'38.228	215,6	17:07'13.659
10	25.627	23.064	27.199	21.397	1'37.287	215,6	17:08'50.946
11	25.627	23.099	27.246	22.359	1'38.331	215,6	17:10'29.277
12	29.971	35.852	55.651	28.833	2'30.307	91,3	17:12'59.584
13	31.691	30.330	47.831	22.341	2'12.193	131,1	17:15'11.777
14	26.319	23.514	27.334	21.668	1'38.835	216,0	17:16'50.612
15	26.317	23.138	27.084	21.440	1'37.979	<b>216,9</b>	17:18'28.591
16	25.949	22.961	27.220	21.584	1'37.714	<b>216,9</b>	17:20'06.305
17	25.794	22.898	<b>26.999</b>	<b>21.327</b>	1'37.018	216,4	17:21'43.323
18	25.640	22.935	27.218	21.449	1'37.242	216,0	17:23'20.565
19	25.776	22.950	27.355	22.199	1'38.280	<b>216,9</b>	17:24'58.845

Tempo di gara 32'30.238

**30 B. STRIGNANO (1'37.726)**

Giro	Seg.1	Seg.2	Seg.3	Seg.4	T. Giro	km/h	Local Time
1		24.373	27.627	22.120	1'49.425	215,1	16:54'18.032
2	26.341	23.097	27.184	<b>21.383</b>	1'38.005	216,9	16:55'56.037
3	25.984	23.019	27.175	21.548	<b>1'37.726</b>	217,7	16:57'33.763
4	26.253	23.081	27.340	21.468	1'38.142	217,3	16:59'11.905
5	26.285	23.114	27.238	21.951	1'38.588	216,9	17:00'50.493
6	26.251	23.441	27.229	21.586	1'38.507	216,4	17:02'29.000
7	26.214	23.008	27.166	21.484	1'37.872	217,3	17:04'06.872
8	<b>25.932</b>	23.157	27.370	21.458	1'37.917	215,1	17:05'44.789
9	26.128	23.062	27.350	21.726	1'38.266	217,3	17:07'23.055
10	26.148	22.972	27.202	21.647	1'37.969	217,7	17:09'01.024
11	25.973	22.983	27.386	23.342	1'39.684	<b>218,2</b>	17:10'40.708
12	27.666	34.368	55.149	28.928	2'26.111	95,7	17:13'06.819
13	31.571	30.594	44.791	22.018	2'08.974	126,0	17:15'15.793
14	26.111	23.098	27.291	21.532	1'38.032	216,9	17:16'53.825
15	26.478	23.108	27.302	21.601	1'38.489	<b>218,2</b>	17:18'32.314
16	26.275	23.190	27.655	22.449	1'39.569	<b>218,2</b>	17:20'11.883
17	26.694	<b>22.931</b>	<b>27.029</b>	21.479	1'38.133	216,9	17:21'50.016
18	26.170	22.975	27.328	21.753	1'38.226	216,4	17:23'28.242
19	26.144	23.074	27.170	22.056	1'38.444	216,4	17:25'06.686

Tempo di gara 32'38.079

**32 G. QUARESMINI (1'37.034)**

Giro	Seg.1	Seg.2	Seg.3	Seg.4	T. Giro	km/h	Local Time
1		23.360	27.465	21.643	1'45.644	216,0	16:54'14.251
2	26.019	22.826	27.133	21.687	1'37.665	216,4	16:55'51.916
3	<b>25.674</b>	22.968	27.069	21.515	1'37.226	216,9	16:57'29.142
4	25.783	22.841	27.141	21.609	1'37.374	217,3	16:59'06.516
5	25.693	22.862	27.006	21.473	<b>1'37.034</b>	216,9	17:00'43.550
6	25.744	22.943	26.977	<b>21.421</b>	1'37.085	216,9	17:02'20.635
7	25.945	23.061	27.130	21.640	1'37.776	217,7	17:03'58.411
8	25.946	22.811	27.112	21.563	1'37.432	217,3	17:05'35.843
9	26.170	23.434	27.589	21.713	1'38.906	<b>219,5</b>	17:07'14.749
10	26.145	22.946	27.111	22.268	1'38.470	217,3	17:08'53.219
11	26.548	23.331	27.061	22.884	1'39.824	217,7	17:10'33.043

**38 S. IAQUINTA (1'36.720)**

Giro	Seg.1	Seg.2	Seg.3	Seg.4	T. Giro	km/h	Local Time
1		23.419	27.219	21.717	1'44.963	213,9	16:54'13.570
2	25.740	22.988	27.144	21.612	1'37.484	215,6	16:55'51.054
3	25.781	22.805	27.063	21.403	1'37.052	215,6	16:57'28.106
4	25.995	22.889	27.026	21.413	1'37.323	215,6	16:59'05.429
5	25.669	22.937	27.133	21.501	1'37.240	214,7	17:00'42.669
6	25.616	22.753	27.045	21.390	1'36.804	215,1	17:02'19.473
7	25.930	23.213	27.075	21.357	1'37.575	215,1	17:03'57.048
8	<b>25.424</b>	23.002	27.474	21.463	1'37.363	214,3	17:05'34.411
9	25.510	22.830	27.130	21.330	1'36.800	214,3	17:07'11.211
10	25.757	22.913	27.001	21.335	1'37.006	214,3	17:08'48.217
11	25.594	22.857	27.207	21.691	1'37.349	215,1	17:10'25.566
12	32.362	35.710	55.385	28.765	2'32.222	99,5	17:12'57.788
13	32.507	29.933	48.191	22.665	2'13.296	146,5	17:15'11.084
14	26.313	23.536	27.133	21.630	1'38.612	214,7	17:16'49.696
15	25.650	22.828	27.054	21.305	1'36.837	215,6	17:18'26.533
16	25.426	22.907	26.992	21.572	1'36.897	215,6	17:20'03.430
17	25.542	<b>22.721</b>	26.996	21.855	1'37.114	<b>216,0</b>	17:21'40.544
18	25.880	22.774	27.076	<b>21.297</b>	1'37.027	215,1	17:23'17.571
19	25.590	22.806	<b>26.972</b>	<b>21.352</b>	<b>1'36.720</b>	215,6	17:24'54.291

Tempo di gara 32'25.684

**50 F. FENICI (1'38.360)**

Giro	Seg.1	Seg.2	Seg.3	Seg.4	T. Giro	km/h	Local Time
1		24.290	28.050	22.248	1'51.532	215,1	16:54'20.139
2	27.220	24.073	27.869	22.171	1'41.333	216,4	16:56'01.472
3	26.333	23.728	27.505	21.992	1'39.558	215,6	16:57'41.030
4	26.275	23.360	27.528	21.907	1'39.070	215,6	16:59'20.100
5	25.829	23.313	27.434	21.784	<b>1'38.360</b>	215,6	17:00'58.460
6	25.890	23.306	27.433	21.791	1'38.420	215,6	17:02'36.880
7	25.863	23.335	27.440	21.749	1'38.387	215,6	17:04'15.267
8	26.242	23.622	27.575	22.277	1'39.716	216,4	17:05'54.983
9	26.198	23.393	27.514	<b>21.735</b>	1'38.840	216,4	17:07'33.823
10	26.070	23.920	27.623	22.129	1'39.742	216,4	17:09'13.565
11	26.327	23.408	29.114	24.610	1'43.459	216,4	17:10'57.024
12	28.789	26.581	54.381	28.076	2'17.827	105,8	17:13'14.851
13	32.967	30.345	42.113	24.490	2'09.915	192,9	17:15'24.766
14	26.719	23.805	<b>27.371</b>	21.751	1'39.646	<b>217,3</b>	17:17'04.412
15	<b>25.747</b>	23.454	27.392	21.791	1'38.384	215,6	17:18'42.796
16	26.096	23.373	27.520	21.916	1'38.905	216,9	17:20'21.701
17	26.048	<b>23.273</b>	27.394	21.862	1'38.577	216,0	17:22'00.278
18	26.009	23.466	27.413	21.815	1'38.703	216,4	17:23'38.981
19	26.106	23.465	27.783	22.049	1'39.403	216,0	17:25'18.384

Tempo di gara 32'49.777

**51 P. GNEMMI (1'38.472)**

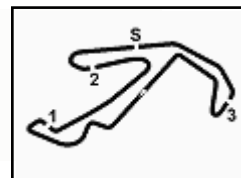
Giro	Seg.1	Seg.2	Seg.3	Seg.4	T. Giro	km/h	Local Time
1		24.270	28.190	22.622	1'53.034	216,9	16:54'21.641
2	26.560	23.644	27.880	22.083	1'40.167	217,7	16:56'01.808
3	26.511	23.465	27.591	22.028	1'39.595	<b>218,2</b>	16:57'41.403
4	26.225	23.308	27.699	21.951	1'39.183	217,3	16:59'20.586
5	26.143	23.109	<b>27.361</b>	21.859	<b>1'38.472</b>	217,3	17:00'59.058
6	26.400	23.153	27.480	21.980	1'39.013	216,0	17:02'38.071
7	26.218	23.252	27.544	<b>21.630</b>	1'38.644	216,4	17:04'16.715
8	<b>26.012</b>	23.126	27.710	22.186	1'39.034	216,4	17:05'55.749

06/05/2023

P = Box In/Out - C = Tempo Invalidato

ACI Racing Weekend Misano, 6-7 Maggio 2023

Porsche Carrera Cup Italia - Analisi Tempi Gara 1



Misano Circuit Sic 58 4.226 m

Start at 16:52'28.607

5 / 6

9	26.952	23.178	27.768	21.940	1'39.838	216,0	17:07'35.587	6	26.683	24.160	28.244	22.190	1'41.277	216,0	17:02'48.409
10	26.230	23.232	27.386	21.889	1'38.737	216,4	17:09'14.324	7	<b>26.411</b>	23.631	27.667	<b>21.858</b>	1'39.567	215,6	17:04'27.976
11	26.364	23.259	29.682	24.179	1'43.484	216,9	17:10'57.808	8	26.487	<b>23.227</b>	27.644	22.055	<b>1'39.413</b>	<b>216,4</b>	17:06'07.389
12	29.226	26.273	54.632	27.725	2'17.856	98,8	17:13'15.664	9			28.298	22.128	1'51.528	212,2	17:07'58.917
13	32.999	30.154	42.002	24.263	2'09.418	183,7	17:15'25.082	10	26.568	23.576	27.761	22.087	1'39.992	213,4	17:09'38.909
14	27.402	23.395	27.538	22.061	1'40.396	217,3	17:17'05.478	11	26.702	23.734	29.174	23.231	1'42.841	211,4	17:11'21.750
15	26.786	23.378	27.580	21.892	1'39.636	217,3	17:18'45.114	12	27.284	24.287	43.046	25.319	1'59.936	215,1	17:13'21.686
16	26.171	<b>22.922</b>	27.501	22.017	1'38.611	217,3	17:20'23.725	13	33.173	29.438	42.857	22.864	2'08.332	172,5	17:15'30.018
17	26.148	23.114	27.519	22.125	1'38.906	216,4	17:22'02.631	14	27.003	42.200	29.173	22.936	2'01.312	210,9	17:17'31.330
18	26.658	23.314	27.504	21.841	1'39.317	217,3	17:23'41.948	15	26.585	23.882	27.808	22.367	1'40.642	213,9	17:19'11.972
19	26.407	23.203	27.774	22.470	1'39.854	216,4	17:25'21.802	16	26.613	23.686	28.097	22.022	1'40.418	213,9	17:20'52.390

Tempo di gara 32'53.195

52 A. DE AMICIS (1'38.023)

Giro	Seg.1	Seg.2	Seg.3	Seg.4	T. Giro	km/h	Local Time
1		24.316	27.923	22.124	1'51.049	215,6	16:54'19.656
2	26.265	23.420	27.716	21.960	1'39.361	216,0	16:55'59.017
3	26.238	23.308	27.622	21.744	1'38.912	217,3	16:57'37.929
4	26.243	23.208	27.393	21.694	1'38.538	216,4	16:59'16.467
5	26.261	23.126	27.378	21.583	1'38.348	216,0	17:00'54.815
6	25.987	23.225	27.301	<b>21.510</b>	<b>1'38.023</b>	216,4	17:02'32.838
7	25.947	23.235	27.294	21.643	1'38.119	216,4	17:04'10.957
8	25.996	<b>23.045</b>	27.498	21.548	1'38.087	216,9	17:05'49.044
9	26.111	23.217	<b>27.243</b>	21.732	1'38.303	216,9	17:07'27.347
10	26.118	23.251	27.326	21.642	1'38.337	215,6	17:09'05.684
11	<b>25.845</b>	23.123	27.601	25.457	1'42.026	216,9	17:10'47.710
12	29.074	28.836	55.628	28.330	2'21.868	87,8	17:13'09.578
13	32.024	31.557	42.702	22.239	2'08.522	155,0	17:15'18.100
14	26.309	23.192	27.359	21.613	1'38.473	216,4	17:16'56.573
15	26.303	23.064	27.303	21.770	1'38.440	216,9	17:18'35.013
16	25.991	23.253	27.576	21.916	1'38.736	217,3	17:20'13.749
17	26.696	23.441	27.329	21.830	1'39.296	218,2	17:21'53.045
18	26.407	23.549	27.646	22.109	1'39.711	<b>219,1</b>	17:23'32.756
19	26.077	23.443	27.475	21.818	1'38.813	218,2	17:25'11.569

Tempo di gara 32'42.962

55 C. SCANZI (1'38.812)

Giro	Seg.1	Seg.2	Seg.3	Seg.4	T. Giro	km/h	Local Time
1		24.337	28.620	22.195	1'54.456	212,6	16:54'23.063
2	26.856	23.506	28.148	22.308	1'40.818	213,9	16:56'03.881
3	26.549	25.190	28.110	22.044	1'41.893	213,4	16:57'45.774
4	26.353	23.185	27.752	22.191	1'39.481	214,3	16:59'25.255
5	27.126	23.331	27.783	21.891	1'40.131	214,3	17:01'05.386
6	26.398	23.285	27.632	21.866	1'39.181	214,7	17:02'44.567
7	26.474	23.160	27.619	21.831	1'39.084	215,6	17:04'23.651
8	<b>26.197</b>	23.209	27.686	<b>21.720</b>	<b>1'38.812</b>	215,6	17:06'02.463
9	27.035	23.378	27.869	34.415	1'52.697P	214,3	17:07'55.160
10	42.552	23.687	28.011	22.095	1'56.345P	213,4	17:09'51.505
11	27.023	24.575	29.683	22.767	1'44.048	210,9	17:11'35.553
12	27.414	23.761	30.597	24.876	1'46.648	212,6	17:13'22.201
13	33.934	29.720	42.307	22.989	2'08.950	183,7	17:15'31.151
14	27.312	23.699	<b>27.582</b>	21.722	1'40.315	215,6	17:17'11.466
15	26.546	23.122	27.844	22.859	1'40.371	215,6	17:18'51.837
16	26.441	23.210	27.623	22.178	1'39.452	<b>216,4</b>	17:20'31.289
17	26.816	23.260	27.763	22.650	1'40.489	215,6	17:22'11.778
18	26.797	23.134			1'41.895	216,0	17:23'53.673
19	26.973	<b>22.971</b>	30.652	22.794	1'43.390	215,1	17:25'37.063

Tempo di gara 33'08.456

60 M. GALASSI (1'39.413)

Giro	Seg.1	Seg.2	Seg.3	Seg.4	T. Giro	km/h	Local Time
1		24.756	28.999	22.818	1'57.548	213,4	16:54'26.155
2	26.985	24.064	27.853	22.437	1'41.339	215,1	16:56'07.494
3	26.484	23.879	27.732	22.014	1'40.109	216,0	16:57'47.603
4	26.871	23.249	27.625	22.062	1'39.807	213,4	16:59'27.410
5	26.585	23.507	<b>27.523</b>	22.107	1'39.722	215,1	17:01'07.132

64 L. SELVA (1'39.205)

Giro	Seg.1	Seg.2	Seg.3	Seg.4	T. Giro	km/h	Local Time
1		24.940	28.805	22.772	1'56.677	213,9	16:54'25.284
2	26.890	24.542	27.880	22.333	1'41.645	214,3	16:56'06.929
3	26.665	23.432	27.561	22.721	1'40.379	215,6	16:57'47.308
4	26.691	<b>23.092</b>	27.630	22.346	1'39.759	<b>217,7</b>	16:59'27.067
5	26.543	23.301	27.615	22.249	1'39.708	216,4	17:01'06.775
6	26.553	23.699	<b>27.370</b>	22.233	1'39.855	215,1	17:02'46.630
7	26.586	23.266	27.503	<b>21.899</b>	1'39.254	215,6	17:04'25.884
8	<b>26.309</b>	23.450	27.460	21.986	<b>1'39.205</b>	214,3	17:06'05.089
9	26.499	23.273	27.637	22.098	1'39.507	215,1	17:07'44.596
10	26.370	23.363	27.630	22.108	1'39.471	215,6	17:09'24.067
11	26.547	23.453	29.382	22.853	1'42.235	214,3	17:11'06.302
12	27.441	24.110	53.909	26.525	2'11.985	111,3	17:13'18.287
13	33.174	30.310	42.076	22.819	2'08.379	190,1	17:15'26.666
14	27.483	23.647	27.735	22.115	1'40.980	216,0	17:17'07.646
15	26.514	23.443	27.886	22.357	1'40.200	216,0	17:18'47.846
16	26.432	23.341	27.634	22.381	1'39.788	215,1	17:20'27.634
17	26.419	23.329	27.612	22.074	1'39.434	216,0	17:22'07.068
18	26.651	23.499	27.719	22.348	1'40.217	215,6	17:23'47.285
19	26.750	23.623	28.250	22.333	1'40.956	214,7	17:25'28.241

Tempo di gara 32'59.634 + 5.000Pen

67 A. DE GIACOMI (1'38.095)

Giro	Seg.1	Seg.2	Seg.3	Seg.4	T. Giro	km/h	Local Time
1		23.978	28.253	22.179	1'51.785	216,0	16:54'20.392
2	26.718	23.705	27.478	21.997	1'39.898	215,6	16:56'00.290
3	26.193	23.295	27.392	21.981	1'38.861	215,6	16:57'39.151
4	26.196	23.220	27.275	21.756	1'38.447	216,0	16:59'17.598
5	26.448	23.219	27.341	21.761	1'38.769	215,1	17:00'56.367
6	26.214	23.249	27.408	21.711	1'38.582	216,0	17:02'34.949
7	26.151	23.318	27.434	21.964	1'38.867	215,6	17:04'13.816
8	26.849	23.511	27.466	21.900	1'39.726	215,6	17:05'53.542
9	26.379	23.325	27.355	22.048	1'39.107	216,0	17:07'32.649
10	26.331	23.105	27.427	21.736	1'38.599	215,1	17:09'11.248
11	26.212	23.101	28.253	23.681	1'41.247	215,1	17:10'52.495
12	29.275	27.861	53.456	29.452	2'20.044	86,2	17:13'12.539
13	32.082	29.959	42.711	21.979	2'06.731	137,4	17:15'19.270
14	26.160	23.299	27.246	<b>21.584</b>	1'38.289	216,4	17:16'57.559
15	<b>26.073</b>	<b>23.036</b>	<b>27.217</b>	21.769	<b>1'38.095</b>	217,3	17:18'35.654
16	26.098	23.154	27.445	21.861	1'38.558	<b>217,7</b>	17:20'14.212
17	26.684	24.079	27.362	21.779	1'39.904	216,9	17:21'54.116
18	26.946	23.093	27.260	21.863	1'39.162	217,3	17:23'33.278
19	26.523	23.275	27.614	21.670	1'39.082	209,7	17:25'12.360

Tempo di gara 32'43.753

69 M. MONTAGNESE (1'39.236)

Giro	Seg.1	Seg.2	Seg.3	Seg.4	T. Giro	km/h	Local Time
1		24.428	28.614	22.387	1'55.057	213,4	16:54'23.664
2	26.718	23.508	27.979	22.343	1'40.548	214,7	16:56'04.212

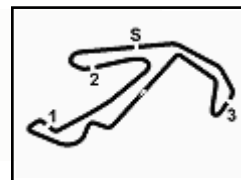
06/05/2023

P = Box In/Out - C = Tempo Invalidato



ACI Racing Weekend Misano, 6-7 Maggio 2023

Porsche Carrera Cup Italia - Analisi Tempi Gara 1



Misano Circuit Sic 58 4.226 m

Start at 16:52'28.607

6 / 6

3	26.699	32.991			1'50.607	214,3	16:57'54.819	4	26.425	23.725	27.695	22.419	1'40.264	215,6	16:59'26.639
4	26.616	23.261	27.975	21.786	1'39.638	212,2	16:59'34.457	5	26.521	23.282	27.582	22.436	1'39.821	216,0	17:01'06.460
5	26.555	23.356	27.546	21.993	1'39.450	214,3	17:01'13.907	6	<b>26.409</b>	24.459	27.631	22.175	1'40.674	<b>216,9</b>	17:02'47.134
6	26.322	<b>23.255</b>	27.601	22.131	1'39.309	214,7	17:02'53.216	7	26.540	23.531	27.667	<b>21.875</b>	1'39.613	216,4	17:04'26.747
7	26.762	23.304	27.551	22.206	1'39.823	214,7	17:04'33.039	8	26.464	<b>23.203</b>	27.684	21.984	<b>1'39.335</b>	216,4	17:06'06.082
8	26.620	23.438	27.586	22.184	1'39.828	213,4	17:06'12.867	9	26.495	23.312	27.711	22.026	1'39.544	216,4	17:07'45.626
9	<b>26.231</b>	23.554	27.544	21.907	<b>1'39.236</b>	214,3	17:07'52.103	10	26.509	23.205	27.644	22.221	1'39.579	215,6	17:09'25.205
10	26.462	23.331	27.670	22.007	1'39.470	214,3	17:09'31.573	11	33.700	23.786	29.037	23.250	1'49.773	210,5	17:11'14.978
11	26.958	23.651	28.812	22.355	1'41.776	212,6	17:11'13.349	12	27.930	24.744	46.238	25.635	2'04.547	181,8	17:13'19.525
12	28.343	24.055	46.998	26.012	2'05.408	153,4	17:13'18.757	13	33.146	30.105	42.765	22.798	2'08.814	168,5	17:15'28.339
13	<b>33.228</b>	30.241	42.486	22.708	2'08.663	181,5	17:15'27.420	14	27.329	23.661	27.859	22.153	1'41.002	215,6	17:17'09.341
14	27.021	23.704	27.786	22.037	1'40.548	<b>215,1</b>	17:17'07.968	15	27.491	23.513	27.818	22.410	1'41.232	216,4	17:18'50.573
15	26.816	23.422	27.978	21.975	1'40.191	214,3	17:18'48.159	16	27.050	23.391	27.644	22.245	1'40.330	216,0	17:20'30.903
16	26.922	23.458	<b>27.442</b>	21.892	1'39.714	<b>215,1</b>	17:20'27.873	17	26.545	23.437	<b>27.489</b>	22.240	1'39.711	216,4	17:22'10.614
17	27.020	23.676	27.481	<b>21.723</b>	1'39.900	213,9	17:22'07.773	18	26.684	23.468	27.800	22.396	1'40.348	216,4	17:23'50.962
								Tempo di gara 29'39.166							
								Tempo di gara 33'04.106							

**70 G. GIORGI (1'38.831)**

Giro	Seg.1	Seg.2	Seg.3	Seg.4	T. Giro	km/h	Local Time								
1		24.086	28.245	22.475	1'53.223	214,3	16:54'21.830								
2	26.831	23.543	27.930	22.094	1'40.398	215,1	16:56'02.228								
3	26.621	23.395	27.946	21.920	1'39.882	213,9	16:57'42.110								
4	26.461	23.111	27.754	21.928	1'39.254	215,1	16:59'21.364								
5	26.330	23.214	<b>27.463</b>	21.863	1'38.870	215,6	17:01'00.234								
6	26.351	23.552	27.692	22.830	1'40.425	214,7	17:02'40.659								
7	28.014	23.524	27.482	22.005	1'41.025	215,6	17:04'21.684								
8	26.354	23.131	27.660	21.800	1'38.945	214,7	17:06'00.629								
9	26.549	23.110	27.672	22.103	1'39.434	214,3	17:07'40.063								
10	26.875	23.167	27.785	21.952	1'39.779	213,9	17:09'19.842								
11	26.304	23.360	29.597	23.074	1'42.335	214,3	17:11'02.177								
12	27.644	25.548	55.021	26.875	2'15.088	94,4	17:13'17.265								
13	33.162	30.070	42.424	22.983	2'08.639	189,1	17:15'25.904								
14	27.437	23.473	27.670	<b>21.796</b>	1'40.376	216,0	17:17'06.280								
15	26.471	23.286	27.823	21.881	1'39.461	216,0	17:18'45.741								
16	<b>26.104</b>	23.167	27.669	21.891	<b>1'38.831</b>	<b>216,4</b>	17:20'24.572								
17	26.449	<b>23.071</b>	27.739	22.031	1'39.290	214,7	17:22'03.862								
18	26.390	23.110	27.628	21.849	1'38.977	216,0	17:23'42.839								
19	26.433	23.160	27.945	22.077	1'39.615	214,3	17:25'22.454								
								Tempo di gara 32'53.847							

**77 A. LEVY (1'41.794)**

Giro	Seg.1	Seg.2	Seg.3	Seg.4	T. Giro	km/h	Local Time								
1		24.906	29.146	23.482	1'59.697	210,1	16:54'28.304								
2	29.066	24.460	28.889	23.229	1'45.644	211,4	16:56'13.948								
3	27.903	24.366	29.394	23.300	1'44.963	210,1	16:57'58.911								
4	28.026	24.192	29.114	23.242	1'44.574	211,4	16:59'43.485								
5	27.479	24.471	28.894	23.219	1'44.063	211,8	17:01'27.548								
6	27.443	24.000	28.711	23.059	1'43.213	211,4	17:03'10.761								
7	27.605	24.685	29.768	39.524	2'01.582P	210,9	17:05'12.343								
8	49.959	26.772	28.645	22.894	2'08.270P	211,8	17:07'20.613								
9	28.982	25.995	30.002	23.195	1'48.174	179,7	17:09'08.787								
10	27.136	24.128	29.961	24.922	1'46.147	208,9	17:10'54.934								
11	28.857	27.004	53.444	29.189	2'18.494	82,9	17:13'13.428								
12	32.713	30.332	42.469	1'39.683	3'25.197P	162,4	17:16'38.625								
13	48.952	26.469	33.134	26.147	2'14.702P	197,4	17:18'53.327								
14	29.070	24.382	29.204	23.021	1'45.677	211,4	17:20'39.004								
15	27.131	23.964	<b>28.197</b>	<b>22.502</b>	<b>1'41.794</b>	212,2	17:22'20.798								
16	27.402	24.370	29.063	22.777	1'43.612	<b>212,6</b>	17:24'04.410								
17	<b>26.938</b>	<b>23.837</b>	28.542	23.049	1'42.366	212,2	17:25'46.776								
								Tempo di gara 33'18.169							

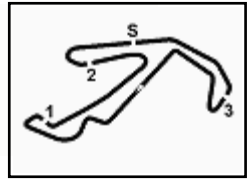
**79 J. ZELGER (1'39.335)**

Giro	Seg.1	Seg.2	Seg.3	Seg.4	T. Giro	km/h	Local Time
1		24.838	28.863	22.681	1'57.089	214,3	16:54'25.696
2	27.064	23.606	27.804	22.234	1'40.708	214,3	16:56'06.404
3	26.522	23.458	27.711	22.280	1'39.971	216,0	16:57'46.375

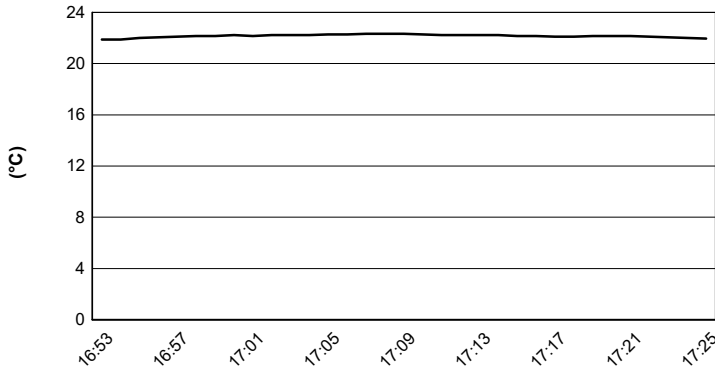
06/05/2023

P = Box In/Out - C = Tempo Invalidato

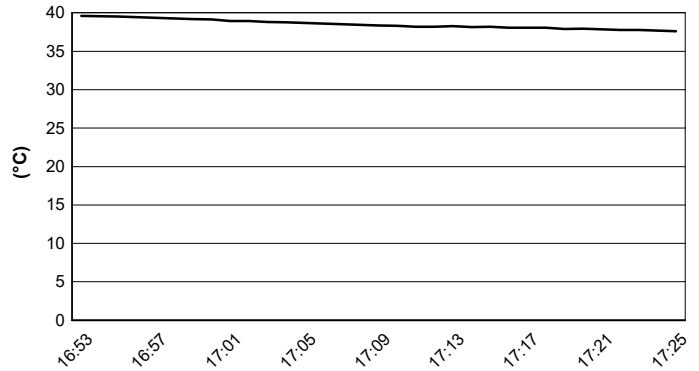




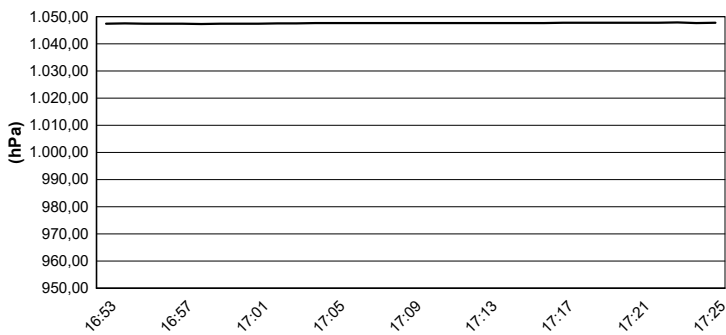
Air Temperature



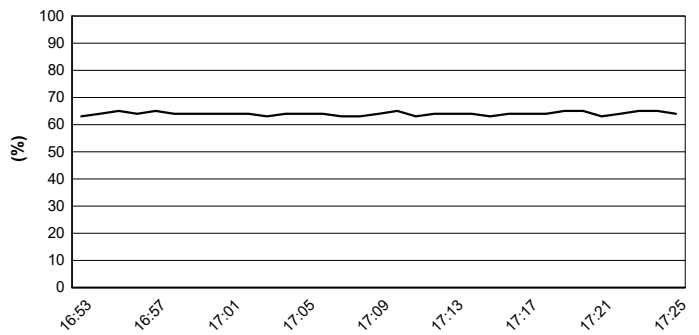
Track Temperature



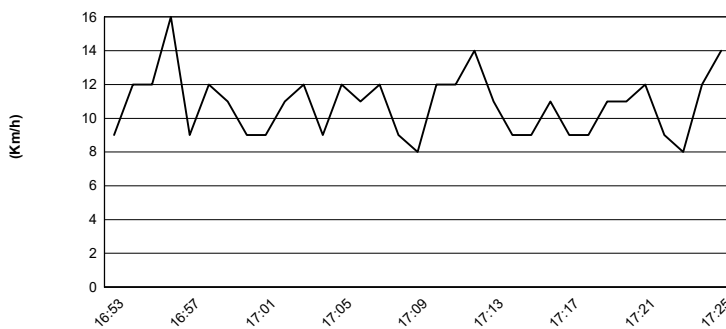
Air Pressure



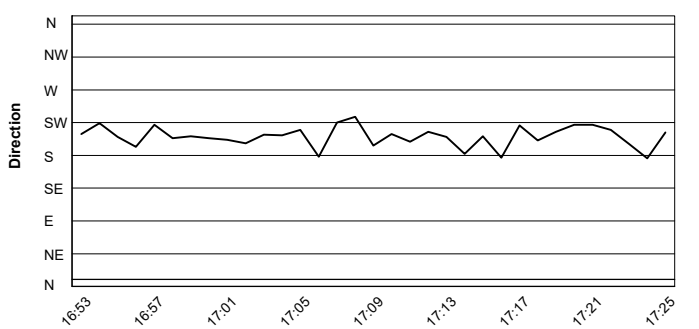
Humidity



Wind Speed

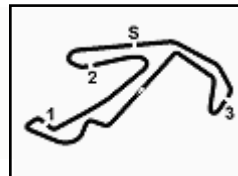


Wind Direction



06/05/2023





**ACI Racing Weekend Misano, 6-7 Maggio 2023**

**Porsche Carrera Cup Italia - Griglia di Partenza - Gara 1 (Durata: 30' +1 Giro)**

Misano Circuit Sic 58 4.226 m

60	<b>GALASSI M.</b> Team Malucelli	Porsche 1'38.482	77	<b>LEVY A.</b> Raptor Engineering	Porsche 1'40.344	18
64	<b>SELVA L.</b> Ghinzani Arco Motorsport	Porsche 1'38.280	79	<b>ZELGER J.</b> Tsunami RT	Porsche 1'38.424	17
85	<b>ROVIDA M.</b> The Driving Experiences	Porsche 1'37.840	89	<b>HAN H.</b> AB Racing	Porsche 1'37.909	16
55	<b>SCANZI C.</b> Ghinzani Arco Motorsport	Porsche 1'37.470	69	<b>MONTAGNESE M.</b> Team Malucelli	Porsche 1'37.768	15
70	<b>GIORGI G.</b> Bedriver	Porsche 1'37.231	51	<b>GNEMMI P.</b> Ebimotors	Porsche 1'37.267	14
50	<b>FENICI F.</b> AB Racing	Porsche 1'37.138	67	<b>DE GIACOMI A.</b> Tsunami RT	Porsche 1'37.217	13
24	<b>PAPADOPULOS A.</b> Tsunami RT	Porsche 1'37.099	6	<b>GUIRRERI G.</b> Raptor Engineering	Porsche 1'37.101	12
22	<b>SLUTSKII A.</b> Target Competition	Porsche 1'36.368	52	<b>DE AMICIS A.</b> Ebimotors	Porsche 1'36.777	11
30	<b>STRIGNANO B.</b> Scuderia Villorba Corse	Porsche 1'36.218	2	<b>SLUTSKII Z.</b> Target Competition	Porsche 1'36.337	10
12	<b>LING K.</b> Ombra Racing	Porsche 1'36.135	9	<b>FONTANA A.</b> Ebimotors	Porsche 1'36.142	9
27	<b>LAURINI L.</b> Dinamic Motorsport	Porsche 1'36.037	17	<b>FULGENZI E.</b> EF Group	Porsche 1'36.113	8
10	<b>ARMANNI P.</b> Ombra Racing	Porsche 1'36.005	8	<b>LORENZO J.</b> Team Q8 Hi-Perform	Porsche 1'36.037	7
15	<b>FESTANTE A.</b> Dinamic Motorsport	Porsche 1'35.807	11	<b>CAGLIONI L.</b> Ombra Racing	Porsche 1'35.875	6
32	<b>QUARESMINI G.</b> Dinamic Motorsport	Porsche 1'35.625	23	<b>MALUCELLI M.</b> Team Malucelli	Porsche 1'35.785	5
38	<b>IAQUINTA S.</b> Ghinzani Arco Motorsport	Porsche 1'35.461	28	<b>AMATI G.</b> Dinamic Motorsport	Porsche 1'35.526	4
3	<b>CERQUI A.</b> Bedriver	Porsche 1'35.330	7	<b>FERRARI L.</b> Raptor Engineering	Porsche 1'35.375	3
21	<b>BERTONELLI D.</b> Bonaldi Motorsport	Porsche 1'35.217	14	<b>AGOSTINI R.</b> Scuderia Villorba Corse	Porsche 1'35.241	2
			25	<b>TEN VOORDE L.</b> EF Group	Porsche 1'35.104	1

