

ACI Racing Weekend Imola, 28-29 Ottobre 2023

Porsche Carrera Cup Italia - Classifica Prove Libere

Imola Circuit 4.909 m

1 / 3

Num.	Conduttore	Naz	Concorrente	Team	Auto	Classe	Tempo	Dist.	Rel.	Giri
1	25 TEN VOORDE Larry	NLD	Enrico Fulgenzi Racing	Enrico Fulgenzi Racing	Porsche 911 GT3 CUP 992		1'44.760			21
2	26 KLEIN Marvin	FRA	Target Competition	Target Competition	Porsche 911 GT3 CUP 992		1'44.974	0.214	0.214	23
3	38 IAQUINTA Simone	ITA	Ghinzani Arco Motorsport	Ghinzani Arco Motorsport	Porsche 911 GT3 CUP 992		1'45.023	0.263	0.049	22
4	15 FESTANTE Aldo	ITA	Dinamic Motorsport	Dinamic Motorsport	Porsche 911 GT3 CUP 992		1'45.031	0.271	0.008	25
5	22 SLUTSKII Artem	ISR	Target Competition	Target Competition	Porsche 911 GT3 CUP 992		1'45.245	0.485	0.214	23
6	21 BERTONELLI Diego	ITA	Bonaldi Motorsport	Bonaldi Motorsport	Porsche 911 GT3 CUP 992		1'45.321	0.561	0.076	22
7	10 ARMANNI Pietro	ITA	Ombra Racing	Ombra Racing	Porsche 911 GT3 CUP 992		1'45.463	0.703	0.142	25
8	7 FREYMUTH Sebastian	DEU	Raptor Engineering	Raptor Engineering	Porsche 911 GT3 CUP 992		1'45.465	0.705	0.002	23
9	17 FULGENZI Enrico	ITA	Enrico Fulgenzi Racing	Enrico Fulgenzi Racing	Porsche 911 GT3 CUP 992		1'45.500	0.740	0.035	24
10	23 MALUCELLI Matteo	ITA	Team Malucelli	Team Malucelli	Porsche 911 GT3 CUP 992		1'45.515	0.755	0.015	22
11	11 CAGLIONI Leonardo	ITA	Ombra Racing	Ombra Racing	Porsche 911 GT3 CUP 992		1'45.545	0.785	0.030	26
12	2 SLUTSKII Zakhar	ISR	Target Competition	Target Competition	Porsche 911 GT3 CUP 992		1'45.560	0.800	0.015	19
13	14 AGOSTINO Riccardo	ITA	Scuderia Villorba Corse	Scuderia Villorba Corse	Porsche 911 GT3 CUP 992		1'45.597	0.837	0.037	23
14	30 STRIGNANO Benedetto	ITA	Scuderia Villorba Corse	Scuderia Villorba Corse	Porsche 911 GT3 CUP 992		1'45.652	0.892	0.055	23
15	8 LORENZO Jorge	ESP	Ghinzani Arco Motorsport	Team Q8 Hi-Perform	Porsche 911 GT3 CUP 992		1'45.749	0.989	0.097	24
16	32 QUARESMINI Gianmarco	ITA	Dinamic Motorsport	Dinamic Motorsport	Porsche 911 GT3 CUP 992		1'45.898	1.138	0.149	22
17	28 AMATI Giorgio	ITA	Dinamic Motorsport	Dinamic Motorsport	Porsche 911 GT3 CUP 992		1'46.114	1.354	0.216	13
18	3 CERQUII Alberto	ITA	Bedriver	Bedriver	Porsche 911 GT3 CUP 992		1'46.178	1.418	0.064	18
19	16 LEVI Ariel	ISR	The Driving Experiences	The Driving Experiences	Porsche 911 GT3 CUP 992		1'46.482	1.722	0.304	14
20	12 IMPERATO Anthony	USA	Ombra Racing	Ombra Racing	Porsche 911 GT3 CUP 992		1'46.636	1.876	0.154	27
21	70 GIORGI Gianluca	ITA	Bedriver	Bedriver	Porsche 911 GT3 CUP 992	MC	1'46.667	1.907	0.031	23
22	27 BRASCHI Francesco	ITA	Dinamic Motorsport	Dinamic Motorsport	Porsche 911 GT3 CUP 992		1'46.880	2.120	0.213	23
23	9 FONTANA Andrea	ITA	Ebimotors	Ebimotors	Porsche 911 GT3 CUP 992		1'46.958	2.198	0.078	23
24	67 DE GIACOMI Alex	ITA	Tsunami RT	Tsunami RT	Porsche 911 GT3 CUP 992	MC	1'47.181	2.421	0.223	23
25	52 DE AMICIS Alberto	ITA	Ebimotors	Ebimotors	Porsche 911 GT3 CUP 992	MC	1'47.416	2.656	0.235	21
26	33 FELBERMAYR Horst Felix	AUT	The Driving Experiences	The Driving Experiences	Porsche 911 GT3 CUP 992		1'47.800	3.040	0.384	15
27	6 GUIRRERI Giuseppe	ITA	Raptor Engineering	Raptor Engineering	Porsche 911 GT3 CUP 992		1'47.821	3.061	0.021	22
28	51 GNEMMI Paolo	ITA	Ebimotors	Ebimotors	Porsche 911 GT3 CUP 992	MC	1'47.850	3.090	0.029	20
29	55 SCANZI Carlo	ITA	Ghinzani Arco Motorsport	Ghinzani Arco Motorsport	Porsche 911 GT3 CUP 992	MC	1'47.961	3.201	0.111	26
30	50 FENICI Francesco Maria	ITA	AB Racing	AB Racing	Porsche 911 GT3 CUP 992	MC	1'47.974	3.214	0.013	24
31	69 MONTAGNESE Massimiliano	ITA	Team Malucelli	Team Malucelli	Porsche 911 GT3 CUP 992	MC	1'48.494	3.734	0.520	22
32	24 PAPADOPULOS Alexandre	USA	Tsunami RT	Tsunami RT	Porsche 911 GT3 CUP 992		1'48.552	3.792	0.058	20
33	64 SELVA Livio	ITA	Ghinzani Arco Motorsport	Ghinzani Arco Motorsport	Porsche 911 GT3 CUP 992	MC	1'48.917	4.157	0.365	24
34	60 GALASSI Marco	SMR	Team Malucelli	Team Malucelli	Porsche 911 GT3 CUP 992	MC	1'49.152	4.392	0.235	24
35	89 HAN Huilin	CHN	AB Racing	AB Racing	Porsche 911 GT3 CUP 992	MC	1'49.446	4.686	0.294	23
36	66 VENEROSI PESCIOLINI Paolo	ITA	Ebimotors	Ebimotors	Porsche 911 GT3 CUP 992	MC	1'49.949	5.189	0.503	27
37	79 ZELGER Johannes	ITA	Tsunami RT	Tsunami RT	Porsche 911 GT3 CUP 992	MC				1

Umidità	47%	ARIA	23°C
Condizioni	DRY	Pista	26°C

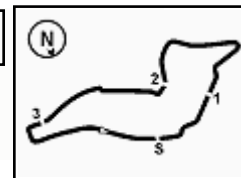
Direttore di Gara : Massimiliano Ghinassi

27/10/2023 Inizio 14:30 Fine 15:31

Esposta alle:

Powered by FICr PERUGIA TIMING





ACI Racing Weekend Imola, 28-29 Ottobre 2023

Porsche Carrera Cup Italia - Classifica Prove Libere

Penalty and Infringement

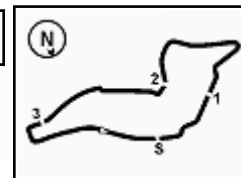
14.36	2	Z. SLUTSKII	Time Deleted (1'48.679) - Exceeded Track Limits - Turn 15
14.36	24	A. PAPADOPULOS	Time Deleted (1'54.379) - Exceeded Track Limits - Turn 10
14.38	21	D. BERTONELLI	Time Deleted (1'55.066) - Exceeded Track Limits - Turn 10
14.39	11	L. CAGLIONI	Time Deleted (1'48.656) - Exceeded Track Limits - Turn 10
14.39	28	G. AMATI	Time Deleted (1'48.482) - Exceeded Track Limits - Turn 14
14.40	25	L. TEN VOORDE	Time Deleted (1'50.477) - Exceeded Track Limits - Turn 10
14.40	21	D. BERTONELLI	Time Deleted (1'47.850) - Exceeded Track Limits - Turn 10
14.40	30	B. STRIGNANO	Time Deleted (1'49.335) - Exceeded Track Limits - Turn 10
14.40	33	H. FELBERMAYR	Time Deleted (1'52.568) - Exceeded Track Limits - Turn 10
14.40	14	R. AGOSTINI	Time Deleted (1'49.113) - Exceeded Track Limits - Turn 10
14.42	26	M. KLEIN	Time Deleted (1'46.972) - Exceeded Track Limits - Turn 10
14.42	25	L. TEN VOORDE	Time Deleted (1'46.198) - Exceeded Track Limits - Turn 10
14.42	17	E. FULGENZI	Time Deleted (1'49.900) - Exceeded Track Limits - Turn 10
14.42	15	A. FESTANTE	Time Deleted (1'47.175) - Exceeded Track Limits - Turn 10
14.42	33	H. FELBERMAYR	Time Deleted (1'52.568) - Exceeded Track Limits - Turn 10
14.42	26	M. KLEIN	Time Deleted (1'46.972) - Exceeded Track Limits - Turn 10
14.43	70	G. GIORGI	Time Deleted (1'51.343) - Exceeded Track Limits - Turn 10
14.44	8	G. AMATI	Time Deleted (1'46.390) - Exceeded Track Limits - Turn 14
14.46	2	Z. SLUTSKII	Time Deleted (6'00.243) - Exceeded Track Limits - Turn 15
14.47	25	L. TEN VOORDE	Time Deleted (13'06.636) - Exceeded Track Limits - Turn 10
14.47	17	E. FULGENZI	Time Deleted (1'46.833) - Exceeded Track Limits - Turn 10
14.47	15	A. FESTANTE	Time Deleted (5'20.556) - Exceeded Track Limits - Turn 10
14.48	28	G. AMATI	Time Deleted (12'25.048) - Exceeded Track Limits - Turn 14
14.49	70	G. GIORGI	Time Deleted (1'48.979) - Exceeded Track Limits - Turn 10
14.50	12	A. IMPERATO	Time Deleted (1'48.007) - Exceeded Track Limits - Turn 10
14.51	50	F. FENICI	Time Deleted (1'49.118) - Exceeded Track Limits - Turn 14
14.51	50	F. FENICI	Time Deleted (1'50.992) - Exceeded Track Limits - Turn 10
14.52	6	G. GUIRRERI	Time Deleted (1'47.758) - Exceeded Track Limits - Turn 10
14.52	22	A. SLUTSKII	Time Deleted (1'46.425) - Exceeded Track Limits - Turn 10
14.54	24	A. PAPADOPULOS	Time Deleted (1'50.851) - Exceeded Track Limits - Turn 10
14.55	2	Z. SLUTSKII	Time Deleted (1'46.331) - Exceeded Track Limits - Turn 15
14.55	60	M. GALASSI	Time Deleted (2'00.911) - Exceeded Track Limits - Turn 15
14.55	24	A. PAPADOPULOS	Time Deleted (1'49.090) - Exceeded Track Limits - Turn 10
14.56	33	H. FELBERMAYR	Time Deleted (1'51.039) - Exceeded Track Limits - Turn 10
14.57	69	M. MONTAGNESE	Time Deleted (1'50.217) - Exceeded Track Limits - Turn 10
14.57	10	P. ARMANNI	Time Deleted (1'48.221) - Exceeded Track Limits - Turn 10
14.58	38	S. IAQUINTA	Time Deleted (2'06.991) - Exceeded Track Limits - Turn 10
14.59	27	F. BRASCHI	Time Deleted (5'09.376) - Exceeded Track Limits - Turn 13
15.00	8	J. LORENZO	Time Deleted (1'46.807) - Exceeded Track Limits - Turn 13
15.01	10	P. ARMANNI	Time Deleted (1'45.892) - Exceeded Track Limits - Turn 10
15.02	25	L. TEN VOORDE	Time Deleted (1'45.803) - Exceeded Track Limits - Turn 10
15.03	14	R. AGOSTINI	Time Deleted (1'45.803) - Exceeded Track Limits - Turn 14
15.04	17	E. FULGENZI	Time Deleted (1'47.470) - Exceeded Track Limits - Turn 10
15.05	3	A. CERQUI	Time Deleted (1'48.670) - Exceeded Track Limits - Turn 10
15.06	32	G. QUARESMINI	Time Deleted (1'47.771) - Exceeded Track Limits - Turn 14
15.09	21	D. BERTONELLI	Time Deleted (1'45.464) - Exceeded Track Limits - Turn 10
15.11	12	A. IMPERATO	Time Deleted (6'30.764) - Exceeded Track Limits - Turn 10
15.16	27	F. BRASCHI	Time Deleted (1'48.079) - Exceeded Track Limits - Turn 10
15.18	33	H. FELBERMAYR	Time Deleted (2'07.142) - Exceeded Track Limits - Turn 15
15.20	24	A. PAPADOPULOS	Time Deleted (1'47.800) - Exceeded Track Limits - Turn 14
15.22	21	D. BERTONELLI	Time Deleted (1'45.007) - Exceeded Track Limits - Turn 10
15.23	6	G. GUIRRERI	Time Deleted (1'47.156) - Exceeded Track Limits - Turn 10
15.23	30	B. STRIGNANO	Time Deleted (1'45.435) - Exceeded Track Limits - Turn 14
15.24	32	G. QUARESMINI	Time Deleted (1'45.045) - Exceeded Track Limits - Turn 10
15.24	15	A. FESTANTE	Time Deleted (1'46.321) - Exceeded Track Limits - Turn 10
15.25	50	F. FENICI	Time Deleted (1'47.824) - Exceeded Track Limits - Turn 10
15.25	17	E. FULGENZI	Time Deleted (1'48.459) - Exceeded Track Limits - Turn 14
15.25	14	R. AGOSTINI	Time Deleted (1'46.706) - Exceeded Track Limits - Turn 10
15.26	38	S. IAQUINTA	Time Deleted (1'44.796) - Exceeded Track Limits - Turn 10
15.27	32	G. QUARESMINI	Time Deleted (1'45.510) - Exceeded Track Limits - Turn 10

Direttore di Gara : Massimiliano Ghinassi

27/10/2023 Inizio 14:30 Fine 15:31

Esposta alle:





15.27 7 S. FREYMUTH Time Deleted (1'45.477) - Exceeded Track Limits - Turn 13
 15.28 55 C. SCANZI Time Deleted (2'06.760) - Exceeded Track Limits - Turn 10
 15.29 50 F. FENICI Time Deleted (1'49.911) - Exceeded Track Limits - Turn 15

Fastest Laps Sequence

Num.	Concorrente	Naz	Team	Auto	Local Time	Tempo	Dist.	Media
2	Z. SLUTSKII	ISR	Target Competition	Porsche 911 GT3 CUP 992	14:34'29.869	1'55.439		153,089
11	L. CAGLIONI	ITA	Ombra Racing	Porsche 911 GT3 CUP 992	14:36'01.559	1'54.488	-0.951	154,360
33	H. FELBERMAYR	AUT	The Driving Experiences	Porsche 911 GT3 CUP 992	14:36'25.929	1'53.329	-1.159	155,939
22	A. SLUTSKII	ISR	Target Competition	Porsche 911 GT3 CUP 992	14:36'26.459	1'50.016	-3.313	160,635
21	D. BERTONELLI	ITA	Bonaldi Motorsport	Porsche 911 GT3 CUP 992	14:36'54.175	1'48.367	-1.649	163,079
2	Z. SLUTSKII	ISR	Target Competition	Porsche 911 GT3 CUP 992	14:38'06.024	1'47.476	-0.891	164,431
10	P. ARMANNI	ITA	Ombra Racing	Porsche 911 GT3 CUP 992	14:39'30.260	1'47.355	-0.121	164,616
2	Z. SLUTSKII	ISR	Target Competition	Porsche 911 GT3 CUP 992	14:39'52.593	1'46.569	-0.786	165,831
2	Z. SLUTSKII	ISR	Target Competition	Porsche 911 GT3 CUP 992	14:43'25.522	1'46.069	-0.500	166,612
25	L. TEN VOORDE	NLD	Enrico Fulgenzi Racing	Porsche 911 GT3 CUP 992	14:45'47.754	1'45.587	-0.482	167,373
26	M. KLEIN	FRA	Target Competition	Porsche 911 GT3 CUP 992	14:53'48.899	1'45.314	-0.273	167,807
25	L. TEN VOORDE	NLD	Enrico Fulgenzi Racing	Porsche 911 GT3 CUP 992	15:04'37.295	1'45.151	-0.163	168,067
26	M. KLEIN	FRA	Target Competition	Porsche 911 GT3 CUP 992	15:10'37.626	1'45.059	-0.092	168,214
25	L. TEN VOORDE	NLD	Enrico Fulgenzi Racing	Porsche 911 GT3 CUP 992	15:24'12.258	1'44.772	-0.287	168,675
25	L. TEN VOORDE	NLD	Enrico Fulgenzi Racing	Porsche 911 GT3 CUP 992	15:31'22.024	1'44.760	-0.012	168,694

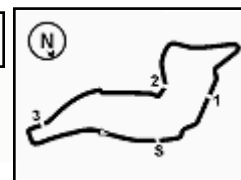
Direttore di Gara : Massimiliano Ghinassi

27/10/2023 Inizio 14:30 Fine 15:31

Esposta alle:

Powered by FICr PERUGIA TIMING





ACI Racing Weekend Imola, 28-29 Ottobre 2023

Porsche Carrera Cup Italia - Classifica di Classe Prove Libere

Michelin Cup

Num.	Conduuttore	Naz	Concorrente	Team	Auto	Tempo	Dist.	Rel.	Giri
1	70 GIORGI Gianluca	ITA	Bedriver	Bedriver	Porsche 911 GT3 CUP 992	1'46.667			23
2	67 DE GIACOMI Alex	ITA	Tsunami RT	Tsunami RT	Porsche 911 GT3 CUP 992	1'47.181	0.514	0.514	23
3	52 DE AMICIS Alberto	ITA	Ebimotors	Ebimotors	Porsche 911 GT3 CUP 992	1'47.416	0.749	0.235	21
4	51 GNEMMI Paolo	ITA	Ebimotors	Ebimotors	Porsche 911 GT3 CUP 992	1'47.850	1.183	0.434	20
5	55 SCANZI Carlo	ITA	Ghinzani Arco Motorsport	Ghinzani Arco Motorsport	Porsche 911 GT3 CUP 992	1'47.961	1.294	0.111	26
6	50 FENICI Francesco Maria	ITA	AB Racing	AB Racing	Porsche 911 GT3 CUP 992	1'47.974	1.307	0.013	24
7	69 MONTAGNESE Massimiliano	ITA	Team Malucelli	Team Malucelli	Porsche 911 GT3 CUP 992	1'48.494	1.827	0.520	22
8	64 SELVA Livio	ITA	Ghinzani Arco Motorsport	Ghinzani Arco Motorsport	Porsche 911 GT3 CUP 992	1'48.917	2.250	0.423	24
9	60 GALASSI Marco	SMR	Team Malucelli	Team Malucelli	Porsche 911 GT3 CUP 992	1'49.152	2.485	0.235	24
10	89 HAN Huilin	CHN	AB Racing	AB Racing	Porsche 911 GT3 CUP 992	1'49.446	2.779	0.294	23
11	66 VENEROSI PESCIOLINI Paolo	ITA	Ebimotors	Ebimotors	Porsche 911 GT3 CUP 992	1'49.949	3.282	0.503	27
12	79 ZELGER Johannes	ITA	Tsunami RT	Tsunami RT	Porsche 911 GT3 CUP 992				1

Umidità	47%	ARIA	23°C
Condizioni	DRY	Pista	26°C

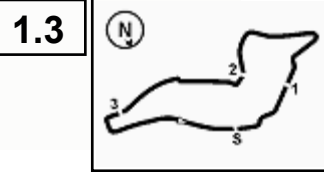
Direttore di Gara : Massimiliano Ghinassi

27/10/2023 Inizio 14:30 Fine 15:31

Esposta alle:

Powered by FICr PERUGIA TIMING





Imola Circuit 4.909 m

MIGLIOR GIRO

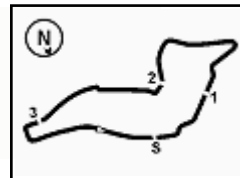
1	25 TEN VOORDE Larry	Porsche 911 GT3 CUP 992	1'44.780
2	26 KLEIN Marvin	Porsche 911 GT3 CUP 992	1'44.974
3	38 IAQUINTA Simone	Porsche 911 GT3 CUP 992	1'45.023
4	15 FESTANTE Aldo	Porsche 911 GT3 CUP 992	1'45.031
5	22 SLUTSKII Artem	Porsche 911 GT3 CUP 992	1'45.245
6	21 BERTONELLI Diego	Porsche 911 GT3 CUP 992	1'45.321
7	10 ARMANNI Pietro	Porsche 911 GT3 CUP 992	1'45.463
8	7 FREYMUTH Sebastian	Porsche 911 GT3 CUP 992	1'45.465
9	17 FULGENZI Enrico	Porsche 911 GT3 CUP 992	1'45.500
10	23 MALUCELLI Matteo	Porsche 911 GT3 CUP 992	1'45.515
11	11 CAGLIONI Leonardo	Porsche 911 GT3 CUP 992	1'45.545
12	2 SLUTSKII Zakhar	Porsche 911 GT3 CUP 992	1'45.560
13	14 AGOSTINI Riccardo	Porsche 911 GT3 CUP 992	1'45.597
14	30 STRIGNANO Benedetto	Porsche 911 GT3 CUP 992	1'45.652
15	8 LORENZO Jorge	Porsche 911 GT3 CUP 992	1'45.749
16	32 QUARESMINI Gianmarco	Porsche 911 GT3 CUP 992	1'45.898
17	28 AMATI Giorgio	Porsche 911 GT3 CUP 992	1'46.114
18	3 CERQUI Alberto	Porsche 911 GT3 CUP 992	1'46.178
19	16 LEVI Ariel	Porsche 911 GT3 CUP 992	1'46.482
20	12 IMPERATO Anthony	Porsche 911 GT3 CUP 992	1'46.636
21	70 GIORGI Gianluca	Porsche 911 GT3 CUP 992	1'46.667
22	27 BRASCHI Francesco	Porsche 911 GT3 CUP 992	1'46.880
23	9 FONTANA Andrea	Porsche 911 GT3 CUP 992	1'46.958
24	67 DE GIACOMI Alex	Porsche 911 GT3 CUP 992	1'47.181
25	52 DE AMICIS Alberto	Porsche 911 GT3 CUP 992	1'47.416
26	33 FELBERMAYR Horst Felix	Porsche 911 GT3 CUP 992	1'47.800
27	6 GUIRRETI Giuseppe	Porsche 911 GT3 CUP 992	1'47.821
28	51 GNEMMI Paolo	Porsche 911 GT3 CUP 992	1'47.850
29	55 SCANZI Carlo	Porsche 911 GT3 CUP 992	1'47.961
30	50 FENICI Francesco Maria	Porsche 911 GT3 CUP 992	1'47.974
31	69 MONTAGNESE Massimiliano	Porsche 911 GT3 CUP 992	1'48.494
32	24 PAPADOPULOS Alexandre	Porsche 911 GT3 CUP 992	1'48.552
33	64 SELVA Livio	Porsche 911 GT3 CUP 992	1'48.917
34	60 GALASSI Marco	Porsche 911 GT3 CUP 992	1'49.152
35	89 HAN Huilin	Porsche 911 GT3 CUP 992	1'49.446
36	66 VENEROSI PESCIOLINI Paolo	Porsche 911 GT3 CUP 992	1'49.949
37	79 ZELGER Johannes	Porsche 911 GT3 CUP 992	

SPEED

1	38 IAQUINTA Simone	Porsche 911 GT3 CUP 992	265,4
2	22 SLUTSKII Artem	Porsche 911 GT3 CUP 992	264,7
3	67 DE GIACOMI Alex	Porsche 911 GT3 CUP 992	264,7
4	21 BERTONELLI Diego	Porsche 911 GT3 CUP 992	264,1
5	32 QUARESMINI Gianmarco	Porsche 911 GT3 CUP 992	264,1
6	9 FONTANA Andrea	Porsche 911 GT3 CUP 992	264,1
7	2 SLUTSKII Zakhar	Porsche 911 GT3 CUP 992	264,1
8	7 FREYMUTH Sebastian	Porsche 911 GT3 CUP 992	264,1
9	11 CAGLIONI Leonardo	Porsche 911 GT3 CUP 992	263,4
10	30 STRIGNANO Benedetto	Porsche 911 GT3 CUP 992	263,4
11	6 GUIRRETI Giuseppe	Porsche 911 GT3 CUP 992	263,4
12	12 IMPERATO Anthony	Porsche 911 GT3 CUP 992	263,4
13	33 FELBERMAYR Horst Felix	Porsche 911 GT3 CUP 992	263,4
14	16 LEVI Ariel	Porsche 911 GT3 CUP 992	263,4
15	10 ARMANNI Pietro	Porsche 911 GT3 CUP 992	263,4
16	25 TEN VOORDE Larry	Porsche 911 GT3 CUP 992	262,8
17	28 AMATI Giorgio	Porsche 911 GT3 CUP 992	262,8
18	15 FESTANTE Aldo	Porsche 911 GT3 CUP 992	262,8
19	51 GNEMMI Paolo	Porsche 911 GT3 CUP 992	262,1
20	70 GIORGI Gianluca	Porsche 911 GT3 CUP 992	262,1
21	17 FULGENZI Enrico	Porsche 911 GT3 CUP 992	262,1
22	26 KLEIN Marvin	Porsche 911 GT3 CUP 992	262,1
23	8 LORENZO Jorge	Porsche 911 GT3 CUP 992	262,1
24	14 AGOSTINI Riccardo	Porsche 911 GT3 CUP 992	261,5
25	89 HAN Huilin	Porsche 911 GT3 CUP 992	261,5
26	23 MALUCELLI Matteo	Porsche 911 GT3 CUP 992	261,5
27	24 PAPADOPULOS Alexandre	Porsche 911 GT3 CUP 992	261,5
28	50 FENICI Francesco Maria	Porsche 911 GT3 CUP 992	261,5
29	27 BRASCHI Francesco	Porsche 911 GT3 CUP 992	260,9
30	55 SCANZI Carlo	Porsche 911 GT3 CUP 992	260,9
31	3 CERQUI Alberto	Porsche 911 GT3 CUP 992	260,9
32	66 VENEROSI PESCIOLINI Paolo	Porsche 911 GT3 CUP 992	260,2
33	64 SELVA Livio	Porsche 911 GT3 CUP 992	259,6
34	52 DE AMICIS Alberto	Porsche 911 GT3 CUP 992	259,0
35	60 GALASSI Marco	Porsche 911 GT3 CUP 992	258,4
36	69 MONTAGNESE Massimiliano	Porsche 911 GT3 CUP 992	258,4
37	79 ZELGER Johannes	Porsche 911 GT3 CUP 992	196,7

SEG. 1			SEG. 2			SEG. 3			SEG. 4		
1	38 IAQUINTA Simone	21.755	1	38 IAQUINTA Simone	34.416	1	38 IAQUINTA Simone	29.427	1	26 KLEIN Marvin	18.772
2	22 SLUTSKII Artem	21.856	2	25 TEN VOORDE Larry	34.425	2	15 FESTANTE Aldo	29.438	2	38 IAQUINTA Simone	18.808
3	26 KLEIN Marvin	21.863	3	32 QUARESMINI Gianmarco	34.484	3	25 TEN VOORDE Larry	29.443	3	25 TEN VOORDE Larry	18.812
4	25 TEN VOORDE Larry	21.891	4	21 BERTONELLI Diego	34.491	4	21 BERTONELLI Diego	29.551	4	15 FESTANTE Aldo	18.826
5	30 STRIGNANO Benedetto	21.911	5	14 AGOSTINI Riccardo	34.534	5	26 KLEIN Marvin	29.554	5	17 FULGENZI Enrico	18.843
6	17 FULGENZI Enrico	21.988	6	22 SLUTSKII Artem	34.558	6	32 QUARESMINI Gianmarco	29.621	6	22 SLUTSKII Artem	18.847
7	32 QUARESMINI Gianmarco	22.000	7	26 KLEIN Marvin	34.567	7	2 SLUTSKII Zakhar	29.652	7	21 BERTONELLI Diego	18.874
8	7 FREYMUTH Sebastian	22.008	8	7 FREYMUTH Sebastian	34.568	8	10 ARMANNI Pietro	29.701	8	2 SLUTSKII Zakhar	18.882
9	14 AGOSTINI Riccardo	22.009	9	17 FULGENZI Enrico	34.575	9	11 CAGLIONI Leonardo	29.717	9	7 FREYMUTH Sebastian	18.892
10	10 ARMANNI Pietro	22.026	10	10 ARMANNI Pietro	34.607	10	14 AGOSTINI Riccardo	29.722	10	30 STRIGNANO Benedetto	18.932
11	11 CAGLIONI Leonardo	22.045	11	15 FESTANTE Aldo	34.625	11	8 LORENZO Jorge	29.722	11	14 AGOSTINI Riccardo	18.940
12	28 AMATI Giorgio	22.072	12	23 MALUCELLI Matteo	34.626	12	23 MALUCELLI Matteo	29.757	12	8 LORENZO Jorge	18.945
13	23 MALUCELLI Matteo	22.089	13	30 STRIGNANO Benedetto	34.629	13	3 CERQUI Alberto	29.799	13	3 CERQUI Alberto	18.951
14	21 BERTONELLI Diego	22.093	14	8 LORENZO Jorge	34.669	14	30 STRIGNANO Benedetto	29.844	14	11 CAGLIONI Leonardo	18.977
15	15 FESTANTE Aldo	22.123	15	3 CERQUI Alberto	34.723	15	22 SLUTSKII Artem	29.849	15	23 MALUCELLI Matteo	18.982
16	2 SLUTSKII Zakhar	22.135	16	11 CAGLIONI Leonardo	34.741	16	7 FREYMUTH Sebastian	29.868	16	9 FONTANA Andrea	18.992
17	3 CERQUI Alberto	22.142	17	27 BRASCHI Francesco	34.832	17	17 FULGENZI Enrico	29.878	17	70 GIORGI Gianluca	18.998
18	8 LORENZO Jorge	22.177	18	9 FONTANA Andrea	34.843	18	28 AMATI Giorgio	29.889	18	10 ARMANNI Pietro	19.000
19	9 FONTANA Andrea	22.177	19	2 SLUTSKII Zakhar	34.859	19	9 FONTANA Andrea	29.984	19	32 QUARESMINI Gianmarco	19.013
20	24 PAPADOPULOS Alexand	22.234	20	16 LEVI Ariel	34.864	20	12 IMPERATO Anthony	30.109	20	28 AMATI Giorgio	19.014
21	12 IMPERATO Anthony	22.236	21	70 GIORGI Gianluca	34.890	21	52 DE AMICIS Alberto	30.110	21	12 IMPERATO Anthony	19.020
22	16 LEVI Ariel	22.237	22	12 IMPERATO Anthony	34.920	22	67 DE GIACOMI Alex	30.116	22	67 DE GIACOMI Alex	19.028
23	6 GUIRRETI Giuseppe	22.314	23	28 AMATI Giorgio	34.958	23	50 FENICI Francesco Maria	30.121	23	27 BRASCHI Francesco	19.061
24	50 FENICI Francesco Maria	22.319	24	50 FENICI Francesco Maria	35.110	24	16 LEVI Ariel	30.140	24	52 DE AMICIS Alberto	19.079
25	27 BRASCHI Francesco	22.322	25	67 DE GIACOMI Alex	35.115	25	70 GIORGI Gianluca	30.141	25	16 LEVI Ariel	19.087
26	67 DE GIACOMI Alex	22.380	26	52 DE AMICIS Alberto	35.183	26	27 BRASCHI Francesco	30.232	26	33 FELBERMAYR Horst Fel	19.141
27	70 GIORGI Gianluca	22.410	27	6 GUIRRETI Giuseppe	35.308	27	33 FELBERMAYR Horst Fel	30.282	27	55 SCANZI Carlo	19.151
28	33 FELBERMAYR Horst Fel	22.412	28	33 FELBERMAYR Horst Fel	35.373	28	55 SCANZI Carlo	30.303	28	6 GUIRRETI Giuseppe	19.155
29	69 MONTAGNESE Massimil	22.492	29	51 GNEMMI Paolo	35.380	29	69 MONTAGNESE Massimil	30.334	29	24 PAPADOPULOS Alexand	19.156
30	52 DE AMICIS Alberto	22.496	30	24 PAPADOPULOS Alexand	35.459	30	51 GNEMMI Paolo	30.416	30	69 MONTAGNESE Massimil	19.190
31	51 GNEMMI Paolo	22.511	31	55 SCANZI Carlo	35.579	31	24 PAPADOPULOS Alexand	30.460	31	50 FENICI Francesco Maria	19.205
32	55 SCANZI Carlo	22.550	32	69 MONTAGNESE Massimil	35.649	32	6 GUIRRETI Giuseppe	30.478	32	60 GALASSI Marco	19.281
33	64 SELVA Livio	22.730	33	64 SELVA Livio	35.738	33	66 VENEROSI PESCIOLIN	30.711	33	64 SELVA Livio	19.308
34	66 VENEROSI PESCIOLIN	22.816	34	60 GALASSI Marco	35.774	34	60 GALASSI Marco	30.803	34	51 GNEMMI Paolo	19.343
35	60 GALASSI Marco	22.992	35	89 HAN Huilin	35.916	35	64 SELVA Livio	30.818	35	89 HAN Huilin	19.462
36	89 HAN Huilin	23.027	36	66 VENEROSI PESCIOLIN	36.060	36	89 HAN Huilin	30.978	36	66 VENEROSI PESCIOLIN	19.507
37	79 ZELGER Johannes	27.659	37	79 ZELGER Johannes	46.575	37	79 ZELGER Johannes	37.522	37	79 ZELGER Johannes	22.813





ACI Racing Weekend Imola, 28-29 Ottobre 2023
Porsche Carrera Cup Italia - Ideal Time Prove Libere

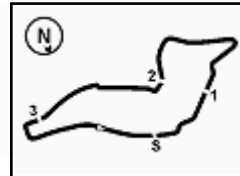
Imola Circuit 4.909 m
1 / 2

Num.	Conduttore	Auto	Seg. 1	Seg. 2	Seg. 3	Seg. 4	Ideal Time		
			Diff. 1	Diff. 2	Diff. 3	Diff. 4	Miglior Giro	Pos.	Diff.
1	38 IAQUINTA S. (ITA)	Porsche 911 GT3 CUP 992	21.755 +0.219	34.416 +0.088	29.427 +0.216	18.808 +0.094	1'44.406 1'45.023	3	0.617
2	25 TEN VOORDE L. (NLD)	Porsche 911 GT3 CUP 992	21.891 +0.091	34.425	29.443 +0.098	18.812	1'44.571 1'44.760	1	0.189
3	26 KLEIN M. (FRA)	Porsche 911 GT3 CUP 992	21.863 +0.009	34.567 +0.033	29.554 +0.156	18.772 +0.020	1'44.756 1'44.974	2	0.218
4	21 BERTONELLI D. (ITA)	Porsche 911 GT3 CUP 992	22.093 +0.101	34.491 +0.211	29.551	18.874	1'45.009 1'45.321	6	0.312
5	15 FESTANTE A. (ITA)	Porsche 911 GT3 CUP 992	22.123 +0.019	34.625	29.438	18.826	1'45.012 1'45.031	4	0.019
6	22 SLUTSKII A. (ISR)	Porsche 911 GT3 CUP 992	21.856	34.558	29.849	18.847 +0.135	1'45.110 1'45.245	5	0.135
7	32 QUARESMINI G. (ITA)	Porsche 911 GT3 CUP 992	22.000 +0.066	34.484 +0.157	29.621 +0.123	19.013 +0.434	1'45.118 1'45.898	16	0.780
8	14 AGOSTINI R. (ITA)	Porsche 911 GT3 CUP 992	22.009	34.534	29.722 +0.305	18.940 +0.087	1'45.205 1'45.597	13	0.392
9	17 FULGENZI E. (ITA)	Porsche 911 GT3 CUP 992	21.988 +0.169	34.575	29.878 +0.047	18.843	1'45.284 1'45.500	9	0.216
10	30 STRIGNANO B. (ITA)	Porsche 911 GT3 CUP 992	21.911 +0.170	34.629 +0.119	29.844	18.932 +0.047	1'45.316 1'45.652	14	0.336
11	10 ARMANNI P. (ITA)	Porsche 911 GT3 CUP 992	22.026 +0.051	34.607	29.701 +0.078	19.000	1'45.334 1'45.463	7	0.129
12	7 FREYMUTH S. (DEU)	Porsche 911 GT3 CUP 992	22.008 +0.019	34.568	29.868	18.892 +0.110	1'45.336 1'45.465	8	0.129
13	23 MALUCELLI M. (ITA)	Porsche 911 GT3 CUP 992	22.089	34.626 +0.028	29.757	18.982 +0.033	1'45.454 1'45.515	10	0.061
14	11 CAGLIONI L. (ITA)	Porsche 911 GT3 CUP 992	22.045	34.741	29.717 +0.014	18.977 +0.051	1'45.480 1'45.545	11	0.065
15	8 LORENZO J. (ESP)	Porsche 911 GT3 CUP 992	22.177 +0.073	34.669	29.722 +0.163	18.945	1'45.513 1'45.749	15	0.236
16	2 SLUTSKII Z. (ISR)	Porsche 911 GT3 CUP 992	22.135 +0.004	34.859	29.652 +0.028	18.882	1'45.528 1'45.560	12	0.032
17	3 CERQUI A. (ITA)	Porsche 911 GT3 CUP 992	22.142 +0.066	34.723 +0.344	29.799 +0.062	18.951 +0.091	1'45.615 1'46.178	18	0.563
18	28 AMATI G. (ITA)	Porsche 911 GT3 CUP 992	22.072 +0.038	34.958 +0.125	29.889	19.014 +0.018	1'45.933 1'46.114	17	0.181
19	9 FONTANA A. (ITA)	Porsche 911 GT3 CUP 992	22.177 +0.197	34.843 +0.459	29.984 +0.110	18.992 +0.196	1'45.996 1'46.958	23	0.962
20	12 IMPERATO A. (USA)	Porsche 911 GT3 CUP 992	22.236 +0.016	34.920 +0.077	30.109 +0.258	19.020	1'46.285 1'46.636	20	0.351
21	16 LEVI A. (ISR)	Porsche 911 GT3 CUP 992	22.237 +0.052	34.864	30.140 +0.043	19.087 +0.059	1'46.328 1'46.482	19	0.154
22	70 GIORGI G. (ITA)	Porsche 911 GT3 CUP 992	22.410	34.890	30.141 +0.100	18.998 +0.128	1'46.439 1'46.667	21	0.228
23	27 BRASCHI F. (ITA)	Porsche 911 GT3 CUP 992	22.322	34.832	30.232 +0.216	19.061 +0.217	1'46.447 1'46.880	22	0.433
24	67 DE GIACOMI A. (ITA)	Porsche 911 GT3 CUP 992	22.380 +0.120	35.115 +0.422	30.116	19.028	1'46.639 1'47.181	24	0.542
25	50 FENICI F. (ITA)	Porsche 911 GT3 CUP 992	22.319 +0.345	35.110 +0.581	30.121 +0.199	19.205 +0.094	1'46.755 1'47.974	30	1.219
26	52 DE AMICIS A. (ITA)	Porsche 911 GT3 CUP 992	22.496 +0.158	35.183	30.110 +0.362	19.079 +0.028	1'46.868 1'47.416	25	0.548
27	33 FELBERMAYR H. (AUT)	Porsche 911 GT3 CUP 992	22.412 +0.127	35.373 +0.411	30.282	19.141 +0.054	1'47.208 1'47.800	26	0.592
28	6 GUIRRERI G. (ITA)	Porsche 911 GT3 CUP 992	22.314 +0.180	35.308 +0.039	30.478 +0.216	19.155 +0.131	1'47.255 1'47.821	27	0.566
29	24 PAPADOPULOS A. (USA)	Porsche 911 GT3 CUP 992	22.234 +0.559	35.459 +0.067	30.460 +0.617	19.156	1'47.309 1'48.552	32	1.243
30	55 SCANZI C. (ITA)	Porsche 911 GT3 CUP 992	22.550 +0.303	35.579	30.303 +0.075	19.151	1'47.583 1'47.961	29	0.378
31	51 GNEMMI P. (ITA)	Porsche 911 GT3 CUP 992	22.511 +0.187	35.380	30.416 +0.013	19.343	1'47.650 1'47.850	28	0.200
32	69 MONTAGNESE M. (ITA)	Porsche 911 GT3 CUP 992	22.492	35.649 +0.192	30.334	19.190 +0.637	1'47.665 1'48.494	31	0.829
33	64 SELVA L. (ITA)	Porsche 911 GT3 CUP 992	22.730 +0.084	35.738 +0.168	30.818 +0.071	19.308	1'48.594 1'48.917	33	0.323

27/10/2023

Powered by FICr PERUGIA TIMING



PORSCHE**CARRERA CUP
ITALIA****1.4****ACI Racing Weekend Imola, 28-29 Ottobre 2023****Porsche Carrera Cup Italia - Ideal Time Prove Libere**

Imola Circuit 4.909 m

2 / 2

Num. Conducente	Auto	Seg. 1	Seg. 2	Seg. 3	Seg. 4	Ideal Time			
		Diff. 1	Diff. 2	Diff. 3	Diff. 4	Miglior Giro	Pos.	Diff.	
34	60 GALASSI M. (SMR)	Porsche 911 GT3 CUP 992	22.992	35.774	30.803 +0.219	19.281 +0.083	1'48.850		
35	66 VENEROSI PESCIOLIN	Porsche 911 GT3 CUP 992	22.816 +0.168	36.060 +0.569	30.711	19.507 +0.118	1'49.094	34	0.302
36	89 HAN H. (CHN)	Porsche 911 GT3 CUP 992	23.027	35.916	30.978 +0.063	19.462	1'49.383	36	0.855
	79 ZELGER J. (ITA)	Porsche 911 GT3 CUP 992					1'49.446	35	0.063
Ideal Time Assoluto			21.755	34.416	29.427	18.772	1'44.370		

27/10/2023

Powered by FICr PERUGIA TIMING

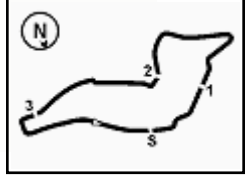


PORSCHE

CARRERA CUP
ITALIA

ACI Racing Weekend Imola, 28-29 Ottobre 2023
Porsche Carrera Cup Italia - Analisi Tempi Prove Libere

1.5



Imola Circuit 4.909 m

3 / 8

Table with columns for driver name, lap number, and times for segments 1-4, total lap time, km/h, and local time. Includes drivers like 8, 9, 10, 11, 12, 13, 14, 15, 16, 17, 18, 19, 20, 21, 22, 23, 24.

Table for driver 17 E. FULGENZI (1'45.500) with columns for Giro, Seg.1-4, T. Giro, km/h, Local Time. Rows 1-25.

Table for driver 15 A. FESTANTE (1'45.031) with columns for Giro, Seg.1-4, T. Giro, km/h, Local Time. Rows 1-26.

Table for driver 21 D. BERTONELLI (1'45.321) with columns for Giro, Seg.1-4, T. Giro, km/h, Local Time. Rows 1-26.

Table for driver 16 A. LEVI (1'46.482) with columns for Giro, Seg.1-4, T. Giro, km/h, Local Time. Rows 1-14.

Table for driver 22 A. SLUTSKII (1'45.245) with columns for Giro, Seg.1-4, T. Giro, km/h, Local Time. Rows 1-5.

27/10/2023

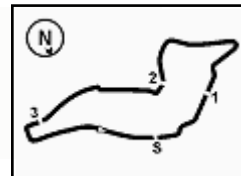
P = Box In/Out - C = Tempo Invalidato

Powered by FICr PERUGIA TIMING



ACI Racing Weekend Imola, 28-29 Ottobre 2023
Porsche Carrera Cup Italia - Analisi Tempi Prove Libere

1.5



Imola Circuit 4.909 m

4 / 8

6	22.454	35.274	30.411	19.494	1'47.633	259,0	14:41'58.012
7	22.228	37.999	30.458	6'09.123	7'39.808P	260,9	14:49'37.820
8	39.784	35.642	32.170	19.121	2'06.717P	136,2	14:51'44.537
9	22.259	35.081	29.950	19.135	1'46.425C	259,0	14:53'30.962
10	22.351	35.201	30.064	19.116	1'46.732	262,8	14:55'17.694
11	22.316	35.028	29.908	19.131	1'46.383	261,5	14:57'04.077
12	22.062	35.027	30.024	19.088	1'46.201	261,5	14:58'50.278
13	22.150	37.941	31.634	4'44.838	6'16.563P	264,7	15:05'06.841
14	1'06.239	35.769	30.893	19.212	2'32.113P	182,1	15:07'38.954
15	22.333	34.891	30.156	18.847	1'46.227	260,9	15:09'25.181
16	22.074	34.889	30.054	19.436	1'46.453	264,7	15:11'11.634
17	21.982	38.560	1'02.003	3'20.640	5'23.185P	264,1	15:16'34.819
18	37.791	36.049	30.771	19.051	2'03.662P	184,0	15:18'38.481
19	23.643	35.109	30.131	19.232	1'48.115	247,7	15:20'26.596
20	22.112	34.764	30.128	18.938	1'45.942	260,9	15:22'12.538
21	21.989	34.716	29.908	18.922	1'45.535	263,4	15:23'58.073
22	22.063	34.842	30.254	18.938	1'46.097	262,8	15:25'44.170
23	21.955	34.620	30.419	18.914	1'45.908	263,4	15:27'30.078
24	21.856	34.558	29.849	18.982	1'45.245	264,1	15:29'15.323

16	23.595	36.129	34.469	19.423	1'53.616	225,9	15:08'16.420
17	22.793	35.526	31.077	19.156	1'48.552	258,4	15:10'04.972
18	22.490	35.539	30.642	19.960	1'48.631	261,5	15:11'53.603
19	43.905	1'08.351	59.793	37.589	3'29.638	85,6	15:15'23.241
20	48.184	39.841	37.282	19.635	2'24.942	79,1	15:17'48.183
21	22.803	35.459	30.460	19.078	1'47.800C	258,4	15:19'35.983

25 L. TEN VORDE (1'44.760)

Giro	Seg.1	Seg.2	Seg.3	Seg.4	T. Giro	km/h	Local Time
1							14:32'05.278
2	45.527	41.677	36.174	22.465	2'25.843P	119,5	14:34'31.121
3	28.159	39.418	35.939	21.076	2'04.592	198,5	14:36'35.713
4	29.771	40.617	33.284	19.679	2'03.351	160,2	14:38'39.064
5	23.152	35.528	32.466	19.331	1'50.477C	239,5	14:40'29.541
6	22.549	34.724	29.960	18.965	1'46.198C	255,3	14:42'15.739
7	22.301	34.959	30.186	18.982	1'46.428	260,9	14:44'02.167
8	22.193	34.500	29.961	18.933	1'45.587	259,0	14:45'47.754
9	22.413	34.772	30.223	11'39.228	13'06.636CP	260,2	14:58'54.390
10	47.856	35.252	29.885	18.958	2'11.951P	152,1	15:01'06.341
11	22.221	34.470	30.263	18.849	1'45.803C	259,0	15:02'52.144
12	22.160	34.552	29.587	18.852	1'45.151	260,9	15:04'37.295
13	22.185	34.470	29.648	3'29.063	4'55.366P	260,9	15:09'32.661
14	52.812	34.707	32.409	19.728	2'19.656P	100,5	15:11'52.317
15	43.345	1'07.377	59.356	3'33.272	6'23.350P	81,6	15:18'15.667
16	51.276	39.556	31.375	19.212	2'21.419P	66,0	15:20'37.086
17	22.946	35.272	33.187	18.995	1'50.400	256,5	15:22'27.486
18	21.964	34.465	29.454	18.889	1'44.772	262,8	15:24'12.258
19	22.824	36.000	30.623	19.755	1'49.202	246,0	15:26'01.460
20	21.891	34.818	34.914	19.237	1'50.860	260,9	15:27'52.320
21	21.947	34.565	29.443	18.989	1'44.944	262,1	15:29'37.264
22	21.982	34.425	29.541	18.812	1'44.760	262,1	15:31'22.024

26 M. KLEIN (1'44.974)

Giro	Seg.1	Seg.2	Seg.3	Seg.4	T. Giro	km/h	Local Time
1		46.486	39.059	20.674		144,8	14:32'33.166
2	27.393	39.418	36.025	20.058	2'02.894	180,3	14:34'36.060
3	26.813	38.026	33.131	19.224	1'57.194	208,1	14:36'33.254
4	23.988	36.885	36.581	19.600	1'57.054	233,8	14:38'30.308
5	23.012	35.414	30.054	19.432	1'47.912	257,1	14:40'18.220
6	22.734	35.216	30.113	18.909	1'46.972C	259,0	14:42'05.192
7	27.895	44.389	40.983	2'24.003	4'17.270P	196,0	14:46'22.462
8	37.656	35.581	31.698	19.958	2'04.893P	177,6	14:48'27.355
9	22.157	35.066	29.792	19.094	1'46.109	259,6	14:50'13.464
10	23.581	35.788	31.518	19.234	1'50.121	260,9	14:52'03.585
11	22.085	34.653	29.653	18.923	1'45.314	260,2	14:53'48.899
12	22.077	34.715	29.690	4'09.205	5'35.687P	260,9	14:59'24.586
13	38.964	35.870	29.939	18.886	2'03.659P	180,3	15:01'28.245
14	22.413	35.489	29.998	3'55.382	5'23.282P	259,6	15:06'51.527
15	37.197	34.896	29.922	19.025	2'01.040P	181,2	15:08'52.567
16	21.998	34.567	29.637	18.857	1'45.059	260,2	15:10'37.626
17	21.863	34.800	43.760	4'36.924	6'17.347P	261,5	15:16'54.973
18	44.292	43.388	32.595	19.889	2'20.164P	146,1	15:19'15.137
19	24.046	37.890	31.712	20.078	1'53.726	257,8	15:21'08.863
20	23.894	36.717	38.870	21.904	2'01.385	260,2	15:23'10.248
21	21.974	34.724	29.554	18.772	1'45.024	262,1	15:24'55.272
22	21.975	35.361	30.253	18.972	1'46.561	261,5	15:26'41.833
23	22.386	35.185	30.001	19.075	1'46.647	262,1	15:28'28.480
24	21.872	34.600	29.710	18.792	1'44.974	261,5	15:30'13.454

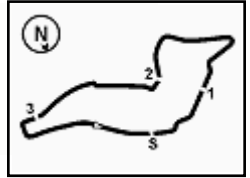
27 F. BRASCHI (1'46.880)

Giro	Seg.1	Seg.2	Seg.3	Seg.4	T. Giro	km/h	Local Time
1		47.003	39.107	21.568		128,0	14:32'37.414
2	27.517	41.359	36.496	20.747	2'06.119	197,4	14:34'43.533

27/10/2023

P = Box In/Out - C = Tempo Invalidato





ACI Racing Weekend Imola, 28-29 Ottobre 2023 Porsche Carrera Cup Italia - Analisi Tempi Prove Libere

3	29.894	41.013	31.799	20.699	2'03.405	183,4	14:36'46.938	22	21.911	34.629	29.968	18.927	1'45.435C	261,5	15:24'20.508
4	23.302	38.496	32.834	20.854	1'55.486	258,4	14:38'42.424	23	22.063	36.124	31.382	21.011	1'50.580	263,4	15:26'11.088
5	23.253	36.072	31.086	26.068	1'56.479	248,8	14:40'38.903	24	22.084	35.016	30.107	18.976	1'46.183	261,5	15:27'57.271

32 G. QUARESMINI (1'45.898)

Giro	Seg.1	Seg.2	Seg.3	Seg.4	T. Giro	km/h	Local Time
1							14:36'26.230
2	53.351	40.941	32.889	20.074	2'27.255P	145,0	14:38'53.485
3	23.924	36.754	30.433	19.322	1'50.433	230,3	14:40'43.918
4	22.841	35.319	30.114	19.129	1'47.403	259,6	14:42'31.321
5	22.335	35.458	30.407	19.975	1'48.175	262,1	14:44'19.496
6	22.226	35.262	30.079	19.255	1'46.822	262,8	14:46'06.318
7	22.403	35.261	30.173	19.013	1'46.850	260,9	14:47'53.168
8	22.190	35.360	31.603	8'35.395	10'04.548P	261,5	14:57'57.716
9	43.907	37.167	31.018	19.464	2'11.556P	162,2	15:00'09.272
10	23.323	36.276	31.264	19.362	1'50.225	259,0	15:01'59.497
11	22.345	34.967	31.633	19.362	1'48.307	262,1	15:10'54.804
12	22.152	35.041	30.072	19.019	1'46.284	261,5	15:05'34.088
13	22.464	36.203	30.083	19.021	1'47.771C	261,5	15:07'21.859
14	22.271	35.095	29.621	19.193	1'46.180	264,1	15:09'08.039
15	22.273	35.113	29.733	19.500	1'46.619	262,1	15:10'54.658
16	22.189	34.900	58.240	4'18.059	6'13.388P	262,8	15:17'08.046
17	43.187	38.438	31.336	19.436	2'12.397P	154,5	15:19'20.443
18	22.816	35.584	31.422	19.737	1'49.559	257,8	15:21'10.002
19	22.388	34.792	29.665	19.140	1'45.985	262,8	15:22'55.987
20	22.000	34.484	29.689	18.872	1'45.045C	262,1	15:24'41.032
21	22.191	36.196	30.308	19.087	1'47.782	263,4	15:26'28.814
22	22.104	34.615	29.831	18.960	1'45.510C	263,4	15:28'14.324
23	22.066	34.641	29.744	19.447	1'45.898	261,5	15:30'00.222

28 G. AMATI (1'46.114)

Giro	Seg.1	Seg.2	Seg.3	Seg.4	T. Giro	km/h	Local Time
1							14:33'53.253
2	46.254	41.195	33.978	20.911	2'22.338P	139,9	14:36'15.591
3	27.411	37.288	31.580	19.533	1'55.812	198,2	14:38'11.403
4	23.001	35.709	30.445	19.327	1'48.482C	244,3	14:39'59.885
5	22.430	35.523	30.042	19.014	1'47.009	259,6	14:41'46.894
6	22.445	35.291	30.002	19.034	1'46.772	259,6	14:43'33.666
7	22.072	35.231	30.071	19.016	1'46.390C	262,8	14:45'20.056
8	22.168	35.168	30.000	19.175	1'46.511	261,5	14:47'06.567
9	22.346	35.321	30.641	10'56.740	12'25.048CP	260,2	14:59'31.615
10	46.080	38.964	38.464	21.156	2'24.664P	163,1	15:01'56.279
11	26.510	36.981	31.492	19.549	1'54.532	220,0	15:03'50.811
12	22.589	35.485	30.024	19.201	1'47.299	259,0	15:05'38.110
13	22.340	34.958	30.077	19.090	1'46.465	258,4	15:07'24.575
14	22.110	35.083	29.889	19.032	1'46.114	260,9	15:09'10.689

33 H. FELBERMAYR (1'47.800)

Giro	Seg.1	Seg.2	Seg.3	Seg.4	T. Giro	km/h	Local Time
1							14:32'30.765
2	27.755	40.316	33.697	20.067	2'01.835	193,5	14:34'32.600
3	23.729	37.353	31.655	20.592	1'53.329	239,5	14:36'25.929
4	32.274	51.036	41.768	21.337	2'26.415	150,4	14:38'52.344
5	23.375	38.791	31.010	19.392	1'52.568C	242,2	14:40'44.912
6	22.923	35.989	31.091	10'37.615	12'07.618P	255,9	14:52'52.530
7	39.938	36.490	30.896	19.449	2'06.773P	160,2	14:54'59.303
8	23.293	37.832	30.531	19.383	1'51.039C	250,0	14:56'50.342
9	22.851	35.545	30.858	19.141	1'48.395	259,6	14:58'38.737
10	22.412	35.762	30.579	19.143	1'47.896	261,5	15:00'26.633
11	22.539	35.784	30.282	19.195	1'47.800	262,1	15:02'14.433
12	22.611	35.705	30.749	2'46.627	4'15.692P	260,2	15:06'30.125
13	41.957	39.171	33.456	19.779	2'14.363P	176,2	15:08'44.488
14	23.469	35.801	30.881	19.339	1'49.490	239,5	15:10'33.978
15	22.916	35.373	40.570	4'23.480	6'02.339P	261,5	15:16'36.317
16	39.818	36.833	31.348	19.143	2'07.142CP	178,5	15:18'43.459

38 S. IAQUINTA (1'45.023)

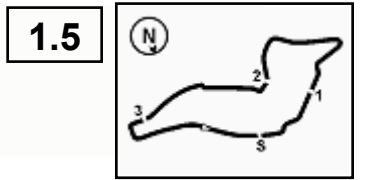
Giro	Seg.1	Seg.2	Seg.3	Seg.4	T. Giro	km/h	Local Time
1							14:32'28.533
2	4'45.467	57.463	38.409	23.394	6'44.733P	137,4	14:39'13.266
3	26.635	43.257	34.701	19.385	2'03.978	238,4	14:41'17.244
4	22.481	35.046	30.194	19.147	1'46.868	255,9	14:43'04.112
5	22.116	35.104	29.810	19.242	1'46.272	259,0	14:44'50.384
6	22.065	34.752	29.737	19.149	1'45.703	259,6	14:46'36.087
7	22.134	36.246	34.613	46.534	2'19.527P	259,6	14:48'55.614
8	5'13.780	40.910	35.131	21.159	6'50.980P	162,4	14:55'46.594
9	22.307	34.768	29.855	19.183	1'46.113	258,4	14:57'32.707
10	22.184	35.744	31.372	37.691	2'06.991CP	256,5	14:59'39.698
11	4'39.343	39.020	32.407	20.302	6'11.072P	144,6	15:05'50.770
12	23.534	40.819	39.043	19.173	2'02.569	248,3	15:07'53.339



PORSCHE

CARRERA CUP
ITALIA

ACI Racing Weekend Imola, 28-29 Ottobre 2023
Porsche Carrera Cup Italia - Analisi Tempi Prove Libere



Imola Circuit 4.909 m

7 / 8

Table with 15 columns showing race results for 25 laps, including lap times, sector times, and total times for various drivers.

67 A. DE GIACOMI (1'47.181)

Table showing detailed sector and lap times for driver 67 A. DE GIACOMI.

64 L. SELVA (1'48.917)

Table showing detailed sector and lap times for driver 64 L. SELVA.

69 M. MONTAGNESE (1'48.494)

Table showing detailed sector and lap times for driver 69 M. MONTAGNESE.

66 P. VENEROSI PESCIOLINI (1'49.949)

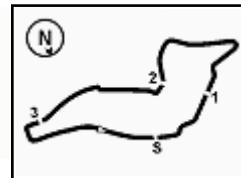
Table showing detailed sector and lap times for driver 66 P. VENEROSI PESCIOLINI.

27/10/2023

P = Box In/Out - C = Tempo Invalidato

Powered by FICr PERUGIA TIMING



PORSCHE**CARRERA CUP
ITALIA****ACI Racing Weekend Imola, 28-29 Ottobre 2023****Porsche Carrera Cup Italia - Analisi Tempi Prove Libere****1.5**

Imola Circuit 4.909 m

8 / 8

18	22.776	36.080	30.677	19.190	1'48.723	257,8	15:19'47.748	23	23.202	36.433	30.978	19.707	1'50.320	257,1	15:28'56.881
19	22.934	35.967	30.969	19.553	1'49.423	254,7	15:21'37.171	24	23.027	35.916	31.041	19.462	1'49.446	261,5	15:30'46.327
20	22.937	35.649	30.649	2'32.879	4'02.114P	257,1	15:25'39.285								
21	37.551	36.240	30.776	20.330	2'04.897P	181,2	15:27'44.182								
22	22.800	59.007	30.826	19.405	2'12.038	257,1	15:29'56.220								
23	22.492	35.841	30.334	19.827	1'48.494	258,4	15:31'44.714								

70 G. GIORGI (1'46.667)

Giro	Seg.1	Seg.2	Seg.3	Seg.4	T. Giro	km/h	Local Time
1		47.134	39.444	2'06.788		114,4	14:34'14.526
2	44.889	44.850	37.006	21.117	2'27.862P	135,2	14:36'42.388
3	26.903	41.530	33.846	20.065	2'02.344	187,5	14:38'44.732
4	23.666	37.177	32.567	19.997	1'53.407	234,8	14:40'38.139
5	22.990	35.780	30.805	19.362	1'48.937	255,9	14:42'27.076
6	22.665	37.586	31.417	19.675	1'51.343C	259,0	14:44'18.419
7	22.642	36.734	30.449	19.352	1'49.177	259,0	14:46'07.596
8	22.741	35.909	30.439	19.341	1'48.430	260,2	14:47'56.026
9	22.598	36.027	30.810	19.544	1'48.979C	260,2	14:49'45.005
10	22.507	35.287	58.397	5'07.703	7'03.894P	259,6	14:56'48.899
11	39.964	36.941	30.895	19.439	2'07.239P	160,2	14:58'56.138
12	22.661	35.574	30.835	19.660	1'48.730	259,6	15:00'44.868
13	22.933	35.760	30.568	19.474	1'48.735	260,2	15:02'33.603
14	22.648	35.532	30.872	19.238	1'48.290	259,0	15:04'21.893
15	22.880	35.811	30.614	19.381	1'48.686	259,6	15:06'10.579
16	25.116	40.589	42.155	2'29.872	4'17.732P	257,8	15:10'28.311
17	42.690	47.140	1'00.079	40.675	3'10.584P	139,5	15:13'38.895
18	54.944	1'08.349	47.902	21.044	3'12.239	80,7	15:16'51.134
19	24.119	36.914	31.251	19.331	1'51.615	239,5	15:18'42.749
20	22.533	35.539	30.704	19.433	1'48.209	259,6	15:20'30.958
21	22.904	35.645	30.417	19.192	1'48.158	262,1	15:22'19.116
22	22.544	35.169	30.141	18.998	1'46.852	260,2	15:24'05.968
23	22.410	34.890	30.241	19.126	1'46.667	260,9	15:25'52.635
24	22.563	38.580	33.281	43.959	2'18.383P	260,9	15:28'11.018

79 J. ZELGER

Giro	Seg.1	Seg.2	Seg.3	Seg.4	T. Giro	km/h	Local Time
1							14:30'21.844
2	1'02.142	46.575	37.522	22.813	2'49.052P	128,9	14:33'10.896

89 H. HAN (1'49.446)

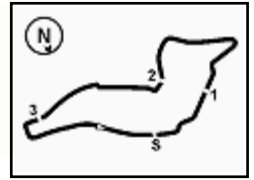
Giro	Seg.1	Seg.2	Seg.3	Seg.4	T. Giro	km/h	Local Time
1		49.899	42.103	2'06.917		121,2	14:34'48.678
2	50.070	46.335	37.960	22.109	2'36.474P	115,1	14:37'25.152
3	26.246	41.485	33.814	20.431	2'01.976	197,1	14:39'27.128
4	24.264	39.125	31.980	19.831	1'55.200	230,8	14:41'22.328
5	24.085	37.081	31.938	19.781	1'52.885	231,8	14:43'15.213
6	25.168	36.862	31.898	19.642	1'53.570	242,7	14:45'08.783
7	23.310	36.671	34.257	3'40.842	5'15.080P	250,6	14:50'23.863
8	39.491	37.214	31.542	19.768	2'08.015P	178,2	14:52'31.878
9	23.833	36.613	33.006	19.994	1'53.446	227,4	14:54'25.324
10	23.292	39.597	37.420	3'38.045	5'18.354P	250,6	14:59'43.678
11	40.143	36.974	32.191	19.488	2'08.796P	168,8	15:01'52.474
12	23.201	36.545	31.549	19.535	1'50.830	255,9	15:03'43.304
13	23.127	36.175	31.037	19.617	1'49.956	258,4	15:05'33.260
14	23.133	37.356	31.201	19.767	1'51.457	257,8	15:07'24.717
15	23.662	36.330	34.244	2'20.045	3'54.281P	248,8	15:11'18.998
16	53.261	1'09.536	1'01.317	38.753	3'42.867P	156,1	15:15'01.865
17	54.807	43.150	36.888	20.502	2'35.347	79,4	15:17'37.212
18	24.089	37.498	36.878	22.830	2'01.295	250,0	15:19'38.507
19	26.880	37.015	31.542	19.941	1'55.378	209,3	15:21'33.885
20	23.269	36.548	31.399	19.618	1'50.834	258,4	15:23'24.719
21	23.436	36.698	31.255	19.869	1'51.258	258,4	15:25'15.977
22	23.258	36.373	31.100	19.853	1'50.584	259,0	15:27'06.561

27/10/2023

P = Box In/Out - C = Tempo Invalidato

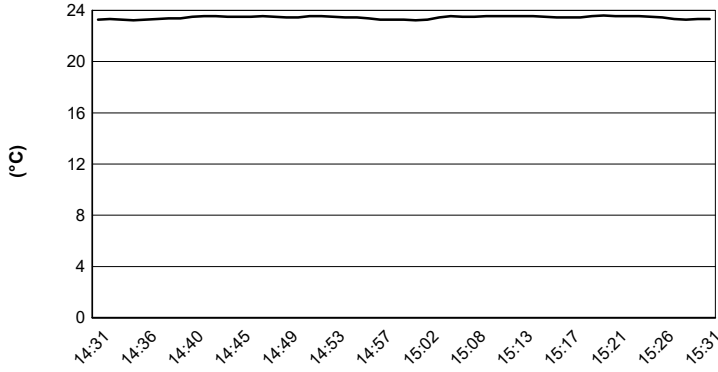
Powered by FICr PERUGIA TIMING



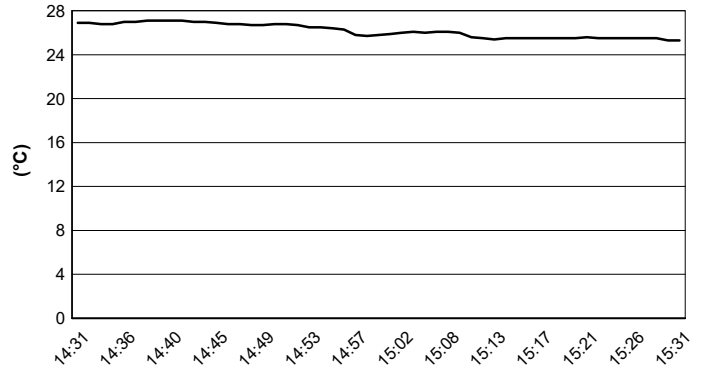


Imola Circuit 4.909 m

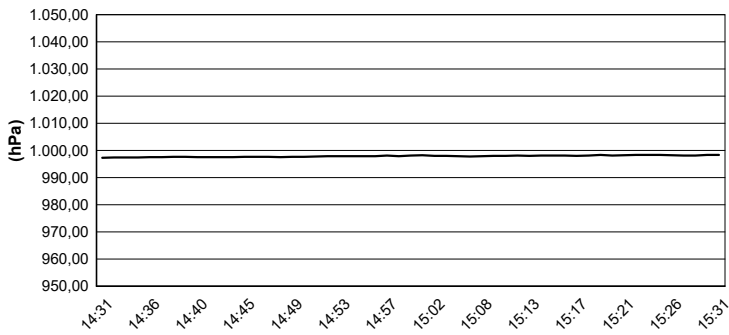
Air Temperature



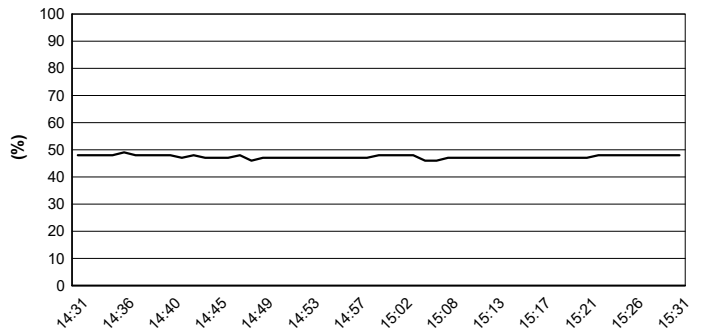
Track Temperature



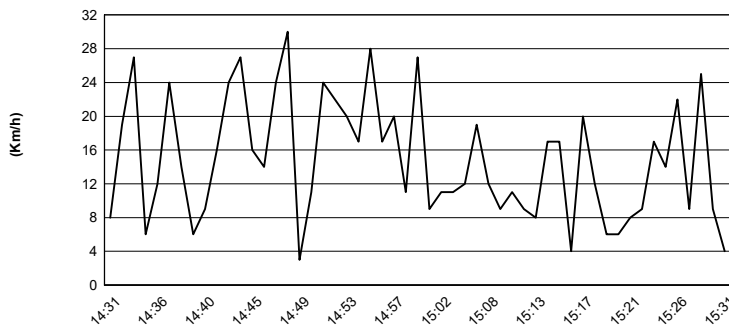
Air Pressure



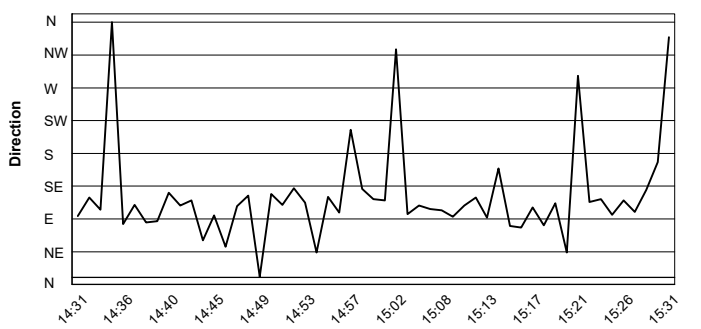
Humidity



Wind Speed



Wind Direction



27/10/2023

