

**ACI Racing Weekend Mugello, 8-9 Luglio 2023**

**Porsche Carrera Cup Italia - Classifica Gara 1**

Aut.Int. Mugello 5.245 m

Giri 16 = 83,920 km - Media 153,526 km/h - Tempo di gara 32'47.819

Num.	Conditore	Naz	Concorrente	Team	Auto	Classe	Giri	Tempo	Dist.	Rel.	Giro Veloce
1	<b>23 MALUCELLI</b> Matteo	ITA	Team Malucelli	Team Malucelli	Porsche 911 GT3 CUP 99		16	32'47.819			6 <b>1'52.397</b>
2	<b>3 CERQUI</b> Alberto	ITA	Bedriver	Bedriver	Porsche 911 GT3 CUP 99		16	32'48.771	<b>0.952</b>	<b>0.952</b>	6 1'52.420
3	<b>14 AGOSTINI</b> Riccardo	ITA	Scuderia Villorba Corse	Scuderia Villorba Corse	Porsche 911 GT3 CUP 99		16	32'50.794	<b>2.975</b>	<b>2.023</b>	7 1'52.477
4	<b>21 BERTONELLI</b> Diego	ITA	Bonaldi Motorsport	Bonaldi Motorsport	Porsche 911 GT3 CUP 99		16	32'55.335	<b>7.516</b>	<b>4.541</b>	7 1'52.736
5	<b>30 STRIGNANO</b> Benedetto	ITA	Scuderia Villorba Corse	Scuderia Villorba Corse	Porsche 911 GT3 CUP 99		16	32'59.727	<b>11.908</b>	<b>4.392</b>	6 1'53.189
6	<b>22 SLUTSKII</b> Artem	ISR	Target Competition	Target Competition	Porsche 911 GT3 CUP 99		16	33'05.364	<b>17.545</b>	<b>5.637</b>	16 1'53.674
7	<b>32 QUARESIMI</b> Gianmarco	ITA	Dinamic Motorsport	Dinamic Motorsport	Porsche 911 GT3 CUP 99		16	33'06.100	<b>18.281</b>	<b>0.736</b>	7 1'53.284
8P	<b>11 CAGLIONI</b> Leonardo	ITA	Ombra Racing	Ombra Racing	Porsche 911 GT3 CUP 99		16	33'06.671	<b>18.852</b>	<b>0.571</b>	6 1'53.210
9	<b>8 LORENZO</b> Jorge	ESP	Ghinzani Arco Motorsport	Team Q8 Hi-Perform	Porsche 911 GT3 CUP 99		16	33'06.869	<b>19.050</b>	<b>0.198</b>	8 1'53.558
10	<b>7 FERRARI</b> Lorenzo	ITA	Raptor Engineering	Raptor Engineering	Porsche 911 GT3 CUP 99		16	33'09.026	<b>21.207</b>	<b>2.157</b>	11 1'53.611
11P	<b>15 FESTANTE</b> Aldo	ITA	Dinamic Motorsport	Dinamic Motorsport	Porsche 911 GT3 CUP 99		16	33'09.825	<b>22.006</b>	<b>0.799</b>	7 1'53.395
12	<b>9 FONTANA</b> Andrea	ITA	Ebimotors	Ebimotors	Porsche 911 GT3 CUP 99		16	33'13.758	<b>25.939</b>	<b>3.933</b>	6 1'53.242
13	<b>16 LEVORATO</b> Giammarco	ITA	The Driving Experiences	The Driving Experiences	Porsche 911 GT3 CUP 99		16	33'14.211	<b>26.392</b>	<b>0.453</b>	13 1'53.490
14	<b>2 SLUTSKII</b> Zakhar	ISR	Target Competition	Target Competition	Porsche 911 GT3 CUP 99		16	33'15.671	<b>27.852</b>	<b>1.460</b>	14 1'54.040
15	<b>12 LING</b> Kang	CHN	Ombra Racing	Ombra Racing	Porsche 911 GT3 CUP 99		16	33'16.041	<b>28.222</b>	<b>0.370</b>	14 1'53.790
16	<b>25 MÜLLER</b> Marçal	BRA	Enrico Fulgenzi Racing	Enrico Fulgenzi Racing	Porsche 911 GT3 CUP 99		16	33'20.015	<b>32.196</b>	<b>3.974</b>	10 1'54.584
17	<b>52 DE AMICIS</b> Alberto	ITA	Ebimotors	Ebimotors	Porsche 911 GT3 CUP 99	MC	16	33'20.677	<b>32.858</b>	<b>0.662</b>	11 1'54.571
18	<b>50 FENICI</b> Francesco Maria	ITA	AB Racing	AB Racing	Porsche 911 GT3 CUP 99	MC	16	33'21.559	<b>33.740</b>	<b>0.882</b>	15 1'54.692
19	<b>67 DE GIACOMI</b> Alex	ITA	Tsunami RT	Tsunami RT	Porsche 911 GT3 CUP 99	MC	16	33'22.348	<b>34.529</b>	<b>0.789</b>	11 1'54.514
20	<b>6 GUIRRERI</b> Giuseppe	ITA	Raptor Engineering	Raptor Engineering	Porsche 911 GT3 CUP 99		16	33'23.468	<b>35.649</b>	<b>1.120</b>	15 1'54.615
21	<b>70 GIORGI</b> Gianluca	ITA	Bedriver	Bedriver	Porsche 911 GT3 CUP 99	MC	16	33'27.850	<b>40.031</b>	<b>4.382</b>	8 1'54.948
22	<b>64 SELVA</b> Livio	ITA	Ghinzani Arco Motorsport	Ghinzani Arco Motorsport	Porsche 911 GT3 CUP 99	MC	16	33'38.219	<b>50.400</b>	<b>10.369</b>	8 1'55.005
23	<b>24 PAPADOPULOS</b> Alexandre	USA	Tsunami RT	Tsunami RT	Porsche 911 GT3 CUP 99		16	33'40.928	<b>53.109</b>	<b>2.709</b>	8 1'54.928
24	<b>89 HAN</b> Huilin	CHN	AB Racing	AB Racing	Porsche 911 GT3 CUP 99	MC	16	33'50.088	<b>1'02.269</b>	<b>9.160</b>	9 1'56.544
25	<b>69 MONTAGNESE</b> Massimiliano	ITA	Team Malucelli	Team Malucelli	Porsche 911 GT3 CUP 99	MC	16	33'50.308	<b>1'02.489</b>	<b>0.220</b>	6 1'55.673
26	<b>60 GALASSI</b> Marco	SMR	Team Malucelli	Team Malucelli	Porsche 911 GT3 CUP 99	MC	16	33'52.414	<b>1'04.595</b>	<b>2.106</b>	9 1'55.784
27	<b>51 GNEMMI</b> Paolo	ITA	Ebimotors	Ebimotors	Porsche 911 GT3 CUP 99	MC	16	34'26.192	<b>1'38.373</b>	<b>33.778</b>	9 1'55.118
28	<b>55 SCANZI</b> Giacomo	ITA	Ghinzani Arco Motorsport	Ghinzani Arco Motorsport	Porsche 911 GT3 CUP 99	MC	16	34'43.683	<b>1'55.864</b>	<b>17.491</b>	11 1'55.939
29	<b>27 LAURINI</b> Lodovico	ITA	Dinamic Motorsport	Dinamic Motorsport	Porsche 911 GT3 CUP 99		11	23'42.642	<b>5 Giri</b>	<b>5 Giri</b>	9 1'54.677
30	<b>77 NAVATTA</b> Massimo	ITA	Raptor Engineering	Raptor Engineering	Porsche 911 GT3 CUP 99	MC	11	25'04.951	<b>5 Giri</b>	<b>1'22.309</b>	7 1'56.961
----- Non Classificati -----											
RIT	<b>79 ZELGER</b> Johannes	ITA	Tsunami RT	Tsunami RT	Porsche 911 GT3 CUP 99	MC	10	22'28.849	<b>6 Giri</b>		6 1'56.309
RIT	<b>17 FULGENZI</b> Enrico	ITA	Enrico Fulgenzi Racing	Enrico Fulgenzi Racing	Porsche 911 GT3 CUP 99		0				
RIT	<b>10 ARMANNI</b> Pietro	ITA	Ombra Racing	Ombra Racing	Porsche 911 GT3 CUP 99		0				

Partenti: 33 Classificati: 30 Non Classificati: 0 Ritirati: 3 Non Partiti: 0  
Giro Veloce N. 6 Num. 23 Matteo Malucelli Tempo 1'52.397 Media. 167,994 Km/h

Umidità	32%	ARIA	32°C
Condizioni	DRY	Pista	50°C

**Penalty and Infringment**

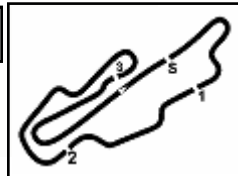
20.00 **11 L. CAGLIONI** Time Penalty + 5 sec Stewards decision n.9  
20.01 **15 A. FESTANTE** Time Penalty + 5 sec Stewards decision n.10

Stewards : Valerio Brizzolari Simone Leoni Gabriele Lancieri

08/07/2023 Inizio 16:48 Fine 17:23

Esposta alle: .....





**ACI Racing Weekend Mugello, 8-9 Luglio 2023**

**Porsche Carrera Cup Italia - Classifica di Classe Gara 1**

**Michelin Cup**

Giri 16 = 83,920 km - Media 151,005 km/h - Tempo di gara 33'20.677

Num.	Conduuttore	Naz	Concorrente	Team	Auto	Giri	Tempo	Dist.	Rel.	Giro Veloce
1	<b>52 DE AMICIS</b> Alberto	ITA	Ebimotors	Ebimotors	Porsche 911 GT3 CUP 99	16	33'20.677			11 1'54.571
2	<b>50 FENICI</b> Francesco Maria	ITA	AB Racing	AB Racing	Porsche 911 GT3 CUP 99	16	33'21.559	<b>0.882</b>	<b>0.882</b>	15 1'54.692
3	<b>67 DE GIACOMI</b> Alex	ITA	Tsunami RT	Tsunami RT	Porsche 911 GT3 CUP 99	16	33'22.348	<b>1.671</b>	<b>0.789</b>	11 <b>1'54.514</b>
4	<b>70 GIORGI</b> Gianluca	ITA	Bedriver	Bedriver	Porsche 911 GT3 CUP 99	16	33'27.850	<b>7.173</b>	<b>5.502</b>	8 1'54.948
5	<b>64 SELVA</b> Livio	ITA	Ghinzani Arco Motorsport	Ghinzani Arco Motorsport	Porsche 911 GT3 CUP 99	16	33'38.219	<b>17.542</b>	<b>10.369</b>	8 1'55.005
6	<b>89 HAN</b> Huilin	CHN	AB Racing	AB Racing	Porsche 911 GT3 CUP 99	16	33'50.088	<b>29.411</b>	<b>11.869</b>	9 1'56.544
7	<b>69 MONTAGNESE</b> Massimiliano	ITA	Team Malucelli	Team Malucelli	Porsche 911 GT3 CUP 99	16	33'50.308	<b>29.631</b>	<b>0.220</b>	6 1'55.673
8	<b>60 GALASSI</b> Marco	SMR	Team Malucelli	Team Malucelli	Porsche 911 GT3 CUP 99	16	33'52.414	<b>31.737</b>	<b>2.106</b>	9 1'55.784
9	<b>51 GNEMMI</b> Paolo	ITA	Ebimotors	Ebimotors	Porsche 911 GT3 CUP 99	16	34'26.192	<b>1'05.515</b>	<b>33.778</b>	9 1'55.118
10	<b>55 SCANZI</b> Giacomo	ITA	Ghinzani Arco Motorsport	Ghinzani Arco Motorsport	Porsche 911 GT3 CUP 99	16	34'43.683	<b>1'23.006</b>	<b>17.491</b>	11 1'55.939
11	<b>77 NAVATTA</b> Massimo	ITA	Raptor Engineering	Raptor Engineering	Porsche 911 GT3 CUP 99	11	25'04.951	<b>5 Giri</b>	<b>5 Giri</b>	7 1'56.961
----- <b>Non Classificati</b> -----										
RIT	<b>79 ZELGER</b> Johannes	ITA	Tsunami RT	Tsunami RT	Porsche 911 GT3 CUP 99	10	22'28.849	<b>6 Giri</b>		6 1'56.309

Partenti: 12 Classificati: 11 Non Classificati: 0 Ritirati: 1 Non Partiti: 0

Giro Veloce N. 11 Num. 67 Alex De Giacomi Tempo 1'54.514 Media. 164,888 Km/h

Umidità	32%	ARIA	32°C
Condizioni	DRY	Pista	50°C

Direttore di Gara : Antonio Canu

Direttore di Prova : Massimiliano Ghinassi

08/07/2023 Inizio 16:48 Fine 17:23

Esposta alle: .....

Powered by FICR PERUGIA TIMING



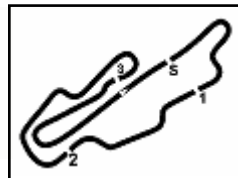
**PORSCHE**

**CARRERA CUP  
ITALIA**

**ACI Racing Weekend Mugello, 8-9 Luglio 2023**

**Porsche Carrera Cup Italia - Contagiri Gara 1**

**5.3**



Aut.Int. Mugello 5.245 m

**Giro**

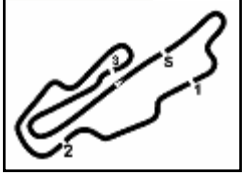
	1	2	3	4	5	6	7	8	9	10	11	12	13	14	15	16
1	23	23	23	23	23	23	23	23	23	23	23	23	23	23	23	23
2	3	3	3	3	3	3	3	3	3	3	3	3	3	3	3	3
3	14	14	14	14	14	14	14	14	14	14	14	14	14	14	14	14
4	21	21	21	21	21	21	21	21	21	21	21	21	21	21	21	21
5	9	9	9	9	9	9	9	9	30	30	30	30	30	30	30	30
6	30	30	30	30	30	30	30	30	11	11	11	11	11	11	11	11
7	11	11	11	11	11	11	11	11	32	32	32	15	15	15	15	15
8	15	15	15	15	32	32	32	32	15	15	15	22	22	22	22	22
9	32	32	32	32	15	15	15	15	22	22	22	32	32	32	32	32
10	22	22	22	22	22	22	22	22	8	8	8	8	8	8	8	8
11	27	27	27	27	27	27	27	8	7	7	7	7	7	7	7	7
12	7	7	7	7	8	8	8	7	9	9	9	9	9	9	9	9
13	8	8	8	8	7	7	7	27	27	27	2	16	16	16	16	16
14	16	16	16	16	16	16	16	16	16	16	16	2	2	2	2	2
15	12	12	12	12	2	12	12	2	2	2	2	12	12	12	12	12
16	2	2	2	2	12	2	2	12	12	12	25	25	25	25	25	25
17	52	52	52	52	52	25	25	25	25	25	25	52	52	52	52	52
18	25	25	25	25	25	52	52	52	52	52	50	50	50	50	50	50
19	51	51	51	51	51	51	51	50	50	50	50	67	67	67	67	67
20	50	50	50	50	50	50	67	67	67	67	67	6	6	6	6	6
21	67	67	67	67	67	67	51	51	51	51	6	70	70	70	70	70
22	64	64	64	64	70	70	6	6	6	6	70	64	64	64	64	64
23	70	70	70	70	64	64	70	70	70	70	64	69	69	24	24	24
24	6	6	6	6	6	6	64	64	64	64	55	60	24	89	89	89
25	24	55	55	55	55	55	55	55	55	55	24	24	89	69	69	69
26	55	89	89	89	89	69	69	69	24	24	69	89	60	60	60	60
27	89	69	69	69	69	89	24	24	69	69	60	51	51	51	51	51
28	69	60	60	60	60	60	89	60	60	60	89	55	55	55	55	55
29	60	77	77	77	24	24	60	89	89	89	51					
30	77	79	79	79	79	79	77	77	77	77	77					
31	79	24	24	24	77	77	79	79	79	79						

**Final Result**

1	<b>23 MALUCELLI M.</b>	Giri 16
2	<b>3 CERQUI A.</b>	0.952
3	<b>14 AGOSTINI R.</b>	2.975
4	<b>21 BERTONELLI D.</b>	7.516
5	<b>30 STRIGNANO B.</b>	11.908
6	<b>22 SLUTSKII A.</b>	17.545
7	<b>32 QUARESMINI G.</b>	18.281
8	<b>11 CAGLIONI L. (P)</b>	18.852
9	<b>8 LORENZO J.</b>	19.050
10	<b>7 FERRARI L.</b>	21.207
11	<b>15 FESTANTE A. (P)</b>	22.006
12	<b>9 FONTANA A.</b>	25.939
13	<b>16 LEVORATO G.</b>	26.392
14	<b>2 SLUTSKII Z.</b>	27.852
15	<b>12 LING K.</b>	28.222
16	<b>25 MÜLLER M.</b>	32.196
17	<b>52 DE AMICIS A.</b>	32.858
18	<b>50 FENICI F.</b>	33.740
19	<b>67 DE GIACOMI A.</b>	34.529
20	<b>6 GUIRRERI G.</b>	35.649
21	<b>70 GIORGI G.</b>	40.031
22	<b>64 SELVA L.</b>	50.400
23	<b>24 PAPADOPULOS A.</b>	53.109
24	<b>89 HAN H.</b>	1'02.269
25	<b>69 MONTAGNESE M.</b>	1'02.489
26	<b>60 GALASSI M.</b>	1'04.595
27	<b>51 GNEMMI P.</b>	1'38.373
28	<b>55 SCANZI G.</b>	1'55.864
29	<b>27 LAURINI L.</b>	5 Giri
30	<b>77 NAVATTA M.</b>	5 Giri
RIT	<b>79 ZELGER J.</b>	6 Giri
RIT	<b>10 ARMANNI P.</b>	
RIT	<b>17 FULGENZI E.</b>	

Powered by **FICr PERUGIA TIMING**





**CLASSIFICA**

1	<b>23 MALUCELLI</b> Matteo	Porsche 911 GT3 CUP 992	Giri 16
2	<b>3 CERQUI</b> Alberto	Porsche 911 GT3 CUP 992	0.952
3	<b>14 AGOSTINI</b> Riccardo	Porsche 911 GT3 CUP 992	2.975
4	<b>21 BERTONELLI</b> Diego	Porsche 911 GT3 CUP 992	7.516
5	<b>30 STRIGNANO</b> Benedetto	Porsche 911 GT3 CUP 992	11.908
6	<b>22 SLUTSKII</b> Artem	Porsche 911 GT3 CUP 992	17.545
7	<b>32 QUAREMINI</b> Gianmarco	Porsche 911 GT3 CUP 992	18.281
8	<b>11 CAGLIONI</b> Leonardo	Porsche 911 GT3 CUP 992	18.852
9	<b>8 LORENZO</b> Jorge	Porsche 911 GT3 CUP 992	19.050
10	<b>7 FERRARI</b> Lorenzo	Porsche 911 GT3 CUP 992	21.207
11	<b>15 FESTANTE</b> Aldo	Porsche 911 GT3 CUP 992	22.006
12	<b>9 FONTANA</b> Andrea	Porsche 911 GT3 CUP 992	25.939
13	<b>16 LEVORATO</b> Giammarco	Porsche 911 GT3 CUP 992	26.392
14	<b>2 SLUTSKII</b> Zakhar	Porsche 911 GT3 CUP 992	27.852
15	<b>12 LING</b> Kang	Porsche 911 GT3 CUP 992	28.222
16	<b>25 MÜLLER</b> Marçal	Porsche 911 GT3 CUP 992	32.196
17	<b>52 DE AMICIS</b> Alberto	Porsche 911 GT3 CUP 992	32.858
18	<b>50 FENICI</b> Francesco Maria	Porsche 911 GT3 CUP 992	33.740
19	<b>67 DE GIACOMI</b> Alex	Porsche 911 GT3 CUP 992	34.529
20	<b>6 GUIRRETI</b> Giuseppe	Porsche 911 GT3 CUP 992	35.649
21	<b>70 GIORGI</b> Gianluca	Porsche 911 GT3 CUP 992	40.031
22	<b>64 SELVA</b> Livio	Porsche 911 GT3 CUP 992	50.400
23	<b>24 PAPADOPULOS</b> Alexandre	Porsche 911 GT3 CUP 992	53.109
24	<b>89 HAN</b> Huilin	Porsche 911 GT3 CUP 992	1'02.269
25	<b>69 MONTAGNESE</b> Massimiliano	Porsche 911 GT3 CUP 992	1'02.489
26	<b>60 GALASSI</b> Marco	Porsche 911 GT3 CUP 992	1'04.595
27	<b>51 GNEMMI</b> Paolo	Porsche 911 GT3 CUP 992	1'38.373
28	<b>55 SCANZI</b> Giacomo	Porsche 911 GT3 CUP 992	1'55.864
29	<b>27 LAURINI</b> Lodovico	Porsche 911 GT3 CUP 992	5 Giri
30	<b>77 NAVATTA</b> Massimo	Porsche 911 GT3 CUP 992	5 Giri
RIT	<b>79 ZELGER</b> Johannes	Porsche 911 GT3 CUP 992	6 Giri
RIT	<b>10 ARMANNI</b> Pietro	Porsche 911 GT3 CUP 992	
RIT	<b>17 FULGENZI</b> Enrico	Porsche 911 GT3 CUP 992	

**SPEED**

1	<b>16 LEVORATO</b> Giammarco	Porsche 911 GT3 CUP 992	264,7
2	<b>2 SLUTSKII</b> Zakhar	Porsche 911 GT3 CUP 992	264,7
3	<b>15 FESTANTE</b> Aldo	Porsche 911 GT3 CUP 992	264,1
4	<b>7 FERRARI</b> Lorenzo	Porsche 911 GT3 CUP 992	263,4
5	<b>32 QUAREMINI</b> Gianmarco	Porsche 911 GT3 CUP 992	263,4
6	<b>8 LORENZO</b> Jorge	Porsche 911 GT3 CUP 992	262,8
7	<b>30 STRIGNANO</b> Benedetto	Porsche 911 GT3 CUP 992	262,8
8	<b>51 GNEMMI</b> Paolo	Porsche 911 GT3 CUP 992	262,8
9	<b>12 LING</b> Kang	Porsche 911 GT3 CUP 992	262,1
10	<b>50 FENICI</b> Francesco Maria	Porsche 911 GT3 CUP 992	262,1
11	<b>52 DE AMICIS</b> Alberto	Porsche 911 GT3 CUP 992	262,1
12	<b>70 GIORGI</b> Gianluca	Porsche 911 GT3 CUP 992	262,1
13	<b>67 DE GIACOMI</b> Alex	Porsche 911 GT3 CUP 992	261,5
14	<b>6 GUIRRETI</b> Giuseppe	Porsche 911 GT3 CUP 992	261,5
15	<b>9 FONTANA</b> Andrea	Porsche 911 GT3 CUP 992	261,5
16	<b>22 SLUTSKII</b> Artem	Porsche 911 GT3 CUP 992	261,5
17	<b>69 MONTAGNESE</b> Massimiliano	Porsche 911 GT3 CUP 992	260,9
18	<b>21 BERTONELLI</b> Diego	Porsche 911 GT3 CUP 992	260,9
19	<b>24 PAPADOPULOS</b> Alexandre	Porsche 911 GT3 CUP 992	260,9
20	<b>25 MÜLLER</b> Marçal	Porsche 911 GT3 CUP 992	260,9
21	<b>60 GALASSI</b> Marco	Porsche 911 GT3 CUP 992	260,9
22	<b>64 SELVA</b> Livio	Porsche 911 GT3 CUP 992	260,9
23	<b>11 CAGLIONI</b> Leonardo	Porsche 911 GT3 CUP 992	260,9
24	<b>89 HAN</b> Huilin	Porsche 911 GT3 CUP 992	260,2
25	<b>14 AGOSTINI</b> Riccardo	Porsche 911 GT3 CUP 992	260,2
26	<b>27 LAURINI</b> Lodovico	Porsche 911 GT3 CUP 992	260,2
27	<b>55 SCANZI</b> Giacomo	Porsche 911 GT3 CUP 992	259,0
28	<b>3 CERQUI</b> Alberto	Porsche 911 GT3 CUP 992	258,4
29	<b>79 ZELGER</b> Johannes	Porsche 911 GT3 CUP 992	258,4
30	<b>23 MALUCELLI</b> Matteo	Porsche 911 GT3 CUP 992	257,8
31	<b>77 NAVATTA</b> Massimo	Porsche 911 GT3 CUP 992	256,5

**SEG. 1**

1	<b>3 CERQUI</b> Alberto	27.004
2	<b>23 MALUCELLI</b> Matteo	27.022
3	<b>14 AGOSTINI</b> Riccardo	27.055
4	<b>21 BERTONELLI</b> Diego	27.170
5	<b>9 FONTANA</b> Andrea	27.214
6	<b>30 STRIGNANO</b> Benedetto	27.239
7	<b>15 FESTANTE</b> Aldo	27.255
8	<b>8 LORENZO</b> Jorge	27.277
9	<b>22 SLUTSKII</b> Artem	27.286
10	<b>2 SLUTSKII</b> Zakhar	27.303
11	<b>70 GIORGI</b> Gianluca	27.308
12	<b>32 QUAREMINI</b> Gianmarco	27.327
13	<b>11 CAGLIONI</b> Leonardo	27.332
14	<b>12 LING</b> Kang	27.333
15	<b>7 FERRARI</b> Lorenzo	27.339
16	<b>16 LEVORATO</b> Giammarco	27.390
17	<b>64 SELVA</b> Livio	27.442
18	<b>24 PAPADOPULOS</b> Alexand	27.507
19	<b>52 DE AMICIS</b> Alberto	27.529
20	<b>50 FENICI</b> Francesco Maria	27.537
21	<b>25 MÜLLER</b> Marçal	27.538
22	<b>6 GUIRRETI</b> Giuseppe	27.564
23	<b>67 DE GIACOMI</b> Alex	27.583
24	<b>69 MONTAGNESE</b> Massimil	27.595
25	<b>55 SCANZI</b> Giacomo	27.714
26	<b>27 LAURINI</b> Lodovico	27.757
27	<b>51 GNEMMI</b> Paolo	27.790
28	<b>89 HAN</b> Huilin	27.887
29	<b>79 ZELGER</b> Johannes	27.898
30	<b>60 GALASSI</b> Marco	27.936
31	<b>77 NAVATTA</b> Massimo	28.228
32	<b>10 ARMANNI</b> Pietro	36.801
33	<b>17 FULGENZI</b> Enrico	36.813

**SEG. 2**

1	<b>23 MALUCELLI</b> Matteo	22.791
2	<b>21 BERTONELLI</b> Diego	22.796
3	<b>30 STRIGNANO</b> Benedetto	22.821
4	<b>3 CERQUI</b> Alberto	22.834
5	<b>14 AGOSTINI</b> Riccardo	22.900
6	<b>11 CAGLIONI</b> Leonardo	22.942
7	<b>16 LEVORATO</b> Giammarco	22.970
8	<b>22 SLUTSKII</b> Artem	22.973
9	<b>15 FESTANTE</b> Aldo	22.980
10	<b>6 GUIRRETI</b> Giuseppe	23.022
11	<b>8 LORENZO</b> Jorge	23.052
12	<b>9 FONTANA</b> Andrea	23.078
13	<b>27 LAURINI</b> Lodovico	23.101
14	<b>32 QUAREMINI</b> Gianmarco	23.117
15	<b>7 FERRARI</b> Lorenzo	23.128
16	<b>12 LING</b> Kang	23.189
17	<b>70 GIORGI</b> Gianluca	23.215
18	<b>2 SLUTSKII</b> Zakhar	23.242
19	<b>24 PAPADOPULOS</b> Alexand	23.307
20	<b>67 DE GIACOMI</b> Alex	23.321
21	<b>50 FENICI</b> Francesco Maria	23.336
22	<b>52 DE AMICIS</b> Alberto	23.337
23	<b>25 MÜLLER</b> Marçal	23.369
24	<b>60 GALASSI</b> Marco	23.539
25	<b>64 SELVA</b> Livio	23.569
26	<b>51 GNEMMI</b> Paolo	23.599
27	<b>69 MONTAGNESE</b> Massimil	23.661
28	<b>55 SCANZI</b> Giacomo	23.680
29	<b>79 ZELGER</b> Johannes	23.683
30	<b>89 HAN</b> Huilin	23.850
31	<b>77 NAVATTA</b> Massimo	24.126

**SEG. 3**

1	<b>23 MALUCELLI</b> Matteo	35.517
2	<b>3 CERQUI</b> Alberto	35.518
3	<b>14 AGOSTINI</b> Riccardo	35.658
4	<b>9 FONTANA</b> Andrea	35.741
5	<b>21 BERTONELLI</b> Diego	35.760
6	<b>32 QUAREMINI</b> Gianmarco	35.862
7	<b>30 STRIGNANO</b> Benedetto	35.927
8	<b>11 CAGLIONI</b> Leonardo	35.952
9	<b>8 LORENZO</b> Jorge	35.978
10	<b>15 FESTANTE</b> Aldo	36.029
11	<b>24 PAPADOPULOS</b> Alexand	36.074
12	<b>22 SLUTSKII</b> Artem	36.084
13	<b>16 LEVORATO</b> Giammarco	36.092
14	<b>7 FERRARI</b> Lorenzo	36.104
15	<b>12 LING</b> Kang	36.255
16	<b>25 MÜLLER</b> Marçal	36.268
17	<b>2 SLUTSKII</b> Zakhar	36.272
18	<b>50 FENICI</b> Francesco Maria	36.275
19	<b>67 DE GIACOMI</b> Alex	36.337
20	<b>27 LAURINI</b> Lodovico	36.344
21	<b>6 GUIRRETI</b> Giuseppe	36.373
22	<b>51 GNEMMI</b> Paolo	36.441
23	<b>52 DE AMICIS</b> Alberto	36.460
24	<b>70 GIORGI</b> Gianluca	36.477
25	<b>69 MONTAGNESE</b> Massimil	36.493
26	<b>60 GALASSI</b> Marco	36.601
27	<b>64 SELVA</b> Livio	36.635
28	<b>55 SCANZI</b> Giacomo	36.790
29	<b>77 NAVATTA</b> Massimo	36.993
30	<b>79 ZELGER</b> Johannes	37.000
31	<b>89 HAN</b> Huilin	37.000

**SEG. 4**

1	<b>14 AGOSTINI</b> Riccardo	26.717
2	<b>15 FESTANTE</b> Aldo	26.770
3	<b>21 BERTONELLI</b> Diego	26.801
4	<b>23 MALUCELLI</b> Matteo	26.807
5	<b>30 STRIGNANO</b> Benedetto	26.819
6	<b>3 CERQUI</b> Alberto	26.840
7	<b>8 LORENZO</b> Jorge	26.862
8	<b>2 SLUTSKII</b> Zakhar	26.864
9	<b>7 FERRARI</b> Lorenzo	26.866
10	<b>32 QUAREMINI</b> Gianmarco	26.870
11	<b>11 CAGLIONI</b> Leonardo	26.871
12	<b>9 FONTANA</b> Andrea	26.876
13	<b>16 LEVORATO</b> Giammarco	26.878
14	<b>52 DE AMICIS</b> Alberto	26.936
15	<b>22 SLUTSKII</b> Artem	26.946
16	<b>12 LING</b> Kang	26.971
17	<b>50 FENICI</b> Francesco Maria	26.983
18	<b>25 MÜLLER</b> Marçal	27.016
19	<b>6 GUIRRETI</b> Giuseppe	27.021
20	<b>64 SELVA</b> Livio	27.023
21	<b>51 GNEMMI</b> Paolo	27.055
22	<b>70 GIORGI</b> Gianluca	27.087
23	<b>60 GALASSI</b> Marco	27.100
24	<b>67 DE GIACOMI</b> Alex	27.101
25	<b>27 LAURINI</b> Lodovico	27.113
26	<b>69 MONTAGNESE</b> Massimil	27.138
27	<b>79 ZELGER</b> Johannes	27.214
28	<b>24 PAPADOPULOS</b> Alexand	27.239
29	<b>55 SCANZI</b> Giacomo	27.281
30	<b>89 HAN</b> Huilin	27.337
31	<b>77 NAVATTA</b> Massimo	27.341

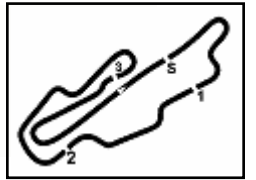


ACI Racing Weekend Mugello, 8-9 Luglio 2023

Porsche Carrera Cup Italia - Analisi Tempi Gara 1

Start at 16:48'10.412

5.5



Aut.Int. Mugello 5.245 m

1 / 5

**2 Z. SLUTSKII (1'54.040)**

Giro	Seg.1	Seg.2	Seg.3	Seg.4	T. Giro	km/h	Local Time
1			38.655	37.244	2'18.914		16:50'29.326
2	34.730	34.820	49.579	42.253	2'41.382	173,4	16:53'10.708
3	34.121	38.737	52.742	42.309	2'47.909	160,2	16:55'58.617
4	35.774	34.088	40.526	38.512	2'28.900	176,8	16:58'27.517
5	27.954	23.787	37.584	27.070	1'56.395	260,2	17:00'23.912
6	27.808	23.848	37.709	27.149	1'56.514	255,3	17:02'20.426
7	<b>27.303</b>	23.532	<b>36.272</b>	27.201	1'54.308	261,5	17:04'14.734
8	27.736	24.029	36.292	27.043	1'55.100	260,9	17:06'09.834
9	27.366	23.267	36.557	26.967	1'54.157	260,9	17:08'03.991
10	27.704	23.457	36.572	27.070	1'54.803	261,5	17:09'58.794
11	27.730	23.470	36.462	26.952	1'54.614	262,1	17:11'53.408
12	27.812	23.503	36.316	<b>26.864</b>	1'54.495	<b>264,7</b>	17:13'47.903
13	27.863	<b>23.242</b>	36.551	26.994	1'54.650	258,4	17:15'42.553
14	27.566	23.251	36.281	26.942	<b>1'54.040</b>	259,0	17:17'36.593
15	27.769	23.678	36.687	26.938	1'55.072	260,9	17:19'31.665
16	27.464	23.279	36.746	26.929	1'54.418	260,9	17:21'26.083

Tempo di gara 33'15.671

**3 A. CERQUI (1'52.420)**

Giro	Seg.1	Seg.2	Seg.3	Seg.4	T. Giro	km/h	Local Time
1		23.093	35.627	31.374	2'04.795		16:50'15.207
2	38.109	34.817	49.249	38.293	2'40.468	140,1	16:52'55.675
3	36.866	38.500	52.328	39.585	2'47.279	156,7	16:55'42.954
4	38.940	30.414	49.279	42.365	2'40.998	195,7	16:58'23.952
5	27.928	22.924	35.644	26.869	1'53.365	257,8	17:00'17.317
6	27.184	<b>22.834</b>	<b>35.518</b>	26.884	<b>1'52.420</b>	256,5	17:02'09.737
7	27.238	22.840	35.617	<b>26.840</b>	1'52.535	256,5	17:04'02.272
8	27.143	22.897	35.757	26.859	1'52.656	257,1	17:05'54.928
9	27.244	23.010	35.857	26.941	1'53.052	<b>258,4</b>	17:07'47.980
10	27.218	22.971	36.059	26.887	1'53.135	257,8	17:09'41.115
11	27.207	23.014	35.824	26.906	1'52.951	257,1	17:11'34.066
12	27.265	22.990	35.701	26.883	1'52.839	256,5	17:13'26.905
13	27.359	23.284	35.837	26.877	1'53.357	257,1	17:15'20.262
14	27.122	23.071	35.853	26.873	1'52.919	257,1	17:17'13.181
15	27.206	22.959	35.815	26.959	1'52.939	255,9	17:19'06.120
16	<b>27.004</b>	23.068	36.093	26.898	1'53.063	257,8	17:20'59.183

Tempo di gara 32'48.771

**6 G. GUIRRERI (1'54.615)**

Giro	Seg.1	Seg.2	Seg.3	Seg.4	T. Giro	km/h	Local Time
1		25.657	39.430	42.068	2'27.561		16:50'37.973
2	33.540	34.936	49.810	43.698	2'41.984	183,7	16:53'19.957
3	33.784	38.340	52.255	42.811	2'47.190	203,4	16:56'07.147
4	34.694	31.993	39.924	37.730	2'24.341	191,8	16:58'31.488
5	28.753	23.917	36.685	27.303	1'56.658	259,0	17:00'28.146
6	27.778	23.604	36.978	27.311	1'55.671	260,2	17:02'23.817
7	27.755	23.846	36.921	<b>27.021</b>	1'55.543	260,9	17:04'19.360
8	<b>27.564</b>	23.421	36.817	27.197	1'54.999	260,2	17:06'14.359
9	27.691	23.640	36.624	27.239	1'55.194	<b>261,5</b>	17:08'09.553
10	27.639	23.990	36.571	27.339	1'55.539	260,2	17:10'05.092
11	28.120	<b>23.022</b>	36.475	27.318	1'54.935	<b>261,5</b>	17:12'00.027
12	27.677	23.376	36.420	27.284	1'54.757	257,8	17:13'54.784
13	27.687	23.369	36.418	27.169	1'54.643	257,1	17:15'49.427
14	27.848	23.359	36.529	27.054	1'54.790	258,4	17:17'44.217
15	27.660	23.423	<b>36.373</b>	27.159	<b>1'54.615</b>	259,0	17:19'38.832
16	27.746	23.517	36.592	27.193	1'55.048	259,0	17:21'33.880

Tempo di gara 33'23.468

**7 L. FERRARI (1'53.611)**

Giro	Seg.1	Seg.2	Seg.3	Seg.4	T. Giro	km/h	Local Time
1		24.756	38.021	35.460	2'15.630		16:50'26.042
2	34.743	35.096	49.398	41.539	2'40.776	165,6	16:53'06.818
3	34.745	38.760	52.654	42.251	2'48.410	146,7	16:55'55.228
4	35.111	33.622	42.567	40.070	2'31.370	164,9	16:58'26.598

5	27.696	24.116	37.247	27.616	1'56.675	259,6	17:00'23.273
6	27.823	23.620	37.108	27.199	1'55.750	<b>263,4</b>	17:02'19.023
7	27.495	23.322	36.397	27.156	1'54.370	262,1	17:04'13.393
8	27.556	23.296	<b>36.104</b>	27.024	1'53.980	262,8	17:06'07.373
9	27.364	23.182	36.541	26.967	1'54.054	259,6	17:08'01.427
10	27.544	23.330	36.218	26.940	1'54.032	260,2	17:09'55.459
11	<b>27.339</b>	23.148	36.145	26.979	<b>1'53.611</b>	260,2	17:11'49.070
12	27.483	<b>23.128</b>	36.312	26.871	1'53.794	259,6	17:13'42.864
13	27.487	23.197	36.314	27.210	1'54.208	260,9	17:15'37.072
14	27.417	23.162	36.374	<b>26.866</b>	1'53.819	259,6	17:17'30.891
15	27.592	23.280	36.331	27.014	1'54.217	259,6	17:19'25.108
16	27.670	23.283	36.357	27.020	1'54.330	259,6	17:21'19.438

Tempo di gara 33'09.026

**8 J. LORENZO (1'53.558)**

Giro	Seg.1	Seg.2	Seg.3	Seg.4	T. Giro	km/h	Local Time
1		25.041	38.083	35.930	2'16.505		16:50'26.917
2	34.426	35.676	49.216	41.622	2'40.940	181,5	16:53'07.857
3	34.687	38.828	52.370	42.236	2'48.121	144,0	16:55'55.978
4	35.709	33.931	41.549	39.653	2'30.842	172,8	16:58'26.820
5	27.883	24.137	37.232	27.048	1'56.300	<b>262,8</b>	17:00'23.120
6	27.684	23.479	36.924	26.956	1'55.043	260,9	17:02'18.163
7	27.633	23.587	36.582	27.105	1'54.907	260,9	17:04'13.070
8	27.456	23.168	36.035	26.899	<b>1'53.558</b>	259,6	17:06'06.628
9	<b>27.277</b>	23.161	37.146	26.928	1'54.512	259,0	17:08'01.140
10	27.596	23.159	<b>35.978</b>	26.901	1'53.634	258,4	17:09'54.774
11	27.394	23.255	36.140	26.935	1'53.724	259,0	17:11'48.498
12	27.453	23.157	36.054	27.212	1'53.876	258,4	17:13'42.374
13	27.366	23.275	36.066	27.113	1'53.820	259,0	17:15'36.194
14	27.410	23.092	36.237	26.896	1'53.635	259,6	17:17'29.829
15	27.525	23.203	36.140	26.989	1'53.857	258,4	17:19'23.686
16	27.485	<b>23.052</b>	36.196	<b>26.862</b>	1'53.595	259,0	17:21'17.281

Tempo di gara 33'06.869

**9 A. FONTANA (1'53.242)**

Giro	Seg.1	Seg.2	Seg.3	Seg.4	T. Giro	km/h	Local Time
1		23.772	<b>35.741</b>	34.185	2'09.348		16:50'19.760
2	36.164	34.629	49.222	40.350	2'40.365	175,0	16:53'00.125
3	35.173	38.708	52.119	41.022	2'47.022	200,4	16:55'47.147
4	38.323	30.363	47.023	41.868	2'37.577	171,7	16:58'24.724
5	27.783	23.498	36.079	26.960	1'54.320	<b>261,5</b>	17:00'19.044
6	27.299	<b>23.078</b>	35.934	26.931	<b>1'53.242</b>	<b>260,9</b>	17:02'12.286
7	<b>27.214</b>	23.156	36.055	26.950	1'53.375	259,6	17:04'05.661
8	27.530	23.491	36.656	26.970	1'54.647	259,0	17:06'00.308
9	27.989	23.408	43.620	26.993	2'02.010	260,9	17:08'02.318
10	27.307	23.212	36.483	26.976	1'53.978	259,0	17:09'56.296
11	27.646	23.385	36.688	27.064	1'54.783	260,9	17:11'51.079
12	27.540	23.393	36.435	26.977	1'54.345	258,4	17:13'45.424
13	27.376	23.351	36.581	27.115	1'54.423	257,8	17:15'39.847
14	27.732	23.414	36.561	<b>26.876</b>	1'54.583	259,0	17:17'34.430
15	27.527	23.463	36.738	27.533	1'55.261	258,4	17:19'29.691
16	27.636	23.390	36.513	26.940	1'54.479	258,4	17:21'24.170

Tempo di gara 33'13.758

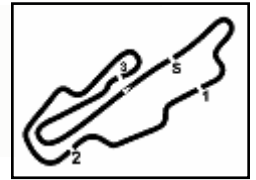
**11 L. CAGLIONI (1'53.210)**

Giro	Seg.1	Seg.2	Seg.3	Seg.4	T. Giro	km/h	Local Time
1		23.613	36.398	34.864	2'11.315		16:50'21.727
2	36.038	34.305	49.245	41.005	2'40.593	164,9	16:53'02.320
3	35.023	38.542	51.845	41.944	2'47.354	177,0	16:55'49.674
4	37.207	30.149	46.693	41.444	2'35.493	172,8	16:58'25.167
5	28.222	23.527	36.237	26.990	1'54.976	<b>260,9</b>	17:00'20.143
6	27.339	22.948	<b>35.952</b>	26.971	<b>1'53.210</b>	259,0	17:02'13.353
7	27.350	22.996	36.045	<b>26.871</b>	1'53.262	259,0	17:04'06.615
8	27.350	23.106	36.751	27.008	1'54.215	259,6	17:06'00.830
9	27.637	23.280	37.376	26.889	1'55.182	260,2	17:07'56.012
10	27.395	23.031	35.998	26.956	1'53.380	257,1	17:09'49.392

08/07/2023 P = Box In/Out - C = Tempo Invaldato



ACI Racing Weekend Mugello, 8-9 Luglio 2023  
Porsche Carrera Cup Italia - Analisi Tempi Gara 1



Aut.Int. Mugello 5.245 m

Start at 16:48'10.412

11	27.332	22.942	36.239	26.928	1'53.441	257,8	17:11'42.833
12	27.370	22.956	36.144	27.001	1'53.471	257,8	17:13'36.304
13	27.415	23.185	36.536	27.018	1'54.154	258,4	17:15'30.458
14	27.451	23.149	36.306	26.902	1'53.808	257,8	17:17'24.266
15	27.376	23.026	36.498	26.950	1'53.850	257,8	17:19'18.116
16	27.389	23.133	36.412	27.033	1'53.967	257,8	17:21'12.083

Tempo di gara 33'01.671 + 5.000Pen

Tempo di gara 33'04.825 + 5.000Pen

16 G. LEVORATO (1'53.490)

Giro	Seg.1	Seg.2	Seg.3	Seg.4	T. Giro	km/h	Local Time
1		24.942	38.273	36.444	2'17.349		16:50'27.761
2	34.338	35.437	49.078	41.596	2'40.449	174,2	16:53'08.210
3	34.785	38.709	52.526	42.286	2'48.306	152,5	16:55'56.516
4	36.027	33.921	40.952	39.602	2'30.502	165,1	16:58'27.018
5	27.899	24.081	37.193	27.217	1'56.390	262,8	17:00'23.408
6	27.819	23.638	37.195	27.092	1'55.744	262,8	17:02'19.152
7	27.487	23.468	36.392	27.390	1'54.737	262,8	17:04'13.889
8	28.427	23.803	36.092	27.051	1'55.373	260,2	17:06'09.262
9	27.581	23.231	36.384	27.120	1'54.316	260,9	17:08'03.578
10	27.911	23.504	36.308	27.134	1'54.857	262,8	17:09'58.435
11	27.920	23.253	36.383	27.252	1'54.808	264,7	17:11'53.243
12	28.151	23.493	36.363	26.878	1'54.885	263,4	17:13'48.128
13	27.390	22.970	36.142	26.988	1'53.490	262,8	17:15'41.618
14	27.649	23.037	36.114	27.748	1'54.548	258,4	17:17'36.166
15	28.095	23.327	36.230	26.943	1'54.595	258,4	17:19'30.761
16	27.493	23.059	36.379	26.931	1'53.862	259,0	17:21'24.623

Tempo di gara 33'14.211

21 D. BERTONELLI (1'52.736)

Giro	Seg.1	Seg.2	Seg.3	Seg.4	T. Giro	km/h	Local Time
1		23.488	35.785	32.609	2'07.411		16:50'17.823
2	36.817	35.118	49.149	38.899	2'39.983	180,0	16:52'57.806
3	36.231	38.842	51.891	40.980	2'47.944	162,4	16:55'45.750
4	37.841	30.288	48.562	41.941	2'38.632	172,0	16:58'24.382
5	27.836	23.511	35.975	26.884	1'54.206	260,9	17:00'18.588
6	27.274	22.796	35.850	27.013	1'52.933	259,0	17:02'11.521
7	27.302	22.873	35.760	26.801	1'52.736	259,0	17:04'04.257
8	27.314	23.022	35.971	26.802	1'53.109	259,0	17:05'57.366
9	27.170	23.092	35.997	26.894	1'53.153	259,0	17:07'50.519
10	27.517	23.013	35.879	26.853	1'53.262	258,4	17:09'43.781
11	27.396	23.123	36.389	26.988	1'53.896	259,0	17:11'37.677
12	27.525	23.087	36.229	26.913	1'53.754	257,8	17:13'31.431
13	27.412	23.224	36.500	26.854	1'53.990	257,8	17:15'25.421
14	27.275	22.990	36.217	26.884	1'53.366	259,0	17:17'18.787
15	27.282	23.088	36.197	26.847	1'53.414	257,8	17:19'12.201
16	27.281	23.064	36.322	26.879	1'53.546	258,4	17:21'05.747

Tempo di gara 32'55.335

22 A. SLUTSKII (1'53.674)

Giro	Seg.1	Seg.2	Seg.3	Seg.4	T. Giro	km/h	Local Time
1		24.362	37.215	34.596	2'13.143		16:50'23.555
2	35.625	34.993	48.798	41.721	2'41.137	178,5	16:53'04.692
3	34.694	39.336	52.331	40.911	2'47.272	164,1	16:55'51.964
4	36.930	30.344	46.020	40.448	2'33.742	161,9	16:58'25.706
5	28.150	23.949	36.729	27.090	1'55.918	261,5	17:00'21.624
6	27.622	23.117	36.549	27.039	1'54.327	257,8	17:02'15.951
7	27.520	23.121	36.388	27.103	1'54.132	258,4	17:04'10.083
8	27.487	23.037	36.299	27.038	1'53.861	257,8	17:06'03.944
9	27.522	22.973	36.526	27.104	1'54.125	259,0	17:07'58.069
10	27.431	23.114	36.226	27.027	1'53.798	259,0	17:09'51.867
11	27.568	23.095	36.208	26.946	1'53.817	259,6	17:11'45.684
12	27.658	23.411	36.093	27.055	1'54.217	259,6	17:13'39.901
13	27.842	23.050	36.084	27.148	1'54.124	259,0	17:15'34.025
14	27.647	23.378	36.241	27.015	1'54.281	260,9	17:17'28.306
15	27.286	23.301	36.088	27.121	1'53.796	259,6	17:19'22.102
16	27.401	23.089	36.218	26.966	1'53.674	259,6	17:21'15.776

Tempo di gara 33'05.364

23 M. MALUCELLI (1'52.397)

Giro	Seg.1	Seg.2	Seg.3	Seg.4	T. Giro	km/h	Local Time
1		22.953	35.517	30.994	2'03.900		16:50'14.312
2	37.898	35.368	49.142	38.029	2'40.437	170,1	16:52'54.749
3	36.681	38.831	52.628	39.267	2'47.407	170,3	16:55'42.156

12 K. LING (1'53.790)							
Giro	Seg.1	Seg.2	Seg.3	Seg.4	T. Giro	km/h	Local Time
1		24.905	38.403	36.844	2'18.081		16:50'28.493
2	34.058	35.809	49.074	42.251	2'41.192	179,1	16:53'09.685
3	34.290	38.806	52.709	42.258	2'48.063	149,6	16:55'57.748
4	35.812	34.447	40.401	38.966	2'29.626	187,2	16:58'27.374
5	27.837	23.901	37.441	27.361	1'56.540	259,6	17:00'23.914
6	27.706	23.698	37.518	27.240	1'56.162	253,5	17:02'20.076
7	27.546	23.273	36.315	27.077	1'54.211	258,4	17:04'14.287
8	28.103	24.304	36.556	27.014	1'55.977	259,6	17:06'10.264
9	27.426	23.413	36.606	27.019	1'54.464	261,5	17:08'04.728
10	27.557	23.407	36.438	27.068	1'54.470	260,2	17:09'59.198
11	27.570	23.646	36.473	27.172	1'54.861	262,1	17:11'54.059
12	28.145	23.730	36.581	27.237	1'55.693	259,6	17:13'49.752
13	27.333	23.196	36.533	26.984	1'54.046	257,8	17:15'43.798
14	27.375	23.189	36.255	26.971	1'53.790	258,4	17:17'37.588
15	27.438	23.472	36.605	27.036	1'54.551	259,0	17:19'32.139
16	27.554	23.315	36.456	26.989	1'54.314	260,9	17:21'26.453

Tempo di gara 33'16.041

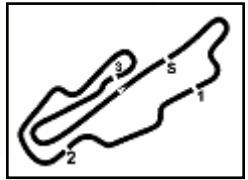
14 R. AGOSTINI (1'52.477)							
Giro	Seg.1	Seg.2	Seg.3	Seg.4	T. Giro	km/h	Local Time
1		23.095	35.910	32.032	2'06.218		16:50'16.630
2	37.163	35.000	49.383	39.049	2'40.595	162,9	16:52'57.225
3	36.272	38.592	52.056	40.958	2'47.878	145,0	16:55'45.103
4	37.858	30.118	48.918	42.234	2'39.128	180,9	16:58'24.231
5	27.795	23.473	35.728	26.886	1'53.882	259,6	17:00'18.113
6	27.310	22.914	35.658	26.830	1'52.712	258,4	17:02'10.825
7	27.057	22.938	35.712	26.770	1'52.477	257,8	17:04'03.302
8	27.055	22.900	35.776	26.803	1'52.534	259,0	17:05'55.836
9	27.178	22.971	35.858	26.761	1'52.768	259,0	17:07'48.604
10	27.148	23.117	35.957	26.717	1'52.939	259,6	17:09'41.543
11	27.190	23.237	35.913	26.788	1'53.128	260,2	17:11'34.671
12	27.292	23.483	35.943	26.799	1'53.517	259,6	17:13'28.188
13	27.176	23.596	35.889	26.929	1'53.590	259,0	17:15'21.778
14	27.157	23.135	36.015	26.850	1'53.157	259,0	17:17'14.935
15	27.150	23.235	35.867	26.941	1'53.193	258,4	17:19'08.128
16	27.206	23.086	35.972	26.814	1'53.078	258,4	17:21'01.206

Tempo di gara 32'50.794

15 A. FESTANTE (1'53.395)							
Giro	Seg.1	Seg.2	Seg.3	Seg.4	T. Giro	km/h	Local Time
1		23.896	36.359	34.926	2'11.963		16:50'22.375
2	35.870	34.492	49.221	41.177	2'40.760	160,0	16:53'03.135
3	34.880	38.585	51.981	41.970	2'47.416	163,4	16:55'50.551
4	36.978	30.070	46.490	41.261	2'34.799	173,1	16:58'25.350
5	28.288	24.077	36.161	26.906	1'55.432	262,8	17:00'20.782
6	27.508	23.201	36.029	26.904	1'53.642	262,1	17:02'14.424
7	27.400	22.980	36.217	26.798	1'53.395	260,9	17:04'07.819
8	27.310	23.228	36.354	26.962	1'53.854	260,9	17:06'01.673
9	27.724	23.350	36.995	27.078	1'55.147	262,8	17:07'56.820
10	27.301	23.427	36.172	26.785	1'53.685	262,1	17:09'50.505
11	27.698	23.524	36.374	26.777	1'54.373	264,1	17:11'44.878
12	28.017	23.130	36.161	26.823	1'54.131	264,1	17:13'39.009
13	27.451	23.324	36.448	27.536	1'54.759	258,4	17:15'33.768
14	27.692	23.211	36.145	26.770	1'53.818	259,0	17:17'27.586
15	27.255	23.198	36.220	26.914	1'53.587	258,4	17:19'21.173
16	27.376	23.316	36.533	26.839	1'54.064	259,6	17:21'15.237



### ACI Racing Weekend Mugello, 8-9 Luglio 2023 Porsche Carrera Cup Italia - Analisi Tempi Gara 1



Aut.Int. Mugello 5.245 m

Start at 16:48'10.412

4	38.734	30.774	49.377	42.736	2'41.621	178,5	16:58'23.777	10	27.805	23.512	<b>36.344</b>	27.154	1'54.815	257,8	17:09'58.332
5	27.612	22.927	35.649	26.939	1'53.127	255,3	17:00'16.904	11	<b>27.757</b>	23.238	36.549	27.178	1'54.722	257,8	17:11'53.054
6	27.080	<b>22.791</b>	35.678	26.848	<b>1'52.397</b>	255,3	17:02'09.301								Tempo di gara 23'42.642
7	27.107	22.869	35.566	26.873	1'52.415	255,9	17:04'01.716								
8	27.306	22.847	35.901	26.902	1'52.956	255,9	17:05'54.672								
9	27.107	22.845	36.193	26.838	1'52.983	<b>257,8</b>	17:07'47.655								
10	27.154	22.941	35.854	<b>26.807</b>	1'52.756	256,5	17:09'40.411								
11	27.137	22.950	35.917	26.859	1'52.863	257,1	17:11'33.274								
12	27.184	22.909	35.768	26.867	1'52.728	257,1	17:13'26.002								
13	27.109	23.325	35.841	26.869	1'53.144	257,1	17:15'19.146								
14	27.254	22.987	36.059	26.821	1'53.121	256,5	17:17'12.267								
15	<b>27.022</b>	23.068	35.979	26.819	1'52.888	256,5	17:19'05.155								
16	27.238	23.021	35.948	26.869	1'53.076	257,1	17:20'58.231								

Tempo di gara 32'47.819

#### 24 A. PAPADOPULOS (1'54.928)

Giro	Seg.1	Seg.2	Seg.3	Seg.4	T. Giro	km/h	Local Time
1		25.658	39.602	43.641	2'29.588		16:50'40.000
2	32.709	34.584	49.566	1'21.202	3'18.061P	198,5	16:53'58.061
3	1'01.409	24.438	37.133	27.379	2'30.359P	163,1	16:56'28.420
4	27.934	24.467	40.317	35.009	2'07.727	254,1	16:58'36.147
5	28.664	23.872	<b>36.074</b>	27.354	1'55.964	257,8	17:00'32.111
6	27.950	24.044	36.937	27.600	1'56.531	<b>260,9</b>	17:02'28.642
7	28.015	23.513	37.150	27.525	1'56.203	260,2	17:04'24.845
8	<b>27.507</b>	<b>23.307</b>	36.797	27.317	<b>1'54.928</b>	255,9	17:06'19.773
9	28.082	23.761	36.745	27.465	1'56.053	259,0	17:08'15.826
10	28.028	23.537	36.799	27.616	1'55.980	257,1	17:10'11.806
11	28.120	23.421	36.748	27.597	1'55.886	255,9	17:12'07.692
12			37.021	27.458	2'00.318	259,0	17:14'08.010
13	27.736	23.576	36.658	<b>27.239</b>	1'55.209	255,9	17:16'03.219
14	27.750	23.323	38.340	27.565	1'56.978	256,5	17:18'00.197
15	27.746	23.409	36.940	27.286	1'55.381	255,3	17:19'55.578
16	27.945	23.610	36.629	27.578	1'55.762	255,9	17:21'51.340

Tempo di gara 33'40.928

#### 25 M. MÜLLER (1'54.584)

Giro	Seg.1	Seg.2	Seg.3	Seg.4	T. Giro	km/h	Local Time
1		25.029	38.817	38.864	2'21.478		16:50'31.890
2	34.401	34.494	49.707	43.389	2'41.991	172,5	16:53'13.881
3	33.798	37.829	52.506	44.305	2'48.438	176,8	16:56'02.319
4	34.393	33.400	40.422	37.949	2'26.164	206,5	16:58'28.483
5	28.271	23.937	36.941	27.214	1'56.363	<b>260,9</b>	17:00'24.846
6	27.936	23.743	37.326	27.298	1'56.303	259,0	17:02'21.149
7	27.974	23.497	36.514	27.111	1'55.096	259,6	17:04'16.245
8	28.025	23.644	36.560	27.140	1'55.369	257,1	17:06'11.614
9	27.852	23.519	<b>36.268</b>	27.033	1'54.672	257,1	17:08'06.286
10	27.664	23.455	36.449	<b>27.016</b>	<b>1'54.584</b>	256,5	17:10'00.870
11	<b>27.538</b>	<b>23.369</b>	36.624	27.076	1'54.607	257,1	17:11'55.477
12	27.870	23.477	36.694	27.140	1'55.181	255,9	17:13'50.658
13	27.623	23.457	36.646	27.062	1'54.788	257,1	17:15'45.446
14	27.844	23.694	36.525	27.072	1'55.135	257,1	17:17'40.581
15	27.791	23.645	36.475	27.050	1'54.961	254,7	17:19'35.542
16	27.901	23.387	36.555	27.042	1'54.885	256,5	17:21'30.427

Tempo di gara 33'20.015

#### 27 L. LAURINI (1'54.677)

Giro	Seg.1	Seg.2	Seg.3	Seg.4	T. Giro	km/h	Local Time
1		24.551	37.697	34.519	2'14.007		16:50'24.419
2	35.561	34.960	49.271	41.206	2'40.998	163,9	16:53'05.417
3	34.958	39.050	52.570	41.714	2'48.292	162,9	16:55'53.709
4	35.506	32.747	43.752	40.384	2'32.389	146,3	16:58'26.098
5	28.040	24.165	37.180	27.128	1'56.513	<b>260,2</b>	17:00'22.611
6	28.049	23.538	36.477	<b>27.113</b>	1'55.177	255,9	17:02'17.788
7	27.858	23.433	36.610	27.320	1'55.221	258,4	17:04'13.009
8	28.887	23.322	36.485	27.137	1'55.831	254,7	17:06'08.840
9	27.802	<b>23.101</b>	36.558	27.216	<b>1'54.677</b>	259,0	17:08'03.517

#### 30 B. STRIGNANO (1'53.189)

Giro	Seg.1	Seg.2	Seg.3	Seg.4	T. Giro	km/h	Local Time
1		23.765	36.027	34.707	2'10.481		16:50'20.893
2	35.594	34.933	49.093	40.671	2'40.291	175,6	16:53'01.184
3	34.919	38.764	52.119	41.113	2'46.915	200,4	16:55'48.099
4	38.212	29.957	47.033	41.723	2'36.925	173,6	16:58'25.024
5	27.921	23.464	36.119	<b>26.819</b>	1'54.323	259,6	17:00'19.347
6	27.330	22.960	36.053	26.846	<b>1'53.189</b>	259,0	17:02'12.536
7	<b>27.239</b>	23.084	36.174	26.854	1'53.351	262,1	17:04'05.887
8	27.401	23.406	36.891	26.871	1'54.569	262,1	17:06'00.456
9	27.322	23.129	36.176	27.011	1'53.638	<b>262,8</b>	17:07'54.094
10	27.307	23.002	<b>35.927</b>	26.998	1'53.234	256,5	17:09'47.328
11	27.346	22.900	36.091	27.021	1'53.358	257,1	17:11'40.686
12	27.305	<b>22.821</b>	36.107	27.646	1'53.879	257,1	17:13'34.565
13	27.809	23.064	36.457	26.973	1'54.303	251,2	17:15'28.868
14	27.426	22.947	36.090	26.920	1'53.383	257,8	17:17'22.251
15	27.285	22.993	36.417	27.007	1'53.702	257,1	17:19'15.953
16	27.510	23.245	36.343	27.088	1'54.186	257,1	17:21'10.139

Tempo di gara 32'59.727

#### 32 G. QUARESMINI (1'53.284)

Giro	Seg.1	Seg.2	Seg.3	Seg.4	T. Giro	km/h	Local Time
1		24.241	36.174	34.951	2'12.557		16:50'22.969
2	35.834	34.630	48.961	41.474	2'40.899	169,5	16:53'03.868
3	35.010	38.283	52.550	41.356	2'47.199	150,6	16:55'51.067
4	37.204	29.906	46.235	41.104	2'34.449	160,7	16:58'25.516
5	28.123	23.719	36.079	27.010	1'54.931	<b>263,4</b>	17:00'20.447
6	27.390	23.159	<b>35.862</b>	26.946	1'53.357	259,6	17:02'13.804
7	<b>27.327</b>	23.121	35.966	<b>26.870</b>	<b>1'53.284</b>	260,9	17:04'07.088
8	27.357	<b>23.117</b>	36.648	27.359	1'54.481	258,4	17:06'01.569
9	27.561	23.165	37.256	26.965	1'54.947	257,1	17:07'56.516
10	27.328	23.455	35.994	26.969	1'53.746	257,8	17:09'50.262
11	27.698	23.529	36.294	26.972	1'54.493	258,4	17:11'44.755
12	28.462	23.971	36.074	26.986	1'55.493	256,5	17:13'40.248
13	27.819	23.303	36.089	27.121	1'54.332	259,6	17:15'34.580
14	27.583	23.320	36.253	26.970	1'54.126	259,0	17:17'28.706
15	27.418	23.301	36.156	26.937	1'53.812	257,8	17:19'22.518
16	27.449	23.222	36.236	27.087	1'53.994	259,6	17:21'16.512

Tempo di gara 33'06.100

#### 50 F. FENICI (1'54.692)

Giro	Seg.1	Seg.2	Seg.3	Seg.4	T. Giro	km/h	Local Time
1		25.732	38.243	40.422	2'23.359		16:50'33.771
2	33.716	34.834	49.508	43.416	2'41.474	176,8	16:53'15.245
3	33.917	37.658	52.700	43.995	2'48.270	186,9	16:56'03.515
4	34.334	33.312	40.124	38.295	2'26.065	203,4	16:58'29.580
5	28.301	23.578	36.953	27.279	1'56.111	257,8	17:00'25.691
6	27.779	23.861	37.111	27.450	1'56.201	260,2	17:02'21.892
7	27.928	23.619	36.482	27.106	1'55.135	261,5	17:04'17.027
8	27.680	23.979	36.568	27.279	1'55.506	260,2	17:06'12.533
9	<b>27.537</b>	23.597	36.535	27.266	1'54.935	<b>262,1</b>	17:08'07.468
10	27.575	<b>23.336</b>	36.362	27.707	1'54.980	260,2	17:10'02.448
11	27.660	23.422	36.322	27.391	1'54.795	258,4	17:11'57.243
12	28.099	23.364	36.445	<b>26.983</b>	1'54.891	259,0	17:13'52.134
13	27.780	23.570	36.429	27.396	1'55.175	259,6	17:15'47.309
14	27.779	23.409	36.491	27.252	1'54.931	259,6	17:17'42.240
15	27.726	23.348	<b>36.275</b>	27.343	<b>1'54.692</b>	258,4	17:19'36.932
16	27.545	23.579	36.490	27.425	1'55.039	259,0	17:21'31.971

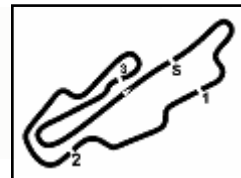
Tempo di gara 33'21.559

#### 51 P. GNEMMI (1'55.118)

Giro	Seg.1	Seg.2	Seg.3	Seg.4	T. Giro	km/h	Local Time
1		25.606					

ACI Racing Weekend Mugello, 8-9 Luglio 2023

Porsche Carrera Cup Italia - Analisi Tempi Gara 1



Aut.Int. Mugello 5.245 m

Start at 16:48'10.412

4 / 5

2	34.652	34.229	50.014	43.399	2'42.294	174,2	16:53'14.646	8	28.332	<b>23.539</b>	<b>36.601</b>	27.330	1'55.802	<b>260,9</b>	17:06'21.165
3	33.926	37.600	52.373	44.359	2'48.258	166,7	16:56'02.904	9	28.008	23.843	36.833	<b>27.100</b>	<b>1'55.784</b>	259,0	17:08'16.949
4	34.481	33.321	40.224	38.067	2'26.093	199,6	16:58'28.997	10	28.075	23.985	36.849	27.308	1'56.217	<b>260,9</b>	17:10'13.166
5	28.042	24.044	36.984	27.237	1'56.307	259,6	17:00'25.304	11	<b>27.936</b>	23.839	36.978	27.358	1'56.111	260,2	17:12'09.277
6	28.027	23.691	37.165	27.446	1'56.329	261,5	17:02'21.633	12	28.341	23.914	37.250	27.320	1'56.825	259,0	17:14'06.102
7	28.788	24.615	<b>36.441</b>	27.126	1'56.970	<b>262,8</b>	17:04'18.603	13	28.227	28.212	39.133	28.592	2'04.164	259,0	17:16'10.266
8	27.894	23.677	36.532	27.202	1'55.305	262,1	17:06'13.908	14	28.574	24.144	37.327	27.838	1'57.883	257,1	17:18'08.149
9	<b>27.790</b>	<b>23.599</b>	36.674	<b>27.055</b>	<b>1'55.118</b>	260,9	17:08'09.026	15	28.720	24.133	37.738	27.525	1'58.116	259,6	17:20'06.265
10	27.959	23.970	36.636	27.219	1'55.784	260,9	17:10'04.810	16	28.114	23.747	37.054	27.646	1'56.561	257,1	17:22'02.826
11	46.494	23.892	37.100	27.330	2'14.816	259,0	17:12'19.626	Tempo di gara 33'52.414							
12	28.145	23.752	36.490	27.468	1'55.855	258,4	17:14'15.481	<b>64 L. SELVA (1'55.005)</b>							
13	28.040	23.972	36.608	27.357	1'55.977	258,4	17:16'11.458	Giro	Seg.1	Seg.2	Seg.3	Seg.4	T. Giro	km/h	Local Time
14	28.066	23.964	37.298	49.427	2'18.755	259,0	17:18'30.213	1		26.310	38.482	42.111	2'26.272		16:50'36.684
15	31.929	24.784	38.374	28.726	2'03.813	220,9	17:20'34.026	2	33.187	34.786	49.359	44.085	2'41.417	204,2	16:53'18.101
16	28.906	25.628	38.893	29.151	2'02.578	238,9	17:22'36.604	3	33.897	38.217	51.999	43.654	2'47.767	199,6	16:56'05.868

Tempo di gara 34'26.192

**52 A. DE AMICIS (1'54.571)**

Giro	Seg.1	Seg.2	Seg.3	Seg.4	T. Giro	km/h	Local Time
1		25.393	38.725	38.172	2'20.365		16:50'30.777
2	34.441	34.398	50.206	42.509	2'41.554	160,7	16:53'12.331
3	33.754	38.414	52.588	44.134	2'48.890	170,9	16:56'01.221
4	34.374	33.815	40.515	38.389	2'27.093	205,3	16:58'28.314
5	27.963	23.570	37.362	27.115	1'56.010	259,0	17:00'24.324
6	27.941	23.803	37.563	27.636	1'56.943	<b>262,1</b>	17:02'21.267
7	28.187	23.542	36.563	26.941	1'55.233	259,0	17:04'16.500
8	27.964	23.910	36.611	27.100	1'55.585	261,5	17:06'12.085
9	27.596	23.691	<b>36.460</b>	<b>26.936</b>	1'54.683	260,2	17:08'06.768
10	27.745	23.392	36.494	26.974	1'54.605	259,6	17:10'01.373
11	27.635	<b>23.337</b>	36.492	27.107	<b>1'54.571</b>	260,2	17:11'55.944
12	27.797	23.426	36.797	27.136	1'55.156	259,6	17:13'51.100
13	<b>27.529</b>	23.596	36.611	27.161	1'54.897	260,9	17:15'45.997
14	27.634	23.778	36.549	27.038	1'54.999	259,6	17:17'40.996
15	27.863	23.509	36.542	27.063	1'54.977	260,9	17:19'35.973
16	27.724	23.640	36.560	27.192	1'55.116	260,2	17:21'31.089

Tempo di gara 33'20.677

**55 G. SCANZI (1'55.939)**

Giro	Seg.1	Seg.2	Seg.3	Seg.4	T. Giro	km/h	Local Time
1		26.186	39.558	44.272	2'30.989		16:50'41.101
2	35.192	31.356	50.527	43.650	2'40.725	164,6	16:53'22.426
3	33.388	38.203	51.657	42.642	2'45.890	196,0	16:56'08.016
4	35.333	31.713	40.665	36.958	2'24.669	182,7	16:58'32.685
5	28.389	24.183	37.228	27.624	1'57.424	<b>259,0</b>	17:00'30.109
6	27.956	23.747	37.001	27.425	1'56.129	257,8	17:02'26.238
7	28.198	23.890	37.031	<b>27.281</b>	1'56.400	257,8	17:04'22.638
8	27.934	23.828	37.000	27.368	1'56.130	<b>259,0</b>	17:06'18.768
9	<b>27.714</b>	23.927	37.317	27.700	1'56.658	<b>259,0</b>	17:08'15.426
10	27.857	23.843	<b>36.790</b>	27.591	1'56.081	257,1	17:10'11.507
11	27.889	<b>23.680</b>	36.876	27.494	<b>1'55.939</b>	258,4	17:12'07.446
12	1'15.473	27.040	38.391	28.532	2'49.436	257,8	17:14'56.882
13	28.342	24.331	37.261	28.558	1'58.492	251,7	17:16'55.374
14	27.895	24.056	37.579	28.394	1'57.924	254,7	17:18'53.298
15	28.144	24.682	38.573	28.844	2'00.243	255,3	17:20'53.541
16	28.725	24.658	38.610	28.561	2'00.554	252,9	17:22'54.095

Tempo di gara 34'43.683

**60 M. GALASSI (1'55.784)**

Giro	Seg.1	Seg.2	Seg.3	Seg.4	T. Giro	km/h	Local Time
1		27.026	40.198	44.498	2'33.610		16:50'44.022
2	34.683	31.499	50.513	44.717	2'41.412	161,0	16:53'25.434
3	32.771	38.779	51.337	42.452	2'45.339	197,1	16:56'10.773
4	34.836	32.396	40.225	35.789	2'23.246	179,4	16:58'34.019
5	28.228	24.368	37.349	27.858	1'57.803	257,1	17:00'31.822
6	28.088	23.872	37.104	27.600	1'56.664	260,2	17:02'28.486
7	28.600	23.627	37.008	27.642	1'56.877	<b>260,9</b>	17:04'25.363

Giro	Seg.1	Seg.2	Seg.3	Seg.4	T. Giro	km/h	Local Time
1		26.310	38.482	42.111	2'26.272		16:50'36.684
2	33.187	34.786	49.359	44.085	2'41.417	204,2	16:53'18.101
3	33.897	38.217	51.999	43.654	2'47.767	199,6	16:56'05.868
4	34.447	31.980	40.657	37.954	2'25.038	203,4	16:58'30.906
5	28.978	23.813	36.715	27.218	1'56.724	256,5	17:00'27.630
6	27.885	23.721	36.936	27.319	1'55.861	259,0	17:02'23.491
7	28.464	23.922	37.566	27.245	1'57.197	<b>260,9</b>	17:04'20.688
8	27.465	<b>23.569</b>	36.904	27.067	<b>1'55.005</b>	259,6	17:06'15.693
9	<b>27.442</b>	23.749	36.722	27.152	1'55.065	259,6	17:08'10.758
10	27.685	23.948	36.934	<b>27.023</b>	1'55.590	259,0	17:10'06.348
11	27.860	23.849	36.779	27.184	1'55.672	257,8	17:12'02.020
12	27.797	23.928	<b>36.635</b>	27.040	1'55.400	258,4	17:13'57.420
13	28.084	24.178	37.455	27.283	1'57.000	259,0	17:15'54.420
14	28.014	24.058	37.395	27.227	1'56.694	256,5	17:17'51.114
15	28.061	24.379	38.037	27.884	1'58.361	255,3	17:19'49.475
16	28.272	24.483	38.161	28.240	1'59.156	257,1	17:21'48.631

Tempo di gara 33'38.219

**67 A. DE GIACOMI (1'54.514)**

Giro	Seg.1	Seg.2	Seg.3	Seg.4	T. Giro	km/h	Local Time
1		25.391	38.203	41.369	2'24.482		16:50'34.894
2	33.485	35.508	48.959	43.687	2'41.639	193,5	16:53'16.533
3	34.351	37.169	52.771	43.242	2'47.533	200,4	16:56'04.066
4	35.152	32.578	40.302	37.752	2'25.784	192,9	16:58'29.850
5	28.342	23.703	37.135	27.319	1'56.499	259,6	17:00'26.349
6	27.877	23.942	36.988	27.265	1'56.072	259,0	17:02'22.421
7	28.088	24.073	36.430	27.197	1'55.788	260,9	17:04'18.209
8	27.711	23.564	36.575	27.207	1'55.057	258,4	17:06'13.266
9	27.809	23.440	36.540	<b>27.101</b>	1'54.890	259,6	17:08'08.156
10	27.747	23.495	36.475	27.140	1'54.857	259,0	17:10'03.013
11	<b>27.583</b>	<b>23.321</b>	36.507	27.103	<b>1'54.514</b>	260,2	17:11'57.527
12	28.057	23.573	<b>36.337</b>	27.134	1'55.101	<b>261,5</b>	17:13'52.628
13	27.653	23.509	36.614	27.304	1'55.080	259,6	17:15'47.708
14	27.776	23.467	36.483	27.112	1'54.838	<b>261,5</b>	17:17'42.546
15	27.683	23.587	36.616	27.231	1'55.117	260,9	17:19'37.663
16	27.811	23.492	36.667	27.127	1'55.097	259,6	17:21'32.760

Tempo di gara 33'22.348

**69 M. MONTAGNESE (1'55.673)**

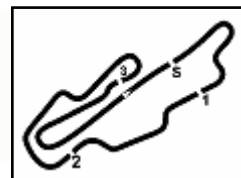
Giro	Seg.1	Seg.2	Seg.3	Seg.4	T. Giro	km/h	Local Time
1		26.828	39.851	44.328	2'32.668		16:50'43.080
2	34.775	31.774	50.467	44.497	2'41.513	159,3	16:53'24.593
3	32.302	39.077	51.509	42.493	2'45.381	196,0	16:56'09.974
4	34.502	32.543	39.867	36.494	2'23.406	176,8	16:58'33.380
5	28.400	24.317	37.628	27.331	1'57.676	257,8	17:00'31.056
6	<b>27.595</b>	23.779	36.861	27.438	<b>1'55.673</b>	<b>260,9</b>	17:02'26.729
7	28.180	23.810	37.168	<b>27.138</b>	1'56.296	259,0	17:04'23.025
8	27.843	23.862	37.400	27.386	1'56.491	260,2	17:06'19.516
9	28.183	24.438	36.890	27.209	1'56.720	259,6	17:08'16.236
10	28.108	23.846	36.720	27.207	1'55.881	<b>260,9</b>	17:10'12.117
11	28.475	23.789	36.542	27.286	1'56.092	260,2	17:12'08.209
12	28.577	24.065	36.954	27.364	1'56.960		



ACI Racing Weekend Mugello, 8-9 Luglio 2023

Porsche Carrera Cup Italia - Analisi Tempi Gara 1

5.5



Aut.Int. Mugello 5.245 m

5 / 5

Start at 16:48'10.412

14	27.877	23.712	46.346	28.571	2'06.506	257,1	17:18'07.833	12	28.190	24.081	37.288	27.397	1'56.956	257,8	17:14'11.071
15	28.773	23.832	36.960	27.208	1'56.773	256,5	17:20'04.606	13	<b>27.887</b>	24.462	37.445	27.502	1'57.296	257,8	17:16'08.367
16	28.033	<b>23.661</b>	37.134	27.286	1'56.114	258,4	17:22'00.720	14	28.085	24.084	37.804	27.555	1'57.528	257,1	17:18'05.895

Tempo di gara 33'50.308

**70 G. GIORGI (1'54.948)**

Giro	Seg.1	Seg.2	Seg.3	Seg.4	T. Giro	km/h	Local Time
1		25.737	38.719	42.011	2'26.572		16:50'36.984
2	33.330	35.065	49.514	43.729	2'41.638	195,3	16:53'18.622
3	33.942	38.408	52.159	43.187	2'47.696	190,8	16:56'06.318
4	34.464	32.136	40.284	37.877	2'24.761	194,9	16:58'31.079
5	28.011	23.580	36.821	27.237	1'55.649	259,6	17:00'26.728
6	27.825	23.944	37.002	27.364	1'56.135	260,9	17:02'22.863
7	27.919	24.340	37.736	27.089	1'57.084	261,5	17:04'19.947
8	<b>27.308</b>	23.504	37.013	27.123	<b>1'54.948</b>	261,5	17:06'14.895
9	27.385	23.750	36.785	27.102	1'55.022	260,9	17:08'09.917
10	27.727	23.939	36.803	<b>27.087</b>	1'55.556	<b>262,1</b>	17:10'05.473
11	28.144	<b>23.215</b>	<b>36.477</b>	27.285	1'55.121	261,5	17:12'00.594
12	27.840	23.464	36.559	27.188	1'55.051	260,2	17:13'55.645
13	27.602	23.508	36.692	27.274	1'55.076	259,6	17:15'50.721
14	27.880	23.545	36.741	27.472	1'55.638	259,6	17:17'46.359
15	27.692	23.420	36.837	27.290	1'55.239	257,8	17:19'41.598
16	27.938	23.658	37.545	27.523	1'56.664	258,4	17:21'38.262

Tempo di gara 33'27.850

**77 M. NAVATTA (1'56.961)**

Giro	Seg.1	Seg.2	Seg.3	Seg.4	T. Giro	km/h	Local Time
1		27.093	40.229	44.280	2'34.268		16:50'44.680
2	34.939	31.067	51.047	44.610	2'41.663	158,4	16:53'26.343
3	33.188	38.990	51.658	41.323	2'45.159	199,6	16:56'11.502
4	35.170	32.448	40.132	36.432	2'24.182	186,9	16:58'35.684
5	29.764	24.632	37.826	28.127	2'00.349	254,7	17:00'36.033
6	28.333	24.146	37.866	27.672	1'58.017	255,3	17:02'34.050
7	28.434	<b>24.126</b>	37.060	<b>27.341</b>	<b>1'56.961</b>	255,3	17:04'31.011
8	<b>28.228</b>	24.554	37.779	27.575	1'58.136	<b>256,5</b>	17:06'29.147
9	28.476	24.458	37.742	27.835	1'58.511	254,7	17:08'27.658
10	28.281	24.601	37.728	27.754	1'58.364	255,9	17:10'26.022
11	29.020	24.534	<b>36.993</b>	1'18.794	2'49.341	250,0	17:13'15.363

Tempo di gara 25'04.951

**79 J. ZELGER (1'56.309)**

Giro	Seg.1	Seg.2	Seg.3	Seg.4	T. Giro	km/h	Local Time
1		27.804	40.346	44.230	2'35.459		16:50'45.871
2	36.746	28.628	51.256	44.482	2'41.112	140,4	16:53'26.983
3	33.918	38.538	51.382	41.685	2'45.523	186,2	16:56'12.506
4	34.882	32.279	40.604	35.547	2'23.312	169,5	16:58'35.818
5	28.397	24.596	37.845	<b>27.214</b>	1'58.052	254,7	17:00'33.870
6	<b>27.898</b>	<b>23.683</b>	37.347	27.381	<b>1'56.309</b>	<b>258,4</b>	17:02'30.179
7	28.231	23.870	<b>37.000</b>	27.544	1'56.645	<b>258,4</b>	17:04'26.824
8	28.101	24.529	38.656	31.313	2'02.599	254,7	17:06'29.423
9	31.410	25.987	40.973	30.033	2'08.403	194,6	17:08'37.826
10	29.334	25.885	38.094	28.122	2'01.435	234,8	17:10'39.261

Tempo di gara 22'28.849

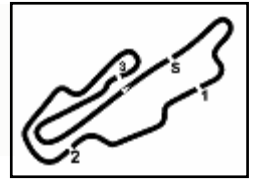
**89 H. HAN (1'56.544)**

Giro	Seg.1	Seg.2	Seg.3	Seg.4	T. Giro	km/h	Local Time
1		26.463	39.773	44.360	2'32.119		16:50'42.531
2	34.957	31.543	50.464	44.027	2'40.991	165,4	16:53'23.522
3	32.889	38.895	51.458	42.391	2'45.633	190,8	16:56'09.155
4	34.950	31.933	40.354	36.403	2'23.640	181,8	16:58'32.795
5	28.519	24.373	37.478	27.678	1'58.048	<b>260,2</b>	17:00'30.843
6	28.651	23.973	<b>37.000</b>	27.507	1'57.131	259,0	17:02'27.974
7	28.075	<b>23.850</b>	37.233	28.023	1'57.181	259,0	17:04'25.155
8	28.804	23.971	37.355	27.633	1'57.763	258,4	17:06'22.918
9	28.018	23.932	37.137	27.457	<b>1'56.544</b>	258,4	17:08'19.462
10	27.937	24.245	37.368	27.553	1'57.103	258,4	17:10'16.565
11	28.312	24.456	37.290	27.492	1'57.550	256,5	17:12'14.115

08/07/2023

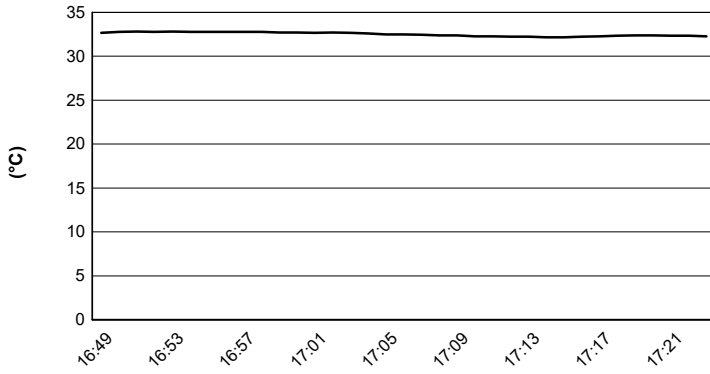
P = Box In/Out - C = Tempo Invalidato



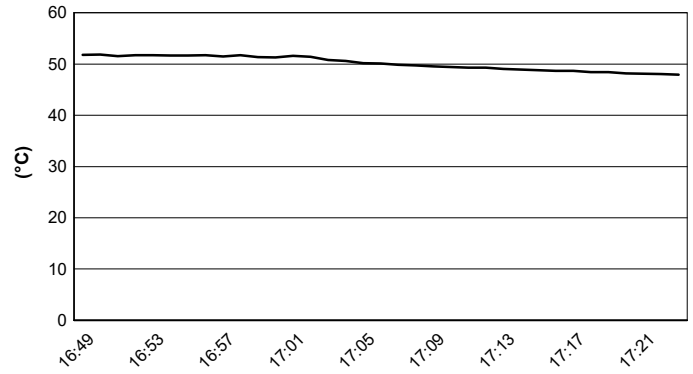


Aut.Int. Mugello 5.245 m


**Air Temperature**



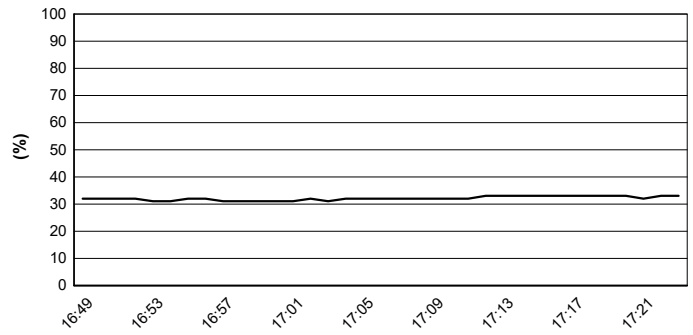
**Track Temperature**



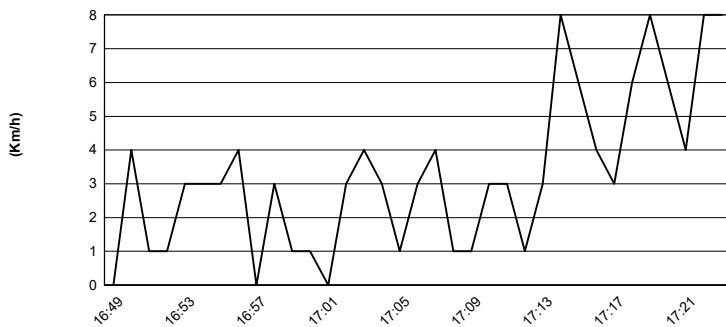
**Air Pressure**



**Humidity**



**Wind Speed**

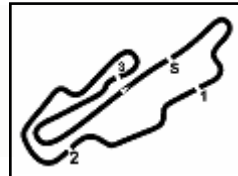


**Wind Direction**



08/07/2023





Aut.Int. Mugello 5.245 m

**ACI Racing Weekend Mugello, 8-9 Luglio 2023**

**Porsche Carrera Cup Italia - Griglia Gara 1 (Durata: 30' +1 Giro)**

17	24	<b>PAPADOPULOS A.</b> Tsunami RT	Porsche		
16	89	<b>HAN H.</b> AB Racing	Porsche 1'55.576	67	<b>DE GIACOMI A.</b> Tsunami RT
15	79	<b>ZELGER J.</b> Tsunami RT	Porsche 1'54.062	77	<b>NAVATTA M.</b> Raptor Engineering
14	64	<b>SELVA L.</b> Ghinzani Arco Motorsport	Porsche 1'53.223	55	<b>SCANZI G.</b> Ghinzani Arco Motorsport
13	69	<b>MONTAGNESE M.</b> Team Malucelli	Porsche 1'52.617	60	<b>GALASSI M.</b> Team Malucelli
12	70	<b>GIORGI G.</b> Bedriver	Porsche 1'52.075	25	<b>MÜLLER M.</b> Enrico Fulgenzi Racing
11	6	<b>GUIRRERI G.</b> Raptor Engineering	Porsche 1'51.786	50	<b>FENICI F.</b> AB Racing
10	51	<b>GNEMMI P.</b> Ebimotors	Porsche 1'51.492	2	<b>SLUTSKII Z.</b> Target Competition
9	16	<b>LEVORATO G.</b> The Driving Experiences	Porsche 1'51.084	12	<b>LING K.</b> Ombra Racing
8	7	<b>FERRARI L.</b> Raptor Engineering	Porsche 1'51.022	32	<b>QUARESMINI G.</b> Dinamic Motorsport
7	52	<b>DE AMICIS A.</b> Ebimotors	Porsche 1'50.877	27	<b>LAURINI L.</b> Dinamic Motorsport
6	15	<b>FESTANTE A.</b> Dinamic Motorsport	Porsche 1'50.842	22	<b>SLUTSKII A.</b> Target Competition
5	8	<b>LORENZO J.</b> Team Q8 Hi-Perform	Porsche 1'50.606	10	<b>ARMANNI P.</b> Ombra Racing
4	9	<b>FONTANA A.</b> Ebimotors	Porsche 1'50.558	17	<b>FULGENZI E.</b> Enrico Fulgenzi Racing
3	21	<b>BERTONELLI D.</b> Bonaldi Motorsport	Porsche 1'50.485	11	<b>CAGLIONI L.</b> Ombra Racing
2	14	<b>AGOSTINI R.</b> Scuderia Villorba Corse	Porsche 1'50.204	30	<b>STRIGNANO B.</b> Scuderia Villorba Corse
1	23	<b>MALUCELLI M.</b> Team Malucelli	Porsche 1'49.723	3	<b>CERQUI A.</b> Bedriver

Il pilota n. 2 ( Slutskii Z. ) è stato retrocesso di 2 posizioni con decisione n.13 dei CC. SS Round Vallelunga  
Il pilota n. 22 ( Slutskii A. ) è stato retrocesso di 3 posizioni con decisione n.14 dei CC. SS Round Vallelunga

