

Vallelunga 4.085 m

**ACI Racing Weekend Vallelunga, 10-11 Giugno 2023**

**Porsche Carrera Cup Italia - Classifica Gara 2**

Giri 19 = 77,615 km - Media 145,899 km/h - Tempo di gara 31'55.116

Num.	Conditore	Naz	Concorrente	Team	Auto	Classe	Giri	Tempo	Dist.	Rel.	Giro Veloce
1	<b>32</b> <b>QUARESMINI</b> Gianmarco	ITA	Dinamic Motorsport	Dinamic Motorsport	Porsche 911 GT3 CUP 99		19	31'55.116			9 1'35.237
2	<b>23</b> <b>MALUCELLI</b> Matteo	ITA	Team Malucelli	Team Malucelli	Porsche 911 GT3 CUP 99		19	31'57.893	2.777	2.777	9 1'35.557
3	<b>28</b> <b>AMATI</b> Giorgio	ITA	Dinamic Motorsport	Dinamic Motorsport	Porsche 911 GT3 CUP 99		19	32'01.780	6.664	3.887	8 1'35.656
4	<b>38</b> <b>IAQUINTA</b> Simone	ITA	Ghinzani Arco Motorsport	Ghinzani Arco Motorsport	Porsche 911 GT3 CUP 99		19	32'08.658	13.542	6.878	9 1'36.040
5	<b>14</b> <b>AGOSTINI</b> Riccardo	ITA	Scuderia Villorba Corse	Scuderia Villorba Corse	Porsche 911 GT3 CUP 99		19	32'09.081	13.965	0.423	10 1'36.026
6	<b>15</b> <b>FESTANTE</b> Aldo	ITA	Dinamic Motorsport	Dinamic Motorsport	Porsche 911 GT3 CUP 99		19	32'11.704	16.588	2.623	8 1'35.952
7	<b>7</b> <b>FERRARI</b> Lorenzo	ITA	Raptor Engineering	Raptor Engineering	Porsche 911 GT3 CUP 99		19	32'21.690	26.574	9.986	9 1'36.643
8	<b>12</b> <b>LING</b> Kang	CHN	Ombra Racing	Ombra Racing	Porsche 911 GT3 CUP 99		19	32'23.942	28.826	2.252	9 1'36.625
9	<b>17</b> <b>FULGENZI</b> Enrico	ITA	EF Group	EF Group	Porsche 911 GT3 CUP 99		19	32'26.484	31.368	2.542	11 1'36.769
10	<b>25</b> <b>MÜLLER</b> Marçal	BRA	EF Group	EF Group	Porsche 911 GT3 CUP 99		19	32'29.734	34.618	3.250	9 1'37.107
11	<b>52</b> <b>DE AMICIS</b> Alberto	ITA	Ebimotors	Ebimotors	Porsche 911 GT3 CUP 99	MC	19	32'30.553	35.437	0.819	12 1'37.455
12	<b>20</b> <b>BRIGLIADORI</b> Eric	ITA	Ghinzani Arco Motorsport	Ghinzani Arco Motorsport	Porsche 911 GT3 CUP 99		19	32'31.279	36.163	0.726	8 1'37.268
13	<b>21</b> <b>BERTONELLI</b> Diego	ITA	Bonaldi Motorsport	Bonaldi Motorsport	Porsche 911 GT3 CUP 99		19	32'33.556	38.440	2.277	12 1'36.546
14	<b>51</b> <b>GNEMMI</b> Paolo	ITA	Ebimotors	Ebimotors	Porsche 911 GT3 CUP 99	MC	19	32'35.357	40.241	1.801	12 1'37.322
15P	<b>27</b> <b>LAURINI</b> Lodovico	ITA	Dinamic Motorsport	Dinamic Motorsport	Porsche 911 GT3 CUP 99		19	32'36.964	41.848	1.607	10 1'36.893
16	<b>10</b> <b>ARMANNI</b> Pietro	ITA	Ombra Racing	Ombra Racing	Porsche 911 GT3 CUP 99		19	32'40.896	45.780	3.932	6 1'36.315
17	<b>50</b> <b>FENICI</b> Francesco Maria	ITA	AB Racing	AB Racing	Porsche 911 GT3 CUP 99	MC	19	32'41.724	46.608	0.828	12 1'37.350
18	<b>24</b> <b>PAPADOPULOS</b> Alexandre	USA	Tsunami RT	Tsunami RT	Porsche 911 GT3 CUP 99		19	32'42.661	47.545	0.937	10 1'37.416
19	<b>6</b> <b>GUIRRERI</b> Giuseppe	ITA	Raptor Engineering	Raptor Engineering	Porsche 911 GT3 CUP 99		19	32'42.852	47.736	0.191	12 1'37.153
20	<b>70</b> <b>GIORGI</b> Gianluca	ITA	Bedriver	Bedriver	Porsche 911 GT3 CUP 99	MC	19	32'46.866	51.750	4.014	5 1'37.415
21	<b>67</b> <b>DE GIACOMI</b> Alex	ITA	Tsunami RT	Tsunami RT	Porsche 911 GT3 CUP 99	MC	19	32'58.796	1'03.680	11.930	6 1'37.369
22	<b>60</b> <b>GALASSI</b> Marco	SMR	Team Malucelli	Team Malucelli	Porsche 911 GT3 CUP 99	MC	19	33'08.981	1'13.865	10.185	6 1'37.980
23	<b>89</b> <b>HAN</b> Hulin	CHN	AB Racing	AB Racing	Porsche 911 GT3 CUP 99	MC	19	33'19.718	1'24.602	10.737	9 1'39.426
24	<b>69</b> <b>MONTAGNESE</b> Massimiliano	ITA	Team Malucelli	Team Malucelli	Porsche 911 GT3 CUP 99	MC	19	33'26.458	1'31.342	6.740	9 1'38.303
25	<b>64</b> <b>SELVA</b> Livio	ITA	Ghinzani Arco Motorsport	Ghinzani Arco Motorsport	Porsche 911 GT3 CUP 99	MC	18	32'06.781	1 Giro	1 Giro	9 1'37.567
26	<b>77</b> <b>NAVATTA</b> Massimo	ITA	Raptor Engineering	Raptor Engineering	Porsche 911 GT3 CUP 99	MC	18	32'11.291	1 Giro	4.510	13 1'39.710
27	<b>22</b> <b>SLUTSKII</b> Artem	ISR	Target Competition	Target Competition	Porsche 911 GT3 CUP 99		13	22'38.277	6 Giri	5 Giri	9 1'36.700
----- Non Classificati -----											
RIT	<b>2</b> <b>SLUTSKII</b> Zakhar	ISR	Target Competition	Target Competition	Porsche 911 GT3 CUP 99		7	13'03.482	12 Giri		5 1'37.321
RIT	<b>9</b> <b>FONTANA</b> Andrea	ITA	Ebimotors	Ebimotors	Porsche 911 GT3 CUP 99		0				
RIT	<b>3</b> <b>CERQUI</b> Alberto	ITA	Bedriver	Bedriver	Porsche 911 GT3 CUP 99		0				
RIT	<b>30</b> <b>STRIGNANO</b> Benedetto	ITA	Scuderia Villorba Corse	Scuderia Villorba Corse	Porsche 911 GT3 CUP 99		0				

Partenti: 31 Classificati: 27 Non Classificati: 0 Ritirati: 4 Non Partiti: 0

Giro Veloce N. 9 Num. 32 Gianmarco Quaresmini Tempo 1'35.237 Media. 154,415 Km/h

Umidità	57%	ARIA	25°C
Condizioni	DRY	Pista	48°C

**Penalty and Infringement**

12.28 **27 L. LAURINI**

Time Penalty +5 seconds - Stewards dec. n. 12

Stewards : Paolo Longoni Gabriele Lanceri Noel Cavazza

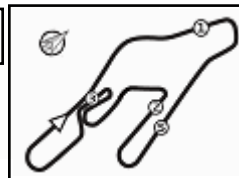
Inizio 12:12 Fine 12:46

Esposta alle: .....

11/06/2023

Powered by FICR PERUGIA TIMING





**ACI Racing Weekend Vallelunga, 10-11 Giugno 2023**  
**Porsche Carrera Cup Italia - Classifica di Classe Gara 2**

**Michelin Cup**

Giri 19 = 77,615 km - Media 143,249 km/h - Tempo di gara 32'30.553

Num.	Conducente	Naz	Concorrente	Team	Auto	Giri	Tempo	Dist.	Rel.	Giro Veloce
1	<b>52 DE AMICIS</b> Alberto	ITA	Ebimotors	Ebimotors	Porsche 911 GT3 CUP 99	19	32'30.553			12 1'37.455
2	<b>51 GNEMMI</b> Paolo	ITA	Ebimotors	Ebimotors	Porsche 911 GT3 CUP 99	19	32'35.357	<b>4.804</b>	<b>4.804</b>	12 <b>1'37.322</b>
3	<b>50 FENICI</b> Francesco Maria	ITA	AB Racing	AB Racing	Porsche 911 GT3 CUP 99	19	32'41.724	<b>11.171</b>	<b>6.367</b>	12 1'37.350
4	<b>70 GIORGI</b> Gianluca	ITA	Bedriver	Bedriver	Porsche 911 GT3 CUP 99	19	32'46.866	<b>16.313</b>	<b>5.142</b>	5 1'37.415
5	<b>67 DE GIACOMI</b> Alex	ITA	Tsunami RT	Tsunami RT	Porsche 911 GT3 CUP 99	19	32'58.796	<b>28.243</b>	<b>11.930</b>	6 1'37.369
6	<b>60 GALASSI</b> Marco	SMR	Team Malucelli	Team Malucelli	Porsche 911 GT3 CUP 99	19	33'08.981	<b>38.428</b>	<b>10.185</b>	6 1'37.980
7	<b>89 HAN</b> Huijin	CHN	AB Racing	AB Racing	Porsche 911 GT3 CUP 99	19	33'19.718	<b>49.165</b>	<b>10.737</b>	9 1'39.426
8	<b>69 MONTAGNESE</b> Massimiliano	ITA	Team Malucelli	Team Malucelli	Porsche 911 GT3 CUP 99	19	33'26.458	<b>55.905</b>	<b>6.740</b>	9 1'38.303
9	<b>64 SELVA</b> Livio	ITA	Ghinzani Arco Motorsport	Ghinzani Arco Motorsport	Porsche 911 GT3 CUP 99	18	32'06.781	<b>1 Giro</b>	<b>1 Giro</b>	9 1'37.567
10	<b>77 NAVATTA</b> Massimo	ITA	Raptor Engineering	Raptor Engineering	Porsche 911 GT3 CUP 99	18	32'11.291	<b>1 Giro</b>	<b>4.510</b>	13 1'39.710

Partenti: 10 Classificati: 10 Non Classificati: 0 Ritirati: 0 Non Partiti: 0

Giro Veloce N. 12 Num. 51 Paolo Gnemmi Tempo 1'37.322 Media. 151,107 Km/h

Umidità	57%	ARIA	25°C
Condizioni	DRY	Pista	48°C

Direttore di Gara : Dino Lodola

Direttore di Prova : Massimiliano Ghinassi

11/06/2023 Inizio 12:12 Fine 12:46

Esposta alle: .....

Powered by FICr PERUGIA TIMING



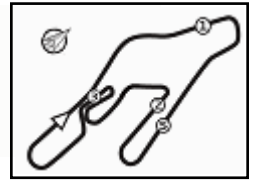
**PORSCHE**

**CARRERA CUP  
ITALIA**

**ACI Racing Weekend Vallelunga, 10-11 Giugno 2023**

**Porsche Carrera Cup Italia - Contagiri Gara 2**

**6.3**



Vallelunga 4.085 m

		Giro																	
	1	2	3	4	5	6	7	8	9	10	11	12	13	14	15	16	17	18	19
1	32	32	32	32	32	32	32	32	32	32	32	32	32	32	32	32	32	32	32
2	23	23	23	23	23	23	23	23	23	23	23	23	23	23	23	23	23	23	23
3	28	28	28	28	28	28	28	28	28	28	28	28	28	28	28	28	28	28	28
4	38	38	38	38	38	38	38	38	38	38	38	38	38	38	38	38	38	38	38
5	27	27	27	27	27	14	14	14	14	14	14	14	14	14	14	14	14	14	14
6	14	14	14	14	14	27	15	15	15	15	15	15	15	15	15	15	15	15	15
7	15	15	15	15	15	22	22	22	22	22	22	22	22	7	7	7	7	7	7
8	22	22	22	22	22	12	12	12	12	12	12	12	12	12	12	12	12	12	12
9	17	17	17	17	12	12	7	7	7	21	7	7	7	25	17	17	17	17	17
10	21	21	21	21	21	7	21	21	21	7	21	21	21	17	25	25	25	25	25
11	12	12	12	12	7	21	25	25	25	25	25	25	17	20	20	20	52	52	52
12	7	7	7	7	25	25	20	20	20	17	17	17	25	52	52	52	20	20	20
13	20	20	20	20	20	52	17	17	20	20	20	20	51	51	51	27	27	27	27
14	25	25	25	25	52	52	17	52	52	52	52	52	67	67	67	27	51	51	21
15	52	52	52	52	51	51	51	51	51	51	51	51	51	27	27	67	21	21	51
16	51	51	51	51	17	17	67	67	67	67	67	67	67	21	21	21	50	50	10
17	60	60	60	60	67	67	60	60	60	27	27	27	27	24	50	50	24	10	50
18	67	67	67	67	60	60	70	70	27	24	24	24	24	50	24	24	10	24	24
19	70	70	70	70	70	27	27	24	50	50	50	50	6	10	10	6	6	6	6
20	50	50	50	50	50	50	50	50	60	10	10	6	10	6	6	70	70	70	70
21	6	6	6	6	6	6	6	24	70	6	6	6	10	70	70	70	60	60	67
22	2	2	2	2	2	2	6	6	10	60	60	70	60	60	60	67	67	67	60
23	24	24	24	24	24	24	10	10	70	70	70	60	69	89	89	89	89	89	89
24	64	89	89	89	10	10	69	69	69	69	69	69	69	69	69	69	69	69	69
25	89	64	64	64	89	89	69	64	64	64	69	89	89	64	64	64	64	64	64
26	69	10	10	10	69	69	89	89	89	89	64	64	64	77	77	77	77	77	77
27	10	69	69	69	64	64	77	77	77	77	77	77	77	77	77	77	77	77	77
28	77	77	77	77	77	77	77	77	77	77	77	77	77	77	77	77	77	77	77

Final Result		
1	<b>32</b>	QUARESMINI G.      Giri 19
2	<b>23</b>	MALUCELLI M.      2.777
3	<b>28</b>	AMATI G.      6.664
4	<b>38</b>	IAQUINTA S.      13.542
5	<b>14</b>	AGOSTINI R.      13.965
6	<b>15</b>	FESTANTE A.      16.588
7	<b>7</b>	FERRARI L.      26.574
8	<b>12</b>	LING K.      28.826
9	<b>17</b>	FULGENZI E.      31.368
10	<b>25</b>	MÜLLER M.      34.618
11	<b>52</b>	DE AMICIS A.      35.437
12	<b>20</b>	BRIGLIADORI E.      36.163
13	<b>21</b>	BERTONELLI D.      38.440
14	<b>51</b>	GNEMMI P.      40.241
15	<b>27</b>	LAURINI L. (P)      41.848
16	<b>10</b>	ARMANNI P.      45.780
17	<b>50</b>	FENICI F.      46.608
18	<b>24</b>	PAPADOPULOS A.      47.545
19	<b>6</b>	GUIRRERI G.      47.736
20	<b>70</b>	GIORGI G.      51.750
21	<b>67</b>	DE GIACOMI A.      1'03.680
22	<b>60</b>	GALASSI M.      1'13.865
23	<b>89</b>	HAN H.      1'24.602
24	<b>69</b>	MONTAGNESE M.      1'31.342
25	<b>64</b>	SELVA L.      1 Giro
26	<b>77</b>	NAVATTA M.      1 Giro
27	<b>22</b>	SLUTSKII A.      6 Giri
RIT	<b>2</b>	SLUTSKII Z.      12 Giri
RIT	<b>30</b>	STRIGNANO B.
RIT	<b>9</b>	FONTANA A.
RIT	<b>3</b>	CERQUI A.

Powered by FICr PERUGIA TIMING











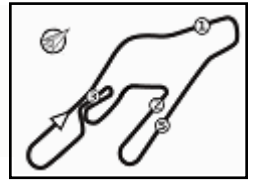
PORSCHE

CARRERA CUP ITALIA

ACI Racing Weekend Vallelunga, 10-11 Giugno 2023
Porsche Carrera Cup Italia - Analisi Tempi Gara 2

Start at 12:12'29.714

6.5



Vallelunga 4.085 m

4 / 5

Table with columns: Giro, Seg.1, Seg.2, Seg.3, Seg.4, T. Giro, km/h, Local Time. Rows include driver names and lap times for drivers 50 F. FENICI, 60 M. GALASSI, 51 P. GNEMMI, 64 L. SELVA, 52 A. DE AMICIS, and 67 A. DE GIACOMI.

11/06/2023 P = Box In/Out - C = Tempo Invalidato

Powered by FICr PERUGIA TIMING





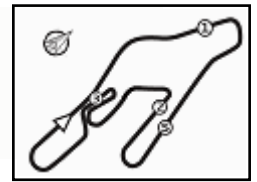
PORSCHE

CARRERA CUP  
ITALIA

ACI Racing Weekend Vallelunga, 10-11 Giugno 2023

Porsche Carrera Cup Italia - Analisi Tempi Gara 2

6.5



Vallelunga 4.085 m

Start at 12:12'29.714

5 / 5

16	12.955	33.994	30.372	21.216	1'38.537	233,3	12:40'09.502	13	13.252	34.694	29.545	22.219	1'39.710	229,8	12:36'13.441
17	12.806	34.273	54.760	21.961	2'03.800	233,8	12:42'13.302	14	13.150	34.528	30.823	21.967	1'40.468	229,3	12:37'53.909
18	12.911	34.102	29.301	21.391	1'37.705	232,3	12:43'51.007	15	13.327	35.313	30.281	22.481	1'41.402	229,8	12:39'35.311
19	12.859	34.012	29.380	21.252	1'37.503	233,8	12:45'28.510	16	14.399	35.026	30.322	22.206	1'41.953	231,3	12:41'17.264
Tempo di gara 32'58.796								17	13.357	35.352	29.976	22.185	1'40.870	209,3	12:42'58.134
								18	13.515	36.423	31.059	21.874	1'42.871	227,8	12:44'41.005

69 M. MONTAGNESE (1'38.303)

Giro	Seg.1	Seg.2	Seg.3	Seg.4	T. Giro	km/h	Local Time
1		38.328	31.612	21.918	1'54.986	206,5	12:14'24.700
2	15.630	45.661	31.496	22.660	1'55.447	124,1	12:16'20.147
3	17.820	57.386	46.862	28.922	2'30.990	86,8	12:18'51.137
4	22.708	40.235	30.087	21.530	1'54.560	154,3	12:20'45.697
5	13.539	34.913	29.689	21.598	1'39.739	232,3	12:22'25.436
6	13.332	34.473	29.897	21.629	1'39.331	233,3	12:24'04.767
7	13.273	34.360	30.093	21.406	1'39.132	231,8	12:25'43.899
8	13.112	34.538	30.291	21.525	1'39.466	230,8	12:27'23.365
9	13.076	34.304	29.671	21.252	1'38.303	231,3	12:29'01.668
10	13.091	34.401	29.699	21.431	1'38.622	231,8	12:30'40.290
11	13.290	39.496	31.516	21.494	1'45.796	230,8	12:32'26.086
12	13.307	34.312	30.538	21.610	1'39.767	231,8	12:34'05.853
13	13.265	34.509	29.776	21.572	1'39.122	229,8	12:35'44.975
14	13.219	34.437	30.039	21.697	1'39.392	230,3	12:37'24.367
15	13.320	34.610	33.559	22.072	1'43.561	228,8	12:39'07.928
16	14.391	35.592	30.772	22.003	1'42.758	226,9	12:40'50.686
17	14.412	35.760	30.147	21.535	1'41.854	229,3	12:42'32.540
18	14.145	36.046	30.308	22.395	1'42.894	227,4	12:44'15.434
19	13.760	35.340	29.801	21.837	1'40.738	229,3	12:45'56.172

Tempo di gara 33'26.458

70 G. GIORGI (1'37.415)

Giro	Seg.1	Seg.2	Seg.3	Seg.4	T. Giro	km/h	Local Time
1		35.381	31.642	22.124	1'51.702	230,3	12:14'21.416
2	12.997	43.795	30.785	22.518	1'50.095	140,8	12:16'11.511
3	20.684	56.242	47.224	29.062	2'33.212	69,0	12:18'44.723
4	21.396	40.427	29.801	21.057	1'52.681	103,2	12:20'37.404
5	12.966	33.976	29.423	21.050	1'37.415	231,8	12:22'14.819
6	12.886	34.591	29.585	21.004	1'38.066	232,8	12:23'52.885
7	12.934	34.130	29.891	21.827	1'38.782	232,3	12:25'31.667
8	12.847	34.174	29.870	21.147	1'38.038	233,8	12:27'09.705
9	12.859	34.405	30.155	23.085	1'40.504	234,8	12:28'50.209
10	13.614	36.013	29.828	21.006	1'40.461	226,9	12:30'30.670
11	12.955	33.942	29.791	22.039	1'38.727	233,3	12:32'09.397
12	12.902	34.396	29.984	21.103	1'38.385	233,8	12:33'47.782
13	12.948	34.902	30.087	21.587	1'39.524	231,8	12:35'27.306
14	13.111	33.994	29.986	21.133	1'38.224	230,3	12:37'05.530
15	12.973	33.991	30.039	21.054	1'38.057	230,8	12:38'43.587
16	12.998	33.975	29.594	21.357	1'37.924	231,3	12:40'21.511
17	13.045	34.169	30.024	21.264	1'38.502	232,3	12:42'00.013
18	13.067	34.258	29.695	21.326	1'38.346	231,8	12:43'38.359
19	13.062	34.174	29.672	21.313	1'38.221	232,8	12:45'16.580

Tempo di gara 32'46.866

77 M. NAVATTA (1'39.710)

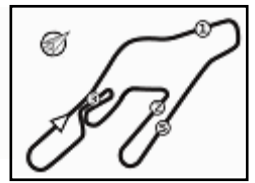
Giro	Seg.1	Seg.2	Seg.3	Seg.4	T. Giro	km/h	Local Time
1		36.706	38.428	22.544	2'02.126	227,4	12:14'31.840
2	13.458	41.257	31.429	22.615	1'48.759	130,0	12:16'20.599
3	17.724	57.722	46.677	28.785	2'30.908	90,0	12:18'51.507
4	22.805	40.373	30.253	21.423	1'54.854	145,7	12:20'46.361
5	13.436	58.538	29.786	21.592	2'03.352	198,9	12:22'49.713
6	13.418	34.811	30.390	22.407	1'41.026	229,3	12:24'30.739
7	13.410	34.826	29.958	21.880	1'40.074	228,8	12:26'10.813
8	13.492	35.086	29.935	21.899	1'40.412	229,3	12:27'51.225
9	13.329	35.169	30.083	22.196	1'40.777	228,8	12:29'32.002
10	13.357	34.836	29.827	21.787	1'39.807	229,8	12:31'11.809
11	13.471	35.404	30.710	21.979	1'41.564	229,8	12:32'53.373
12	13.379	35.064	30.158	21.757	1'40.358	228,8	12:34'33.731

11/06/2023

P = Box In/Out - C = Tempo Invalidato

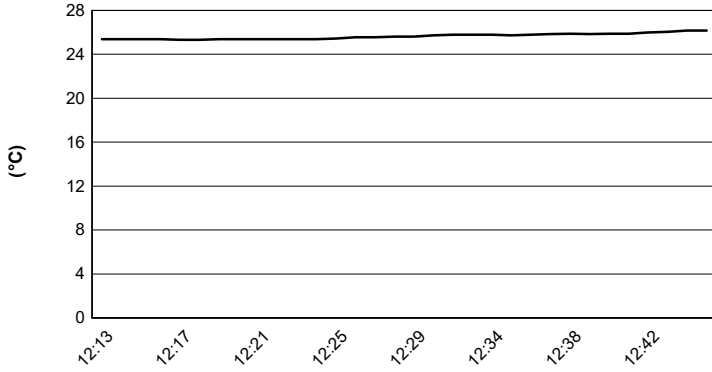
Powered by FICr PERUGIA TIMING



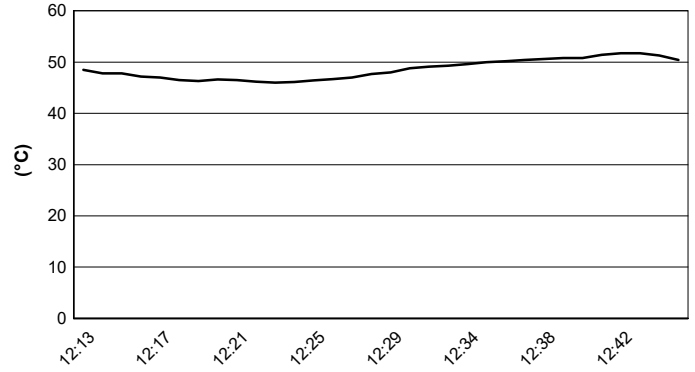


Vallelunga 4.085 m


Air Temperature



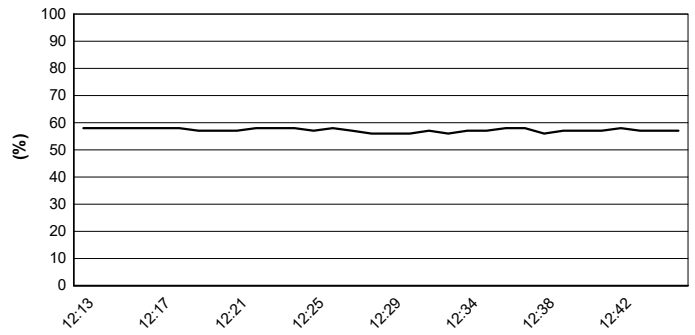
Track Temperature



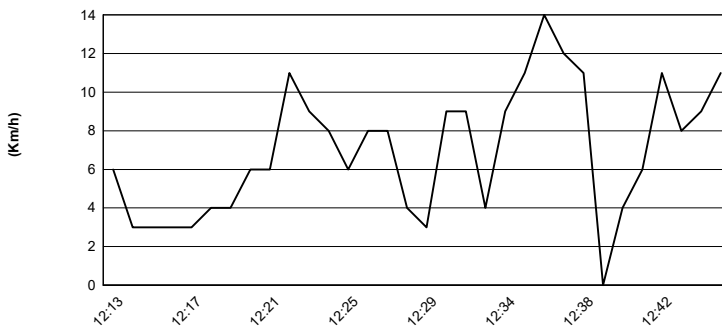
Air Pressure



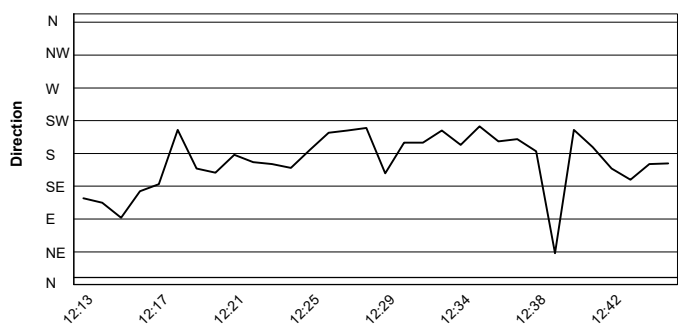
Humidity

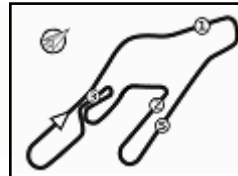


Wind Speed



Wind Direction





Vallelunga 4.085 m

**AMENDED**

**ACI Racing Weekend Vallelunga, 10-11 Giugno 2023**  
**Porsche Carrera Cup Italia - Griglia Gara 2 (Durata: 30' +1 Giro)**

16	24	<b>PAPADOPULOS A.</b> Tsunami RT	Porsche		
15	77	<b>NAVATTA M.</b> Raptor Engineering	Porsche 1'39.735	10	<b>ARMANNI P.</b> Ombra Racing
14	64	<b>SELVA L.</b> Ghinzani Arco Motorsport	Porsche 1'37.433	89	<b>HAN H.</b> AB Racing
13	60	<b>GALASSI M.</b> Team Malucelli	Porsche 1'37.161	69	<b>MONTAGNESE M.</b> Team Malucelli
12	67	<b>DE GIACOMI A.</b> Tsunami RT	Porsche 1'36.492	70	<b>GIORGI G.</b> Bedriver
11	6	<b>GUIRRERI G.</b> Raptor Engineering	Porsche 1'36.265	51	<b>GNEMMI P.</b> Ebimotors
10	25	<b>MÜLLER M.</b> EF Group	Porsche 1'36.041	50	<b>FENICI F.</b> AB Racing
9	17	<b>FULGENZI E.</b> EF Group	Porsche 1'35.734	52	<b>DE AMICIS A.</b> Ebimotors
8	22	<b>SLUTSKII A.</b> Target Competition	Porsche 1'35.547	7	<b>FERRARI L.</b> Raptor Engineering
7	30	<b>STRIGNANO B.</b> Scuderia Villorba Corse	Porsche 1'35.442	20	<b>BRIGLIADORI E.</b> Ghinzani Arco Motorsport
6	9	<b>FONTANA A.</b> Ebimotors	Porsche 1'35.383	2	<b>SLUTSKII Z.</b> Target Competition
5	12	<b>LING K.</b> Ombra Racing	Porsche 1'35.261	27	<b>LAURINI L.</b> Dinamic Motorsport
4	3	<b>CERQUI A.</b> Bedriver	Porsche 1'34.935	15	<b>FESTANTE A.</b> Dinamic Motorsport
3	38	<b>IAQUINTA S.</b> Ghinzani Arco Motorsport	Porsche 1'34.872	21	<b>BERTONELLI D.</b> Bonaldi Motorsport
2	28	<b>AMATI G.</b> Dinamic Motorsport	Porsche 1'34.791	14	<b>AGOSTINI R.</b> Scuderia Villorba Corse
1	32	<b>QUARESMINI G.</b> Dinamic Motorsport	Porsche 1'34.502	23	<b>MALUCELLI M.</b> Team Malucelli

