

ACI Racing Weekend Vallelunga, 10-11 Giugno 2023

Porsche Carrera Cup Italia - Classifica Qualifiche

Vallelunga 4.085 m

1 / 2

Num.	Conduttore	Naz	Concorrente	Team	Auto	Classe	Tempo	Dist.	Rel.	Giri
1	23 MALUCELLI Matteo	ITA	Team Malucelli	Team Malucelli	Porsche 911 GT3 CUP 992		1'34.163			11
2	38 IAQUINTA Simone	ITA	Ghinzani Arco Motorsport	Ghinzani Arco Motorsport	Porsche 911 GT3 CUP 992		1'34.454	0.291	0.291	9
3	32 QUARESMINI Gianmarco	ITA	Dinamic Motorsport	Dinamic Motorsport	Porsche 911 GT3 CUP 992		1'34.460	0.297	0.006	13
4	28 AMATI Giorgio	ITA	Dinamic Motorsport	Dinamic Motorsport	Porsche 911 GT3 CUP 992		1'34.470	0.307	0.010	11
5	11 CAGLIONI Leonardo	ITA	Ombra Racing	Ombra Racing	Porsche 911 GT3 CUP 992		1'34.734	0.571	0.264	12
6	15 FESTANTE Aldo	ITA	Dinamic Motorsport	Dinamic Motorsport	Porsche 911 GT3 CUP 992		1'34.736	0.573	0.002	12
7	14 AGOSTINI Riccardo	ITA	Scuderia Villorba Corse	Scuderia Villorba Corse	Porsche 911 GT3 CUP 992		1'34.804	0.641	0.068	11
8	27 LAURINI Lodovico	ITA	Dinamic Motorsport	Dinamic Motorsport	Porsche 911 GT3 CUP 992		1'34.855	0.692	0.051	11
9	21 BERTONELLI Diego	ITA	Bonaldi Motorsport	Bonaldi Motorsport	Porsche 911 GT3 CUP 992		1'34.899	0.736	0.044	12
10	3 CERQUI Alberto	ITA	Bedriver	Bedriver	Porsche 911 GT3 CUP 992		1'34.906	0.743	0.007	11
11	8 LORENZO Jorge	ESP	Ghinzani Arco Motorsport	Team Q8 Hi-Perform	Porsche 911 GT3 CUP 992		1'35.080	0.917	0.174	11
12	12 LING Kang	CHN	Ombra Racing	Ombra Racing	Porsche 911 GT3 CUP 992		1'35.147	0.984	0.067	13
13	7 FERRARI Lorenzo	ITA	Raptor Engineering	Raptor Engineering	Porsche 911 GT3 CUP 992		1'35.240	1.077	0.093	12
14	9 FONTANA Andrea	ITA	Ebimotors	Ebimotors	Porsche 911 GT3 CUP 992		1'35.277	1.114	0.037	12
15	30 STRIGNANO Benedetto	ITA	Scuderia Villorba Corse	Scuderia Villorba Corse	Porsche 911 GT3 CUP 992		1'35.302	1.139	0.025	12
16	2 SLUTSKII Zakhar	ISR	Target Competition	Target Competition	Porsche 911 GT3 CUP 992		1'35.334	1.171	0.032	11
17	17 FULGENZI Enrico	ITA	EF Group	EF Group	Porsche 911 GT3 CUP 992		1'35.348	1.185	0.014	10
18	22 SLUTSKII Artem	ISR	Target Competition	Target Competition	Porsche 911 GT3 CUP 992		1'35.405	1.242	0.057	12
19	20 BRIGLIADORI Eric	ITA	Ghinzani Arco Motorsport	Ghinzani Arco Motorsport	Porsche 911 GT3 CUP 992		1'35.472	1.309	0.067	13
20	25 MÜLLER Marçal	BRA	EF Group	EF Group	Porsche 911 GT3 CUP 992		1'35.708	1.545	0.236	9
21	52 DE AMICIS Alberto	ITA	Ebimotors	Ebimotors	Porsche 911 GT3 CUP 992	MC	1'35.902	1.739	0.194	13
22	50 FENICI Francesco Maria	ITA	AB Racing	AB Racing	Porsche 911 GT3 CUP 992	MC	1'35.944	1.781	0.042	14
23	51 GNEMMI Paolo	ITA	Ebimotors	Ebimotors	Porsche 911 GT3 CUP 992	MC	1'36.062	1.899	0.118	11
24	6 GUIRRERI Giuseppe	ITA	Raptor Engineering	Raptor Engineering	Porsche 911 GT3 CUP 992		1'36.064	1.901	0.002	15
25	67 DE GIACOMI Alex	ITA	Tsunami RT	Tsunami RT	Porsche 911 GT3 CUP 992	MC	1'36.335	2.172	0.271	14
26	70 GIORGI Gianluca	ITA	Bedriver	Bedriver	Porsche 911 GT3 CUP 992	MC	1'36.497	2.334	0.162	11
27	60 GALASSI Marco	SMR	Team Malucelli	Team Malucelli	Porsche 911 GT3 CUP 992	MC	1'36.855	2.692	0.358	15
28	69 MONTAGNESE Massimiliano	ITA	Team Malucelli	Team Malucelli	Porsche 911 GT3 CUP 992	MC	1'37.074	2.911	0.219	19
29	64 SELVA Livio	ITA	Ghinzani Arco Motorsport	Ghinzani Arco Motorsport	Porsche 911 GT3 CUP 992	MC	1'37.181	3.018	0.107	17
30	89 HAN Huilin	CHN	AB Racing	AB Racing	Porsche 911 GT3 CUP 992	MC	1'37.583	3.420	0.402	17
31	79 ZELGER Johannes	ITA	Tsunami RT	Tsunami RT	Porsche 911 GT3 CUP 992	MC	1'37.815	3.652	0.232	14
32	77 NAVATTA Massimo	ITA	Raptor Engineering	Raptor Engineering	Porsche 911 GT3 CUP 992	MC	1'39.056	4.893	1.241	18
33	10 ARMANNI Pietro	ITA	Ombra Racing	Ombra Racing	Porsche 911 GT3 CUP 992		1'57.288	23.125	18.232	3
34	24 PAPADOPULOS Alexandre	USA	Tsunami RT	Tsunami RT	Porsche 911 GT3 CUP 992					2

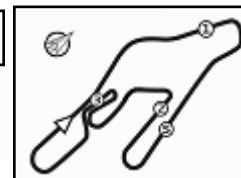
Umidità	62%	ARIA	25°C
Condizioni	DRY	Pista	46°C

Stewards : Paolo Longoni Gabriele Lanceri Noel Cavazza

10/06/2023 Inizio 11:10 Fine 11:48

Esposta alle:





ACI Racing Weekend Vallelunga, 10-11 Giugno 2023

Porsche Carrera Cup Italia - Classifica Qualifiche

Penalty and Infringement

11.23 69 M. MONTAGNESE Time Deleted (1'38.061) - Exceeded Track Limits - Turn 13

Fastest Laps Sequence

Num.	Concorrente	Naz	Team	Auto	Local Time	Tempo	Dist.	Media
69	M. MONTAGNESE	ITA	Team Malucelli	Porsche 911 GT3 CUP 992	11:14'12.367	1'41.982		144,202
69	M. MONTAGNESE	ITA	Team Malucelli	Porsche 911 GT3 CUP 992	11:15'51.327	1'38.960	-3.022	148,605
30	B. STRIGNANO	ITA	Scuderia Villorba Corse	Porsche 911 GT3 CUP 992	11:18'15.003	1'35.882	-3.078	153,376
30	B. STRIGNANO	ITA	Scuderia Villorba Corse	Porsche 911 GT3 CUP 992	11:21'26.736	1'35.845	-0.037	153,435
2	Z. SLUTSKII	ISR	Target Competition	Porsche 911 GT3 CUP 992	11:24'54.046	1'35.780	-0.065	153,539
12	K. LING	CHN	Ombra Racing	Porsche 911 GT3 CUP 992	11:26'44.002	1'35.362	-0.418	154,212
28	G. AMATI	ITA	Dinamic Motorsport	Porsche 911 GT3 CUP 992	11:27'24.483	1'35.230	-0.132	154,426
32	G. QUAREMINI	ITA	Dinamic Motorsport	Porsche 911 GT3 CUP 992	11:27'47.501	1'35.137	-0.093	154,577
23	M. MALUCELLI	ITA	Team Malucelli	Porsche 911 GT3 CUP 992	11:28'02.936	1'34.556	-0.581	155,527
28	G. AMATI	ITA	Dinamic Motorsport	Porsche 911 GT3 CUP 992	11:28'58.953	1'34.470	-0.086	155,668
32	G. QUAREMINI	ITA	Dinamic Motorsport	Porsche 911 GT3 CUP 992	11:42'21.906	1'34.460	-0.010	155,685
38	S. IAQUINTA	ITA	Ghinzani Arco Motorsport	Porsche 911 GT3 CUP 992	11:47'33.767	1'34.454	-0.006	155,695
23	M. MALUCELLI	ITA	Team Malucelli	Porsche 911 GT3 CUP 992	11:47'35.683	1'34.163	-0.291	156,176

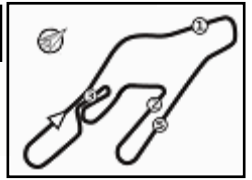
Stewards : Paolo Longoni Gabriele Lanceri Noel Cavazza

10/06/2023 Inizio 11:10 Fine 11:48

Esposta alle:



**ACI Racing Weekend Vallelunga, 10-11 Giugno 2023
Porsche Carrera Cup Italia - Best Sectors & Speed Qualifiche**



MIGLIOR GIRO

1	23 MALUCELLI Matteo	Porsche 911 GT3 CUP 992	1'34.163
2	38 IAQUINTA Simone	Porsche 911 GT3 CUP 992	1'34.454
3	32 QUARESMINI Gianmarco	Porsche 911 GT3 CUP 992	1'34.460
4	28 AMATI Giorgio	Porsche 911 GT3 CUP 992	1'34.470
5	11 CAGLIONI Leonardo	Porsche 911 GT3 CUP 992	1'34.734
6	15 FESTANTE Aldo	Porsche 911 GT3 CUP 992	1'34.736
7	14 AGOSTINI Riccardo	Porsche 911 GT3 CUP 992	1'34.804
8	27 LAURINI Lodovico	Porsche 911 GT3 CUP 992	1'34.855
9	21 BERTONELLI Diego	Porsche 911 GT3 CUP 992	1'34.899
10	3 CERQUI Alberto	Porsche 911 GT3 CUP 992	1'34.906
11	8 LORENZO Jorge	Porsche 911 GT3 CUP 992	1'35.080
12	12 LING Kang	Porsche 911 GT3 CUP 992	1'35.147
13	7 FERRARI Lorenzo	Porsche 911 GT3 CUP 992	1'35.240
14	9 FONTANA Andrea	Porsche 911 GT3 CUP 992	1'35.277
15	30 STRIGNANO Benedetto	Porsche 911 GT3 CUP 992	1'35.302
16	2 SLUTSKII Zakhar	Porsche 911 GT3 CUP 992	1'35.334
17	17 FULGENZI Enrico	Porsche 911 GT3 CUP 992	1'35.348
18	22 SLUTSKII Artem	Porsche 911 GT3 CUP 992	1'35.405
19	20 BRIGLIADORI Eric	Porsche 911 GT3 CUP 992	1'35.472
20	25 MÜLLER Marçal	Porsche 911 GT3 CUP 992	1'35.708
21	52 DE AMICIS Alberto	Porsche 911 GT3 CUP 992	1'35.902
22	50 FENICI Francesco Maria	Porsche 911 GT3 CUP 992	1'35.944
23	51 GNEMMI Paolo	Porsche 911 GT3 CUP 992	1'36.062
24	6 GUIRRERI Giuseppe	Porsche 911 GT3 CUP 992	1'36.064
25	67 DE GIACOMI Alex	Porsche 911 GT3 CUP 992	1'36.335
26	70 GIORGI Gianluca	Porsche 911 GT3 CUP 992	1'36.497
27	60 GALASSI Marco	Porsche 911 GT3 CUP 992	1'36.855
28	69 MONTAGNESE Massimiliano	Porsche 911 GT3 CUP 992	1'37.074
29	64 SELVA Livio	Porsche 911 GT3 CUP 992	1'37.181
30	89 HAN Huilin	Porsche 911 GT3 CUP 992	1'37.583
31	79 ZELGER Johannes	Porsche 911 GT3 CUP 992	1'37.815
32	77 NAVATTA Massimo	Porsche 911 GT3 CUP 992	1'39.056
33	10 ARMANNI Pietro	Porsche 911 GT3 CUP 992	1'57.288
34	24 PAPADOPULOS Alexandre	Porsche 911 GT3 CUP 992	

SPEED

1	22 SLUTSKII Artem	Porsche 911 GT3 CUP 992	234,8
2	2 SLUTSKII Zakhar	Porsche 911 GT3 CUP 992	234,3
3	30 STRIGNANO Benedetto	Porsche 911 GT3 CUP 992	233,8
4	27 LAURINI Lodovico	Porsche 911 GT3 CUP 992	233,8
5	15 FESTANTE Aldo	Porsche 911 GT3 CUP 992	233,8
6	60 GALASSI Marco	Porsche 911 GT3 CUP 992	233,3
7	32 QUARESMINI Gianmarco	Porsche 911 GT3 CUP 992	233,3
8	67 DE GIACOMI Alex	Porsche 911 GT3 CUP 992	232,8
9	11 CAGLIONI Leonardo	Porsche 911 GT3 CUP 992	232,8
10	20 BRIGLIADORI Eric	Porsche 911 GT3 CUP 992	232,8
11	50 FENICI Francesco Maria	Porsche 911 GT3 CUP 992	232,8
12	51 GNEMMI Paolo	Porsche 911 GT3 CUP 992	232,8
13	21 BERTONELLI Diego	Porsche 911 GT3 CUP 992	232,8
14	89 HAN Huilin	Porsche 911 GT3 CUP 992	232,8
15	23 MALUCELLI Matteo	Porsche 911 GT3 CUP 992	232,8
16	52 DE AMICIS Alberto	Porsche 911 GT3 CUP 992	232,8
17	70 GIORGI Gianluca	Porsche 911 GT3 CUP 992	232,3
18	28 AMATI Giorgio	Porsche 911 GT3 CUP 992	232,3
19	8 LORENZO Jorge	Porsche 911 GT3 CUP 992	232,3
20	6 GUIRRERI Giuseppe	Porsche 911 GT3 CUP 992	232,3
21	14 AGOSTINI Riccardo	Porsche 911 GT3 CUP 992	231,8
22	38 IAQUINTA Simone	Porsche 911 GT3 CUP 992	231,8
23	7 FERRARI Lorenzo	Porsche 911 GT3 CUP 992	231,8
24	9 FONTANA Andrea	Porsche 911 GT3 CUP 992	231,8
25	12 LING Kang	Porsche 911 GT3 CUP 992	231,8
26	79 ZELGER Johannes	Porsche 911 GT3 CUP 992	231,8
27	69 MONTAGNESE Massimiliano	Porsche 911 GT3 CUP 992	231,3
28	3 CERQUI Alberto	Porsche 911 GT3 CUP 992	231,3
29	17 FULGENZI Enrico	Porsche 911 GT3 CUP 992	231,3
30	64 SELVA Livio	Porsche 911 GT3 CUP 992	231,3
31	25 MÜLLER Marçal	Porsche 911 GT3 CUP 992	230,8
32	77 NAVATTA Massimo	Porsche 911 GT3 CUP 992	230,8
33	10 ARMANNI Pietro	Porsche 911 GT3 CUP 992	208,9
34	24 PAPADOPULOS Alexandre	Porsche 911 GT3 CUP 992	202,2

SEG. 1

1	32 QUARESMINI Gianmarco	12.351
2	28 AMATI Giorgio	12.403
3	25 MÜLLER Marçal	12.421
4	3 CERQUI Alberto	12.423
5	21 BERTONELLI Diego	12.429
6	14 AGOSTINI Riccardo	12.437
7	38 IAQUINTA Simone	12.443
8	30 STRIGNANO Benedetto	12.445
9	12 LING Kang	12.448
10	23 MALUCELLI Matteo	12.458
11	15 FESTANTE Aldo	12.467
12	27 LAURINI Lodovico	12.472
13	8 LORENZO Jorge	12.483
14	11 CAGLIONI Leonardo	12.488
15	17 FULGENZI Enrico	12.502
16	2 SLUTSKII Zakhar	12.507
17	7 FERRARI Lorenzo	12.516
18	9 FONTANA Andrea	12.576
19	20 BRIGLIADORI Eric	12.577
20	22 SLUTSKII Artem	12.581
21	50 FENICI Francesco Maria	12.588
22	52 DE AMICIS Alberto	12.637
23	6 GUIRRERI Giuseppe	12.655
24	70 GIORGI Gianluca	12.667
25	67 DE GIACOMI Alex	12.720
26	69 MONTAGNESE Massimil	12.727
27	51 GNEMMI Paolo	12.773
28	60 GALASSI Marco	12.784
29	89 HAN Huilin	12.865
30	64 SELVA Livio	12.922
31	77 NAVATTA Massimo	12.975
32	79 ZELGER Johannes	13.063
33	10 ARMANNI Pietro	14.921
34	24 PAPADOPULOS Alexand	43.876

SEG. 2

1	32 QUARESMINI Gianmarco	32.790
2	23 MALUCELLI Matteo	32.837
3	15 FESTANTE Aldo	32.942
4	28 AMATI Giorgio	32.945
5	38 IAQUINTA Simone	32.971
6	14 AGOSTINI Riccardo	32.980
7	21 BERTONELLI Diego	33.025
8	11 CAGLIONI Leonardo	33.040
9	8 LORENZO Jorge	33.066
10	3 CERQUI Alberto	33.097
11	27 LAURINI Lodovico	33.118
12	52 DE AMICIS Alberto	33.121
13	9 FONTANA Andrea	33.131
14	12 LING Kang	33.132
15	51 GNEMMI Paolo	33.153
16	22 SLUTSKII Artem	33.201
17	50 FENICI Francesco Maria	33.216
18	17 FULGENZI Enrico	33.229
19	20 BRIGLIADORI Eric	33.251
20	2 SLUTSKII Zakhar	33.270
21	25 MÜLLER Marçal	33.279
22	30 STRIGNANO Benedetto	33.286
23	7 FERRARI Lorenzo	33.348
24	60 GALASSI Marco	33.422
25	6 GUIRRERI Giuseppe	33.449
26	70 GIORGI Gianluca	33.478
27	69 MONTAGNESE Massimil	33.505
28	67 DE GIACOMI Alex	33.556
29	64 SELVA Livio	33.764
30	79 ZELGER Johannes	33.848
31	89 HAN Huilin	33.980
32	77 NAVATTA Massimo	34.442
33	10 ARMANNI Pietro	35.677
34	24 PAPADOPULOS Alexand	43.900

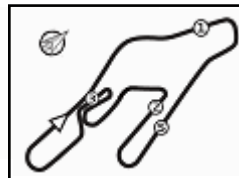
SEG. 3

1	23 MALUCELLI Matteo	28.338
2	21 BERTONELLI Diego	28.445
3	38 IAQUINTA Simone	28.485
4	32 QUARESMINI Gianmarco	28.540
5	28 AMATI Giorgio	28.559
6	3 CERQUI Alberto	28.588
7	9 FONTANA Andrea	28.598
8	14 AGOSTINI Riccardo	28.639
9	11 CAGLIONI Leonardo	28.643
10	15 FESTANTE Aldo	28.648
11	27 LAURINI Lodovico	28.665
12	8 LORENZO Jorge	28.686
13	2 SLUTSKII Zakhar	28.692
14	30 STRIGNANO Benedetto	28.697
15	12 LING Kang	28.729
16	22 SLUTSKII Artem	28.729
17	20 BRIGLIADORI Eric	28.738
18	7 FERRARI Lorenzo	28.776
19	17 FULGENZI Enrico	28.824
20	6 GUIRRERI Giuseppe	28.942
21	25 MÜLLER Marçal	28.945
22	67 DE GIACOMI Alex	28.982
23	52 DE AMICIS Alberto	28.983
24	50 FENICI Francesco Maria	29.010
25	51 GNEMMI Paolo	29.014
26	60 GALASSI Marco	29.191
27	64 SELVA Livio	29.192
28	70 GIORGI Gianluca	29.206
29	79 ZELGER Johannes	29.223
30	69 MONTAGNESE Massimil	29.235
31	89 HAN Huilin	29.283
32	77 NAVATTA Massimo	29.600
33	10 ARMANNI Pietro	33.816
34	24 PAPADOPULOS Alexand	34.802

SEG. 4

1	14 AGOSTINI Riccardo	20.455
2	3 CERQUI Alberto	20.494
3	15 FESTANTE Aldo	20.508
4	38 IAQUINTA Simone	20.508
5	11 CAGLIONI Leonardo	20.523
6	23 MALUCELLI Matteo	20.525
7	32 QUARESMINI Gianmarco	20.541
8	28 AMATI Giorgio	20.548
9	7 FERRARI Lorenzo	20.558
10	17 FULGENZI Enrico	20.592
11	27 LAURINI Lodovico	20.596
12	21 BERTONELLI Diego	20.643
13	12 LING Kang	20.661
14	2 SLUTSKII Zakhar	20.714
15	20 BRIGLIADORI Eric	20.718
16	8 LORENZO Jorge	20.754
17	52 DE AMICIS Alberto	20.758
18	30 STRIGNANO Benedetto	20.780
19	25 MÜLLER Marçal	20.808
20	9 FONTANA Andrea	20.821
21	22 SLUTSKII Artem	20.824
22	6 GUIRRERI Giuseppe	20.871
23	70 GIORGI Gianluca	20.896
24	50 FENICI Francesco Maria	20.932
25	67 DE GIACOMI Alex	21.024
26	60 GALASSI Marco	21.034
27	51 GNEMMI Paolo	21.089
28	69 MONTAGNESE Massimil	21.117
29	64 SELVA Livio	21.284
30	89 HAN Huilin	21.296
31	79 ZELGER Johannes	21.429
32	77 NAVATTA Massimo	21.456
33	10 ARMANNI Pietro	23.336
34	24 PAPADOPULOS Alexand	27.580





ACI Racing Weekend Vallelunga, 10-11 Giugno 2023

Porsche Carrera Cup Italia - Ideal Time Qualifiche

Vallelunga 4.085 m

1 / 2

Num. Conducente	Auto	Seg. 1 Diff. 1	Seg. 2 Diff. 2	Seg. 3 Diff. 3	Seg. 4 Diff. 4	Ideal Time			
						Miglior Giro	Pos.	Diff.	
1	23 MALUCELLI M. (ITA)	Porsche 911 GT3 CUP 992	12.458 +0.005	32.837	28.338	20.525	1'34.158 1'34.163	1	0.005
2	32 QUARESMINI G. (ITA)	Porsche 911 GT3 CUP 992	12.351 +0.044	32.790 +0.113	28.540 +0.081	20.541	1'34.222 1'34.460	3	0.238
3	38 IAQUINTA S. (ITA)	Porsche 911 GT3 CUP 992	12.443 +0.047	32.971	28.485	20.508	1'34.407 1'34.454	2	0.047
4	28 AMATI G. (ITA)	Porsche 911 GT3 CUP 992	12.403	32.945	28.559 +0.015	20.548	1'34.455 1'34.470	4	0.015
5	14 AGOSTINI R. (ITA)	Porsche 911 GT3 CUP 992	12.437 +0.102	32.980	28.639 +0.191	20.455	1'34.511 1'34.804	7	0.293
6	21 BERTONELLI D. (ITA)	Porsche 911 GT3 CUP 992	12.429 +0.105	33.025	28.445 +0.252	20.643	1'34.542 1'34.899	9	0.357
7	15 FESTANTE A. (ITA)	Porsche 911 GT3 CUP 992	12.467 +0.030	32.942 +0.094	28.648	20.508 +0.047	1'34.565 1'34.736	6	0.171
8	3 CERQUI A. (ITA)	Porsche 911 GT3 CUP 992	12.423 +0.105	33.097	28.588 +0.053	20.494 +0.146	1'34.602 1'34.906	10	0.304
9	11 CAGLIONI L. (ITA)	Porsche 911 GT3 CUP 992	12.488 +0.013	33.040	28.643 +0.010	20.523 +0.017	1'34.694 1'34.734	5	0.040
10	27 LAURINI L. (ITA)	Porsche 911 GT3 CUP 992	12.472 +0.004	33.118	28.665	20.596	1'34.851 1'34.855	8	0.004
11	12 LING K. (CHN)	Porsche 911 GT3 CUP 992	12.448 +0.037	33.132 +0.082	28.729 +0.022	20.661 +0.036	1'34.970 1'35.147	12	0.177
12	8 LORENZO J. (ESP)	Porsche 911 GT3 CUP 992	12.483 +0.091	33.066	28.686	20.754	1'34.989 1'35.080	11	0.091
13	9 FONTANA A. (ITA)	Porsche 911 GT3 CUP 992	12.576 +0.109	33.131 +0.039	28.598	20.821 +0.003	1'35.126 1'35.277	14	0.151
14	17 FULGENZI E. (ITA)	Porsche 911 GT3 CUP 992	12.502 +0.105	33.229 +0.096	28.824	20.592	1'35.147 1'35.348	17	0.201
15	2 SLUTSKII Z. (ISR)	Porsche 911 GT3 CUP 992	12.507 +0.096	33.270 +0.055	28.692	20.714	1'35.183 1'35.334	16	0.151
16	7 FERRARI L. (ITA)	Porsche 911 GT3 CUP 992	12.516	33.348	28.776 +0.042	20.558	1'35.198 1'35.240	13	0.042
17	30 STRIGNANO B. (ITA)	Porsche 911 GT3 CUP 992	12.445 +0.072	33.286 +0.016	28.697	20.780 +0.006	1'35.208 1'35.302	15	0.094
18	20 BRIGLIADORI E. (ITA)	Porsche 911 GT3 CUP 992	12.577 +0.049	33.251 +0.013	28.738 +0.058	20.718 +0.068	1'35.284 1'35.472	19	0.188
19	22 SLUTSKII A. (ISR)	Porsche 911 GT3 CUP 992	12.581 +0.014	33.201	28.729 +0.024	20.824 +0.032	1'35.335 1'35.405	18	0.070
20	25 MÜLLER M. (BRA)	Porsche 911 GT3 CUP 992	12.421 +0.088	33.279	28.945 +0.167	20.808	1'35.453 1'35.708	20	0.255
21	52 DE AMICIS A. (ITA)	Porsche 911 GT3 CUP 992	12.637 +0.093	33.121 +0.310	28.983	20.758	1'35.499 1'35.902	21	0.403
22	50 FENICI F. (ITA)	Porsche 911 GT3 CUP 992	12.588 +0.038	33.216 +0.077	29.010	20.932 +0.083	1'35.746 1'35.944	22	0.198
23	6 GUIRRETI G. (ITA)	Porsche 911 GT3 CUP 992	12.655 +0.051	33.449 +0.096	28.942	20.871	1'35.917 1'36.064	24	0.147
24	51 GNEMMI P. (ITA)	Porsche 911 GT3 CUP 992	12.773	33.153	29.014 +0.033	21.089	1'36.029 1'36.062	23	0.033
25	70 GIORGI G. (ITA)	Porsche 911 GT3 CUP 992	12.667 +0.082	33.478 +0.069	29.206	20.896 +0.099	1'36.247 1'36.497	26	0.250
26	67 DE GIACOMI A. (ITA)	Porsche 911 GT3 CUP 992	12.720	33.556 +0.053	28.982	21.024	1'36.282 1'36.335	25	0.053
27	60 GALASSI M. (SMR)	Porsche 911 GT3 CUP 992	12.784 +0.111	33.422	29.191 +0.313	21.034	1'36.431 1'36.855	27	0.424
28	69 MONTAGNESE M. (ITA)	Porsche 911 GT3 CUP 992	12.727 +0.094	33.505 +0.370	29.235 +0.003	21.117 +0.023	1'36.584 1'37.074	28	0.490
29	64 SELVA L. (ITA)	Porsche 911 GT3 CUP 992	12.922 +0.014	33.764	29.192	21.284 +0.005	1'37.162 1'37.181	29	0.019
30	89 HAN H. (CHN)	Porsche 911 GT3 CUP 992	12.865	33.980	29.283 +0.159	21.296	1'37.424 1'37.583	30	0.159
31	79 ZELGER J. (ITA)	Porsche 911 GT3 CUP 992	13.063	33.848 +0.093	29.223	21.429 +0.159	1'37.563 1'37.815	31	0.252
32	77 NAVATTA M. (ITA)	Porsche 911 GT3 CUP 992	12.975 +0.242	34.442	29.600	21.456 +0.341	1'38.473 1'39.056	32	0.583
33	10 ARMANNI P. (ITA)	Porsche 911 GT3 CUP 992	14.921	35.677 +8.813	33.816 +0.092	23.336 +0.633	1'47.750 1'57.288	33	9.538

10/06/2023

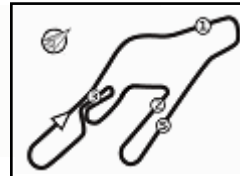
Powered by FICr PERUGIA TIMING



PORSCHE

CARRERA CUP
ITALIA

3.3



ACI Racing Weekend Vallelunga, 10-11 Giugno 2023

Porsche Carrera Cup Italia - Ideal Time Qualifiche

Vallelunga 4.085 m

2 / 2

Num. Conduttore	Auto	Seg. 1 Diff. 1	Seg. 2 Diff. 2	Seg. 3 Diff. 3	Seg. 4 Diff. 4	Ideal Time Miglior Giro	Pos.	Diff.
24 PAPADOPULOS A. (USA)	Porsche 911 GT3 CUP 992							

Ideal Time Assoluto

12.351

32.790

28.338

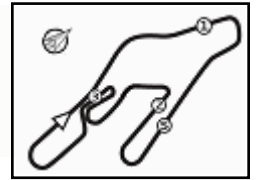
20.455

1'33.934



ACI Racing Weekend Vallelunga, 10-11 Giugno 2023
Porsche Carrera Cup Italia - Analisi Tempi Qualifiche

3.4



Vallelunga 4.085 m

1 / 5

2 Z. SLUTSKII (1'35.334)

Giro	Seg.1	Seg.2	Seg.3	Seg.4	T. Giro	km/h	Local Time
1							11:19'31.379
2	26.732	40.508	32.057	22.236	2'01.533P	172,5	11:21'32.912
3	14.182	35.867	33.216	22.089	1'45.354	226,9	11:23'18.266
4	12.631	33.343	28.975	20.831	1'35.780	234,3	11:24'54.046
5	12.560	34.000	29.696	21.808	1'38.064	228,8	11:26'32.110
6	12.507	33.270	28.934	20.867	1'35.578	231,3	11:28'07.688
7	12.579	35.335	29.248	9'02.939	10'20.101P	225,5	11:38'27.789
8	27.805	40.974	32.802	22.397	2'03.978P	173,4	11:40'31.767
9	13.326	38.628	32.839	22.994	1'47.787	222,7	11:42'19.554
10	12.657	33.389	28.776	20.824	1'35.646	230,3	11:43'55.200
11	12.594	33.334	28.778	20.723	1'35.429	231,3	11:45'30.629
12	12.603	33.325	28.692	20.714	1'35.334	230,3	11:47'05.963

13 12.600 33.596 **28.776** 20.662 1'35.634 230,8 11:46'46.484

8 J. LORENZO (1'35.080)

Giro	Seg.1	Seg.2	Seg.3	Seg.4	T. Giro	km/h	Local Time
1							11:23'06.804
2	30.528	38.792	33.605	22.348	2'05.273P	191,5	11:25'12.077
3	16.173	35.084	39.621	24.172	1'55.050	206,1	11:27'07.127
4	12.681	33.076	29.376	20.984	1'36.117	232,3	11:28'43.244
5	12.534	36.704	32.052	20.817	1'42.107	199,3	11:30'25.351
6	12.483	33.087	28.975	20.842	1'35.387	230,8	11:32'00.738
7	12.534	33.706	29.054	6'28.381	7'43.675P	229,8	11:39'44.413
8	22.939	37.038	31.058	21.283	1'52.318P	223,1	11:41'36.731
9	13.019	41.901	30.316	20.779	1'46.015	130,1	11:43'22.746
10	12.574	33.066	28.686	20.754	1'35.080	229,8	11:44'57.826
11	12.605	35.046	30.506	20.801	1'38.958	230,3	11:46'36.784
12	12.581	33.179	28.788	21.035	1'35.583C	231,3	11:48'12.367

3 A. CERQUI (1'34.906)

Giro	Seg.1	Seg.2	Seg.3	Seg.4	T. Giro	km/h	Local Time
1							11:23'51.766
2	25.633	42.007	31.585	21.498	2'00.723P	150,2	11:25'52.489
3	13.190	35.233	30.928	20.699	1'40.050	206,1	11:27'32.539
4	12.551	33.127	28.832	20.494	1'35.004	231,3	11:29'07.543
5	12.528	33.097	28.641	20.640	1'34.906	231,3	11:30'42.449
6	12.423	33.237	28.588	20.687	1'34.935	230,3	11:32'17.384
7	13.249	35.134	30.146	5'51.773	7'10.302P	226,9	11:39'27.686
8	28.113	41.028	31.139	21.771	2'02.051P	179,7	11:41'29.737
9	13.421	36.369	34.669	20.908	1'45.367	206,9	11:43'15.104
10	12.577	33.120	28.690	20.567	1'34.954	230,8	11:44'50.058
11	12.554	38.213	32.736	20.757	1'44.260	209,7	11:46'34.318
12	12.493	33.244	28.788	20.664	1'35.189C	230,3	11:48'09.507

9 A. FONTANA (1'35.277)

Giro	Seg.1	Seg.2	Seg.3	Seg.4	T. Giro	km/h	Local Time
1							11:11'10.386
2	31.278	56.640	45.214	8'28.540	10'41.672P	151,0	11:21'52.058
3	28.873	45.986	33.919	22.657	2'11.435P	135,2	11:24'03.493
4	13.540	40.539	32.287	21.975	1'48.341	145,7	11:25'51.834
5	12.581	33.350	28.866	20.833	1'35.630	231,3	11:27'27.464
6	12.602	33.131	28.733	20.917	1'35.383	231,3	11:29'02.847
7	12.686	33.158	28.793	20.922	1'35.559	230,8	11:30'38.406
8	12.576	33.343	28.819	6'49.398	8'04.136P	230,8	11:38'42.542
9	26.018	44.686	33.983	24.894	2'09.581P	159,5	11:40'52.123
10	15.978	36.336	30.960	21.084	1'44.358	186,2	11:42'36.481
11	12.766	33.354	28.790	20.821	1'35.731	228,3	11:44'12.212
12	12.685	33.170	28.598	20.824	1'35.277	229,8	11:45'47.489
13	12.619	33.220	28.777	20.864	1'35.480	231,8	11:47'22.969

6 G. GUIRRETI (1'36.064)

Giro	Seg.1	Seg.2	Seg.3	Seg.4	T. Giro	km/h	Local Time
1							11:15'29.675
2	27.986	48.912	34.500	23.552	2'14.950P	118,3	11:17'44.625
3	16.071	37.307	36.751	21.562	1'51.691	192,9	11:19'36.316
4	12.994	35.377	29.970	21.167	1'39.508	231,3	11:21'15.824
5	12.852	33.571	29.252	21.057	1'36.732	232,3	11:22'52.556
6	12.777	33.515	29.160	21.103	1'36.555	231,3	11:24'29.111
7	12.811	33.723	29.222	20.943	1'36.699	229,8	11:26'05.810
8	12.697	33.764	28.988	21.092	1'36.541	232,3	11:27'42.351
9	12.660	33.567	29.055	21.312	1'36.594	229,8	11:29'18.945
10	13.531	36.835	29.891	6'13.360	7'33.617P	165,6	11:36'52.562
11	26.863	38.266	30.518	21.469	1'57.116P	175,3	11:38'49.678
12	12.880	34.413	29.653	20.999	1'37.945	230,8	11:40'27.623
13	12.710	33.524	29.136	20.895	1'36.265	230,3	11:42'03.888
14	12.706	33.545	28.942	20.871	1'36.064	230,3	11:43'39.952
15	12.655	33.789	29.649	21.611	1'37.704	230,8	11:45'17.656
16	12.664	33.619	28.972	21.055	1'36.310	230,3	11:46'53.966

10 P. ARMANNI (1'57.288)

Giro	Seg.1	Seg.2	Seg.3	Seg.4	T. Giro	km/h	Local Time
1							11:21'52.827
2	28.355	46.652	33.816	24.791	2'13.614P	199,3	11:24'06.441
3	15.822	1'03.645	43.403	23.336	2'26.206	202,6	11:26'32.647
4	14.921	44.490	33.908	23.969	1'57.288	208,9	11:28'29.935

11 L. CAGLIONI (1'34.734)

Giro	Seg.1	Seg.2	Seg.3	Seg.4	T. Giro	km/h	Local Time
1							11:21'55.682
2	31.635	44.609	35.708	22.678	2'14.630P	163,9	11:24'10.312
3	14.736	43.526	31.309	21.686	1'51.257	138,6	11:26'01.569
4	13.273	34.390	29.608	20.740	1'38.011	227,4	11:27'39.580
5	12.515	33.136	28.661	20.682	1'34.994	232,8	11:29'14.574
6	12.506	33.143	28.643	20.581	1'34.873	231,3	11:30'49.447
7	12.488	33.206	28.662	20.539	1'34.895	230,3	11:32'24.342
8	12.498	33.399	29.212	4'38.966	5'54.075P	230,3	11:38'18.417
9	24.113	38.699	30.976	22.569	1'56.357P	201,9	11:40'14.774
10	13.161	34.891	29.750	21.825	1'39.627	219,1	11:41'54.401
11	13.123	34.129	29.009	20.523	1'36.784	228,3	11:43'31.185
12	12.501	33.040	28.653	20.540	1'34.734	231,3	11:45'05.919
13	12.540	33.121	28.666	20.689	1'35.016	231,3	11:46'40.935

7 L. FERRARI (1'35.240)

Giro	Seg.1	Seg.2	Seg.3	Seg.4	T. Giro	km/h	Local Time
1							11:22'41.022
2	23.996	42.725	34.515	23.872	2'05.108P	213,4	11:24'46.130
3	16.740	38.868	30.484	21.914	1'48.006	183,4	11:26'34.136
4	15.404	35.054	29.669	22.184	1'42.311	212,2	11:28'16.447
5	12.531	35.421	28.837	20.790	1'37.579	225,5	11:29'54.026
6	12.595	33.458	28.934	20.717	1'35.704	229,3	11:31'29.730
7	12.517	33.358	29.150	20.935	1'35.960	230,8	11:33'05.690
8	13.700	34.591	29.252	3'53.781	5'11.324P	227,4	11:38'17.014
9	22.343	36.518	31.960	22.185	1'53.006P	211,4	11:40'10.020
10	13.519	35.559	30.311	23.492	1'42.881	218,2	11:41'52.901
11	12.516	33.348	28.818	20.558	1'35.240	230,3	11:43'28.141
12	12.777	37.106	30.749	22.077	1'42.709	228,3	11:45'10.850

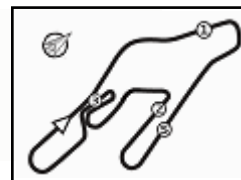
12 K. LING (1'35.147)

Giro	Seg.1	Seg.2	Seg.3	Seg.4	T. Giro	km/h	Local Time
1							11:19'37.584
2	26.113	44.617	31.901	23.065	2'05.696P	118,9	11:21'43.280
3	15.061	41.817	30.233	21.584	1'48.695	190,1	11:23'31.975
4	12.929	33.792	29.283	20.661	1'36.665	231,8	11:25'08.640

10/06/2023

P = Box In/Out - C = Tempo Invalidato





5	12.545	33.132	28.827	20.858	1'35.362	231,8	11:26'44.002	6	12.625	33.251	29.347	20.836	1'36.059	232,8	11:27'36.825
6	12.474	33.205	28.729	20.853	1'35.261	231,8	11:28'19.263	7	12.577	33.326	28.925	20.831	1'35.659	232,3	11:29'12.484
7	12.463	33.683	31.180	22.388	1'39.714	230,8	11:29'58.977	8	12.623	33.361	28.852	20.866	1'35.702	231,3	11:30'48.186
8	12.529	33.421	30.716	5'11.863	6'28.529P	227,8	11:36'27.506	9	12.758	38.126	34.956	7'00.697	8'26.537P	199,6	11:39'14.723
9	30.082	42.522	34.051	22.540	2'09.195P		11:38'36.701	10	23.781	39.640	31.511	26.420	2'01.352P	188,2	11:41'16.075
10	15.851	39.973	30.456	21.078	1'47.358		11:40'24.059	11	13.279	38.137	30.863	21.906	1'44.185	156,1	11:43'00.260
11	12.525	37.591	30.358	21.996	1'42.470	230,3	11:42'06.529	12	12.741	33.281	28.738	20.718	1'35.478	230,8	11:44'35.738
12	12.485	33.214	28.751	20.697	1'35.147	231,3	11:43'41.676	13	12.626	33.264	28.796	20.786	1'35.472	231,3	11:46'11.210
13	12.448	35.776	33.643	21.639	1'43.506	231,8	11:45'25.182	14	14.357	36.202	30.905	22.306	1'43.770	219,1	11:47'54.980
14	12.524	33.376	35.364	23.821	1'45.085	229,8	11:47'10.267								

14 R. AGOSTINI (1'34.804)							
Giro	Seg.1	Seg.2	Seg.3	Seg.4	T. Giro	km/h	Local Time
1							11:21'16.531
2	39.161	46.800	34.525	21.810	2'22.296P	131,4	11:23'38.827
3	13.820	36.369	31.285	21.586	1'43.060	178,8	11:25'21.887
4	12.589	41.235	40.668	24.569	1'59.061	114,2	11:27'20.948
5	12.539	32.980	28.830	20.455	1'34.804	230,8	11:28'55.752
6	12.542	33.048	28.639	20.592	1'34.821	230,8	11:30'30.573
7	12.437	33.175	28.689	20.625	1'34.926	231,3	11:32'05.499
8	12.868	34.667	30.298	6'33.119	7'50.952P	229,3	11:39'56.451
9	25.036	42.398	32.035	35.087	2'14.556P	143,6	11:42'11.007
10	21.185	40.404	31.819	22.834	1'56.242P	157,7	11:44'07.249
11	12.640	33.058	28.696	20.540	1'34.934	229,3	11:45'42.183
12	12.601	33.532	29.834	21.145	1'37.112	230,3	11:47'19.295

21 D. BERTONELLI (1'34.899)							
Giro	Seg.1	Seg.2	Seg.3	Seg.4	T. Giro	km/h	Local Time
1							11:21'14.926
2	29.030	52.862	36.085	22.600	2'20.577P	144,0	11:23'35.503
3	14.122	38.344	29.599	21.128	1'43.193	161,9	11:25'18.696
4	13.143	34.111	29.706	21.001	1'37.961	232,8	11:26'56.657
5	12.512	33.367	28.731	20.646	1'35.256	231,3	11:28'31.913
6	12.530	33.091	28.445	20.835	1'34.901	231,3	11:30'06.814
7	12.429	33.168	28.614	5'15.521	6'29.732P	230,8	11:36'36.546
8	23.641	49.870	33.232	22.217	2'08.960P	108,0	11:38'45.506
9	13.790	35.753	30.452	21.229	1'41.224	199,6	11:40'26.730
10	12.609	36.866	33.053	21.243	1'43.771	172,0	11:42'10.501
11	12.565	33.181	28.653	20.715	1'35.114	231,3	11:43'45.615
12	12.453	37.592	32.197	20.841	1'43.083	232,3	11:45'28.698
13	12.534	33.025	28.697	20.643	1'34.899	231,8	11:47'03.597

15 A. FESTANTE (1'34.736)							
Giro	Seg.1	Seg.2	Seg.3	Seg.4	T. Giro	km/h	Local Time
1							11:23'35.709
2	29.131	42.909	33.199	23.209	2'08.448P	143,4	11:25'44.157
3	13.315	34.844	32.340	24.114	1'44.613	221,3	11:27'28.770
4	12.642	33.203	29.144	20.508	1'35.497	233,3	11:29'04.267
5	12.504	33.147	28.800	20.620	1'35.071	233,8	11:30'39.338
6	12.482	32.942	28.870	20.722	1'35.016	233,8	11:32'14.354
7	12.467	32.943	28.944	4'19.045	5'33.399P	233,8	11:37'47.753
8	23.363	36.083	30.403	21.373	1'51.222P	227,4	11:39'38.975
9	13.223	33.795	29.563	22.593	1'39.174	224,1	11:41'18.149
10	12.497	33.036	28.648	20.555	1'34.736	232,8	11:42'52.885
11	12.551	32.980	28.905	20.524	1'34.960	232,3	11:44'27.845
12	13.932	33.414	29.582	22.638	1'39.566	233,3	11:46'07.411
13	12.577	33.153	28.744	20.613	1'35.087	232,8	11:47'42.498

22 A. SLUTSKII (1'35.405)							
Giro	Seg.1	Seg.2	Seg.3	Seg.4	T. Giro	km/h	Local Time
1							11:19'24.135
2	29.202	40.545	34.954	21.865	2'06.566P	184,0	11:21'30.701
3	14.027	36.633	31.374	21.554	1'43.588	176,2	11:23'14.289
4	12.584	39.258	31.725	21.073	1'44.640	142,9	11:24'58.929
5	12.705	33.405	29.185	20.900	1'36.195	234,8	11:26'35.124
6	12.581	33.366	28.952	20.869	1'35.768	231,8	11:28'10.892
7	13.359	35.304	28.935	8'09.751	9'27.349P	224,1	11:37'38.241
8	24.192	38.499	31.189	21.811	1'55.691P	180,0	11:39'33.932
9	13.313	34.441	30.190	22.994	1'40.938	225,5	11:41'14.870
10	12.661	33.333	28.729	20.824	1'35.547	231,8	11:42'50.417
11	12.639	33.330	29.000	21.523	1'36.492	231,3	11:44'26.909
12	18.610	45.127	31.826	21.317	1'56.880	154,5	11:46'23.789
13	12.595	33.201	28.753	20.856	1'35.405	231,3	11:47'59.194

17 E. FULGENZI (1'35.348)							
Giro	Seg.1	Seg.2	Seg.3	Seg.4	T. Giro	km/h	Local Time
1							11:24'22.234
2	37.994	51.357	37.300	24.110	2'30.761P	118,2	11:26'52.995
3	14.456	41.548	30.355	21.155	1'47.514	170,1	11:28'40.509
4	12.607	33.325	28.824	20.592	1'35.348	230,8	11:30'15.857
5	12.526	34.210	29.849	21.517	1'38.102	230,8	11:31'53.959
6	12.502	33.229	28.937	21.122	1'35.790	231,3	11:33'29.749
7	12.636	33.410	30.788	5'04.658	6'21.492P	231,3	11:39'51.241
8	28.360	41.779	31.244	23.237	2'04.620P	147,9	11:41'55.861
9	12.978	34.305	29.420	23.634	1'40.337	227,8	11:43'36.198
10	12.554	36.748	29.949	21.511	1'40.762	221,3	11:45'16.960
11	12.549	33.284	28.939	20.962	1'35.734	231,3	11:46'52.694

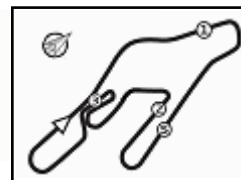
23 M. MALUCELLI (1'34.163)							
Giro	Seg.1	Seg.2	Seg.3	Seg.4	T. Giro	km/h	Local Time
1							11:22'42.653
2	27.131	42.907	32.020	21.969	2'04.027P	158,4	11:24'46.680
3	14.020	35.999	30.650	21.031	1'41.700	225,5	11:26'28.380
4	12.500	32.899	28.612	20.545	1'34.556	232,3	11:28'02.936
5	12.528	32.890	28.485	20.635	1'34.538	231,8	11:29'37.474
6	12.486	33.013	28.608	20.570	1'34.677	230,8	11:31'12.151
7	13.145	35.056	34.824	23.073	1'46.098	230,3	11:32'58.249
8	12.539	33.066	29.889	6'23.041	7'38.535P	231,3	11:40'36.784
9	27.800	40.432	31.513	27.300	2'07.045P	126,8	11:42'43.829
10	15.112	34.472	29.393	20.878	1'39.855	225,0	11:44'23.684
11	12.537	32.894	31.682	20.723	1'37.836	231,3	11:46'01.520
12	12.463	32.837	28.338	20.525	1'34.163	232,8	11:47'35.683

20 E. BRIGLIADORI (1'35.472)							
Giro	Seg.1	Seg.2	Seg.3	Seg.4	T. Giro	km/h	Local Time
1							11:18'31.356
2	24.614	40.942	36.169	24.500	2'06.225P	170,6	11:20'37.581
3	13.379	38.101	33.980	22.772	1'48.232	227,8	11:22'25.813
4	14.539	36.487	36.844	23.461	1'51.331	227,8	11:24'17.144
5	12.811	33.726	35.100	21.985	1'43.622	232,3	11:26'00.766

24 A. PAPADOPULOS							
Giro	Seg.1	Seg.2	Seg.3	Seg.4	T. Giro	km/h	Local Time
1							11:12'28.462
2	30.376	47.084	36.250	27.580	2'21.290P	121,5	11:14'49.752
3	43.876	43.900	34.802	4'33.161	6'35.739P	146,3	11:21'25.491

10/06/2023 P = Box In/Out - C = Tempo Invalidato





25 M. MÜLLER (1'35.708)

Giro	Seg.1	Seg.2	Seg.3	Seg.4	T. Giro	km/h	Local Time
1							11:24'26.641
2	34.123	51.552	37.505	23.968	2'27.148P	109,8	11:26'53.789
3	14.326	42.021	30.243	21.184	1'47.774	155,4	11:28'41.563
4	12.525	33.765	29.573	20.989	1'36.852	229,8	11:30'18.415
5	12.646	35.729	29.938	21.210	1'39.523	229,3	11:31'57.938
6	12.583	33.464	28.945	21.049	1'36.041	230,3	11:33'33.979
7	12.506	33.552	29.020	5'59.952	7'15.030P	230,8	11:40'49.009
8	34.959	45.925	34.491	23.168	2'18.543P	138,6	11:43'07.552
9	14.639	36.838	29.509	20.958	1'41.944	202,2	11:44'49.496
10	12.509	33.279	29.112	20.808	1'35.708	229,8	11:46'25.204

27 L. LAURINI (1'34.855)

Giro	Seg.1	Seg.2	Seg.3	Seg.4	T. Giro	km/h	Local Time
1							11:21'44.770
2	27.883	42.711	36.521	23.909	2'11.024P	165,4	11:23'55.794
3	15.026	37.452	29.794	22.844	1'45.116	193,9	11:25'40.910
4	12.514	33.440	28.773	20.801	1'35.528	233,8	11:27'16.438
5	12.566	33.272	28.695	20.795	1'35.328	233,3	11:28'51.766
6	12.537	33.266	28.723	20.840	1'35.366	232,8	11:30'27.132
7	12.494	33.304	28.921	5'13.864	6'28.583P	233,3	11:36'55.715
8	26.975	51.023	37.696	23.872	2'19.566P	123,4	11:39'15.281
9	17.062	51.173	33.458	22.682	2'04.375	106,9	11:41'19.656
10	12.476	33.118	28.665	20.596	1'34.855	232,8	11:42'54.511
11	12.516	34.282	38.849	21.604	1'47.251	232,8	11:44'41.762
12	12.533	33.156	29.781	30.619	1'46.089	232,8	11:46'27.851

28 G. AMATI (1'34.470)

Giro	Seg.1	Seg.2	Seg.3	Seg.4	T. Giro	km/h	Local Time
1							11:21'48.626
2	26.745	43.463	35.615	25.971	2'11.794P	188,5	11:24'00.420
3	15.028	40.032	32.434	21.339	1'48.833	156,3	11:25'49.253
4	12.503	33.199	28.871	20.657	1'35.230	232,3	11:27'24.483
5	12.403	32.945	28.574	20.548	1'34.470	232,3	11:28'58.953
6	12.498	33.085	28.639	20.569	1'34.791	231,8	11:30'33.744
7	12.814	36.501	31.974	4'31.143	5'52.432P	213,4	11:36'26.176
8	30.422	42.864	33.832	22.591	2'09.709P	162,9	11:38'35.885
9	15.682	39.904	30.422	20.964	1'46.972	159,8	11:40'22.857
10	12.491	33.085	28.559	21.327	1'35.462	230,3	11:41'58.319
11	12.455	33.076	32.191	21.797	1'39.519	231,8	11:43'37.838
12	12.411	34.474	29.673	21.004	1'37.562	228,3	11:45'15.400

30 B. STRIGNANO (1'35.302)

Giro	Seg.1	Seg.2	Seg.3	Seg.4	T. Giro	km/h	Local Time
1							11:12'30.393
2	29.585	44.208	36.810	26.991	2'17.594P	176,2	11:14'47.987
3	14.399	37.201	33.881	25.653	1'51.134	223,6	11:16'39.121
4	12.622	33.321	28.928	21.011	1'35.882	232,8	11:18'15.003
5	12.670	33.408	28.955	20.855	1'35.888	232,3	11:19'50.891
6	12.649	33.541	28.736	20.919	1'35.845	233,3	11:21'26.736
7	12.505	33.542	28.840	21.056	1'35.943	233,8	11:23'02.679
8	12.890	35.447	30.803	14'07.185	15'26.325P	233,3	11:38'29.004
9	27.512	43.022	33.588	28.606	2'12.728P	148,6	11:40'41.732
10	14.432	38.995	29.700	20.951	1'44.078	133,0	11:42'25.810
11	12.700	33.286	28.790	20.780	1'35.556	232,3	11:44'01.366
12	12.457	33.395	28.727	20.863	1'35.442	232,3	11:45'36.808
13	12.517	33.302	28.697	20.786	1'35.302	233,3	11:47'12.110

32 G. QUARESMINI (1'34.460)

Giro	Seg.1	Seg.2	Seg.3	Seg.4	T. Giro	km/h	Local Time
------	-------	-------	-------	-------	---------	------	------------

1							11:22'25.759
2	23.135	39.766	35.474	23.827	2'02.202P	177,9	11:24'27.961
3	16.255	35.969	31.244	20.935	1'44.403	228,8	11:26'12.364
4	12.438	33.098	28.846	20.755	1'35.137	231,3	11:27'47.501
5	12.409	32.838	28.716	20.629	1'34.592	232,8	11:29'22.093
6	12.396	33.006	28.540	20.560	1'34.502	231,8	11:30'56.595
7	12.426	33.021	29.532	3'27.659	4'42.638P	231,8	11:35'39.233
8	22.378	39.179	32.559	21.672	1'55.788P	136,4	11:37'35.021
9	13.038	33.934	29.589	20.760	1'37.321	229,8	11:39'12.342
10	12.351	32.790	29.246	20.717	1'35.104	232,8	11:40'47.446
11	12.395	32.903	28.621	20.541	1'34.460	232,3	11:42'21.906
12	12.436	33.107	31.435	21.252	1'38.230	232,8	11:44'00.136
13	12.440	32.999	29.123	20.807	1'35.369	232,3	11:45'35.505
14	12.438	35.431	31.145	21.541	1'40.555	232,8	11:47'16.060

38 S. IAQUINTA (1'34.454)

Giro	Seg.1	Seg.2	Seg.3	Seg.4	T. Giro	km/h	Local Time
1							11:23'04.086
2	31.234	39.861	33.387	22.788	2'07.270P	172,2	11:25'11.356
3	15.896	35.320	41.449	22.541	1'55.206	203,4	11:27'06.562
4	12.489	32.977	28.952	20.751	1'35.169	231,3	11:28'41.731
5	13.443	36.340	31.790	20.895	1'42.468	208,5	11:30'24.199
6	12.443	33.070	28.716	20.643	1'34.872	230,3	11:31'59.071
7	13.470	43.470	35.988	8'34.443	10'07.371P	188,8	11:42'06.442
8	33.032	38.529	31.207	21.861	2'04.629P	188,5	11:44'11.071
9	15.119	38.385	29.954	24.784	1'48.242	132,5	11:45'59.313
10	12.490	32.971	28.485	20.508	1'34.454	231,3	11:47'33.767

50 F. FENICI (1'35.944)

Giro	Seg.1	Seg.2	Seg.3	Seg.4	T. Giro	km/h	Local Time
1							11:14'18.018
2	31.425	56.617	42.620	27.170	2'37.832P	135,0	11:16'55.850
3	15.794	39.480	31.802	22.761	1'49.837	178,2	11:18'45.687
4	14.256	40.023	31.030	22.931	1'48.240	163,4	11:20'33.927
5	13.020	33.923	29.433	22.572	1'38.948	230,3	11:22'12.875
6	13.039	34.700	30.456	22.954	1'41.149	226,4	11:23'54.024
7	12.849	33.662	29.354	21.105	1'36.970	232,3	11:25'30.994
8	12.779	33.461	29.354	21.096	1'36.690	232,8	11:27'07.684
9	12.747	33.560	29.576	3'35.562	4'51.445P	232,8	11:31'59.129
10	26.201	51.234	31.825	22.173	2'11.433P	101,4	11:34'10.562
11	14.315	34.566	30.206	21.574	1'40.661	229,3	11:35'51.223
12	12.884	33.216	29.129	20.932	1'36.161	231,8	11:37'27.384
13	12.738	33.338	29.152	20.939	1'36.167	232,3	11:39'03.551
14	12.626	33.293	29.010	21.015	1'35.944	231,3	11:40'39.495
15	12.588	33.498	29.095	20.992	1'36.173	229,8	11:42'15.668

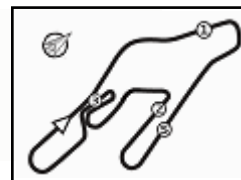
51 P. GNEMMI (1'36.062)

Giro	Seg.1	Seg.2	Seg.3	Seg.4	T. Giro	km/h	Local Time
1							11:10'24.502
2	28.927	52.026	34.240	6'21.271	8'16.464P	97,2	11:18'40.966
3	22.017	35.221	30.495	21.354	1'49.087P	226,4	11:20'30.053
4	12.917	33.984	29.370	23.496	1'39.767	226,9	11:22'09.820
5	12.886	34.753	29.492	21.287	1'38.418	229,8	11:23'48.238
6	12.854	33.408	29.099	21.205	1'36.566	231,8	11:25'24.804
7	12.813	33.437	30.099	5'45.428	7'01.777P	232,8	11:32'26.581
8	25.149	36.069	30.895	22.037	1'54.150P	224,5	11:34'20.731
9	13.639	34.867	31.504	21.606	1'41.616	225,0	11:36'02.347
10	13.102	34.719	29.563	21.122	1'38.506	225,5	11:37'40.853
11	12.839	33.452	29.014	21.127	1'36.432	231,3	11:39'17.285
12	12.773	33.153	29.047	21.089	1'36.062	231,3	11:40'53.347

52 A. DE AMICIS (1'35.902)

Giro	Seg.1	Seg.2	Seg.3	Seg.4	T. Giro	km/h	Local Time
------	-------	-------	-------	-------	---------	------	------------





1								11:11'05.995	7	12.806	33.668	29.141	21.047	1'36.662	231,8	11:24'48.025
2	32.181	57.292	47.205	5'27.147	7'43.825P	145,4	11:18'49.820		8	14.040	36.457	33.079	7'16.035	8'39.611P	219,5	11:33'27.636
3	21.812	35.517	32.361	22.056	1'51.746P	223,1	11:20'41.566		9	26.627	37.987	31.775	21.642	1'58.031P	201,5	11:35'25.667
4	12.798	33.557	29.349	20.885	1'36.589	230,8	11:22'18.155		10	13.084	33.935	29.288	21.200	1'37.507	228,3	11:37'03.174
5	12.698	35.235	31.253	21.405	1'40.591	231,3	11:23'58.746		11	12.868	33.563	28.997	21.064	1'36.492	230,3	11:38'39.666
6	12.706	33.121	29.037	21.201	1'36.065	232,8	11:25'34.811		12	12.906	37.284	34.174	21.321	1'45.685	194,6	11:40'25.351
7	12.637	33.351	29.118	20.841	1'35.947	232,3	11:27'10.758		13	12.804	33.596	29.045	21.157	1'36.602	230,3	11:42'01.953
8	12.717	33.368	29.719	22.692	1'38.496	230,3	11:28'49.254		14	12.720	33.609	28.982	21.024	1'36.335	230,3	11:43'38.288
9	12.785	43.195	44.483	8'00.515	9'40.978P	159,5	11:38'30.232		15	12.913	36.543	29.603	21.235	1'40.294	203,8	11:45'18.582
10	27.176	56.266	35.114	26.270	2'24.826P	124,0	11:40'55.508									
11	13.569	37.113	31.251	21.971	1'43.904	197,8	11:42'38.962									
12	12.730	33.431	28.983	20.758	1'35.902	230,3	11:44'14.864									
13	12.696	34.955	29.548	21.420	1'38.619	228,3	11:45'53.483									
14	12.661	33.383	29.091	20.911	1'36.046	231,3	11:47'29.529									

69 M. MONTAGNESE (1'37.074)

Giro	Seg.1	Seg.2	Seg.3	Seg.4	T. Giro	km/h	Local Time
1							11:10'28.936
2	25.881	40.875	32.105	22.588	2'01.449P	182,1	11:12'30.385
3	13.985	35.653	30.535	21.809	1'41.982	226,4	11:14'12.367
4	13.281	34.553	29.918	21.208	1'38.960	228,3	11:15'51.327
5	13.187	35.864	29.720	21.402	1'40.173	191,5	11:17'31.500
6	13.190	34.319	29.598	21.566	1'38.673	228,3	11:19'10.173
7	13.021	34.023	29.793	21.199	1'38.036	231,3	11:20'48.209
8	12.873	34.010	29.731	21.447	1'38.061C	231,3	11:22'26.270
9	13.034	34.270	29.800	21.722	1'38.826	230,8	11:24'05.096
10	13.169	34.502	29.897	4'13.896	5'31.464P	230,3	11:29'36.560
11	24.583	36.443	38.689	22.484	2'02.199P	224,5	11:31'38.759
12	13.597	34.993	29.870	21.755	1'40.215	227,4	11:33'18.974
8	12.989	33.891	29.620	21.444	1'37.944	233,3	11:23'15.543
9	12.825	33.744	29.191	21.401	1'37.161	231,8	11:24'52.704
10	13.436	37.902	32.888	6'27.887	7'52.113P	225,0	11:32'44.817
11	31.513	41.144	31.989	22.748	2'07.394P	157,9	11:34'52.211
12	13.806	38.883	31.876	22.287	1'46.852	225,9	11:36'39.063
13	12.895	33.422	29.504	21.034	1'36.855	230,8	11:38'15.918
14	12.834	43.610	29.631	21.269	1'47.344	213,4	11:40'03.262
15	12.858	33.781	29.695	21.385	1'37.719	230,3	11:41'40.981
16	12.855	34.014	29.739	21.604	1'38.212	229,8	11:43'19.193

60 M. GALASSI (1'36.855)

Giro	Seg.1	Seg.2	Seg.3	Seg.4	T. Giro	km/h	Local Time
1							11:11'02.971
2	28.758	42.350	35.482	24.354	2'10.944P	207,3	11:13'13.915
3	15.112	38.653	32.663	23.683	1'50.111	197,4	11:15'04.026
4	13.085	34.203	30.096	21.593	1'38.977	231,3	11:16'43.003
5	13.126	33.734	29.972	21.348	1'38.180	232,8	11:18'21.183
6	13.073	34.009	29.567	21.483	1'38.132	231,3	11:19'59.315
7	12.988	34.001	29.733	21.562	1'38.284	230,8	11:21'37.599
8	12.989	33.891	29.620	21.444	1'37.944	233,3	11:23'15.543
9	12.825	33.744	29.191	21.401	1'37.161	231,8	11:24'52.704
10	13.436	37.902	32.888	6'27.887	7'52.113P	225,0	11:32'44.817
11	31.513	41.144	31.989	22.748	2'07.394P	157,9	11:34'52.211
12	13.806	38.883	31.876	22.287	1'46.852	225,9	11:36'39.063
13	12.895	33.422	29.504	21.034	1'36.855	230,8	11:38'15.918
14	12.834	43.610	29.631	21.269	1'47.344	213,4	11:40'03.262
15	12.858	33.781	29.695	21.385	1'37.719	230,3	11:41'40.981
16	12.855	34.014	29.739	21.604	1'38.212	229,8	11:43'19.193

70 G. GIORGI (1'36.497)

Giro	Seg.1	Seg.2	Seg.3	Seg.4	T. Giro	km/h	Local Time
1							11:15'45.852
2	24.709	45.061	37.260	23.411	2'10.441P	127,4	11:17'56.293
3	13.685	37.734	32.685	21.232	1'45.336	195,3	11:19'41.629
4	12.834	33.478	29.440	20.967	1'36.719	231,8	11:21'18.348
5	12.736	33.630	29.805	25.747	1'41.918	230,3	11:23'00.266
6	12.762	33.701	29.499	21.133	1'37.095	231,8	11:24'37.361
7	12.765	33.574	29.569	7'45.637	9'01.545P	232,3	11:33'38.906
8	24.619	41.264	31.906	22.523	2'00.312P	169,3	11:35'39.218
9	13.578	34.685	31.875	21.158	1'41.296	228,3	11:37'20.514
10	12.701	33.992	30.288	21.139	1'38.120	228,3	11:38'58.634
11	12.749	33.547	29.206	20.995	1'36.497	231,3	11:40'35.131
12	12.667	33.806	29.251	20.896	1'36.620	227,8	11:42'11.751

77 M. NAVATTA (1'39.056)

Giro	Seg.1	Seg.2	Seg.3	Seg.4	T. Giro	km/h	Local Time
1							11:11'51.525
2	28.761	43.358	33.117	23.549	2'08.785P	170,3	11:14'00.310
3	19.115	36.571	31.242	22.707	1'49.635	225,9	11:15'49.945
4	13.708	37.366	30.394	21.828	1'43.296	190,8	11:17'33.241
5	13.145	34.841	30.061	21.688	1'39.735	229,3	11:19'12.976
6	13.053	35.353	29.918	21.691	1'40.015	226,4	11:20'52.991
7	13.118	34.806	30.196	21.884	1'40.004	230,3	11:22'32.995
8	13.288	34.891	30.233	21.456	1'39.868	227,8	11:24'13.863
9	13.155	36.116	30.610	22.004	1'41.885	225,0	11:25'54.748
10	13.224	34.799	30.095	21.941	1'40.059	230,3	11:27'34.807
11	13.258	35.341	30.202	4'59.357	6'18.158P	228,3	11:33'52.965
12	26.700	40.685	33.996	24.287	2'05.668P	212,2	11:35'58.633
13	15.875	37.923	31.652	22.596	1'48.046	204,5	11:37'46.679

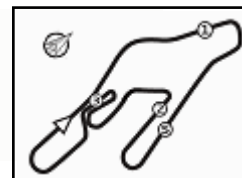
67 A. DE GIACOMI (1'36.335)

Giro	Seg.1	Seg.2	Seg.3	Seg.4	T. Giro	km/h	Local Time
1							11:14'28.516
2	27.943	44.669	33.424	26.047	2'12.083P	157,9	11:16'40.599
3	13.244	34.347	29.726	21.330	1'38.647	229,3	11:18'19.246
4	12.946	33.736	29.671	21.337	1'37.690	231,8	11:19'56.936
5	12.948	34.110	29.318	21.071	1'37.447	230,8	11:21'34.383
6	12.876	33.556	29.207	21.341	1'36.980	232,8	11:23'11.363

10/06/2023

P = Box In/Out - C = Tempo Invalidato





14	13.510	35.204	29.999	22.059	1'40.772	229,3	11:39'27.451
15	13.400	34.814	29.888	21.717	1'39.819	228,3	11:41'07.270
16	13.217	34.442	29.600	21.797	1'39.056	229,8	11:42'46.326
17	13.844	35.061	29.824	22.445	1'41.174	230,3	11:44'27.500
18	14.619	34.732	29.824	21.871	1'41.046	228,8	11:46'08.546
19	13.185	34.543	29.678	22.345	1'39.751	230,8	11:47'48.297

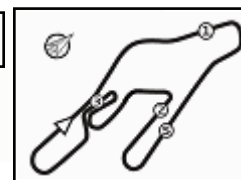
79 J. ZELGER (1'37.815)

Giro	Seg.1	Seg.2	Seg.3	Seg.4	T. Giro	km/h	Local Time
1							11:14'42.492
2	25.369	44.109	33.559	24.011	2'07.048P	151,5	11:16'49.540
3	14.206	44.127	31.854	26.486	1'56.673	224,5	11:18'46.213
4	13.574	34.146	30.560	21.563	1'39.843	230,8	11:20'26.056
5	13.138	33.912	29.812	21.429	1'38.291	231,8	11:22'04.347
6	13.146	34.424	29.930	21.760	1'39.260	230,3	11:23'43.607
7	13.180	34.541	29.857	21.660	1'39.238	225,0	11:25'22.845
8	13.131	33.979	29.608	21.828	1'38.546	230,8	11:27'01.391
9	14.034	40.018	33.280	4'11.645	5'38.977P	177,3	11:32'40.368
10	24.241	41.958	31.910	23.095	2'01.204P	153,4	11:34'41.572
11	14.217	39.597	31.492	22.136	1'47.442	204,9	11:36'29.014
12	13.203	34.847	29.678	21.540	1'39.268	228,8	11:38'08.282
13	13.102	33.848	29.641	21.507	1'38.098	231,8	11:39'46.380
14	13.063	33.941	29.223	21.588	1'37.815	230,8	11:41'24.195
15	13.077	34.059	29.616	21.612	1'38.364	230,8	11:43'02.559

89 H. HAN (1'37.583)

Giro	Seg.1	Seg.2	Seg.3	Seg.4	T. Giro	km/h	Local Time
1							11:13'45.369
2	35.129	41.929	34.215	23.789	2'15.062P	193,9	11:16'00.431
3	14.283	37.121	31.797	21.945	1'45.146	227,4	11:17'45.577
4	14.334	35.513	30.608	21.679	1'42.134	228,3	11:19'27.711
5	13.374	34.445	29.881	21.554	1'39.254	229,8	11:21'06.965
6	13.283	34.220	29.283	21.614	1'38.400	231,3	11:22'45.365
7	13.098	34.127	29.559	21.991	1'38.775	232,8	11:24'24.140
8	13.193	34.380	29.415	21.504	1'38.492	230,3	11:26'02.632
9	13.120	34.116	29.546	21.596	1'38.378	231,8	11:27'41.010
10	13.005	34.082	32.392	3'21.754	4'41.233P	229,8	11:32'22.243
11	24.263	37.514	31.889	25.645	1'59.311P	222,7	11:34'21.554
12	14.271	36.271	30.872	22.402	1'43.816	227,4	11:36'05.370
13	13.457	34.714	29.943	21.364	1'39.478	230,3	11:37'44.848
14	12.865	33.980	29.442	21.296	1'37.583	231,3	11:39'22.431
15	12.997	34.238	30.223	22.269	1'39.727	230,3	11:41'02.158
16	13.005	34.014	29.842	21.888	1'38.749	229,8	11:42'40.907
17	18.402	39.627	31.030	21.817	1'50.876	152,1	11:44'31.783
18	13.259	34.185	29.546	21.504	1'38.494	231,3	11:46'10.277





ACI Racing Weekend Vallelunga, 10-11 Giugno 2023

Porsche Carrera Cup Italia - Classifica Secondo Tempo Qualifiche

Num.	Conduttore	Naz	Concorrente	Team	Auto	Classe	Tempo	Dist.	Rel.	Giri
1	32 QUARESMINI Gianmarco	ITA	Dinamic Motorsport	Dinamic Motorsport	Porsche 911 GT3 CUP 992		1'34.502			13
2	23 MALUCELLI Matteo	ITA	Team Malucelli	Team Malucelli	Porsche 911 GT3 CUP 992		1'34.538	0.036	0.036	11
3	28 AMATI Giorgio	ITA	Dinamic Motorsport	Dinamic Motorsport	Porsche 911 GT3 CUP 992		1'34.791	0.289	0.253	11
4	14 AGOSTINI Riccardo	ITA	Scuderia Villorba Corse	Scuderia Villorba Corse	Porsche 911 GT3 CUP 992		1'34.821	0.319	0.030	11
5	38 IAQUINTA Simone	ITA	Ghinzani Arco Motorsport	Ghinzani Arco Motorsport	Porsche 911 GT3 CUP 992		1'34.872	0.370	0.051	9
6	11 CAGLIONI Leonardo	ITA	Ombra Racing	Ombra Racing	Porsche 911 GT3 CUP 992		1'34.873	0.371	0.001	12
7	21 BERTONELLI Diego	ITA	Bonaldi Motorsport	Bonaldi Motorsport	Porsche 911 GT3 CUP 992		1'34.901	0.399	0.028	12
8	3 CERQUI Alberto	ITA	Bedriver	Bedriver	Porsche 911 GT3 CUP 992		1'34.935	0.433	0.034	11
9	15 FESTANTE Aldo	ITA	Dinamic Motorsport	Dinamic Motorsport	Porsche 911 GT3 CUP 992		1'34.960	0.458	0.025	12
10	12 LING Kang	CHN	Ombra Racing	Ombra Racing	Porsche 911 GT3 CUP 992		1'35.261	0.759	0.301	13
11	27 LAURINI Lodovico	ITA	Dinamic Motorsport	Dinamic Motorsport	Porsche 911 GT3 CUP 992		1'35.328	0.826	0.067	11
12	9 FONTANA Andrea	ITA	Ebimotors	Ebimotors	Porsche 911 GT3 CUP 992		1'35.383	0.881	0.055	12
13	8 LORENZO Jorge	ESP	Ghinzani Arco Motorsport	Team Q8 Hi-Perform	Porsche 911 GT3 CUP 992		1'35.387	0.885	0.004	11
14	2 SLUTSKII Zakhar	ISR	Target Competition	Target Competition	Porsche 911 GT3 CUP 992		1'35.429	0.927	0.042	11
15	30 STRIGNANO Benedetto	ITA	Scuderia Villorba Corse	Scuderia Villorba Corse	Porsche 911 GT3 CUP 992		1'35.442	0.940	0.013	12
16	20 BRIGLIADORI Eric	ITA	Ghinzani Arco Motorsport	Ghinzani Arco Motorsport	Porsche 911 GT3 CUP 992		1'35.478	0.976	0.036	13
17	22 SLUTSKII Artem	ISR	Target Competition	Target Competition	Porsche 911 GT3 CUP 992		1'35.547	1.045	0.069	12
18	7 FERRARI Lorenzo	ITA	Raptor Engineering	Raptor Engineering	Porsche 911 GT3 CUP 992		1'35.634	1.132	0.087	12
19	17 FULGENZI Enrico	ITA	EF Group	EF Group	Porsche 911 GT3 CUP 992		1'35.734	1.232	0.100	10
20	52 DE AMICIS Alberto	ITA	Ebimotors	Ebimotors	Porsche 911 GT3 CUP 992	MC	1'35.947	1.445	0.213	13
21	25 MÜLLER Marçal	BRA	EF Group	EF Group	Porsche 911 GT3 CUP 992		1'36.041	1.539	0.094	9
22	50 FENICI Francesco Maria	ITA	AB Racing	AB Racing	Porsche 911 GT3 CUP 992	MC	1'36.161	1.659	0.120	14
23	6 GUIRRERI Giuseppe	ITA	Raptor Engineering	Raptor Engineering	Porsche 911 GT3 CUP 992		1'36.265	1.763	0.104	15
24	51 GNEMMI Paolo	ITA	Ebimotors	Ebimotors	Porsche 911 GT3 CUP 992	MC	1'36.432	1.930	0.167	11
25	67 DE GIACOMI Alex	ITA	Tsunami RT	Tsunami RT	Porsche 911 GT3 CUP 992	MC	1'36.492	1.990	0.060	14
26	70 GIORGI Gianluca	ITA	Bedriver	Bedriver	Porsche 911 GT3 CUP 992	MC	1'36.620	2.118	0.128	11
27	60 GALASSI Marco	SMR	Team Malucelli	Team Malucelli	Porsche 911 GT3 CUP 992	MC	1'37.161	2.659	0.541	15
28	69 MONTAGNESE Massimiliano	ITA	Team Malucelli	Team Malucelli	Porsche 911 GT3 CUP 992	MC	1'37.257	2.755	0.096	19
29	64 SELVA Livio	ITA	Ghinzani Arco Motorsport	Ghinzani Arco Motorsport	Porsche 911 GT3 CUP 992	MC	1'37.433	2.931	0.176	17
30	79 ZELGER Johannes	ITA	Tsunami RT	Tsunami RT	Porsche 911 GT3 CUP 992	MC	1'38.098	3.596	0.665	14
31	89 HAN Huilin	CHN	AB Racing	AB Racing	Porsche 911 GT3 CUP 992	MC	1'38.378	3.876	0.280	17
32	77 NAVATTA Massimo	ITA	Raptor Engineering	Raptor Engineering	Porsche 911 GT3 CUP 992	MC	1'39.735	5.233	1.357	18
33	10 ARMANNI Pietro	ITA	Ombra Racing	Ombra Racing	Porsche 911 GT3 CUP 992		2'26.206	51.704	46.471	3
34	24 PAPADOPULOS Alexandre	USA	Tsunami RT	Tsunami RT	Porsche 911 GT3 CUP 992					2

Umidità	62%	ARIA	25°C
Condizioni	DRY	Pista	46°C

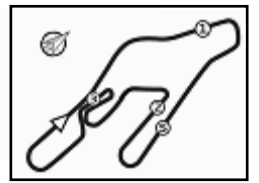
Direttore di Gara : Dino Lodola

Direttore di Prova : Massimiliano Ghinassi

10/06/2023 Inizio 11:10 Fine 11:48

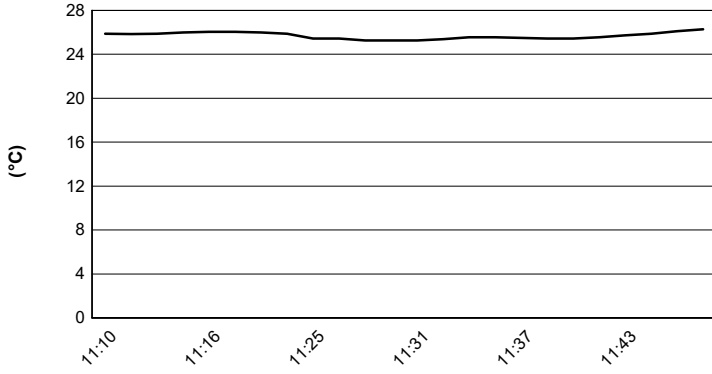
Esposta alle:



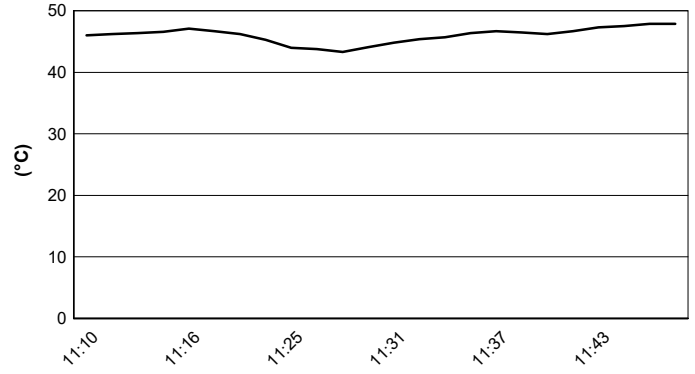


Vallelunga 4.085 m

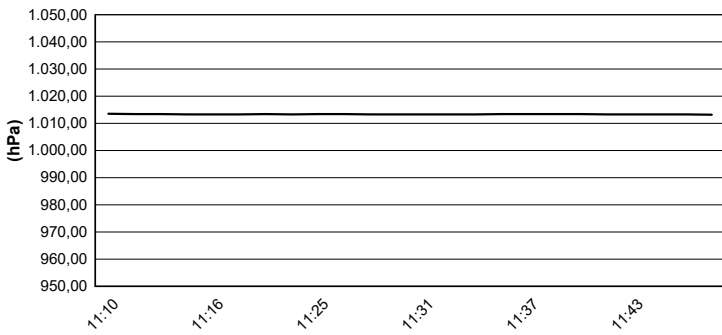
Air Temperature



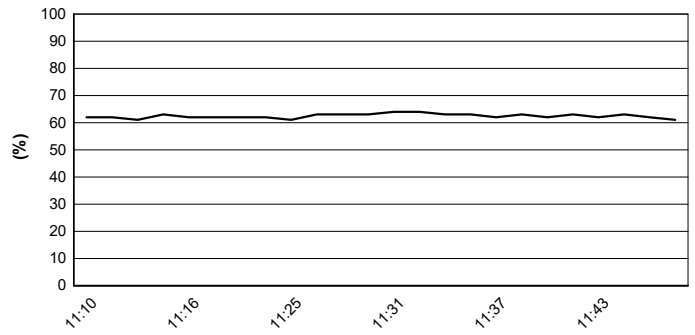
Track Temperature



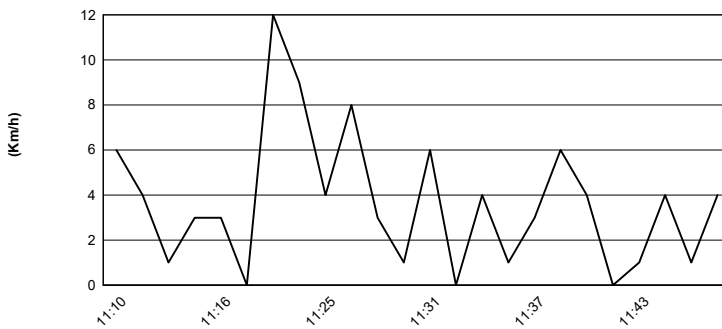
Air Pressure



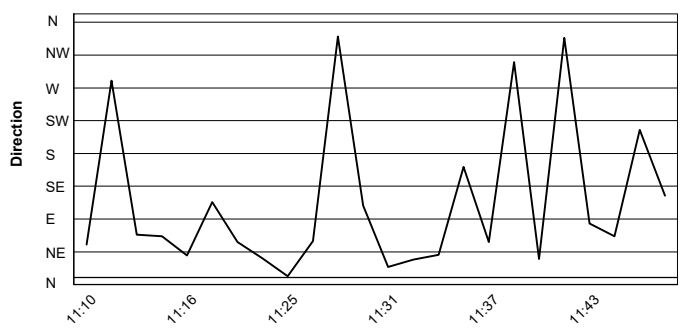
Humidity



Wind Speed



Wind Direction



10/06/2023

