

ACI Racing Weekend Monza, 16-17 Settembre 2023

Porsche Carrera Cup Italia - Classifica Prove Libere

Autodromo Monza 5.793 m

1 / 2

Num.	Conduuttore	Naz	Concorrente	Team	Auto	Classe	Tempo	Dist.	Rel.	Giri
1	25 TEN VOORDE Larry	NLD	Enrico Fulgenzi Racing	Enrico Fulgenzi Racing	Porsche 911 GT3 CUP 992		1'50.566			21
2	21 BERTONELLI Diego	ITA	Bonaldi Motorsport	Bonaldi Motorsport	Porsche 911 GT3 CUP 992		1'50.741	0.175	0.175	18
3	38 IAQUINTA Simone	ITA	Ghinzani Arco Motorsport	Ghinzani Arco Motorsport	Porsche 911 GT3 CUP 992		1'50.831	0.265	0.090	16
4	32 QUARESMINI Gianmarco	ITA	Dinamic Motorsport	Dinamic Motorsport	Porsche 911 GT3 CUP 992		1'50.959	0.393	0.128	16
5	28 AMATI Giorgio	ITA	Dinamic Motorsport	Dinamic Motorsport	Porsche 911 GT3 CUP 992		1'51.024	0.458	0.065	18
6	30 STRIGNANO Benedetto	ITA	Scuderia Villorba Corse	Scuderia Villorba Corse	Porsche 911 GT3 CUP 992		1'51.086	0.520	0.062	21
7	3 CERQUI Alberto	ITA	Bedriver	Bedriver	Porsche 911 GT3 CUP 992		1'51.111	0.545	0.025	20
8	14 AGOSTINI Riccardo	ITA	Scuderia Villorba Corse	Scuderia Villorba Corse	Porsche 911 GT3 CUP 992		1'51.119	0.553	0.008	21
9	18 MASTERS Keagan	ZAF	Ombra Racing	Ombra Racing	Porsche 911 GT3 CUP 992		1'51.124	0.558	0.005	23
10	11 CAGLIONI Leonardo	ITA	Ombra Racing	Ombra Racing	Porsche 911 GT3 CUP 992		1'51.221	0.655	0.097	23
11	15 FESTANTE Aldo	ITA	Dinamic Motorsport	Dinamic Motorsport	Porsche 911 GT3 CUP 992		1'51.288	0.722	0.067	21
12	19 IMPERATO Anthony	USA	Ombra Racing	Ombra Racing	Porsche 911 GT3 CUP 992		1'51.303	0.737	0.015	19
13	23 MALUCELLI Matteo	ITA	Team Malucelli	Team Malucelli	Porsche 911 GT3 CUP 992		1'51.343	0.777	0.040	22
14	8 LORENZO Jorge	ESP	Ghinzani Arco Motorsport	Team Q8 Hi-Perform	Porsche 911 GT3 CUP 992		1'51.366	0.800	0.023	25
15	22 SLUTSKII Artem	ISR	Target Competition	Target Competition	Porsche 911 GT3 CUP 992		1'51.416	0.850	0.050	18
16	2 SLUTSKII Zakhar	ISR	Target Competition	Target Competition	Porsche 911 GT3 CUP 992		1'51.416	0.850		15
17	17 FULGENZI Enrico	ITA	Enrico Fulgenzi Racing	Enrico Fulgenzi Racing	Porsche 911 GT3 CUP 992		1'51.549	0.983	0.133	23
18	27 LAURINI Lodovico	ITA	Dinamic Motorsport	Dinamic Motorsport	Porsche 911 GT3 CUP 992		1'51.811	1.245	0.262	17
19	52 DE AMICIS Alberto	ITA	Ebimotors	Ebimotors	Porsche 911 GT3 CUP 992	MC	1'51.850	1.284	0.039	21
20	10 ARMANNI Pietro	ITA	Ombra Racing	Ombra Racing	Porsche 911 GT3 CUP 992		1'52.102	1.536	0.252	23
21	12 LING Kang	CHN	Ombra Racing	Ombra Racing	Porsche 911 GT3 CUP 992		1'52.114	1.548	0.012	22
22	9 FONTANA Andrea	ITA	Ebimotors	Ebimotors	Porsche 911 GT3 CUP 992		1'52.243	1.677	0.129	22
23	67 DE GIACOMI Alex	ITA	Tsunami RT	Tsunami RT	Porsche 911 GT3 CUP 992	MC	1'52.447	1.881	0.204	24
24	24 PAPADOPULOS Alexandre	USA	Tsunami RT	Tsunami RT	Porsche 911 GT3 CUP 992		1'52.766	2.200	0.319	23
25	16 FELBERMAYR Horst Felix	AUT	The Driving Experiences	The Driving Experiences	Porsche 911 GT3 CUP 992		1'52.947	2.381	0.181	20
26	51 GNEMMI Paolo	ITA	Ebimotors	Ebimotors	Porsche 911 GT3 CUP 992	MC	1'52.959	2.393	0.012	21
27	20 PISANI Eugenio	ITA	Ghinzani Arco Motorsport	Ghinzani Arco Motorsport	Porsche 911 GT3 CUP 992		1'53.266	2.700	0.307	24
28	70 GIORGI Gianluca	ITA	Bedriver	Bedriver	Porsche 911 GT3 CUP 992	MC	1'53.305	2.739	0.039	20
29	60 GALASSI Marco	SMR	Team Malucelli	Team Malucelli	Porsche 911 GT3 CUP 992	MC	1'53.813	3.247	0.508	21
30	50 FENICI Francesco Maria	ITA	AB Racing	AB Racing	Porsche 911 GT3 CUP 992	MC	1'53.949	3.383	0.136	24
31	79 ZELGER Johannes	ITA	Tsunami RT	Tsunami RT	Porsche 911 GT3 CUP 992	MC	1'53.999	3.433	0.050	17
32	69 MONTAGNESE Massimiliano	ITA	Team Malucelli	Team Malucelli	Porsche 911 GT3 CUP 992	MC	1'54.165	3.599	0.166	19
33	64 SELVA Livio	ITA	Ghinzani Arco Motorsport	Ghinzani Arco Motorsport	Porsche 911 GT3 CUP 992	MC	1'54.245	3.679	0.080	22
34	89 HAN Huilin	CHN	AB Racing	AB Racing	Porsche 911 GT3 CUP 992	MC	1'54.700	4.134	0.455	23
35	6 GUIRRERI Giuseppe	ITA	Raptor Engineering	Raptor Engineering	Porsche 911 GT3 CUP 992		1'55.419	4.853	0.719	17
36	99 CHIRIGUT Horia	ROU	Scuderia Villorba Corse	Scuderia Villorba Corse	Porsche 911 GT3 CUP 992	MC	1'55.886	5.320	0.467	22
37	77 NAVATTA Massimo	ITA	Raptor Engineering	Raptor Engineering	Porsche 911 GT3 CUP 992	MC	1'56.907	6.341	1.021	22

Umidità	52%	ARIA	25°C
Condizioni	DRY	Pista	34°C

Direttore di Gara : Renato Schmidt

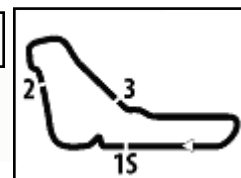
Direttore di Prova : Massimiliano Ghinassi

15/09/2023 Inizio Fine
15:45 16:47

Esposta alle:

Powered by FICr PERUGIA TIMING





ACI Racing Weekend Monza, 16-17 Settembre 2023

Porsche Carrera Cup Italia - Classifica Prove Libere

Autodromo Monza 5.793 m

2 / 2

Penalty and Infringement

15.50	2	Z. SLUTSKII	Time Deleted (1'56.351) - Exceeded Track Limits - Turn 8
15.52	52	A. DE AMICIS	Time Deleted (1'52.535) - Exceeded Track Limits - Turn 2
15.52	6	G. GUIRRERI	Time Deleted (2'04.984) - Exceeded Track Limits - Turn 4
15.54	67	A. DE GIACOMI	Time Deleted (1'54.415) - Exceeded Track Limits - Turn 2
16.00	25	L. TEN VOORDE	Time Deleted (1'54.203) - Exceeded Track Limits - Turn 5
16.04	24	A. PAPPADOPULOS	Time Deleted (2'03.574) - Exceeded Track Limits - Turn 5
16.15	52	A. DE AMICIS	Time Deleted (1'56.024) - Exceeded Track Limits - Turn 5
16.18	30	B. STRIGNANO	Time Deleted (1'59.342) - Exceeded Track Limits - Turn 2
16.19	69	M. MONTAGNESE	Time Deleted (1'58.005) - Exceeded Track Limits - Turn 2
16.20	14	R. AGOSTINI	Time Deleted (1'52.396) - Exceeded Track Limits - Turn 10
16.23	67	A. DE GIACOMI	Time Deleted (1'53.845) - Exceeded Track Limits - Turn 2
16.25	9	A. FONTANA	Time Deleted (2'08.415) - Exceeded Track Limits - Turn 2
16.25	21	D. BERTONELLI	Time Deleted (1'59.698) - Exceeded Track Limits - Turn 2
16.29	2	Z. SLUTSKII	Time Deleted (1'53.691) - Exceeded Track Limits - Turn 5
16.30	28	G. AMATI	Time Deleted (9'37.531) - Exceeded Track Limits - Turn 2
16.32	89	H. HAN	Time Deleted (2'15.604) - Exceeded Track Limits - Turn 2
16.32	52	A. DE AMICIS	Time Deleted (1'54.984) - Exceeded Track Limits - Turn 2
16.32	6	G. GUIRRERI	Time Deleted (1'56.628) - Exceeded Track Limits - Turn 2
16.34	32	G. QUARESMINI	Time Deleted (1'50.787) - Exceeded Track Limits - Turn 5
16.36	18	K. MASTERS	Time Deleted (1'51.888) - Exceeded Track Limits - Turn 10
16.36	89	H. HAN	Time Deleted (1'56.417) - Exceeded Track Limits - Turn 2
16.36	22	A. SLUTSKII	Time Deleted (1'53.411) - Exceeded Track Limits - Turn 2
16.38	9	A. FONTANA	Time Deleted (1'52.208) - Exceeded Track Limits - Turn 10
16.39	11	L. CAGLIONI	Time Deleted (4'01.540) - Exceeded Track Limits - Turn 2
16.39	67	A. DE GIACOMI	Time Deleted (1'58.171) - Exceeded Track Limits - Turn 2
16.40	52	A. DE AMICIS	Time Deleted (2'06.127) - Exceeded Track Limits - Turn 5
16.41	2	Z. SLUTSKII	Time Deleted (1'52.742) - Exceeded Track Limits - Turn 10

Fastest Laps Sequence

Num.	Concorrente	Naz	Team	Auto	Local Time	Tempo	Dist.	Media
8	J. LORENZO	ESP	Team Q8 Hi-Perform	Porsche 911 GT3 CUP 992	15:49'32.681	1'58.423		176,104
52	A. DE AMICIS	ITA	Ebimotors	Porsche 911 GT3 CUP 992	15:49'38.382	1'56.275	-2.148	179,358
21	D. BERTONELLI	ITA	Bonaldi Motorsport	Porsche 911 GT3 CUP 992	15:49'53.873	1'55.801	-0.474	180,092
8	J. LORENZO	ESP	Team Q8 Hi-Perform	Porsche 911 GT3 CUP 992	15:51'27.395	1'54.714	-1.087	181,798
2	Z. SLUTSKII	ISR	Target Competition	Porsche 911 GT3 CUP 992	15:51'29.446	1'53.058	-1.656	184,461
22	A. SLUTSKII	ISR	Target Competition	Porsche 911 GT3 CUP 992	15:53'32.475	1'52.819	-0.239	184,852
21	D. BERTONELLI	ITA	Bonaldi Motorsport	Porsche 911 GT3 CUP 992	15:53'40.919	1'52.729	-0.090	184,999
23	M. MALUCELLI	ITA	Team Malucelli	Porsche 911 GT3 CUP 992	15:54'31.213	1'52.720	-0.009	185,014
3	A. CERQUI	ITA	Bedriver	Porsche 911 GT3 CUP 992	15:54'35.881	1'51.786	-0.934	186,560
3	A. CERQUI	ITA	Bedriver	Porsche 911 GT3 CUP 992	15:56'27.267	1'51.386	-0.400	187,230
25	L. TEN VOORDE	NLD	Enrico Fulgenzi Racing	Porsche 911 GT3 CUP 992	16:06'54.271	1'51.297	-0.089	187,380
11	L. CAGLIONI	ITA	Ombra Racing	Porsche 911 GT3 CUP 992	16:19'57.008	1'51.221	-0.076	187,508
3	A. CERQUI	ITA	Bedriver	Porsche 911 GT3 CUP 992	16:21'33.436	1'51.159	-0.062	187,612
21	D. BERTONELLI	ITA	Bonaldi Motorsport	Porsche 911 GT3 CUP 992	16:25'00.279	1'50.984	-0.175	187,908
21	D. BERTONELLI	ITA	Bonaldi Motorsport	Porsche 911 GT3 CUP 992	16:28'50.921	1'50.944	-0.040	187,976
21	D. BERTONELLI	ITA	Bonaldi Motorsport	Porsche 911 GT3 CUP 992	16:30'41.662	1'50.741	-0.203	188,320
25	L. TEN VOORDE	NLD	Enrico Fulgenzi Racing	Porsche 911 GT3 CUP 992	16:40'51.224	1'50.566	-0.175	188,619

Direttore di Gara : Renato Schmidt

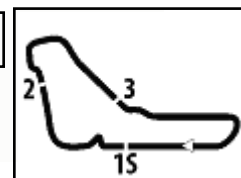
Direttore di Prova : Massimiliano Ghinassi

15/09/2023 Inizio 15:45 Fine 16:47

Esposta alle:

Powered by FICr PERUGIA TIMING





ACI Racing Weekend Monza, 16-17 Settembre 2023
Porsche Carrera Cup Italia - Classifica di Classe Prove Libere

Michelin Cup

Num.	Conducente	Naz	Concorrente	Team	Auto	Tempo	Dist.	Rel.	Giri
1	52 DE AMICIS Alberto	ITA	Ebimotors	Ebimotors	Porsche 911 GT3 CUP 992	1'51.850			21
2	67 DE GIACOMI Alex	ITA	Tsunami RT	Tsunami RT	Porsche 911 GT3 CUP 992	1'52.447	0.597	0.597	24
3	51 GNEMMI Paolo	ITA	Ebimotors	Ebimotors	Porsche 911 GT3 CUP 992	1'52.959	1.109	0.512	21
4	70 GIORGI Gianluca	ITA	Bedriver	Bedriver	Porsche 911 GT3 CUP 992	1'53.305	1.455	0.346	20
5	60 GALASSI Marco	SMR	Team Malucelli	Team Malucelli	Porsche 911 GT3 CUP 992	1'53.813	1.963	0.508	21
6	50 FENICI Francesco Maria	ITA	AB Racing	AB Racing	Porsche 911 GT3 CUP 992	1'53.949	2.099	0.136	24
7	79 ZELGER Johannes	ITA	Tsunami RT	Tsunami RT	Porsche 911 GT3 CUP 992	1'53.999	2.149	0.050	17
8	69 MONTAGNESE Massimiliano	ITA	Team Malucelli	Team Malucelli	Porsche 911 GT3 CUP 992	1'54.165	2.315	0.166	19
9	64 SELVA Livio	ITA	Ghinzani Arco Motorsport	Ghinzani Arco Motorsport	Porsche 911 GT3 CUP 992	1'54.245	2.395	0.080	22
10	89 HAN Huilin	CHN	AB Racing	AB Racing	Porsche 911 GT3 CUP 992	1'54.700	2.850	0.455	23
11	99 CHIRIGUT Horia	ROU	Scuderia Villorba Corse	Scuderia Villorba Corse	Porsche 911 GT3 CUP 992	1'55.886	4.036	1.186	22
12	77 NAVATTA Massimo	ITA	Raptor Engineering	Raptor Engineering	Porsche 911 GT3 CUP 992	1'56.907	5.057	1.021	22

Umidità	52%	ARIA	25°C
Condizioni	DRY	Pista	34°C

Direttore di Gara : Renato Schmidt

Direttore di Prova : Massimiliano Ghinassi

15/09/2023 Inizio 15:45 Fine 16:47

Esposta alle:

Powered by FICr PERUGIA TIMING





ACI Racing Weekend Monza, 16-17 Settembre 2023

Porsche Carrera Cup Italia - Ideal Time Prove Libere

Autodromo Monza 5.793 m

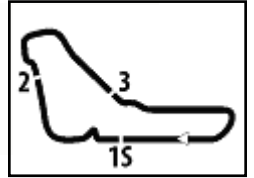
1 / 2

Num.	Conduattore	Auto	Seg. 1	Seg. 2	Seg. 3	Seg. 4	Ideal Time		
			Diff. 1	Diff. 2	Diff. 3	Diff. 4	Miglior Giro	Pos.	Diff.
1	22 SLUTSKII A. (ISR)	Porsche 911 GT3 CUP 992	10.260 +0.111	23.935 +0.825	37.948	38.337	1'50.480 1'51.416	16	0.936
2	25 TEN VOORDE L. (NLD)	Porsche 911 GT3 CUP 992	10.300 +0.036	24.562 +0.033	37.535	38.100	1'50.497 1'50.566	1	0.069
3	38 IAQUINTA S. (ITA)	Porsche 911 GT3 CUP 992	10.279 +0.100	24.580 +0.080	37.629	38.114 +0.049	1'50.602 1'50.831	3	0.229
4	30 STRIGNANO B. (ITA)	Porsche 911 GT3 CUP 992	10.266 +0.117	24.319 +0.217	37.814 +0.073	38.213 +0.067	1'50.612 1'51.086	6	0.474
5	3 CERQUI A. (ITA)	Porsche 911 GT3 CUP 992	10.305 +0.068	24.555 +0.317	37.772 +0.090	38.004	1'50.636 1'51.111	7	0.475
6	21 BERTONELLI D. (ITA)	Porsche 911 GT3 CUP 992	10.279 +0.009	24.605 +0.019	37.817	38.012	1'50.713 1'50.741	2	0.028
7	28 AMATI G. (ITA)	Porsche 911 GT3 CUP 992	10.272	24.544 +0.047	37.724 +0.071	38.237 +0.129	1'50.777 1'51.024	5	0.247
8	14 AGOSTINI R. (ITA)	Porsche 911 GT3 CUP 992	10.301 +0.123	24.560	37.760	38.157 +0.218	1'50.778 1'51.119	8	0.341
9	32 QUARESMINI G. (ITA)	Porsche 911 GT3 CUP 992	10.253 +0.039	24.604 +0.068	37.743	38.252	1'50.852 1'50.959	4	0.107
10	23 MALUCELLI M. (ITA)	Porsche 911 GT3 CUP 992	10.299 +0.085	24.528 +0.085	37.969 +0.033	38.179 +0.165	1'50.975 1'51.343	13	0.368
11	11 CAGLIONI L. (ITA)	Porsche 911 GT3 CUP 992	10.352	24.580	37.766 +0.040	38.328 +0.155	1'51.026 1'51.221	10	0.195
12	2 SLUTSKII Z. (ISR)	Porsche 911 GT3 CUP 992	10.323 +0.031	24.553 +0.225	37.937 +0.079	38.224 +0.044	1'51.037 1'51.416	15	0.379
13	18 MASTERS K. (ZAF)	Porsche 911 GT3 CUP 992	10.309 +0.050	24.612 +0.026	37.874 +0.011	38.242	1'51.037 1'51.124	9	0.087
14	52 DE AMICIS A. (ITA)	Porsche 911 GT3 CUP 992	10.353 +0.021	24.097 +0.777	38.137	38.465	1'51.052 1'51.850	19	0.798
15	8 LORENZO J. (ESP)	Porsche 911 GT3 CUP 992	10.191 +0.140	24.714 +0.041	37.887	38.332 +0.061	1'51.124 1'51.366	14	0.242
16	17 FULGENZI E. (ITA)	Porsche 911 GT3 CUP 992	10.318 +0.022	24.564 +0.239	37.679	38.579 +0.148	1'51.140 1'51.549	17	0.409
17	19 IMPERATO A. (USA)	Porsche 911 GT3 CUP 992	10.291 +0.022	24.588	38.065	38.317 +0.020	1'51.261 1'51.303	12	0.042
18	15 FESTANTE A. (ITA)	Porsche 911 GT3 CUP 992	10.298	24.734	37.896	38.360	1'51.288 1'51.288	11	
19	10 ARMANNI P. (ITA)	Porsche 911 GT3 CUP 992	10.326 +0.012	24.735 +0.363	38.120	38.546	1'51.727 1'52.102	20	0.375
20	27 LAURINI L. (ITA)	Porsche 911 GT3 CUP 992	10.333 +0.044	24.741 +0.032	38.140	38.521	1'51.735 1'51.811	18	0.076
21	12 LING K. (CHN)	Porsche 911 GT3 CUP 992	10.280 +0.112	24.713 +0.065	38.311 +0.006	38.452 +0.175	1'51.756 1'52.114	21	0.358
22	67 DE GIACOMI A. (ITA)	Porsche 911 GT3 CUP 992	10.273 +0.067	24.585 +0.331	38.409	38.782	1'52.049 1'52.447	23	0.398
23	9 FONTANA A. (ITA)	Porsche 911 GT3 CUP 992	10.362 +0.054	24.698 +0.123	38.188	38.818	1'52.066 1'52.243	22	0.177
24	51 GNEMMI P. (ITA)	Porsche 911 GT3 CUP 992	10.364 +0.038	24.747 +0.151	38.538	38.892 +0.229	1'52.541 1'52.959	26	0.418
25	16 FELBERMAYR H. (AUT)	Porsche 911 GT3 CUP 992	10.334 +0.017	24.869 +0.360	38.547	38.820	1'52.570 1'52.947	25	0.377
26	24 PAPADOPULOS A. (USA)	Porsche 911 GT3 CUP 992	10.298 +0.079	24.929 +0.016	38.494	38.950	1'52.671 1'52.766	24	0.095
27	70 GIORGI G. (ITA)	Porsche 911 GT3 CUP 992	10.390 +0.026	24.903	38.746 +0.087	38.970 +0.183	1'53.009 1'53.305	28	0.296
28	20 PISANI E. (ITA)	Porsche 911 GT3 CUP 992	10.394 +0.029	25.100 +0.011	38.680 +0.003	39.049	1'53.223 1'53.266	27	0.043
29	60 GALASSI M. (SMR)	Porsche 911 GT3 CUP 992	10.340 +0.009	24.993 +0.033	38.893 +0.187	39.358	1'53.584 1'53.813	29	0.229
30	50 FENICI F. (ITA)	Porsche 911 GT3 CUP 992	10.444 +0.006	25.039 +0.081	38.792 +0.208	39.379	1'53.654 1'53.949	30	0.295
31	79 ZELGER J. (ITA)	Porsche 911 GT3 CUP 992	10.388	25.009 +0.106	39.020 +0.056	39.420	1'53.837 1'53.999	31	0.162
32	69 MONTAGNESE M. (ITA)	Porsche 911 GT3 CUP 992	10.360 +0.186	24.993	38.955	39.542 +0.129	1'53.850 1'54.165	32	0.315
33	64 SELVA L. (ITA)	Porsche 911 GT3 CUP 992	10.423 +0.052	25.192 +0.213	38.779	39.586	1'53.980 1'54.245	33	0.265

15/09/2023

Powered by FICr PERUGIA TIMING



PORSCHE**CARRERA CUP
ITALIA****1.4****ACI Racing Weekend Monza, 16-17 Settembre 2023****Porsche Carrera Cup Italia - Ideal Time Prove Libere**

Autodromo Monza 5.793 m

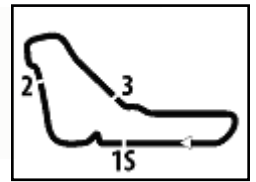
2 / 2

Num. Conduattore	Auto	Seg. 1	Seg. 2	Seg. 3	Seg. 4	Ideal Time			
		Diff. 1	Diff. 2	Diff. 3	Diff. 4	Miglior Giro	Pos.	Diff.	
34	89 HAN H. (CHN)	Porsche 911 GT3 CUP 992	10.453	25.249 +0.017	38.952 +0.372	39.657	1'54.311		
35	6 GUIRRERI G. (ITA)	Porsche 911 GT3 CUP 992	10.426	25.185 +0.260	39.248 +0.286	39.909 +0.105	1'54.768	34	0.389
36	99 CHIRIGUT H. (ROU)	Porsche 911 GT3 CUP 992	10.392 +0.074	25.396 +0.020	39.994	40.010	1'55.792	35	0.651
37	77 NAVATTA M. (ITA)	Porsche 911 GT3 CUP 992	10.512 +0.041	25.373 +0.087	39.854	41.040	1'56.779	36	0.094
							1'56.907	37	0.128
Ideal Time Assoluto			10.191	23.935	37.535	38.004	1'49.665		

15/09/2023

Powered by FICr PERUGIA TIMING





21 D. BERTONELLI (1'50.741)

Giro	Seg.1	Seg.2	Seg.3	Seg.4	T. Giro	km/h	Local Time
1		33.668	48.129	48.223		150,2	15:47'58.072
2	10.785	25.998	39.391	39.627	1'55.801	205,3	15:49'53.873
3	10.453	25.140	39.013	39.711	1'54.317	245,5	15:51'48.190
4	10.357	25.033	38.638	38.701	1'52.729	254,7	15:53'40.919
5	10.329	25.100	38.568	38.813	1'52.810	247,7	15:55'33.729
6	10.330	24.917	38.476	40.733	1'54.456	252,9	15:57'28.185
7	10.317	24.987	41.667	52.565	2'09.536P	254,7	15:59'37.721
8	2'49.399	25.917	39.124	38.787	4'33.227P	198,5	16:04'10.948
9	10.435	24.834	38.398	38.372	1'52.039	253,5	16:06'02.987
10	10.358	24.935	1'08.793	1'36.698	3'20.784P	266,0	16:09'23.771
11	6'06.309	32.089	42.221	40.109	8'00.728P	132,5	16:17'24.499
12	10.425	24.888	44.869	39.416	1'59.598	257,8	16:19'24.097
13	10.362	24.641	38.130	38.463	1'51.596	265,4	16:21'15.693
14	10.336	24.871	39.171	39.224	1'53.602	262,1	16:23'09.295
15	10.315	24.605	37.862	38.202	1'50.984	266,7	16:25'00.279
16	10.279	27.470	40.366	41.583	1'59.698C	271,4	16:26'59.977
17	10.334	24.670	37.862	38.078	1'50.944	264,7	16:28'50.921
18	10.288	24.624	37.817	38.112	1'50.741	270,0	16:30'41.662
19	10.475	25.530	44.059	53.669	2'13.733P	229,3	16:32'55.395

18	10.322	24.637	38.037	39.369	1'52.365	270,0	16:35'14.899
19	10.384	24.613	38.002	38.344	1'51.343	270,0	16:37'06.242
20	10.385	24.568	37.986	38.486	1'51.425	270,7	16:38'57.667
21	10.382	24.837	37.969	38.179	1'51.367	272,7	16:40'49.034
22	10.338	24.528	41.920	47.812	2'04.598	272,7	16:42'53.632
23	10.299	24.755	38.488	49.294	2'02.836P	269,3	16:44'56.468

24 A. PAPADOPULOS (1'52.766)

Giro	Seg.1	Seg.2	Seg.3	Seg.4	T. Giro	km/h	Local Time
1		35.319	49.615	46.068		114,5	15:47'37.699
2	10.715	25.932	42.285	43.122	2'02.054	221,3	15:49'39.753
3	10.801	28.722	42.544	41.372	2'03.439	206,5	15:51'43.192
4	10.458	25.423	39.904	40.168	1'55.953	243,8	15:53'39.145
5	10.444	25.368	40.218	40.623	1'56.653	236,8	15:55'35.798
6	10.410	26.609	39.717	39.916	1'56.652	255,3	15:57'32.450
7	10.399	25.905	39.762	40.211	1'56.277	257,8	15:59'28.727
8	10.565	25.808	39.829	39.512	1'55.714	210,9	16:01'24.441
9	10.399	25.267	39.119	39.563	1'54.348	250,0	16:03'18.789
10	10.431	25.131	38.647	49.365	2'03.574CP	247,7	16:05'22.363
11	4'33.296	58.046	1'25.196	1'40.028	8'36.566P	72,5	16:13'58.929
12	34.821	26.332	39.640	51.256	2'32.049P	202,6	16:16'30.978
13	3'26.475	30.337	47.052	49.133	5'32.997P	171,4	16:22'03.975
14	11.014	27.547	40.081	40.693	1'59.335	235,3	16:24'03.310
15	10.467	25.188	40.138	39.729	1'55.522	245,5	16:25'58.832
16	10.410	25.025	38.847	39.279	1'53.561	254,7	16:27'52.393
17	10.384	24.929	38.769	39.318	1'53.400	266,0	16:29'45.793
18	10.374	26.004	40.613	39.495	1'56.486	266,7	16:31'42.279
19	10.332	25.150	40.302	39.059	1'54.843	262,1	16:33'37.122
20	10.322	25.116	38.699	38.968	1'53.105	255,3	16:35'30.227
21	10.298	26.264	40.936	39.708	1'57.206	258,4	16:37'27.433
22	10.387	26.249	38.797	39.523	1'54.956	254,7	16:39'22.389
23	10.377	24.945	38.494	38.950	1'52.766	257,1	16:41'15.155
24	10.398	25.184	39.528	46.817	2'01.927P	243,8	16:43'17.082

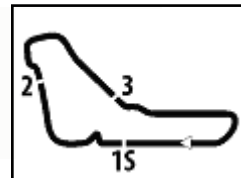
25 L. TEN VOORDE (1'50.566)

Giro	Seg.1	Seg.2	Seg.3	Seg.4	T. Giro	km/h	Local Time
1		33.826	46.281	46.363		132,7	15:49'06.404
2	14.413	28.716	43.366	43.280	2'09.775	225,0	15:51'16.179
3	13.049	31.034	50.907	46.456	2'21.446	174,5	15:53'37.625
4	10.795	24.958	38.592	38.994	1'53.339	246,0	15:55'30.964
5	10.451	25.964	39.417	39.460	1'55.292	231,8	15:57'26.256
6	10.384	25.426	38.410	40.697	1'54.917	245,5	15:59'21.173
7	10.365	24.596	39.851	39.391	1'54.203C	265,4	16:01'15.376
8	10.377	24.737	38.140	38.473	1'51.727	255,3	16:03'07.103
9	10.362	24.638	40.529	40.342	1'55.871	258,4	16:05'02.974
10	10.358	24.708	37.937	38.294	1'51.297	266,0	16:06'54.271
11	24.592	54.246	1'21.178	1'34.501	4'14.517P	80,2	16:11'08.788
12	6'10.563	27.015	39.621	39.577	7'56.776P	183,7	16:19'05.564
13	10.455	24.799	40.012	38.554	1'53.820	262,8	16:20'59.384
14	10.421	24.636	39.892	39.440	1'54.389	266,7	16:22'53.773
15	10.349	24.582	37.996	46.378	1'59.305P	266,7	16:24'53.078
16	4'45.469	30.133	40.525	39.451	6'35.578P	152,5	16:31'28.656
17	10.632	25.207	38.283	38.438	1'52.560	232,8	16:33'21.216
18	10.403	24.629	42.491	38.456	1'55.979	267,3	16:35'17.195
19	10.300	24.578	38.558	38.561	1'51.997	270,7	16:37'09.192
20	10.333	24.729	38.245	38.159	1'51.466	272,7	16:39'00.658
21	10.336	24.595	37.535	38.100	1'50.566	272,0	16:40'51.224
22	10.327	24.562	37.599	45.951	1'58.439P	272,0	16:42'49.663

27 L. LAURINI (1'51.811)

Giro	Seg.1	Seg.2	Seg.3	Seg.4	T. Giro	km/h	Local Time
1		41.794	57.864	1'04.006		71,2	15:53'30.112
2	4'23.971	41.763	57.930	45.451	6'49.115P	90,0	16:00'19.227





21	10.482	25.324	38.792	39.586	1'54.184	254,7	16:38'33.915	6	10.421	25.007	39.504	40.137	1'55.069	258,4	15:57'39.501
22	10.500	25.607	39.267	39.733	1'55.107	255,3	16:40'29.022	7	10.399	25.209	39.486	1'00.075	2'15.169P	250,0	15:59'54.670
23	10.479	25.136	38.944	39.487	1'54.046	259,0	16:42'23.068	8	5'26.037	27.801	42.593	1'09.391	7'45.822P	117,1	16:07'40.492
24	10.444	25.065	39.059	39.644	1'54.212	253,5	16:44'17.280	9	34.440	56.973	1'22.749	1'40.298	4'34.460P	80,6	16:12'14.952
25	10.450	25.120	39.000	39.379	1'53.949	249,4	16:46'11.229	10	2'29.724	30.685	40.466	40.743	4'21.618P	181,8	16:16'36.570

51 P. GNEMMI (1'52.959)

Giro	Seg.1	Seg.2	Seg.3	Seg.4	T. Giro	km/h	Local Time
1		33.510	47.855	1'03.077		128,0	15:48'47.698
2	14.128	29.372	41.533	42.105	2'07.138	175,6	15:50'54.836
3	10.601	25.866	40.815	40.930	1'58.212	243,8	15:52'53.048
4	10.515	25.408	39.421	41.151	1'56.495	240,0	15:54'49.543
5	10.523	25.222	39.687	40.308	1'55.740	252,9	15:56'45.283
6	10.537	25.335	39.252	39.853	1'54.977	247,1	15:58'40.260
7	10.499	25.169	38.999	39.454	1'54.121	256,5	16:00'34.381
8	10.460	25.006	38.916	39.196	1'53.578	262,8	16:02'27.959
9	10.455	25.108	39.483	49.014	2'04.060P	258,4	16:04'32.019
10	16'47.357	34.858	49.558	47.452	18'59.225P	164,9	16:23'31.244
11	10.755	26.086	40.409	41.325	1'58.575	223,1	16:25'29.819
12	10.481	25.065	39.243	39.686	1'54.475	255,3	16:27'24.294
13	10.438	24.924	41.871	39.863	1'57.096	260,2	16:29'21.390
14	10.441	24.873	38.910	39.106	1'53.330	264,1	16:31'14.720
15	10.402	24.898	38.538	39.121	1'52.959	256,5	16:33'07.679
16	10.410	25.163	38.610	38.892	1'53.075	258,4	16:35'00.754
17	10.364	25.042	38.761	39.139	1'53.306	263,4	16:36'54.060
18	10.366	24.893	42.769	41.504	1'59.532	260,9	16:38'53.592
19	10.401	24.933	38.778	39.424	1'53.536	257,8	16:40'47.128
20	10.413	24.747	38.712	39.241	1'53.113	260,9	16:42'40.241
21	10.384	25.147	38.866	39.251	1'53.648	262,1	16:44'33.889
22	10.395	27.279	39.224	47.473	2'04.371P	263,4	16:46'38.260

64 L. SELVA (1'54.245)

Giro	Seg.1	Seg.2	Seg.3	Seg.4	T. Giro	km/h	Local Time
1		36.268	49.691	48.729		135,0	15:48'11.074
2	11.365	27.399	41.831	42.272	2'02.867	191,2	15:50'13.941
3	10.766	27.201	44.272	55.582	2'17.821P	206,9	15:52'31.762
4	2'16.406	29.399	42.936	45.974	4'14.715P	169,8	15:56'46.477
5	11.276	27.047	41.195	41.292	2'00.810	195,7	15:58'47.287
6	10.598	26.010	39.724	40.411	1'56.743	237,9	16:00'44.030
7	10.520	25.617	39.676	40.117	1'55.930	243,8	16:02'39.960
8	10.518	25.439	39.477	40.126	1'55.560	251,2	16:04'35.520
9	10.510	25.372	39.313	39.880	1'55.075	255,3	16:06'30.595
10	10.468	32.306	1'22.067	1'34.385	3'39.226P	259,6	16:10'09.821
11	3'39.904	29.014	41.513	41.194	5'31.625P	104,9	16:15'41.446
12	10.573	25.564	40.794	40.263	1'57.194	246,6	16:17'38.640
13	10.488	25.409	39.496	39.717	1'55.110	254,1	16:19'33.750
14	10.423	25.192	39.188	39.611	1'54.414	262,1	16:21'28.164
15	10.451	25.239	57.354	42.049	2'15.093	253,5	16:23'43.257
16	10.425	25.330	40.390	52.787	2'08.932P	256,5	16:25'52.189
17	3'51.986	33.619	47.594	47.881	6'01.080P	158,4	16:31'53.269
18	11.870	28.106	44.733	48.028	2'12.737	178,8	16:34'06.006
19	10.887	27.427	42.164	52.888	2'13.366P	202,2	16:36'19.372
20	1'41.422	29.379	41.851	42.885	3'35.537P	175,6	16:39'54.909
21	10.585	26.052	40.222	40.904	1'57.763	247,1	16:41'52.672
22	10.475	25.405	38.779	39.586	1'54.245	252,3	16:43'46.917
23	10.450	25.203	39.220	39.592	1'54.465	261,5	16:45'41.382

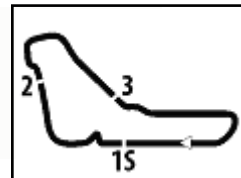
67 A. DE GIACOMI (1'52.447)

Giro	Seg.1	Seg.2	Seg.3	Seg.4	T. Giro	km/h	Local Time
1		32.238	47.554	48.193		133,0	15:47'31.435
2	11.973	27.494	46.381	40.662	2'06.510	209,7	15:49'37.945
3	10.659	25.422	39.510	40.059	1'55.650	214,7	15:51'33.595
4	10.541	25.426	39.366	39.899	1'55.232	244,3	15:53'28.827
5	10.395	24.493	39.487	40.040	1'54.415C	253,5	15:55'23.242
6	10.454	25.379	39.783	39.530	1'55.146	238,9	15:57'18.388
7	10.381	25.079	39.006	39.689	1'54.155	247,7	15:59'12.543
8	10.618	25.363	39.303	39.276	1'54.560	234,8	16:01'07.103
9	10.432	25.229	42.465	40.494	1'58.620	249,4	16:03'05.723
10	10.377	25.063	39.589	39.295	1'54.324	253,5	16:05'00.047
11	10.394	25.051	39.061	39.349	1'53.855	256,5	16:06'53.902
12	23.928	53.485	1'19.118	1'36.951	4'13.482P	68,4	16:11'07.384
13	6'28.518	28.113	39.605	41.136	8'17.372P	184,9	16:19'24.756
14	10.392	25.061	38.834	39.303	1'53.590	250,0	16:21'18.346
15	10.354	25.064	39.476	38.951	1'53.845C	266,7	16:23'12.191
16	10.330	25.066	38.821	38.946	1'53.163	255,9	16:25'05.354
17	10.313	26.558	41.427	49.241	2'07.539P	273,4	16:27'12.893

60 M. GALASSI (1'53.813)

Giro	Seg.1	Seg.2	Seg.3	Seg.4	T. Giro	km/h	Local Time
1		35.357	48.531	47.709		128,1	15:47'42.508
2	12.705	30.769	42.268	42.694	2'08.436	176,2	15:49'50.944
3	10.653	26.048	41.334	41.647	1'59.682	229,8	15:51'50.626
4	10.486	25.648	40.611	40.820	1'57.565	240,5	15:53'48.191
5	10.442	25.641	39.839	40.319	1'56.241	251,2	15:55'44.432





18	2'51.902	27.481	42.036	51.265	4'52.684P	191,5	16:32'05.577	6	10.723	26.957	42.649	42.415	2'02.744	226,9	15:59'28.124
19	58.782	27.813	39.675	39.328	2'45.598P	133,5	16:34'51.175	7	10.786	26.114	41.270	54.371	2'12.541P	211,8	16:01'40.665
20	10.367	25.074	38.627	39.034	1'53.102	255,9	16:36'44.277	8	3'34.100	29.040	40.721	56.562	5'40.423P	132,8	16:07'21.088
21	10.340	24.916	38.409	38.782	1'52.447	260,9	16:38'36.724	9	1'45.207	45.061	1'10.146	1'12.707	4'53.121P	96,9	16:12'14.209
22	10.273	24.585	41.674	41.639	1'58.171C	272,0	16:40'34.895	10	26.045	46.047	51.527	43.761	2'47.380	110,1	16:15'01.589
23	10.357	25.126	38.896	38.902	1'53.281	248,3	16:42'28.176	11	10.749	26.249	41.424	42.108	2'00.530	232,8	16:17'02.119
24	10.323	32.999	43.504	42.838	2'09.664	268,7	16:44'37.840	12	10.630	25.665	40.966	42.242	1'59.503	238,9	16:19'01.622
25	10.305	24.858	39.125	52.500	2'06.788P	264,1	16:46'44.628	13	10.608	25.653	43.322	42.907	2'02.490	238,4	16:21'04.112

69 M. MONTAGNESE (1'54.165)

Giro	Seg.1	Seg.2	Seg.3	Seg.4	T. Giro	km/h	Local Time
1		35.629	51.109	57.099		129,8	15:48'15.705
2	1'38.963	29.654	42.953	42.337	3'33.907P	163,9	15:51'49.612
3	10.660	25.830	40.762	41.996	1'59.248	222,2	15:53'48.860
4	10.567	25.946	40.234	40.196	1'56.943	231,8	15:55'45.803
5	10.527	26.568	40.212	40.136	1'57.443	223,1	15:57'43.246
6	10.529	26.014	39.441	39.939	1'55.923	230,3	15:59'39.169
7	10.447	25.543	39.431	39.695	1'55.116	255,3	16:01'34.285
8	10.434	25.625	39.212	39.739	1'55.010	255,3	16:03'29.295
9	10.414	25.267	39.354	39.656	1'54.691	256,5	16:05'23.986
10	10.435	25.227	40.678	1'02.850	2'19.190P	250,6	16:07'43.176
11	8'55.866	26.322	39.728	40.044	10'41.960P	200,7	16:18'25.136
12	10.453	25.098	41.977	40.477	1'58.005C	264,7	16:20'23.141
13	10.493	25.298	39.088	39.542	1'54.421	244,9	16:22'17.562
14	10.360	25.083	39.060	1'00.119	2'14.622P	260,2	16:24'32.184
15	7'09.330	34.870	46.236	42.990	9'13.426P	118,6	16:33'45.610
16	10.624	25.995	40.130	40.248	1'56.997	225,9	16:35'42.607
17	10.451	25.001	40.835	51.614	2'07.901P	260,9	16:37'50.508
18	1'42.969	26.688	40.041	41.344	3'31.042P	188,8	16:41'21.550
19	10.590	25.409	39.327	40.417	1'55.743	237,9	16:43'17.293
20	10.546	24.993	38.955	39.671	1'54.165	255,9	16:45'11.458

79 J. ZELGER (1'53.999)

Giro	Seg.1	Seg.2	Seg.3	Seg.4	T. Giro	km/h	Local Time
1		34.560	49.264	47.547		130,8	15:47'39.849
2	11.903	27.997	45.553	43.174	2'08.627	206,1	15:49'48.476
3	10.613	25.680	41.039	40.769	1'58.101	238,4	15:51'46.577
4	10.543	25.455	39.895	40.763	1'56.656	243,2	15:53'43.233
5	10.454	25.578	39.683	40.733	1'56.448	247,7	15:55'39.681
6	10.486	25.200	39.493	40.073	1'55.252	252,3	15:57'34.933
7	10.398	25.046	39.020	39.885	1'54.349	256,5	15:59'29.282
8	10.463	26.019	41.802	41.712	1'59.996	220,0	16:01'29.278
9	10.455	25.383	39.361	39.906	1'55.105	257,8	16:03'24.383
10	10.419	25.535	39.290	39.667	1'54.911	260,9	16:05'19.294
11	10.388	25.038	17'17.124	1'03.957	18'56.507P	259,6	16:24'15.801
12	8'12.454	31.967	46.185	46.845	10'17.451P	161,0	16:34'33.252
13	10.887	28.628	43.835	49.694	2'13.044	204,2	16:36'46.296
14	10.580	25.842	41.825	40.909	1'59.156	233,3	16:38'45.452
15	10.441	29.468	40.475	48.526	2'08.910	257,1	16:40'54.362
16	10.471	25.086	39.371	39.527	1'54.455	249,4	16:42'48.817
17	10.388	25.009	40.037	39.633	1'55.067	259,6	16:44'43.884
18	10.388	25.115	39.076	39.420	1'53.999	260,2	16:46'37.883

89 H. HAN (1'54.700)

Giro	Seg.1	Seg.2	Seg.3	Seg.4	T. Giro	km/h	Local Time
1		36.928	49.650	53.611		126,2	15:48'47.173
2	13.572	34.372	44.331	43.835	2'16.110	163,9	15:51'03.283
3	10.912	27.094	44.007	42.953	2'04.966	198,2	15:53'08.249
4	10.892	28.265	42.307	41.434	2'02.898	201,1	15:55'11.147
5	10.680	26.222	42.829	42.138	2'01.869	218,6	15:57'13.016
6	10.722	26.224	40.200	40.771	1'57.917	206,5	15:59'10.933
7	10.637	28.513	41.675	41.127	2'01.952	221,8	16:01'12.885
8	10.520	25.589	41.896	43.278	2'01.283	237,9	16:03'14.168
9	10.538	25.490	40.006	39.876	1'55.910	240,5	16:05'10.078
10	10.522	25.491	39.904	50.716	2'06.633P	233,3	16:07'16.711
11	7'40.766	27.681	42.366	45.969	9'36.782P	182,4	16:16'53.493
12	10.602	25.688	41.083	42.925	2'00.298	228,8	16:18'53.791
13	10.486	25.643	40.062	41.074	1'57.265	237,4	16:20'51.056
14	10.528	25.898	39.726	40.252	1'56.404	239,5	16:22'47.460
15	10.508	25.405	40.107	40.204	1'56.224	242,2	16:24'43.684
16	10.498	25.423	39.779	49.615	2'05.315P	243,2	16:26'48.999
17	2'36.307	28.493	45.461	47.625	4'37.886P	183,7	16:31'26.885
18	11.120	29.903	51.542	43.039	2'15.604C	183,7	16:33'42.489
19	10.486	30.730	40.458	40.116	2'01.790	244,3	16:35'44.279
20	10.562	25.352	39.810	40.693	1'56.417C	227,8	16:37'40.696
21	10.458	25.390	39.448	40.009	1'55.305	239,5	16:39'36.001

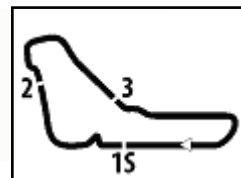
77 M. NAVATTA (1'56.907)

Giro	Seg.1	Seg.2	Seg.3	Seg.4	T. Giro	km/h	Local Time
1		36.326	51.891	50.681		120,3	15:48'57.598
2	12.718	28.358	45.456	48.811	2'15.343	200,7	15:51'12.941
3	12.240	27.559	43.532	45.095	2'08.426	205,3	15:53'21.367
4	10.814	26.771	42.604	43.253	2'03.442	234,8	15:55'24.809
5	10.902	26.291	40.888	42.490	2'00.571	219,5	15:57'25.380

15/09/2023

P = Box In/Out - C = Tempo Invalidato



PORSCHE**CARRERA CUP
ITALIA****ACI Racing Weekend Monza, 16-17 Settembre 2023****Porsche Carrera Cup Italia - Analisi Tempi Prove Libere****1.5**

Autodromo Monza 5.793 m

8 / 8

22	10.476	25.249	39.220	39.892	1'54.837	241,1	16:41'30.838
23	10.453	25.266	39.324	39.657	1'54.700	244,9	16:43'25.538
24	10.610	26.384	38.952	39.891	1'55.837	218,6	16:45'21.375

99 H. CHIRIGUT (1'55.886)

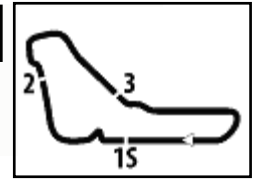
Giro	Seg.1	Seg.2	Seg.3	Seg.4	T. Giro	km/h	Local Time
1		34.745	50.273	50.347		134,3	15:48'34.027
2	11.893	30.035	45.546	45.168	2'12.642	189,1	15:50'46.669
3	10.950	28.835	42.461	42.460	2'04.706	202,6	15:52'51.375
4	10.700	27.389	41.264	41.947	2'01.300	226,4	15:54'52.675
5	10.612	26.821	41.883	43.038	2'02.354	233,8	15:56'55.029
6	10.786	26.479	42.628	41.628	2'01.521	221,3	15:58'56.550
7	10.734	26.594	42.865	49.424	2'09.617P	225,9	16:01'06.167
8	3'15.904	27.263	42.959	41.826	5'07.952P	146,5	16:06'14.119
9	10.621	26.091	1'02.033	1'39.621	3'18.366P	230,3	16:09'32.485
10	2'54.897	55.204	52.356	43.167	5'25.624P	79,1	16:14'58.109
11	10.715	26.560	41.774	41.552	2'00.601	233,3	16:16'58.710
12	10.577	26.114	40.734	41.054	1'58.479	237,9	16:18'57.189
13	10.470	28.955	46.111	52.876	2'18.412P	251,2	16:21'15.601
14	2'14.185	31.676	48.174	43.827	4'17.862P	153,8	16:25'33.463
15	10.698	27.264	43.885	40.757	2'02.604	214,7	16:27'36.067
16	10.551	28.370	42.269	40.464	2'01.654	234,8	16:29'37.721
17	10.586	25.954	40.448	40.176	1'57.164	225,0	16:31'34.885
18	10.458	25.396	40.110	40.508	1'56.472	231,3	16:33'31.357
19	10.466	25.416	39.994	40.010	1'55.886	238,9	16:35'27.243
20	11.126	27.971	41.916	49.534	2'10.547P	187,5	16:37'37.790
21	2'39.819	26.367	40.135	40.338	4'26.659P	201,9	16:42'04.449
22	10.512	25.699	40.313	43.252	1'59.776	234,8	16:44'04.225
23	10.392	25.742	41.116	40.306	1'57.556	244,3	16:46'01.781

15/09/2023

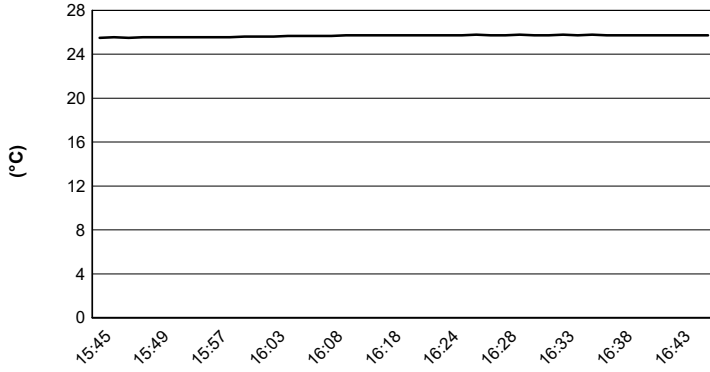
P = Box In/Out - C = Tempo Invalidato

Powered by FICr PERUGIA TIMING

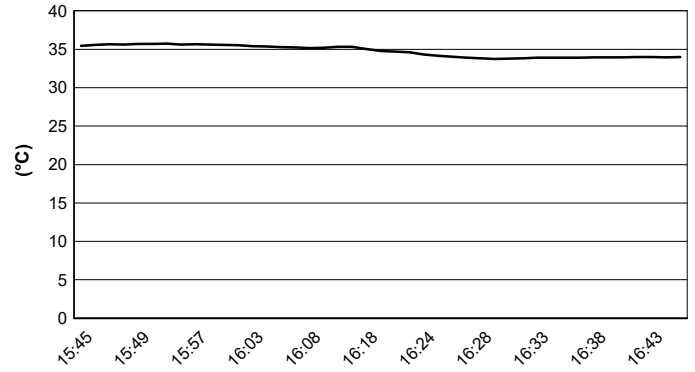




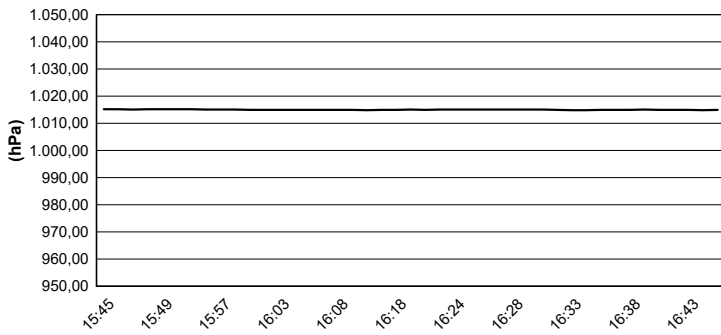
Air Temperature



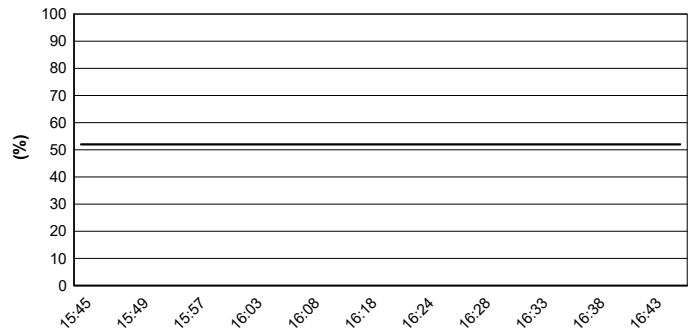
Track Temperature



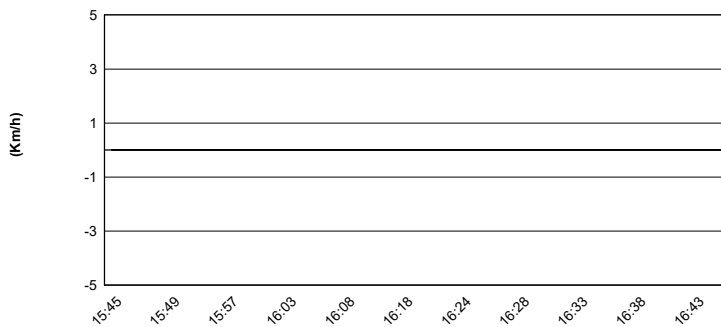
Air Pressure



Humidity



Wind Speed



Wind Direction

