

ACI Racing Weekend Monza, 16-17 Settembre 2023

Porsche Carrera Cup Italia - Classifica Gara 1

Autodromo Monza 5.793 m

Giri 14 = 81,102 km - Media 144,468 km/h - Tempo di gara 33'40.986

Num.	Conditore	Naz	Concorrente	Team	Auto	Classe	Giri	Tempo	Dist.	Rel.	Giro Veloce
1	25 TEN VOORDE Larry	NLD	Enrico Fulgenzi Racing	Enrico Fulgenzi Racing	Porsche 911 GT3 CUP 99		14	33'40.986			9 1'51.219
2	32 QUARESMINI Gianmarco	ITA	Dinamic Motorsport	Dinamic Motorsport	Porsche 911 GT3 CUP 99		14	33'41.319	0.333	0.333	9 1'51.812
3	21 BERTONELLI Diego	ITA	Bonaldi Motorsport	Bonaldi Motorsport	Porsche 911 GT3 CUP 99		14	33'41.886	0.900	0.567	9 1'51.841
4	30 STRIGNANO Benedetto	ITA	Scuderia Villorba Corse	Scuderia Villorba Corse	Porsche 911 GT3 CUP 99		14	33'42.106	1.120	0.220	5 1'52.218
5	14 AGOSTINI Riccardo	ITA	Scuderia Villorba Corse	Scuderia Villorba Corse	Porsche 911 GT3 CUP 99		14	33'42.199	1.213	0.093	9 1'52.410
6	27 LAURINI Lodovico	ITA	Dinamic Motorsport	Dinamic Motorsport	Porsche 911 GT3 CUP 99		14	33'42.516	1.530	0.317	5 1'52.983
7	11 CAGLIONI Leonardo	ITA	Ombra Racing	Ombra Racing	Porsche 911 GT3 CUP 99		14	33'43.001	2.015	0.485	9 1'53.032
8	9 FONTANA Andrea	ITA	Ebimotors	Ebimotors	Porsche 911 GT3 CUP 99		14	33'43.772	2.786	0.771	5 1'53.498
9	3 CERQUI Alberto	ITA	Bedriver	Bedriver	Porsche 911 GT3 CUP 99		14	33'43.962	2.976	0.190	9 1'52.888
10	12 LING Kang	CHN	Ombra Racing	Ombra Racing	Porsche 911 GT3 CUP 99		14	33'44.258	3.272	0.296	9 1'52.778
11	15 FESTANTE Aldo	ITA	Dinamic Motorsport	Dinamic Motorsport	Porsche 911 GT3 CUP 99		14	33'45.689	4.703	1.431	9 1'53.160
12	16 FELBERMAYR Horst Felix	AUT	The Driving Experiences	The Driving Experiences	Porsche 911 GT3 CUP 99		14	33'46.096	5.110	0.407	9 1'53.264
13	67 DE GIACOMI Alex	ITA	Tsunami RT	Tsunami RT	Porsche 911 GT3 CUP 99	MC	14	33'46.343	5.357	0.247	9 1'54.107
14	19 IMPERATO Anthony	USA	Ombra Racing	Ombra Racing	Porsche 911 GT3 CUP 99		14	33'48.094	7.108	1.751	9 1'53.145
15P	23 MALUCELLI Matteo	ITA	Team Malucelli	Team Malucelli	Porsche 911 GT3 CUP 99		14	33'48.581	7.595	0.487	9 1'52.749
16P	2 DE AMICIS Alberto	ITA	Ebimotors	Ebimotors	Porsche 911 GT3 CUP 99	MC	14	33'49.569	8.583	0.988	9 1'52.969
17	6 GUIRRERI Giuseppe	ITA	Raptor Engineering	Raptor Engineering	Porsche 911 GT3 CUP 99		14	33'50.002	9.016	0.433	9 1'54.127
18	20 PISANI Eugenio	ITA	Ghinzani Arco Motorsport	Ghinzani Arco Motorsport	Porsche 911 GT3 CUP 99		14	33'50.469	9.483	0.467	9 1'52.924
19	69 MONTAGNESE Massimiliano	ITA	Team Malucelli	Team Malucelli	Porsche 911 GT3 CUP 99	MC	14	33'51.650	10.664	1.181	9 1'54.319
20	70 GIORGI Gianluca	ITA	Bedriver	Bedriver	Porsche 911 GT3 CUP 99	MC	14	33'52.086	11.100	0.436	9 1'54.424
21	50 FENICI Francesco Maria	ITA	AB Racing	AB Racing	Porsche 911 GT3 CUP 99	MC	14	33'52.257	11.271	0.171	9 1'54.815
22	60 GALASSI Marco	SMR	Team Malucelli	Team Malucelli	Porsche 911 GT3 CUP 99	MC	14	33'53.519	12.533	1.262	9 1'54.447
23	10 ARMANNI Pietro	ITA	Ombra Racing	Ombra Racing	Porsche 911 GT3 CUP 99		14	33'53.742	12.756	0.223	9 1'55.783
24P	24 PAPADOPULOS Alexandre	USA	Tsunami RT	Tsunami RT	Porsche 911 GT3 CUP 99		14	33'54.363	13.377	0.621	9 1'53.700
25	99 CHIRIGUT Horia	ROU	Scuderia Villorba Corse	Scuderia Villorba Corse	Porsche 911 GT3 CUP 99	MC	14	33'54.367	13.381	0.004	9 1'56.628
26	89 HAN Huilin	CHN	AB Racing	AB Racing	Porsche 911 GT3 CUP 99	MC	14	33'58.143	17.157	3.776	9 1'56.879
27	64 SELVA Livio	ITA	Ghinzani Arco Motorsport	Ghinzani Arco Motorsport	Porsche 911 GT3 CUP 99	MC	14	33'59.505	18.519	1.362	9 1'56.147
28	51 GNEMMI Paolo	ITA	Ebimotors	Ebimotors	Porsche 911 GT3 CUP 99	MC	14	34'00.098	19.112	0.593	9 1'54.254
29	77 NAVATTA Massimo	ITA	Raptor Engineering	Raptor Engineering	Porsche 911 GT3 CUP 99	MC	14	34'01.170	20.184	1.072	6 1'56.704
30P	22 SLUTSKII Artem	ISR	Target Competition	Target Competition	Porsche 911 GT3 CUP 99		14	34'04.034	23.048	2.864	9 1'53.519
31	79 ZELGER Johannes	ITA	Tsunami RT	Tsunami RT	Porsche 911 GT3 CUP 99	MC	13	34'02.965	1 Giro	1 Giro	9 1'55.803
----- Non Classificati -----											
RIT	17 FULGENZI Enrico	ITA	Enrico Fulgenzi Racing	Enrico Fulgenzi Racing	Porsche 911 GT3 CUP 99		8	19'48.655	6 Giri		5 1'53.051
RIT	18 MASTERS Keagan	ZAF	Ombra Racing	Ombra Racing	Porsche 911 GT3 CUP 99		6	14'37.290	8 Giri		5 1'52.195
RIT	38 IAQUINTA Simone	ITA	Ghinzani Arco Motorsport	Ghinzani Arco Motorsport	Porsche 911 GT3 CUP 99		5	12'27.602	9 Giri		5 1'52.108
RIT	8 LORENZO Jorge	ESP	Ghinzani Arco Motorsport	Team Q8 Hi-Perform	Porsche 911 GT3 CUP 99		5	12'31.061	9 Giri		5 1'52.896
RIT	2 SLUTSKII Zakhar	ISR	Target Competition	Target Competition	Porsche 911 GT3 CUP 99		2	5'30.216	12 Giri		
RIT	28 AMATI Giorgio	ITA	Dinamic Motorsport	Dinamic Motorsport	Porsche 911 GT3 CUP 99		0				

Partenti: 37 Classificati: 31 Non Classificati: 0 Ritirati: 6 Non Partiti: 0

Giro Veloce N. 9 Num. 25 Larry Ten Voorde Tempo 1'51.219 Media. 187,511 Km/h

Umidità	52%	ARIA	25°C
Condizioni	DRY	Pista	35°C

Penalty and Infringment

21.19	52 A. DE AMICIS	Time Penalty +5 secondi, decisione CC.SS. n. 5
21.20	22 A. SLUTSKII	Time Penalty +10 secondi, decisione CC.SS. n. 6
21.20	24 A. PAPADOPULOS	Time Penalty +5 secondi, decisione CC.SS. n. 9
21.21	23 M. MALUCELLI	Time Penalty +5 secondi, decisione CC.SS. n. 10

Stewards : Paolo Longoni Gabriele Lancieri Paolo Marcenaro

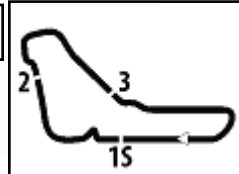
Inizio 16:59 Fine 17:34

Esposta alle:

16/09/2023

Powered by FICr PERUGIA TIMING





ACI Racing Weekend Monza, 16-17 Settembre 2023
Porsche Carrera Cup Italia - Classifica di Classe Gara 1

Michelin Cup

Giri 14 = 81,102 km - Media 144,086 km/h - Tempo di gara 33'46.343

Num.	Conducente	Naz	Concorrente	Team	Auto	Giri	Tempo	Dist.	Rel.	Giro Veloce
1	67 DE GIACOMI Alex	ITA	Tsunami RT	Tsunami RT	Porsche 911 GT3 CUP 99	14	33'46.343			9 1'54.107
2P	52 DE AMICIS Alberto	ITA	Ebimotors	Ebimotors	Porsche 911 GT3 CUP 99	14	33'49.569	3.226	3.226	9 1'52.969
3	69 MONTAGNESE Massimiliano	ITA	Team Malucelli	Team Malucelli	Porsche 911 GT3 CUP 99	14	33'51.650	5.307	2.081	9 1'54.319
4	70 GIORGI Gianluca	ITA	Bedriver	Bedriver	Porsche 911 GT3 CUP 99	14	33'52.086	5.743	0.436	9 1'54.424
5	50 FENICI Francesco Maria	ITA	AB Racing	AB Racing	Porsche 911 GT3 CUP 99	14	33'52.257	5.914	0.171	9 1'54.815
6	60 GALASSI Marco	SMR	Team Malucelli	Team Malucelli	Porsche 911 GT3 CUP 99	14	33'53.519	7.176	1.262	9 1'54.447
7	99 CHIRIGUT Horia	ROU	Scuderia Villorba Corse	Scuderia Villorba Corse	Porsche 911 GT3 CUP 99	14	33'54.367	8.024	0.848	9 1'56.628
8	89 HAN Huilin	CHN	AB Racing	AB Racing	Porsche 911 GT3 CUP 99	14	33'58.143	11.800	3.776	9 1'56.879
9	64 SELVA Livio	ITA	Ghinzani Arco Motorsport	Ghinzani Arco Motorsport	Porsche 911 GT3 CUP 99	14	33'59.505	13.162	1.362	9 1'56.147
10	51 GNEMMI Paolo	ITA	Ebimotors	Ebimotors	Porsche 911 GT3 CUP 99	14	34'00.098	13.755	0.593	9 1'54.254
11	77 NAVATTA Massimo	ITA	Raptor Engineering	Raptor Engineering	Porsche 911 GT3 CUP 99	14	34'01.170	14.827	1.072	6 1'56.704
12	79 ZELGER Johannes	ITA	Tsunami RT	Tsunami RT	Porsche 911 GT3 CUP 99	13	34'02.965	1 Giro	1 Giro	9 1'55.803

Partenti: 12 Classificati: 12 Non Classificati: 0 Ritirati: 0 Non Partiti: 0

Giro Veloce N. 9 Num. 52 Alberto De Amicis Tempo 1'52.969 Media. 184,606 Km/h

Umidità	52%	ARIA	25°C
Condizioni	DRY	Pista	35°C

Direttore di Gara : Renato Schmidt

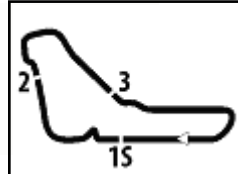
Direttore di Prova : Massimiliano Ghinassi

16/09/2023 Inizio 16:59 Fine 17:34

Esposta alle:

Powered by FICR PERUGIA TIMING





Autodromo Monza 5.793 m

Giro														
	1	2	3	4	5	6	7	8	9	10	11	12	13	14
1	18	18	18	18	18	25	25	25	25	25	25	25	25	25
2	38	38	38	38	38	32	32	32	32	32	32	32	32	32
3	25	25	25	25	25	21	21	21	21	21	21	21	21	21
4	32	32	32	32	32	30	30	30	30	30	30	30	30	30
5	21	21	21	21	21	14	14	14	14	14	14	14	14	14
6	30	30	30	30	30	27	27	27	27	27	27	27	27	27
7	14	14	14	14	14	11	11	11	11	11	11	11	11	11
8	17	17	17	17	17	17	17	17	23	23	23	23	23	23
9	11	11	11	11	11	9	9	9	9	9	9	9	9	9
10	27	27	27	27	27	23	23	23	3	3	3	3	3	3
11	8	8	8	8	8	3	3	3	12	12	12	12	12	12
12	23	23	23	23	23	12	12	12	52	52	52	52	52	52
13	3	3	3	3	3	18	52	52	16	15	15	15	15	15
14	9	9	9	9	9	52	16	16	15	16	16	16	16	16
15	22	22	22	22	12	16	15	15	51	67	67	67	67	67
16	12	12	12	12	52	15	51	51	22	19	19	19	19	19
17	51	51	51	51	51	51	67	67	67	24	24	24	24	24
18	52	52	52	52	16	67	22	22	6	6	6	6	6	6
19	16	16	16	16	15	22	6	6	24	20	20	20	20	20
20	67	67	67	67	22	6	24	24	19	69	69	69	69	69
21	15	15	15	15	67	24	19	19	20	70	70	70	70	70
22	6	6	6	6	6	19	20	20	69	50	50	50	50	50
23	24	24	24	24	24	20	69	69	70	60	60	60	60	60
24	69	69	69	69	19	69	70	70	50	10	10	10	10	10
25	19	19	19	19	20	70	50	50	60	22	22	22	22	22
26	20	20	20	20	69	50	99	99	99	99	99	99	99	99
27	70	70	70	70	70	99	60	60	10	89	89	89	89	89
28	50	50	50	50	50	60	89	89	89	64	64	64	64	64
29	99	99	99	99	99	89	10	10	79	51	51	51	51	51
30	89	89	89	89	60	10	79	79	64	77	77	77	77	77
31	77	77	77	77	89	79	64	64	77	79	79	79	79	79
32	60	60	60	60	10	64	77	77						
33	79	79	79	79	79	77								
34	10	10	10	10	64									
35	2	64	64	64	77									
36	64	2												

Final Result		
1	25 TEN VOORDE L.	Giri 14
2	32 QUARESMINI G.	0.333
3	21 BERTONELLI D.	0.900
4	30 STRIGNANO B.	1.120
5	14 AGOSTINI R.	1.213
6	27 LAURINI L.	1.530
7	11 CAGLIONI L.	2.015
8	9 FONTANA A.	2.786
9	3 CERQUI A.	2.976
10	12 LING K.	3.272
11	15 FESTANTE A.	4.703
12	16 FELBERMAYR H.	5.110
13	67 DE GIACOMI A.	5.357
14	19 IMPERATO A.	7.108
15	23 MALUCELLI M. (P)	7.595
16	52 DE AMICIS A. (P)	8.583
17	6 GUIRRERI G.	9.016
18	20 PISANI E.	9.483
19	69 MONTAGNESE M.	10.664
20	70 GIORGI G.	11.100
21	50 FENICI F.	11.271
22	60 GALASSI M.	12.533
23	10 ARMANNI P.	12.756
24	24 PAPADOPULOS A. (P)	13.377
25	99 CHIRIGUT H.	13.381
26	89 HAN H.	17.157
27	64 SELVA L.	18.519
28	51 GNEMMI P.	19.112
29	77 NAVATTA M.	20.184
30	22 SLUTSKII A. (P)	23.048
31	79 ZELGER J.	1 Giro
RIT	17 FULGENZI E.	6 Giri
RIT	18 MASTERS K.	8 Giri
RIT	38 IAQUINTA S.	9 Giri
RIT	8 LORENZO J.	9 Giri
RIT	2 SLUTSKII Z.	12 Giri
RIT	28 AMATI G.	



ACI Racing Weekend Monza, 16-17 Settembre 2023

Porsche Carrera Cup Italia - Analisi Tempi Gara 1



Autodromo Monza 5.793 m

Start at 16:59'24.132

4 / 5

Table with columns for driver number, position, and lap times (1-15) for drivers 10 to 14.

Tempo di gara 33'52.257

51 P. GNEMMI (1'54.254)

Table showing lap times for driver 51 P. GNEMMI across 14 laps.

Tempo di gara 34'00.098

52 A. DE AMICIS (1'52.969)

Table showing lap times for driver 52 A. DE AMICIS across 14 laps.

Tempo di gara 33'44.569 + 5.000Pen

60 M. GALASSI (1'54.447)

Table showing lap times for driver 60 M. GALASSI across 14 laps.

Tempo di gara 33'53.519

64 L. SELVA (1'56.147)

Table showing lap times for driver 64 L. SELVA across 4 laps.

16/09/2023 P = Box In/Out - C = Tempo Invalidato

Table showing lap times for driver 67 A. DE GIACOMI across 14 laps.

67 A. DE GIACOMI (1'54.107)

Table showing lap times for driver 67 A. DE GIACOMI across 14 laps.

Tempo di gara 33'46.343

69 M. MONTAGNESE (1'54.319)

Table showing lap times for driver 69 M. MONTAGNESE across 14 laps.

Tempo di gara 33'51.650

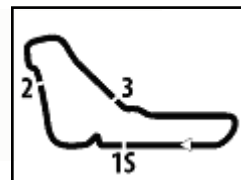
70 G. GIORGI (1'54.424)

Table showing lap times for driver 70 G. GIORGI across 14 laps.

Tempo di gara 33'52.086



Start at 16:59'24.132



Autodromo Monza 5.793 m

77 M. NAVATTA (1'56.704)							
Giro	Seg.1	Seg.2	Seg.3	Seg.4	T. Giro	km/h	Local Time
1			43.044	59.845	2'29.644		17:01'53.776
2	16.058	44.791	57.470	52.223	2'50.542	157,2	17:04'44.318
3	19.259	39.379	55.991	52.108	2'46.737	160,5	17:07'31.055
4	17.121	34.396	50.651	58.289	2'40.457	165,9	17:10'11.512
5	10.602	27.112	1'31.384	40.923	2'50.021	220,9	17:13'01.533
6	10.530	25.831	39.849	40.494	1'56.704	253,5	17:14'58.237
7	10.603	57.063	41.301	41.595	2'30.562	243,8	17:17'28.799
8	10.689	26.314	40.621	40.695	1'58.319	223,1	17:19'27.118
9	10.657	25.914	40.469	40.453	1'57.493	210,9	17:21'24.611
10	10.580	26.284	43.348	53.672	2'13.884	228,3	17:23'38.495
11	19.440	28.509	54.201	55.119	2'37.269	122,0	17:26'15.764
12	17.976	28.981	52.210	52.459	2'31.626	152,1	17:28'47.390
13	17.861	33.453	45.414	43.340	2'20.068	104,0	17:31'07.458
14	15.598	31.345	45.764	45.137	2'17.844	136,4	17:33'25.302

12	16.858	30.820	51.001	53.142	2'31.821	140,4	17:28'42.829	
13	17.542		32.664	42.761	47.084	2'20.051	123,6	17:31'02.880
14	15.836		30.739	45.203	43.841	2'15.619	141,9	17:33'18.499

Tempo di gara 33'54.367

Tempo di gara 34'01.170

79 J. ZELGER (1'55.803)							
Giro	Seg.1	Seg.2	Seg.3	Seg.4	T. Giro	km/h	Local Time
1			44.499	59.913	2'30.701		17:01'54.833
2	17.056	44.500	57.545	52.044	2'51.145	149,4	17:04'45.978
3	19.422	39.435	56.592	51.788	2'47.237	142,3	17:07'33.215
4	16.778	34.535	50.336	57.707	2'39.356	142,5	17:10'12.571
5	10.452	26.409	43.298	39.479	1'59.638	240,0	17:12'12.209
6	10.423	25.228	39.514	47.049	2'02.214	241,6	17:14'14.423
7	20.360	29.949	1'00.266	57.358	2'47.933	141,4	17:17'02.356
8	16.735	28.911	41.719	53.712	2'21.077	112,3	17:19'23.433
9	10.507	25.683	39.901	39.712	1'55.803	223,1	17:21'19.236
10	10.243	52.729	49.427	1'03.097	2'55.496P	268,7	17:24'14.732
11	2'28.396	27.635	45.266	52.289	4'33.586P	194,9	17:28'48.318
12	17.908	35.135	48.879	47.271	2'29.193	109,5	17:31'17.511
13	12.197	27.572	44.090	45.727	2'09.586	189,1	17:33'27.097

Tempo di gara 34'02.965

89 H. HAN (1'56.879)							
Giro	Seg.1	Seg.2	Seg.3	Seg.4	T. Giro	km/h	Local Time
1			43.526	59.137	2'28.655		17:01'52.787
2	16.564	44.843	57.369	52.379	2'51.155	152,1	17:04'43.942
3	18.785	39.541	55.318	53.089	2'46.733	157,2	17:07'30.675
4	16.746	34.295	50.944	57.901	2'39.886	162,9	17:10'10.561
5	10.508	25.909	39.966	40.834	1'57.217	227,4	17:12'07.778
6	10.416	25.510	40.568	49.070	2'05.564	233,3	17:14'13.342
7	18.911	30.540	1'00.085	56.187	2'45.723	142,5	17:16'59.065
8	17.966	28.213	41.456	55.423	2'23.058	101,0	17:19'22.123
9	10.527	25.836	39.720	40.796	1'56.879	221,3	17:21'19.002
10	10.401	27.743	45.232	53.667	2'17.043	252,3	17:23'36.045
11	17.825	30.227	53.644	55.350	2'37.046	126,9	17:26'13.091
12	16.874	29.996	51.142	53.402	2'31.414	154,3	17:28'44.505
13	17.513	33.072	43.693	45.989	2'20.267	129,8	17:31'04.772
14	15.907	31.667	44.431	45.498	2'17.503	145,9	17:33'22.275

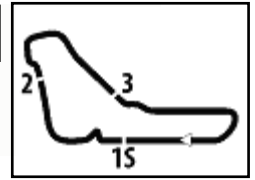
Tempo di gara 33'58.143

99 H. CHIRIGUT (1'56.628)							
Giro	Seg.1	Seg.2	Seg.3	Seg.4	T. Giro	km/h	Local Time
1			43.563	58.284	2'27.162		17:01'51.294
2	16.462	45.384	57.410	51.356	2'50.612	144,2	17:04'41.906
3	19.600	39.835	55.486	52.707	2'47.628	146,5	17:07'29.534
4	16.560	34.527	51.474	57.900	2'40.461	155,4	17:10'09.995
5	10.498	26.194	39.922	40.355	1'56.969	226,9	17:12'06.964
6	10.527	25.460	39.817	47.734	2'03.538	222,7	17:14'10.502
7	19.850	30.789	1'00.012	55.952	2'46.603	132,7	17:16'57.105
8	18.282	27.827	41.332	56.942	2'24.383	96,2	17:19'21.488
9	10.450	26.209	39.903	40.066	1'56.628	234,3	17:21'18.116
10	10.488	27.232	45.373	53.864	2'16.957	233,8	17:23'35.073
11	17.994	29.981	53.616	54.344	2'35.935	130,4	17:26'11.008

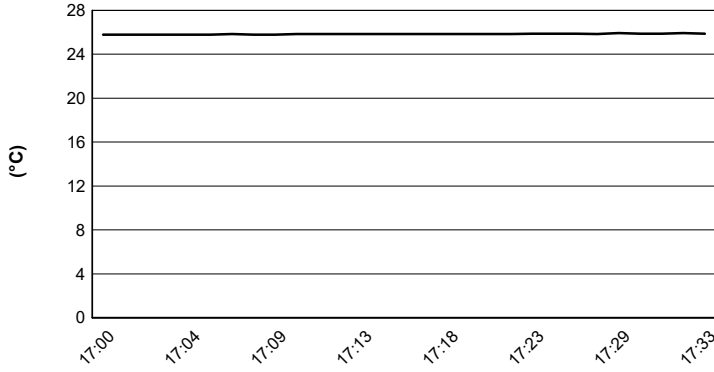
16/09/2023

P = Box In/Out - C = Tempo Invalidato

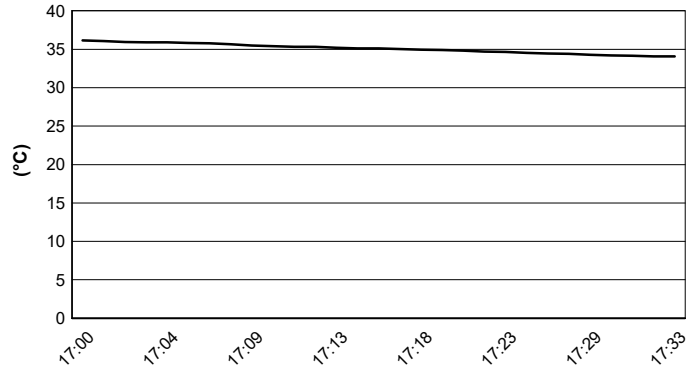





Air Temperature




Track Temperature



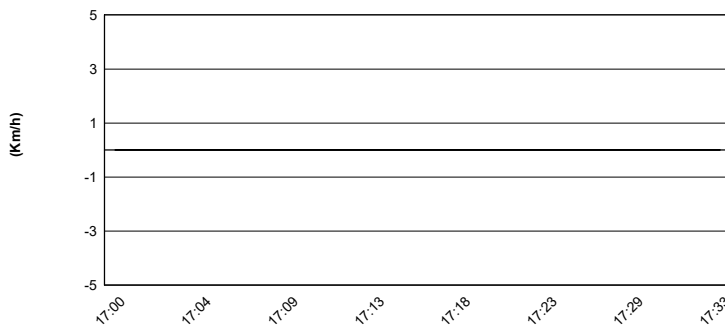
Air Pressure



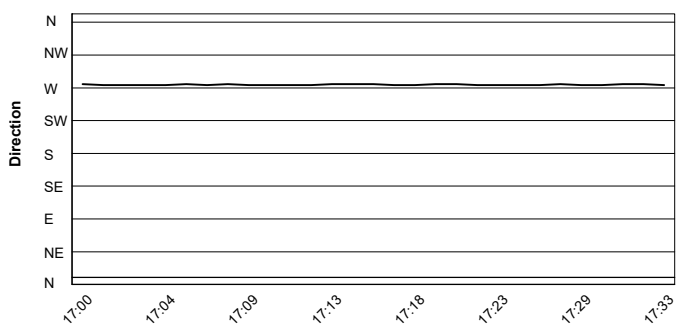
Humidity

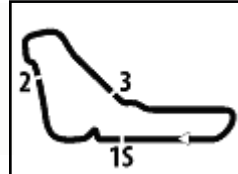


Wind Speed



Wind Direction





Autodromo Monza 5.793 m

ACI Racing Weekend Monza, 16-17 Settembre 2023
Porsche Carrera Cup Italia - Griglia Gara 1 (Durata: 30' +1 Giro)

99	CHIRIGUT H. Scuderia Villorba Corse	Porsche 1'55.290	10	ARMANNI P. Ombra Racing	Porsche 1'50.623	19
77	NAVATTA M. Raptor Engineering	Porsche 1'53.463	60	GALASSI M. Team Malucelli	Porsche 1'54.258	18
69	MONTAGNESE M. Team Malucelli	Porsche 1'53.078	89	HAN H. AB Racing	Porsche 1'53.249	17
50	FENICI F. AB Racing	Porsche 1'52.426	79	ZELGER J. Tsunami RT	Porsche 1'52.713	16
70	GIORGI G. Bedriver	Porsche 1'51.894	64	SELVA L. Ghinzani Arco Motorsport	Porsche 1'52.308	15
67	DE GIACOMI A. Tsunami RT	Porsche 1'51.507	20	PISANI E. Ghinzani Arco Motorsport	Porsche 1'51.707	14
24	PAPADOPULOS A. Tsunami RT	Porsche 1'51.293	16	FELBERMAYR H. The Driving Experiences	Porsche 1'51.435	13
52	DE AMICIS A. Ebimotors	Porsche 1'51.124	19	IMPERATO A. Ombra Racing	Porsche 1'51.148	12
12	LING K. Ombra Racing	Porsche 1'50.576	6	GUIRRETI G. Raptor Engineering	Porsche 1'51.099	11
9	FONTANA A. Ebimotors	Porsche 1'50.452	51	GNEMMI P. Ebimotors	Porsche 1'50.553	10
3	CERQUI A. Bedriver	Porsche 1'50.306	22	SLUTSKII A. Target Competition	Porsche 1'50.368	9
8	LORENZO J. Team Q8 Hi-Perform	Porsche 1'50.148	27	LAURINI L. Dinamic Motorsport	Porsche 1'50.284	8
11	CAGLIONI L. Ombra Racing	Porsche 1'49.953	23	MALUCELLI M. Team Malucelli	Porsche 1'49.989	7
14	AGOSTINI R. Scuderia Villorba Corse	Porsche 1'49.873	15	FESTANTE A. Dinamic Motorsport	Porsche 1'49.944	6
2	SLUTSKII Z. Target Competition	Porsche 1'49.732	30	STRIGNANO B. Scuderia Villorba Corse	Porsche 1'49.764	5
17	FULGENZI E. Enrico Fulgenzi Racing	Porsche 1'49.731	28	AMATI G. Dinamic Motorsport	Porsche 1'49.732	4
32	QUARESMINI G. Dinamic Motorsport	Porsche 1'49.583	21	BERTONELLI D. Bonaldi Motorsport	Porsche 1'49.718	3
38	IAQUINTA S. Ghinzani Arco Motorsport	Porsche 1'49.524	25	TEN VOORDE L. Enrico Fulgenzi Racing	Porsche 1'49.554	2
			18	MASTERS K. Ombra Racing	Porsche 1'49.481	1

Il Pilota n. 10 (Armani P.) retrocesso di 20 posizioni per decisione n. 15 dei CCSS Round Mugello

