

Misano Porsche Festival, 7-8 Ottobre 2023
Porsche Carrera Cup Italia - Classifica Qualifiche

Misano Circuit Sic 58 4.226 m

1 / 3

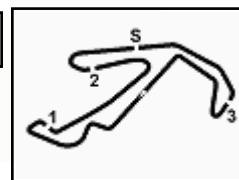
Num.	Conduuttore	Naz	Concorrente	Team	Auto	Classe	Tempo	Dist.	Rel.	Giri
1	25 TEN VOORDE Larry	NLD	Enrico Fulgenzi Racing	Enrico Fulgenzi Racing	Porsche 911 GT3 CUP 992		1'35.043			14
2	23 MALUCELLI Matteo	ITA	Team Malucelli	Team Malucelli	Porsche 911 GT3 CUP 992		1'35.223	0.180	0.180	12
3	38 IAQUINTA Simone	ITA	Ghinzani Arco Motorsport	Ghinzani Arco Motorsport	Porsche 911 GT3 CUP 992		1'35.331	0.288	0.108	11
4	3 CERQUI Alberto	ITA	Bedriver	Bedriver	Porsche 911 GT3 CUP 992		1'35.334	0.291	0.003	13
5	21 BERTONELLI Diego	ITA	Bonaldi Motorsport	Bonaldi Motorsport	Porsche 911 GT3 CUP 992		1'35.437	0.394	0.103	14
6	12 MASTERS Keagan	ZAF	Ombra Racing	Ombra Racing	Porsche 911 GT3 CUP 992		1'35.455	0.412	0.018	11
7	22 SLUTSKII Artem	ISR	Target Competition	Target Competition	Porsche 911 GT3 CUP 992		1'35.579	0.536	0.124	17
8	28 AMATI Giorgio	ITA	Dinamic Motorsport	Dinamic Motorsport	Porsche 911 GT3 CUP 992		1'35.579	0.536		15
9	14 AGOSTINI Riccardo	ITA	Scuderia Villorba Corse	Scuderia Villorba Corse	Porsche 911 GT3 CUP 992		1'35.681	0.638	0.102	13
10	17 FULGENZI Enrico	ITA	Enrico Fulgenzi Racing	Enrico Fulgenzi Racing	Porsche 911 GT3 CUP 992		1'35.824	0.781	0.143	14
11	16 LEVI Ariel	ISR	The Driving Experiences	The Driving Experiences	Porsche 911 GT3 CUP 992		1'35.837	0.794	0.013	12
12	32 QUAREMINI Gianmarco	ITA	Dinamic Motorsport	Dinamic Motorsport	Porsche 911 GT3 CUP 992		1'35.881	0.838	0.044	12
13	2 SLUTSKII Zakhar	ISR	Target Competition	Target Competition	Porsche 911 GT3 CUP 992		1'35.959	0.916	0.078	12
14	8 LORENZO Jorge	ESP	Ghinzani Arco Motorsport	Team Q8 Hi-Perform	Porsche 911 GT3 CUP 992		1'36.018	0.975	0.059	10
15	9 FONTANA Andrea	ITA	Ebimotors	Ebimotors	Porsche 911 GT3 CUP 992		1'36.098	1.055	0.080	16
16	15 FESTANTE Aldo	ITA	Dinamic Motorsport	Dinamic Motorsport	Porsche 911 GT3 CUP 992		1'36.101	1.058	0.003	15
17	11 CAGLIONI Leonardo	ITA	Ombra Racing	Ombra Racing	Porsche 911 GT3 CUP 992		1'36.148	1.105	0.047	12
18	10 ARMANNI Pietro	ITA	Ombra Racing	Ombra Racing	Porsche 911 GT3 CUP 992		1'36.231	1.188	0.083	12
19	30 STRIGNANO Benedetto	ITA	Scuderia Villorba Corse	Scuderia Villorba Corse	Porsche 911 GT3 CUP 992		1'36.403	1.360	0.172	13
20	27 BRASCHI Francesco	ITA	Dinamic Motorsport	Dinamic Motorsport	Porsche 911 GT3 CUP 992		1'36.669	1.626	0.266	15
21	24 PAPADOPULOS Alexandre	USA	Tsunami RT	Tsunami RT	Porsche 911 GT3 CUP 992		1'36.885	1.842	0.216	12
22	52 DE AMICIS Alberto	ITA	Ebimotors	Ebimotors	Porsche 911 GT3 CUP 992	MC	1'36.954	1.911	0.069	8
23	67 DE GIACOMI Alex	ITA	Tsunami RT	Tsunami RT	Porsche 911 GT3 CUP 992	MC	1'37.057	2.014	0.103	14
24	51 GNEMMI Paolo	ITA	Ebimotors	Ebimotors	Porsche 911 GT3 CUP 992	MC	1'37.123	2.080	0.066	17
25	6 GUIRRERI Giuseppe	ITA	Raptor Engineering	Raptor Engineering	Porsche 911 GT3 CUP 992		1'37.351	2.308	0.228	17
26	50 FENICI Francesco Maria	ITA	AB Racing	AB Racing	Porsche 911 GT3 CUP 992	MC	1'37.375	2.332	0.024	16
27	70 GIORGI Gianluca	ITA	Bedriver	Bedriver	Porsche 911 GT3 CUP 992	MC	1'37.745	2.702	0.370	15
28	55 INTRONA Ilarione	ITA	Ghinzani Arco Motorsport	Ghinzani Arco Motorsport	Porsche 911 GT3 CUP 992	MC	1'38.046	3.003	0.301	14
29	64 SELVA Livio	ITA	Ghinzani Arco Motorsport	Ghinzani Arco Motorsport	Porsche 911 GT3 CUP 992	MC	1'38.058	3.015	0.012	19
30	79 ZELGER Johannes	ITA	Tsunami RT	Tsunami RT	Porsche 911 GT3 CUP 992	MC	1'38.261	3.218	0.203	16
31	60 GALASSI Marco	SMR	Team Malucelli	Team Malucelli	Porsche 911 GT3 CUP 992	MC	1'38.494	3.451	0.233	18
32	69 MONTAGNESE Massimiliano	ITA	Team Malucelli	Team Malucelli	Porsche 911 GT3 CUP 992	MC	1'38.664	3.621	0.170	20
33	89 HAN Huilin	CHN	AB Racing	AB Racing	Porsche 911 GT3 CUP 992	MC	1'38.941	3.898	0.277	21
34	66 VENEROSI PESCIOLINI Paolo	ITA	Ebimotors	Ebimotors	Porsche 911 GT3 CUP 992	MC	1'39.528	4.485	0.587	17
35	77 NAVATTA Massimo	ITA	Raptor Engineering	Raptor Engineering	Porsche 911 GT3 CUP 992	MC	1'41.610	6.567	2.082	19

Stewards : Paolo Longoni Antonello Di Spirito Lancieri Gabriele

07/10/2023 Inizio 12:15 Fine 13:01

Esposta alle:





Misano Porsche Festival, 7-8 Ottobre 2023
Porsche Carrera Cup Italia - Classifica Qualifiche

Penalty and Infringement

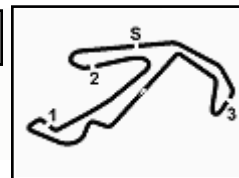
12.20	55	I. INTRONA	Time Deleted (1'39.816) - Exceeded Track Limits - Turn 6
12.22	64	L. SELVA	Time Deleted (1'38.186) - Exceeded Track Limits - Turn 6
12.23	67	A. DE GIACOMI	Time Deleted (1'53.042) - Exceeded Track Limits - Turn 16
12.23	69	M. MONTAGNESE	Time Deleted (1'38.544) - Exceeded Track Limits - Turn 8
12.24	64	L. SELVA	Time Deleted (1'39.538) - Exceeded Track Limits - Turn 8
12.25	2	Z. SLUTSKII	Time Deleted (1'38.655) - Exceeded Track Limits - Turn 6
12.25	79	J. ZELGER	Time Deleted (1'38.989) - Exceeded Track Limits - Turn 8
12.26	70	G. GIORGI	Time Deleted (1'40.618) - Exceeded Track Limits - Turn 8
12.27	64	L. SELVA	Time Deleted (1'39.269) - Exceeded Track Limits - Turn 16
12.28	67	A. DE GIACOMI	Time Deleted (1'37.608) - Exceeded Track Limits - Turn 16
12.28	66	P. VENEROSI PESCIOLINI	Time Deleted (1'44.895) - Exceeded Track Limits - Turn 6
12.28	67	A. DE GIACOMI	Time Deleted (1'41.315) - Exceeded Track Limits - Turn 6
12.29	30	B. STRIGNANO	Time Deleted (1'37.110) - Exceeded Track Limits - Turn 8
12.29	2	Z. SLUTSKII	Time Deleted (1'49.154) - Exceeded Track Limits - Turn 6
12.29	22	A. SLUTSKII	Time Deleted (1'36.512) - Exceeded Track Limits - Turn 8
12.29	50	F. FENICI	Time Deleted (5'40.465) - Exceeded Track Limits - Turn 8
12.31	79	J. ZELGER	Time Deleted (1'38.694) - Exceeded Track Limits - Turn 13
12.31	22	A. SLUTSKII	Time Deleted (1'50.201) - Exceeded Track Limits - Turn 8
12.32	21	D. BERTONELLI	Time Deleted (1'36.960) - Exceeded Track Limits - Turn 8
12.33	27	F. BRASCHI	Time Deleted (1'38.911) - Exceeded Track Limits - Turn 16
12.33	14	R. AGOSTINI	Time Deleted (1'35.848) - Exceeded Track Limits - Turn 16
12.33	6	G. GUIRRERI	Time Deleted (2'00.444) - Exceeded Track Limits - Turn 16
12.33	9	A. FONTANA	Time Deleted (1'36.471) - Exceeded Track Limits - Turn 16
12.34	24	A. PAPADOPULOS	Time Deleted (1'52.384) - Exceeded Track Limits - Turn 6
12.34	11	L. CAGLIONI	Time Deleted (1'40.996) - Exceeded Track Limits - Turn 6
12.35	17	E. FULGENZI	Time Deleted (1'38.202) - Exceeded Track Limits - Turn 8
12.38	15	A. FESTANTE	Time Deleted (4'21.073) - Exceeded Track Limits - Turn 6
12.39	55	I. INTRONA	Time Deleted (1'39.592) - Exceeded Track Limits - Turn 16
12.42	55	I. INTRONA	Time Deleted (1'38.378) - Exceeded Track Limits - Turn 8
12.44	67	A. DE GIACOMI	Time Deleted (1'40.137) - Exceeded Track Limits - Turn 6
12.44	6	G. GUIRRERI	Time Deleted (1'37.887) - Exceeded Track Limits - Turn 8
12.44	89	H. HAN	Time Deleted (1'39.544) - Exceeded Track Limits - Turn 16
12.45	22	A. SLUTSKII	Time Deleted (1'36.013) - Exceeded Track Limits - Turn 16
12.46	89	H. HAN	Time Deleted (1'39.226) - Exceeded Track Limits - Turn 16
12.47	50	F. FENICI	Time Deleted (13'06.371) - Exceeded Track Limits - Turn 8
12.48	16	A. LEVI	Time Deleted (1'35.929) - Exceeded Track Limits - Turn 6
12.48	38	S. IAQUINTA	Time Deleted (9'21.541) - Exceeded Track Limits - Turn 16
12.50	14	R. AGOSTINI	Time Deleted (1'51.304) - Exceeded Track Limits - Turn 6
12.56	15	A. FESTANTE	Time Deleted (1'36.161) - Exceeded Track Limits - Turn 6
12.56	3	A. CERQUI	Time Deleted (1'37.416) - Exceeded Track Limits - Turn 6
12.57	28	G. AMATI	Time Deleted (1'36.707) - Exceeded Track Limits - Turn 6
12.57	70	G. GIORGI	Time Deleted (1'37.672) - Exceeded Track Limits - Turn 8
12.58	15	A. FESTANTE	Time Deleted (1'36.107) - Exceeded Track Limits - Turn 8
12.58	8	J. LORENZO	Time Deleted (1'36.808) - Exceeded Track Limits - Turn 16
12.58	77	M. NAVATTA	Time Deleted (1'41.818) - Exceeded Track Limits - Turn 16
12.58	89	H. HAN	Time Deleted (1'38.651) - Exceeded Track Limits - Turn 8
12.58	69	M. MONTAGNESE	Time Deleted (1'39.288) - Exceeded Track Limits - Turn 16
12.58	16	A. LEVI	Time Deleted (1'36.155) - Exceeded Track Limits - Turn 16

Stewards : Paolo Longoni Antonello Di Spirito Lancieri Gabriele

07/10/2023 Inizio 12:15 Fine 13:01

Esposta alle:





Misano Porsche Festival, 7-8 Ottobre 2023
Porsche Carrera Cup Italia - Classifica Qualifiche

Misano Circuit Sic 58 4.226 m

3 / 3

Fastest Laps Sequence

Num.	Concorrente	Naz	Team	Auto	Local Time	Tempo	Dist.	Media
55	I. INTRONA	ITA	Ghinzani Arco Motorsport	Porsche 911 GT3 CUP 992	12:19'33.295	1'45.684		143,954
51	P. GNEMMI	ITA	Ebimotors	Porsche 911 GT3 CUP 992	12:19'50.520	1'42.147	-3.537	148,938
51	P. GNEMMI	ITA	Ebimotors	Porsche 911 GT3 CUP 992	12:21'30.365	1'39.845	-2.302	152,372
50	F. FENICI	ITA	AB Racing	Porsche 911 GT3 CUP 992	12:22'31.937	1'39.201	-0.644	153,361
55	I. INTRONA	ITA	Ghinzani Arco Motorsport	Porsche 911 GT3 CUP 992	12:22'51.941	1'38.830	-0.371	153,937
51	P. GNEMMI	ITA	Ebimotors	Porsche 911 GT3 CUP 992	12:23'08.406	1'38.041	-0.789	155,176
22	A. SLUTSKII	ISR	Target Competition	Porsche 911 GT3 CUP 992	12:23'47.309	1'36.353	-1.688	157,894
2	Z. SLUTSKII	ISR	Target Competition	Porsche 911 GT3 CUP 992	12:25'37.742	1'35.959	-0.394	158,543
23	M. MALUCELLI	ITA	Team Malucelli	Porsche 911 GT3 CUP 992	12:31'39.337	1'35.910	-0.049	158,624
25	L. TEN VOORDE	NLD	Enrico Fulgenzi Racing	Porsche 911 GT3 CUP 992	12:32'31.205	1'35.721	-0.189	158,937
12	K. MASTERS	ZAF	Ombra Racing	Porsche 911 GT3 CUP 992	12:33'51.938	1'35.455	-0.266	159,380
25	L. TEN VOORDE	NLD	Enrico Fulgenzi Racing	Porsche 911 GT3 CUP 992	12:34'06.660	1'35.455		159,380
38	S. IAQUINTA	ITA	Ghinzani Arco Motorsport	Porsche 911 GT3 CUP 992	12:36'54.815	1'35.331	-0.124	159,587
25	L. TEN VOORDE	NLD	Enrico Fulgenzi Racing	Porsche 911 GT3 CUP 992	12:57'43.580	1'35.043	-0.288	160,071

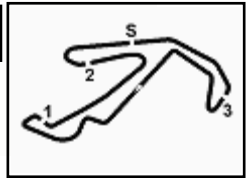
Stewards : Paolo Longoni Antonello Di Spirito Lancieri Gabriele

07/10/2023 Inizio 12:15 Fine 13:01

Esposta alle:

Powered by FICr PERUGIA TIMING





MIGLIOR GIRO

1	25	TEN VOORDE Larry	Porsche 911 GT3 CUP 992	1'35.043
2	23	MALUCELLI Matteo	Porsche 911 GT3 CUP 992	1'35.223
3	38	IAQUINTA Simone	Porsche 911 GT3 CUP 992	1'35.331
4	3	CERQUI Alberto	Porsche 911 GT3 CUP 992	1'35.334
5	21	BERTONELLI Diego	Porsche 911 GT3 CUP 992	1'35.437
6	12	MASTERS Keagan	Porsche 911 GT3 CUP 992	1'35.455
7	22	SLUTSKII Artem	Porsche 911 GT3 CUP 992	1'35.579
8	28	AMATI Giorgio	Porsche 911 GT3 CUP 992	1'35.579
9	14	AGOSTINI Riccardo	Porsche 911 GT3 CUP 992	1'35.681
10	17	FULGENZI Enrico	Porsche 911 GT3 CUP 992	1'35.824
11	16	LEVI Ariel	Porsche 911 GT3 CUP 992	1'35.837
12	32	QUARESMINI Gianmarco	Porsche 911 GT3 CUP 992	1'35.881
13	2	SLUTSKII Zakhar	Porsche 911 GT3 CUP 992	1'35.959
14	8	LORENZO Jorge	Porsche 911 GT3 CUP 992	1'36.018
15	9	FONTANA Andrea	Porsche 911 GT3 CUP 992	1'36.098
16	15	FESTANTE Aldo	Porsche 911 GT3 CUP 992	1'36.101
17	11	CAGLIONI Leonardo	Porsche 911 GT3 CUP 992	1'36.148
18	10	ARMANNI Pietro	Porsche 911 GT3 CUP 992	1'36.231
19	30	STRIGNANO Benedetto	Porsche 911 GT3 CUP 992	1'36.403
20	27	BRASCHI Francesco	Porsche 911 GT3 CUP 992	1'36.669
21	24	PAPADOPULOS Alexandre	Porsche 911 GT3 CUP 992	1'36.885
22	52	DE AMICIS Alberto	Porsche 911 GT3 CUP 992	1'36.954
23	67	DE GIACOMI Alex	Porsche 911 GT3 CUP 992	1'37.057
24	51	GNEMMI Paolo	Porsche 911 GT3 CUP 992	1'37.123
25	6	GUIRRETI Giuseppe	Porsche 911 GT3 CUP 992	1'37.351
26	50	FENICI Francesco Maria	Porsche 911 GT3 CUP 992	1'37.375
27	70	GIORGI Gianluca	Porsche 911 GT3 CUP 992	1'37.745
28	55	INTRONA Ilarione	Porsche 911 GT3 CUP 992	1'38.046
29	64	SELVA Livio	Porsche 911 GT3 CUP 992	1'38.058
30	79	ZELGER Johannes	Porsche 911 GT3 CUP 992	1'38.261
31	60	GALASSI Marco	Porsche 911 GT3 CUP 992	1'38.494
32	69	MONTAGNESE Massimiliano	Porsche 911 GT3 CUP 992	1'38.664
33	89	HAN Huilin	Porsche 911 GT3 CUP 992	1'38.941
34	66	VENEROSI PESCIOLINI Paolo	Porsche 911 GT3 CUP 992	1'39.528
35	77	NAVATTA Massimo	Porsche 911 GT3 CUP 992	1'41.610

SPEED

1	22	SLUTSKII Artem	Porsche 911 GT3 CUP 992	219,1
2	24	PAPADOPULOS Alexandre	Porsche 911 GT3 CUP 992	219,1
3	64	SELVA Livio	Porsche 911 GT3 CUP 992	219,1
4	8	LORENZO Jorge	Porsche 911 GT3 CUP 992	219,1
5	89	HAN Huilin	Porsche 911 GT3 CUP 992	218,6
6	21	BERTONELLI Diego	Porsche 911 GT3 CUP 992	218,2
7	70	GIORGI Gianluca	Porsche 911 GT3 CUP 992	218,2
8	55	INTRONA Ilarione	Porsche 911 GT3 CUP 992	218,2
9	51	GNEMMI Paolo	Porsche 911 GT3 CUP 992	218,2
10	30	STRIGNANO Benedetto	Porsche 911 GT3 CUP 992	218,2
11	15	FESTANTE Aldo	Porsche 911 GT3 CUP 992	218,2
12	2	SLUTSKII Zakhar	Porsche 911 GT3 CUP 992	218,2
13	32	QUARESMINI Gianmarco	Porsche 911 GT3 CUP 992	218,2
14	14	AGOSTINI Riccardo	Porsche 911 GT3 CUP 992	217,7
15	28	AMATI Giorgio	Porsche 911 GT3 CUP 992	217,7
16	16	LEVI Ariel	Porsche 911 GT3 CUP 992	217,3
17	3	CERQUI Alberto	Porsche 911 GT3 CUP 992	217,3
18	17	FULGENZI Enrico	Porsche 911 GT3 CUP 992	217,3
19	52	DE AMICIS Alberto	Porsche 911 GT3 CUP 992	217,3
20	60	GALASSI Marco	Porsche 911 GT3 CUP 992	217,3
21	67	DE GIACOMI Alex	Porsche 911 GT3 CUP 992	217,3
22	69	MONTAGNESE Massimiliano	Porsche 911 GT3 CUP 992	217,3
23	79	ZELGER Johannes	Porsche 911 GT3 CUP 992	217,3
24	11	CAGLIONI Leonardo	Porsche 911 GT3 CUP 992	217,3
25	6	GUIRRETI Giuseppe	Porsche 911 GT3 CUP 992	217,3
26	9	FONTANA Andrea	Porsche 911 GT3 CUP 992	216,9
27	50	FENICI Francesco Maria	Porsche 911 GT3 CUP 992	216,9
28	38	IAQUINTA Simone	Porsche 911 GT3 CUP 992	216,9
29	27	BRASCHI Francesco	Porsche 911 GT3 CUP 992	216,9
30	25	TEN VOORDE Larry	Porsche 911 GT3 CUP 992	216,9
31	23	MALUCELLI Matteo	Porsche 911 GT3 CUP 992	216,9
32	10	ARMANNI Pietro	Porsche 911 GT3 CUP 992	216,9
33	12	MASTERS Keagan	Porsche 911 GT3 CUP 992	216,9
34	77	NAVATTA Massimo	Porsche 911 GT3 CUP 992	216,4
35	66	VENEROSI PESCIOLINI Paolo	Porsche 911 GT3 CUP 992	216,0

SEG. 1

1	23	MALUCELLI Matteo	24.974
2	25	TEN VOORDE Larry	25.016
3	12	MASTERS Keagan	25.038
4	3	CERQUI Alberto	25.090
5	38	IAQUINTA Simone	25.091
6	16	LEVI Ariel	25.095
7	21	BERTONELLI Diego	25.095
8	28	AMATI Giorgio	25.105
9	8	LORENZO Jorge	25.160
10	14	AGOSTINI Riccardo	25.184
11	32	QUARESMINI Gianmarco	25.190
12	22	SLUTSKII Artem	25.209
13	15	FESTANTE Aldo	25.231
14	10	ARMANNI Pietro	25.242
15	2	SLUTSKII Zakhar	25.243
16	17	FULGENZI Enrico	25.263
17	11	CAGLIONI Leonardo	25.286
18	9	FONTANA Andrea	25.368
19	70	GIORGI Gianluca	25.458
20	30	STRIGNANO Benedetto	25.484
21	27	BRASCHI Francesco	25.485
22	6	GUIRRETI Giuseppe	25.502
23	50	FENICI Francesco Maria	25.513
24	51	GNEMMI Paolo	25.553
25	67	DE GIACOMI Alex	25.576
26	24	PAPADOPULOS Alexand	25.705
27	64	SELVA Livio	25.713
28	52	DE AMICIS Alberto	25.726
29	69	MONTAGNESE Massimil	25.814
30	79	ZELGER Johannes	25.863
31	55	INTRONA Ilarione	25.933
32	60	GALASSI Marco	25.950
33	89	HAN Huilin	26.023
34	66	VENEROSI PESCIOLIN	26.135
35	77	NAVATTA Massimo	26.776

SEG. 2

1	3	CERQUI Alberto	22.428
2	25	TEN VOORDE Larry	22.429
3	17	FULGENZI Enrico	22.456
4	21	BERTONELLI Diego	22.478
5	23	MALUCELLI Matteo	22.508
6	28	AMATI Giorgio	22.516
7	38	IAQUINTA Simone	22.518
8	14	AGOSTINI Riccardo	22.545
9	16	LEVI Ariel	22.545
10	22	SLUTSKII Artem	22.560
11	12	MASTERS Keagan	22.562
12	15	FESTANTE Aldo	22.606
13	11	CAGLIONI Leonardo	22.619
14	9	FONTANA Andrea	22.632
15	30	STRIGNANO Benedetto	22.640
16	8	LORENZO Jorge	22.650
17	32	QUARESMINI Gianmarco	22.660
18	67	DE GIACOMI Alex	22.693
19	24	PAPADOPULOS Alexand	22.708
20	2	SLUTSKII Zakhar	22.718
21	10	ARMANNI Pietro	22.719
22	52	DE AMICIS Alberto	22.766
23	70	GIORGI Gianluca	22.807
24	6	GUIRRETI Giuseppe	22.850
25	51	GNEMMI Paolo	22.858
26	27	BRASCHI Francesco	22.889
27	79	ZELGER Johannes	22.911
28	50	FENICI Francesco Maria	22.940
29	69	MONTAGNESE Massimil	22.949
30	64	SELVA Livio	22.972
31	55	INTRONA Ilarione	22.977
32	89	HAN Huilin	23.087
33	60	GALASSI Marco	23.208
34	66	VENEROSI PESCIOLIN	23.409
35	77	NAVATTA Massimo	23.676

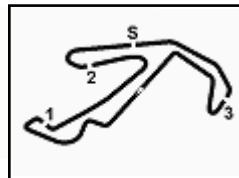
SEG. 3

1	2	SLUTSKII Zakhar	26.587
2	12	MASTERS Keagan	26.597
3	25	TEN VOORDE Larry	26.613
4	32	QUARESMINI Gianmarco	26.620
5	14	AGOSTINI Riccardo	26.625
6	15	FESTANTE Aldo	26.631
7	16	LEVI Ariel	26.640
8	9	FONTANA Andrea	26.642
9	23	MALUCELLI Matteo	26.643
10	38	IAQUINTA Simone	26.655
11	22	SLUTSKII Artem	26.675
12	8	LORENZO Jorge	26.676
13	3	CERQUI Alberto	26.680
14	28	AMATI Giorgio	26.692
15	21	BERTONELLI Diego	26.708
16	11	CAGLIONI Leonardo	26.721
17	17	FULGENZI Enrico	26.730
18	30	STRIGNANO Benedetto	26.796
19	27	BRASCHI Francesco	26.829
20	52	DE AMICIS Alberto	26.834
21	10	ARMANNI Pietro	26.867
22	24	PAPADOPULOS Alexand	26.892
23	67	DE GIACOMI Alex	26.973
24	50	FENICI Francesco Maria	27.017
25	6	GUIRRETI Giuseppe	27.024
26	51	GNEMMI Paolo	27.099
27	64	SELVA Livio	27.172
28	79	ZELGER Johannes	27.179
29	70	GIORGI Gianluca	27.257
30	69	MONTAGNESE Massimil	27.323
31	55	INTRONA Ilarione	27.344
32	89	HAN Huilin	27.411
33	66	VENEROSI PESCIOLIN	27.550
34	60	GALASSI Marco	27.617
35	77	NAVATTA Massimo	27.936

SEG. 4

1	25	TEN VOORDE Larry	20.965
2	22	SLUTSKII Artem	21.002
3	16	LEVI Ariel	21.016
4	12	MASTERS Keagan	21.041
5	38	IAQUINTA Simone	21.054
6	10	ARMANNI Pietro	21.062
7	21	BERTONELLI Diego	21.073
8	3	CERQUI Alberto	21.085
9	23	MALUCELLI Matteo	21.098
10	28	AMATI Giorgio	21.103
11	30	STRIGNANO Benedetto	21.150
12	14	AGOSTINI Riccardo	21.181
13	11	CAGLIONI Leonardo	21.199
14	32	QUARESMINI Gianmarco	21.205
15	15	FESTANTE Aldo	21.216
16	2	SLUTSKII Zakhar	21.219
17	17	FULGENZI Enrico	21.222
18	9	FONTANA Andrea	21.228
19	8	LORENZO Jorge	21.294
20	51	GNEMMI Paolo	21.304
21	27	BRASCHI Francesco	21.332
22	6	GUIRRETI Giuseppe	21.420
23	24	PAPADOPULOS Alexand	21.425
24	52	DE AMICIS Alberto	21.446
25	67	DE GIACOMI Alex	21.507
26	50	FENICI Francesco Maria	21.532
27	64	SELVA Livio	21.592
28	55	INTRONA Ilarione	21.607
29	60	GALASSI Marco	21.629
30	69	MONTAGNESE Massimil	21.694
31	70	GIORGI Gianluca	21.694
32	79	ZELGER Johannes	21.782
33	66	VENEROSI PESCIOLIN	21.909
34	89	HAN Huilin	22.037
35	77	NAVATTA Massimo	22.516





Misano Porsche Festival, 7-8 Ottobre 2023
Porsche Carrera Cup Italia - Ideal Time Qualifiche

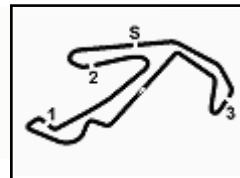
Misano Circuit Sic 58 4.226 m
1 / 2

Num. Conduattore	Auto	Seg. 1	Seg. 2	Seg. 3	Seg. 4	Ideal Time			
		Diff. 1	Diff. 2	Diff. 3	Diff. 4	Miglior Giro	Pos.	Diff.	
1	25 TEN VOORDE L. (NLD)	Porsche 911 GT3 CUP 992	25.016	22.429 +0.020	26.613	20.965	1'35.023 1'35.043	1	0.020
2	23 MALUCELLI M. (ITA)	Porsche 911 GT3 CUP 992	24.974	22.508	26.643	21.098	1'35.223 1'35.223	2	
3	12 MASTERS K. (ZAF)	Porsche 911 GT3 CUP 992	25.038 +0.063	22.562 +0.055	26.597	21.041 +0.099	1'35.238 1'35.455	6	0.217
4	3 CERQUI A. (ITA)	Porsche 911 GT3 CUP 992	25.090	22.428 +0.008	26.680	21.085 +0.043	1'35.283 1'35.334	4	0.051
5	16 LEVI A. (ISR)	Porsche 911 GT3 CUP 992	25.095	22.545	26.640 +0.389	21.016 +0.152	1'35.296 1'35.837	11	0.541
6	38 IAQUINTA S. (ITA)	Porsche 911 GT3 CUP 992	25.091	22.518 +0.013	26.655	21.054	1'35.318 1'35.331	3	0.013
7	21 BERTONELLI D. (ITA)	Porsche 911 GT3 CUP 992	25.095 +0.022	22.478 +0.058	26.708 +0.003	21.073	1'35.354 1'35.437	5	0.083
8	28 AMATI G. (ITA)	Porsche 911 GT3 CUP 992	25.105 +0.052	22.516 +0.088	26.692 +0.023	21.103	1'35.416 1'35.579	8	0.163
9	22 SLUTSKII A. (ISR)	Porsche 911 GT3 CUP 992	25.209	22.560 +0.133	26.675	21.002	1'35.446 1'35.579	7	0.133
10	14 AGOSTINI R. (ITA)	Porsche 911 GT3 CUP 992	25.184	22.545 +0.017	26.625 +0.090	21.181 +0.039	1'35.535 1'35.681	9	0.146
11	17 FULGENZI E. (ITA)	Porsche 911 GT3 CUP 992	25.263 +0.067	22.456	26.730	21.222 +0.086	1'35.671 1'35.824	10	0.153
12	32 QUARESMINI G. (ITA)	Porsche 911 GT3 CUP 992	25.190 +0.078	22.660	26.620 +0.128	21.205	1'35.675 1'35.881	12	0.206
13	15 FESTANTE A. (ITA)	Porsche 911 GT3 CUP 992	25.231 +0.082	22.606 +0.028	26.631 +0.307	21.216	1'35.684 1'36.101	16	0.417
14	2 SLUTSKII Z. (ISR)	Porsche 911 GT3 CUP 992	25.243	22.718 +0.013	26.587	21.219 +0.179	1'35.767 1'35.959	13	0.192
15	8 LORENZO J. (ESP)	Porsche 911 GT3 CUP 992	25.160 +0.059	22.650 +0.060	26.676 +0.094	21.294 +0.025	1'35.780 1'36.018	14	0.238
16	11 CAGLIONI L. (ITA)	Porsche 911 GT3 CUP 992	25.286 +0.076	22.619 +0.096	26.721 +0.151	21.199	1'35.825 1'36.148	17	0.323
17	9 FONTANA A. (ITA)	Porsche 911 GT3 CUP 992	25.368	22.632 +0.035	26.642 +0.193	21.228	1'35.870 1'36.098	15	0.228
18	10 ARMANNI P. (ITA)	Porsche 911 GT3 CUP 992	25.242 +0.071	22.719 +0.208	26.867	21.062 +0.062	1'35.890 1'36.231	18	0.341
19	30 STRIGNANO B. (ITA)	Porsche 911 GT3 CUP 992	25.484 +0.053	22.640 +0.002	26.796	21.150 +0.278	1'36.070 1'36.403	19	0.333
20	27 BRASCHI F. (ITA)	Porsche 911 GT3 CUP 992	25.485 +0.089	22.889 +0.025	26.829 +0.020	21.332	1'36.535 1'36.669	20	0.134
21	24 PAPADOPULOS A. (USA)	Porsche 911 GT3 CUP 992	25.705 +0.001	22.708	26.892 +0.154	21.425	1'36.730 1'36.885	21	0.155
22	67 DE GIACOMI A. (ITA)	Porsche 911 GT3 CUP 992	25.576	22.693 +0.236	26.973 +0.010	21.507 +0.062	1'36.749 1'37.057	23	0.308
23	52 DE AMICIS A. (ITA)	Porsche 911 GT3 CUP 992	25.726 +0.097	22.766	26.834 +0.085	21.446	1'36.772 1'36.954	22	0.182
24	6 GUIRRERI G. (ITA)	Porsche 911 GT3 CUP 992	25.502 +0.351	22.850 +0.089	27.024 +0.115	21.420	1'36.796 1'37.351	25	0.555
25	51 GNEMMI P. (ITA)	Porsche 911 GT3 CUP 992	25.553	22.858 +0.024	27.099 +0.105	21.304 +0.180	1'36.814 1'37.123	24	0.309
26	50 FENICI F. (ITA)	Porsche 911 GT3 CUP 992	25.513 +0.201	22.940	27.017 +0.101	21.532 +0.071	1'37.002 1'37.375	26	0.373
27	70 GIORGI G. (ITA)	Porsche 911 GT3 CUP 992	25.458	22.807	27.257	21.694 +0.529	1'37.216 1'37.745	27	0.529
28	64 SELVA L. (ITA)	Porsche 911 GT3 CUP 992	25.713 +0.208	22.972 +0.004	27.172 +0.397	21.592	1'37.449 1'38.058	29	0.609
29	79 ZELGER J. (ITA)	Porsche 911 GT3 CUP 992	25.863	22.911 +0.149	27.179 +0.316	21.782 +0.061	1'37.735 1'38.261	30	0.526
30	69 MONTAGNESE M. (ITA)	Porsche 911 GT3 CUP 992	25.814	22.949 +0.101	27.323 +0.298	21.694 +0.485	1'37.780 1'38.664	32	0.884
31	55 INTRONA I. (ITA)	Porsche 911 GT3 CUP 992	25.933 +0.053	22.977	27.344 +0.132	21.607	1'37.861 1'38.046	28	0.185
32	60 GALASSI M. (SMR)	Porsche 911 GT3 CUP 992	25.950	23.208 +0.090	27.617	21.629	1'38.404 1'38.494	31	0.090
33	89 HAN H. (CHN)	Porsche 911 GT3 CUP 992	26.023	23.087 +0.178	27.411 +0.205	22.037	1'38.558 1'38.941	33	0.383

07/10/2023

Powered by FICr PERUGIA TIMING



PORSCHE**CARRERA CUP
ITALIA****3.3**
Misano Porsche Festival, 7-8 Ottobre 2023
Porsche Carrera Cup Italia - Ideal Time Qualifiche

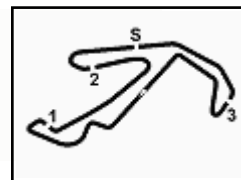
 Misano Circuit Sic 58 4.226 m
 2 / 2

Num. Conduttore	Auto	Seg. 1	Seg. 2	Seg. 3	Seg. 4	Ideal Time			
		Diff. 1	Diff. 2	Diff. 3	Diff. 4	Miglior Giro	Pos.	Diff.	
34	66 VENEROSI PESCIOLIN	Porsche 911 GT3 CUP 992	26.135	23.409 +0.199	27.550 +0.196	21.909 +0.130	1'39.003		
35	77 NAVATTA M. (ITA)	Porsche 911 GT3 CUP 992	26.776 +0.190	23.676 +0.110	27.936 +0.183	22.516 +0.223	1'40.904	34	0.525
Ideal Time Assoluto			24.974	22.428	26.587	20.965	1'34.954		

07/10/2023

Powered by FICr PERUGIA TIMING





2 Z. SLUTSKII (1'35.959)

Giro	Seg.1	Seg.2	Seg.3	Seg.4	T. Giro	km/h	Local Time
1		32.481	34.596	36.910	131,9	12:18'09.593	
2	2'57.981	25.516	28.178	21.860	4'13.535P	211,8	12:22'23.128
3	26.416	22.960	27.633	21.646	1'38.655C	217,3	12:24'01.783
4	25.243	22.731	26.587	21.398	1'35.959	217,3	12:25'37.742
5	25.824	22.896	26.997	21.565	1'37.282	218,2	12:27'15.024
6	25.441	22.773	28.657	22.954	1'39.825	218,2	12:28'54.849
7	25.582	22.837	27.833	32.902	1'49.154CP	217,7	12:30'44.003
8	8'13.249	27.445	34.014	23.131	9'37.839P	120,3	12:40'21.842
9	27.720	23.753	27.916	21.560	1'40.949	214,3	12:42'02.791
10	25.463	22.724	26.907	21.229	1'36.323	217,3	12:43'39.114
11	25.460	22.718	26.766	21.335	1'36.279	217,7	12:45'15.393
12	25.425	22.732	26.928	21.219	1'36.304	217,7	12:46'51.697
13	25.420	22.771	32.245	33.673	1'54.109P	197,1	12:48'45.806

8	30.429	25.055	35.620	1'11.652	2'42.756CP	215,1	12:52'23.823
9	2'44.785	26.404	29.622	30.771	4'11.582P	188,2	12:56'35.405
10	25.160	22.729	26.774	22.145	1'36.808C	218,6	12:58'12.213
11	25.390	22.650	26.676	21.372	1'36.088	219,1	12:59'48.301

9 A. FONTANA (1'36.098)

Giro	Seg.1	Seg.2	Seg.3	Seg.4	T. Giro	km/h	Local Time
1							12:15'51.579
2	56.412	29.675	34.681	26.551	2'27.319P	164,4	12:18'18.898
3	32.289	30.195	33.918	6'30.588	8'06.990P	172,0	12:26'25.888
4	50.796	29.929	32.603	22.126	2'15.454P	180,3	12:28'41.342
5	26.054	23.263	27.085	21.560	1'37.962	214,3	12:30'19.304
6	25.368	22.667	26.835	21.228	1'36.098	216,9	12:31'55.402
7	25.485	22.632	27.004	21.350	1'36.471C	216,4	12:33'31.873
8	25.584	22.736	27.004	21.372	1'36.696	216,0	12:35'08.569
9	25.612	22.830	27.063	21.416	1'36.921	215,6	12:36'45.490
10	25.740	22.732	27.948	1'34.524	2'50.944P	213,9	12:39'36.434
11	44.713	29.073	33.442	4'27.236	6'14.464P	157,0	12:45'50.898
12	55.917	27.715	32.410	32.285	2'28.327P	168,8	12:48'19.225
13	25.410	22.680	26.642	21.374	1'36.106C	216,4	12:49'55.331
14	38.137	34.050	41.317	2'52.489	4'45.993P	134,0	12:54'41.324
15	41.028	23.143	32.789	27.003	2'03.963P	213,0	12:56'45.287
16	25.458	22.858	26.733	21.283	1'36.332	216,0	12:58'21.619
17	26.388	23.341	28.507	39.892	1'58.128P	214,7	13:00'19.747

10 P. ARMANNI (1'36.231)

Giro	Seg.1	Seg.2	Seg.3	Seg.4	T. Giro	km/h	Local Time
1							12:26'38.886
2	53.605	28.824	32.607	23.928	2'18.964P	171,2	12:28'57.850
3	27.144	26.027	28.295	21.959	1'43.425	206,5	12:30'41.275
4	25.510	23.078	27.055	21.421	1'37.064	216,0	12:32'18.339
5	25.499	22.782	26.893	21.122	1'36.296	216,0	12:33'54.635
6	25.445	22.748	27.034	21.062	1'36.289	216,9	12:35'30.924
7	25.530	22.878	26.971	32.704	1'48.083P	215,6	12:37'19.007
8	9'00.057	27.702	29.219	22.990	10'19.968P	202,6	12:47'38.975
9	26.536	23.594	27.308	21.609	1'39.047	211,4	12:49'18.022
10	25.242	30.001	50.281	1'00.682	2'46.206CP	120,3	12:52'04.228
11	2'54.542	23.738	28.254	26.583	4'13.117P	210,9	12:56'17.345
12	25.313	22.927	26.867	21.124	1'36.231	216,4	12:57'53.576
13	25.398	22.719	26.901	24.618	1'39.636	216,0	12:59'33.212

11 L. CAGLIONI (1'36.148)

Giro	Seg.1	Seg.2	Seg.3	Seg.4	T. Giro	km/h	Local Time
1		27.654	33.095	24.402		184,6	12:29'11.522
2	28.674	24.406	29.790	23.647	1'46.517	209,3	12:30'58.039
3	26.247	23.293	27.297	21.777	1'38.614	214,7	12:32'36.653
4	25.286	22.619	26.838	21.496	1'36.239	216,9	12:34'12.892
5	25.544	23.784	30.114	21.554	1'40.996C	214,3	12:35'53.888
6	25.406	23.144	27.065	24.752	1'40.367	216,4	12:37'34.255
7	25.600	23.305	29.220	33.909	1'52.034P	212,6	12:39'26.289
8	5'41.447	28.132	31.616	23.164	7'04.359P	188,2	12:46'30.648
9	27.282	25.109	28.443	24.622	1'45.456	208,1	12:48'16.104
10	27.415	24.983	27.432	36.248	1'56.078CP	215,1	12:50'12.182
11	5'49.503	24.662	28.388	21.634	7'04.187P	213,4	12:57'16.369
12	25.311	22.689	26.721	21.732	1'36.453	217,3	12:58'52.822
13	25.362	22.715	26.872	21.199	1'36.148	216,9	13:00'28.970

8 J. LORENZO (1'36.018)

Giro	Seg.1	Seg.2	Seg.3	Seg.4	T. Giro	km/h	Local Time
1		30.331	36.224	23.125		184,6	12:30'24.842
2	26.581	23.436	27.106	21.659	1'38.782	217,3	12:32'03.624
3	25.219	22.710	26.770	21.319	1'36.018	218,2	12:33'39.642
4	25.450	22.680	26.754	21.294	1'36.178	218,2	12:35'15.820
5	25.352	22.765	26.796	34.062	1'48.975P	217,3	12:37'04.795
6	9'22.621	28.703	34.055	27.610	10'52.989P	212,6	12:47'57.784
7	26.385	25.776	27.745	23.377	1'43.283	214,7	12:49'41.067

12 K. MASTERS (1'35.455)

Giro	Seg.1	Seg.2	Seg.3	Seg.4	T. Giro	km/h	Local Time
1		28.698	32.616	23.761		160,0	12:28'57.116
2	27.372	25.947	28.158	21.627	1'43.104	211,8	12:30'40.220
3	25.326	22.819	26.855	21.263	1'36.263	216,0	12:32'16.483



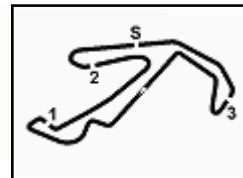
PORSCHE

CARRERA CUP ITALIA

Misano Porsche Festival, 7-8 Ottobre 2023

Porsche Carrera Cup Italia - Analisi Tempi Qualifiche

3.4



Misano Circuit Sic 58 4.226 m

2 / 6

	Giro	Seg.1	Seg.2	Seg.3	Seg.4	T. Giro	km/h	Local Time
4	25.101		22.617	26.597	21.140	1'35.455	216,9	12:33'51.938
5	25.038		22.662	26.782	21.164	1'35.646	216,9	12:35'27.584
6	26.271		24.285	29.903	34.505	1'54.964P	172,2	12:37'22.548
7	8'55.753		27.586	29.428	22.444	10'15.211P	203,0	12:47'37.759
8	26.338		23.851	27.596	21.712	1'39.497	212,2	12:49'17.256
9	25.171		30.127	50.388	58.939	2'44.625CP	121,5	12:52'01.881
10	3'56.560		25.275	28.368	21.802	5'12.005P	207,3	12:57'13.886
11	25.070		22.586	26.783	21.041	1'35.480	216,4	12:58'49.366
12	25.203		22.562	26.763	21.177	1'35.705	216,4	13:00'25.071

14 R. AGOSTINI (1'35.681)

Giro	Seg.1	Seg.2	Seg.3	Seg.4	T. Giro	km/h	Local Time
1		34.383	39.794	26.583		119,5	12:27'54.663
2	31.234	27.741	27.905	22.403	1'49.283	213,9	12:29'43.946
3	25.546	23.143	31.608	21.511	1'41.808	197,4	12:31'25.754
4	25.290	22.545	26.625	21.388	1'35.848C	216,9	12:33'01.602
5	25.189	22.640	26.684	21.330	1'35.843	217,7	12:34'37.445
6	25.949	25.809	31.149	32.755	1'55.662P	180,0	12:36'33.107
7	5'59.362	36.120	33.772	22.297	7'31.551P	150,0	12:44'04.658
8	26.482	23.410	27.279	21.556	1'38.727	216,0	12:45'43.385
9	25.184	22.562	26.715	21.220	1'35.681	216,9	12:47'19.066
10	30.308	29.684	28.494	22.818	1'51.304C	214,3	12:49'10.370
11	25.212	25.459	57.161	53.475	2'41.307CP	96,4	12:51'51.677
12	3'02.416	24.291	30.271	25.312	4'22.290P	208,9	12:56'13.967
13	25.304	22.637	26.704	21.198	1'35.843	216,9	12:57'49.810
14	25.324	22.581	26.665	21.181	1'35.751	217,7	12:59'25.561

15 A. FESTANTE (1'36.101)

Giro	Seg.1	Seg.2	Seg.3	Seg.4	T. Giro	km/h	Local Time
1							12:27'06.893
2	57.866	28.180	33.778	27.722	2'27.546P	189,1	12:29'34.431
3	29.531	26.487	34.136	25.763	1'55.917	163,6	12:31'30.356
4	26.274	23.537	27.592	22.334	1'39.737	214,7	12:33'10.093
5	25.231	22.702	26.738	21.445	1'36.116	218,2	12:34'46.209
6	25.796	22.671	27.082	21.781	1'37.330	217,3	12:36'23.539
7	25.328	22.652	26.827	21.542	1'36.349	218,2	12:37'59.888
8	25.288	22.670	27.386	3'05.729	4'21.073CP	216,9	12:42'20.961
9	46.783	27.921	32.274	22.691	2'09.669P	214,3	12:44'30.630
10	29.986	26.931	37.369	26.955	2'01.241	144,4	12:46'31.871
11	27.066	26.846	29.399	27.258	1'50.569	206,9	12:48'22.440
12	25.465	22.606	26.631	41.528	1'56.230CP	216,9	12:50'18.670
13	4'20.423	23.814	27.282	21.528	5'33.047P	214,7	12:55'51.717
14	25.440	22.664	26.847	21.210	1'36.161C	217,7	12:57'27.878
15	25.281	22.695	26.795	21.336	1'36.107C	218,2	12:59'03.985
16	25.313	22.634	26.938	21.216	1'36.101	217,3	13:00'40.086

16 A. LEVI (1'35.837)

Giro	Seg.1	Seg.2	Seg.3	Seg.4	T. Giro	km/h	Local Time
1		29.483	35.482	25.356		158,8	12:28'25.773
2	28.174	27.341	32.032	21.520	1'49.067	137,6	12:30'14.840
3	25.220	22.794	26.906	21.016	1'35.936	216,9	12:31'50.776
4	25.095	22.545	27.029	21.168	1'35.837	217,3	12:33'26.613
5	25.280	22.635	26.881	21.959	1'36.755	217,3	12:35'03.368
6	25.220	22.748	27.003	34.395	1'49.366P	216,0	12:36'52.734
7	7'32.382	27.032	32.256	23.715	8'55.385P	174,5	12:45'48.119
8	26.472	23.902	27.511	21.196	1'39.081	212,2	12:47'27.200
9	25.127	22.780	26.778	21.244	1'35.929C	216,4	12:49'03.129
10	25.268	23.554	59.214	43.655	2'31.691CP	78,1	12:51'34.820
11	3'16.592	25.788	32.656	39.013	4'54.049P	212,2	12:56'28.869
12	25.152	22.736	26.640	21.627	1'36.155C	217,3	12:58'05.024
13	25.699	23.846	26.922	21.523	1'37.990	217,3	12:59'43.014

17 E. FULGENZI (1'35.824)

Giro	Seg.1	Seg.2	Seg.3	Seg.4	T. Giro	km/h	Local Time
1							12:26'31.339
2	55.247	32.635	33.064	28.353	2'29.299P	196,4	12:29'00.638
3	29.354	28.764	33.347	24.000	1'55.465	168,0	12:30'56.103
4	25.668	22.951	26.897	21.222	1'36.738	216,9	12:32'32.841
5	26.114	22.732	26.762	24.023	1'39.631	216,4	12:34'12.472
6	25.602	22.496	28.024	22.080	1'38.202C	216,4	12:35'50.674
7	25.416	22.600	27.083	22.206	1'37.305	217,3	12:37'27.979
8	25.540	22.463	27.180	21.427	1'36.610	216,0	12:39'04.589
9	29.543	24.979	28.945	4'33.656	5'57.123P	212,6	12:45'01.712
10	52.395	27.061	29.334	23.552	2'12.342P	212,2	12:47'14.054
11	26.674	25.046	34.133	22.735	1'48.588	190,5	12:49'02.642
12	25.263	23.354	58.675	42.859	2'30.151CP	82,3	12:51'32.793
13	3'17.291	24.926	31.212	23.244	4'36.673P	188,2	12:56'09.466
14	25.330	22.456	26.730	21.308	1'35.824	216,4	12:57'45.290
15	25.375	22.477	27.153	22.740	1'37.745	214,7	12:59'23.035

21 D. BERTONELLI (1'35.437)

Giro	Seg.1	Seg.2	Seg.3	Seg.4	T. Giro	km/h	Local Time
1		35.119	35.815	24.880		110,9	12:28'09.912
2	27.791	24.381	27.833	21.989	1'41.994	208,5	12:29'51.906
3	25.312	22.603	26.952	21.261	1'36.128	217,3	12:31'28.034
4	25.180	22.850	26.876	22.054	1'36.960C	217,3	12:33'04.994
5	25.470	22.718	26.857	39.859	1'54.904P	218,2	12:34'59.898
6	4'56.699	38.141	33.526	24.801	6'33.167P	131,9	12:41'33.065
7	27.506	24.600	27.920	21.493	1'41.519	198,5	12:43'14.584
8	25.117	22.536	26.711	21.073	1'35.437	216,9	12:44'50.021
9	25.095	22.684	26.712	21.166	1'35.657	217,7	12:46'25.678
10	27.028	23.726	27.392	21.448	1'39.594	216,0	12:48'05.272
11	25.258	22.825	28.557	27.065	1'43.705C	216,9	12:49'48.977
12	33.194	28.173	36.272	1'05.906	2'43.545CP	162,9	12:52'32.522
13	2'38.435	23.965	27.790	29.532	3'59.722P	213,4	12:56'32.244
14	25.548	22.478	26.708	22.220	1'36.954	217,7	12:58'09.198
15	25.378	22.535	26.907	48.988	2'03.808P	217,7	13:00'13.006

22 A. SLUTSKII (1'35.579)

Giro	Seg.1	Seg.2	Seg.3	Seg.4	T. Giro	km/h	Local Time
1		35.526	39.478	43.259		92,4	12:18'36.409
2	2'19.392	24.751	28.529	21.875	3'34.547P	211,8	12:22'10.956
3	25.514	22.810	26.891	21.138	1'36.353	217,3	12:23'47.309
4	25.451	22.967	26.740	21.331	1'36.489	217,7	12:25'23.798
5	25.564	22.823	26.833	21.146	1'36.366	217,7	12:27'00.164
6	28.359	25.306	28.321	28.863	1'50.849	213,9	12:28'51.013
7	25.675	22.837	26.770	21.230	1'36.512C	217,3	12:30'27.525
8	25.488	22.791	26.944	34.978	1'50.201CP	219,1	12:32'17.726
9	6'34.822	26.424	32.368	21.785	7'55.399P	144,4	12:40'13.125
10	25.338	22.782	26.830	21.325	1'36.275	216,4	12:41'49.400
11	25.209	22.693	26.675	21.002	1'35.579	217,3	12:43'24.979
12	25.361	22.752	26.811	21.089	1'36.013C	217,7	12:45'00.992
13	31.110	27.345	27.521	21.339	1'47.315	216,4	12:46'48.307
14	25.342	22.560	26.703	21.212	1'35.817	218,2	12:48'24.124
15	25.613	23.160	27.578	44.915	2'01.266CP	216,9	12:50'25.390
16	5'25.581	24.070	27.725	21.557	6'38.933P	213,4	12:57'04.323
17	25.271	22.631	26.743	21.409	1'36.054	216,9	12:58'40.377
18	26.921	24.804	29.356	35.968	1'57.049P	212,6	13:00'37.426

23 M. MALUCELLI (1'35.223)

Giro	Seg.1	Seg.2	Seg.3	Seg.4	T. Giro	km/h	Local Time
1		35.358	33.225	25.687		184,3	12:28'18.758
2	30.763	24.513	27.793	21.600	1'44.669	211,8	12:30'03.427
3	25.174	22.821	26.663	21.252	1'35.910	216,9	12:31'39.337
4	25.241	22.589	26.710	21.186	1'35.726	216,9	12:33'15.063

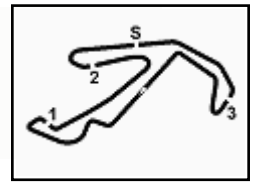
07/10/2023

P = Box In/Out - C = Tempo Invalidato

Powered by FICr PERUGIA TIMING



**Misano Porsche Festival, 7-8 Ottobre 2023
Porsche Carrera Cup Italia - Analisi Tempi Qualifiche**



Misano Circuit Sic 58 4.226 m

Giro	Seg.1	Seg.2	Seg.3	Seg.4	T. Giro	km/h	Local Time
5	25.204	22.629	26.719	21.290	1'35.842	216,9	12:34'50.905
6	25.226	22.704	26.794	21.280	1'36.004	216,9	12:36'26.909
7	26.280	24.066	30.281	37.604	1'58.231P	201,5	12:38'25.140
8	8'43.432	26.162	29.615	22.680	10'01.889P	195,3	12:48'27.029
9	26.277	23.892	27.396	42.997	2'00.562CP	214,3	12:50'27.591
10	4'10.943	23.576	27.230	21.359	5'23.108P	213,4	12:55'50.699
11	25.072	22.540	26.727	21.137	1'35.476	216,0	12:57'26.175
12	24.974	22.508	26.643	21.098	1'35.223	216,4	12:59'01.398
13	25.105	22.651	26.810	21.475	1'36.041	216,4	13:00'37.439

28 G. AMATI (1'35.579)							
Giro	Seg.1	Seg.2	Seg.3	Seg.4	T. Giro	km/h	Local Time
1							12:26'54.790
2	54.318	28.313	35.075	27.691	2'25.397P	181,8	12:29'20.187
3	28.904	27.173	32.347	27.046	1'55.470	187,5	12:31'15.657
4	29.631	24.349	28.249	21.740	1'43.969	213,4	12:32'59.626
5	25.105	22.598	26.692	21.713	1'36.108	217,7	12:34'35.734
6	25.107	22.516	26.782	21.228	1'35.633	217,7	12:36'11.367
7	25.329	22.577	26.775	21.207	1'35.888	216,4	12:37'47.255
8	25.199	22.520	26.873	3'11.307	4'25.899P	217,3	12:42'13.154
9	49.902	28.007	33.338	24.031	2'15.278P	179,1	12:44'28.432
10	28.299	29.171	36.991	25.541	2'00.002	150,0	12:46'28.434
11	25.530	23.408	28.638	21.382	1'38.958	213,4	12:48'07.392
12	25.322	22.518	27.571	31.910	1'47.321C	217,3	12:49'54.713
13	33.989	30.843	36.947	2'53.764	4'35.543P	176,2	12:54'30.256
14	41.877	23.436	28.020	30.483	2'03.816P	216,4	12:56'34.072
15	25.385	22.567	27.326	21.429	1'36.707C	216,9	12:58'10.779
16	25.157	22.604	26.715	21.103	1'35.579	217,7	12:59'46.358

24 A. PAPADOPULOS (1'36.885)							
Giro	Seg.1	Seg.2	Seg.3	Seg.4	T. Giro	km/h	Local Time
1		32.068	36.415	30.968		153,0	12:27'00.299
2	29.537	25.167	28.193	28.959	1'51.856	215,6	12:28'52.155
3	25.824	22.930	27.008	21.987	1'37.749	216,9	12:30'29.904
4	25.706	22.708	27.046	21.425	1'36.885	218,2	12:32'06.789
5	25.776	22.953	27.291	21.808	1'37.828	217,3	12:33'44.617
6	26.349	24.728	28.437	32.870	1'52.384CP	215,1	12:35'37.001
7	8'56.597	25.652	29.882	23.507	10'15.638P	212,6	12:45'52.639
8	29.397	25.974	29.517	22.839	1'47.727	213,0	12:47'40.366
9	26.856	23.353	27.270	21.691	1'39.170	217,3	12:49'19.536
10	25.677	29.607	49.992	1'01.406	2'46.682CP	125,0	12:52'06.218
11	2'54.736	23.350	29.050	28.580	4'15.716P	215,6	12:56'21.934
12	25.784	22.714	27.204	21.605	1'37.307	219,1	12:57'59.241
13	25.705	22.835	26.892	21.520	1'36.952	217,3	12:59'36.193

30 B. STRIGNANO (1'36.403)							
Giro	Seg.1	Seg.2	Seg.3	Seg.4	T. Giro	km/h	Local Time
1			32.785	32.677	25.309	200,4	12:23'18.688
2	29.890	24.930	28.427	26.117	1'49.364	212,2	12:25'08.052
3	25.664	22.713	26.818	21.289	1'36.484	216,0	12:26'44.536
4	25.686	22.782	27.064	21.402	1'36.934	217,3	12:28'21.470
5	25.577	22.721	27.203	21.609	1'37.110C	216,4	12:29'58.580
6	25.511	22.759	26.975	33.732	1'48.977P	216,0	12:31'47.557
7	10'17.609	27.188	30.162	25.023	11'39.982P	210,5	12:43'27.539
8	27.587	24.957	28.092	21.448	1'42.084	213,9	12:45'09.623
9	25.484	22.797	26.909	21.256	1'36.446	216,0	12:46'46.069
10	25.503	22.814	26.973	22.301	1'37.591	216,4	12:48'23.660
11	25.564	22.640	26.816	42.079	1'57.099CP	218,2	12:50'20.759
12	4'31.436	26.593	30.293	25.453	5'53.775P	215,1	12:56'14.534
13	25.604	22.852	26.831	21.150	1'36.437	217,3	12:57'50.971
14	25.537	22.642	26.796	21.428	1'36.403	217,7	12:59'27.374

25 L. TEN VOORDE (1'35.043)							
Giro	Seg.1	Seg.2	Seg.3	Seg.4	T. Giro	km/h	Local Time
1							12:26'29.773
2	54.696	33.536	31.069	26.362	2'25.663P	190,5	12:28'55.436
3	28.800	33.823	32.946	24.479	2'00.048	177,0	12:30'55.484
4	25.286	22.570	26.744	21.121	1'35.721	216,9	12:32'31.205
5	25.075	22.445	26.713	21.222	1'35.455	216,9	12:34'06.660
6	25.719	24.166	27.225	21.205	1'38.315	216,0	12:35'44.975
7	25.931	26.036	28.514	25.113	1'45.594	214,3	12:37'30.569
8	25.130	22.429	26.825	21.225	1'35.609	216,9	12:39'06.178
9	27.002	24.055	27.491	4'35.415	5'53.963P	216,4	12:45'00.141
10	52.878	25.733	28.587	22.731	2'09.929P	212,2	12:47'10.070
11	26.696	27.483	35.025	22.641	1'51.845	198,2	12:49'01.915
12	25.068	23.449	58.510	41.649	2'28.676CP	80,5	12:51'30.591
13	3'18.983	24.796	31.188	22.979	4'37.946P	186,5	12:56'08.537
14	25.016	22.449	26.613	20.965	1'35.043	216,0	12:57'43.580
15	25.092	22.441	26.770	21.038	1'35.341	216,0	12:59'18.921

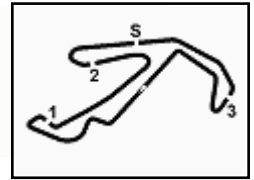
32 G. QUARESMINI (1'35.881)							
Giro	Seg.1	Seg.2	Seg.3	Seg.4	T. Giro	km/h	Local Time
1							12:26'47.012
2	50.664	30.644	33.841	26.010	2'21.159P	153,4	12:29'08.171
3	30.117	25.821	29.437	23.852	1'49.227	203,0	12:30'57.398
4	25.705	22.885	26.620	21.438	1'36.648	216,9	12:32'34.046
5	25.494	22.738	26.673	21.385	1'36.290	218,2	12:34'10.336
6	25.268	22.660	26.748	21.205	1'35.881	217,7	12:35'46.217
7	25.950	23.179	28.956	8'07.903	9'25.988P	216,4	12:45'12.205
8	47.003	26.253	30.398	24.598	2'08.252P	195,7	12:47'20.457
9	26.361	24.192	30.596	26.576	1'47.725	190,1	12:49'08.182
10	25.190	24.470	57.461	48.001	2'35.122CP	88,2	12:51'43.304
11	3'09.191	23.795	30.965	24.445	4'28.396P	191,2	12:56'11.700
12	25.220	22.767	26.815	21.236	1'36.038	216,0	12:57'47.738
13	25.447	22.816	26.645	21.636	1'36.544	217,3	12:59'24.282

27 F. BRASCHI (1'36.669)							
Giro	Seg.1	Seg.2	Seg.3	Seg.4	T. Giro	km/h	Local Time
1							12:25'09.610
2	48.701	34.153	39.710	28.135	2'30.699P	100,7	12:27'40.309
3	29.677	25.154	29.284	23.863	1'47.978	210,9	12:29'28.287
4	29.246	24.032	28.264	27.909	1'49.451	211,8	12:31'17.738
5	26.314	23.478	27.374	21.745	1'38.911C	216,9	12:32'56.649
6	25.485	22.926	27.443	21.676	1'37.530	216,9	12:34'34.179
7	25.618	22.893	28.800	22.169	1'39.480	174,2	12:36'13.659
8	25.937	22.948	27.068	4'15.291	5'31.244P	216,0	12:41'44.903
9	49.675	35.703	34.519	25.310	2'25.207P	133,3	12:44'10.110
10	28.346	24.623	28.392	22.737	1'44.098	211,8	12:45'54.208
11	27.199	24.248	27.611	22.377	1'41.435	215,1	12:47'35.643
12	25.574	22.914	26.849	21.332	1'36.669	216,0	12:49'12.312
13	26.202	28.606	52.326	55.518	2'42.652CP	127,5	12:51'54.964
14	3'03.201	24.667	29.716	27.681	4'25.265P	213,9	12:56'20.229
15	25.593	23.031	26.829	21.780	1'37.233	216,9	12:57'57.462
16	25.576	22.889	27.030	21.536	1'37.031	216,0	12:59'34.493

38 S. IAQUINTA (1'35.331)							
Giro	Seg.1	Seg.2	Seg.3	Seg.4	T. Giro	km/h	Local Time
1			27.792	29.977	23.526	197,4	12:29'50.145
2	29.462	24.717	31.888	32.078	1'58.145	194,6	12:31'48.290
3	25.227	22.742	26.809	21.088	1'35.866	216,0	12:33'24.156
4	29.498	31.368	31.717	22.745	1'55.328	195,3	12:35'19.484
5	25.091	22.531	26.655	21.054	1'35.331	216,9	12:36'54.815
6	26.889	25.118	29.339	33.906	1'55.252P	191,8	12:38'50.067
7	7'57.718	31.923	29.137	22.763	9'21.541CP	209,7	12:48'11.608
8	26.558	36.117	33.065	43.538	2'19.278CP	171,4	12:50'30.886
9	4'10.129	23.437	28.248	23.342	5'25.156P	215,1	12:55'56.042



Misano Porsche Festival, 7-8 Ottobre 2023
Porsche Carrera Cup Italia - Analisi Tempi Qualifiche



Misano Circuit Sic 58 4.226 m

10	25.091	22.903	26.697	21.110	1'35.801	215,6	12:57'31.843
11	26.411	23.732	27.251	21.249	1'38.643	215,6	12:59'10.486
12	25.140	22.518	26.763	21.133	1'35.554	216,4	13:00'46.040

5	26.018	23.224	27.434	21.822	1'38.498	217,3	12:24'30.439
6	26.027	23.124	27.468	21.865	1'38.484	216,9	12:26'08.923
7	25.986	22.977	27.476	21.607	1'38.046	218,2	12:27'46.969
8	27.618	23.811	28.393	35.999	1'55.821P	216,9	12:29'42.790
9	5'04.134	28.049	31.644	28.791	6'32.618P	190,1	12:36'15.408
10	28.574	25.774	32.106	22.575	1'49.029	182,4	12:38'04.437
11	26.216	24.018	27.539	21.819	1'39.592C	217,7	12:39'44.029
12	25.933	23.306	27.582	21.668	1'38.489	216,4	12:41'22.518
13	26.024	23.221	27.396	21.737	1'38.378C	217,3	12:43'00.896
14	25.965	23.190	27.344	21.684	1'38.183	216,9	12:44'39.079
15	26.573	23.617	28.353	36.434	1'54.977P	215,1	12:46'34.056

50 F. FENICI (1'37.375)							
Giro	Seg.1	Seg.2	Seg.3	Seg.4	T. Giro	km/h	Local Time
1							12:16'41.668
2	51.862	29.575	34.869	27.404	2'23.710P	171,2	12:19'05.378
3	30.163	24.946	29.132	23.117	1'47.358	214,3	12:20'52.736
4	26.600	23.510	27.339	21.752	1'39.201	216,0	12:22'31.937
5	25.547	23.104	27.017	22.174	1'37.842	216,0	12:24'09.779
6	25.842	23.378	28.089	22.380	1'39.689	215,1	12:25'49.468
7	25.863	23.179	27.194	21.601	1'37.837	216,0	12:27'27.305
8	25.696	22.998	27.330	21.567	1'37.591	216,9	12:29'04.896
9	25.660	23.329	29.052	4'22.424	5'40.465CP	213,9	12:34'45.361
10	51.156	29.042	34.171	24.719	2'19.088P	189,5	12:37'04.449
11	28.907	25.061	29.183	22.309	1'45.460	213,4	12:38'49.909
12	26.014	23.117	27.131	21.559	1'37.821	215,6	12:40'27.730
13	25.714	22.940	27.118	21.603	1'37.375	215,1	12:42'05.105
14	25.656	22.982	27.128	22.180	1'37.946	216,4	12:43'43.051
15	25.761	22.976	27.276	21.650	1'37.663	216,9	12:45'20.714
16	25.513	23.041	27.389	21.532	1'37.475	216,0	12:46'58.189
17	25.626	23.056	39.720	11'37.969	13'06.371CP	134,3	13:00'04.560

60 M. GALASSI (1'38.494)							
Giro	Seg.1	Seg.2	Seg.3	Seg.4	T. Giro	km/h	Local Time
1							12:18'03.905
2	31.246	28.003	33.118	23.465	1'55.832	177,0	12:19'59.737
3	27.123	24.196	28.296	22.262	1'41.877	214,7	12:21'41.614
4	26.214	23.443	27.706	22.279	1'39.642	215,6	12:23'21.256
5	26.337	23.303	27.835	21.873	1'39.348	214,3	12:25'00.604
6	26.122	23.437	27.639	21.961	1'39.159	214,7	12:26'39.763
7	27.964	28.343	33.493	37.544	2'07.344P	204,5	12:28'47.107
8	7'17.700	26.778	32.168	32.364	8'49.010P	210,5	12:37'36.117
9	28.678	24.543	29.040	22.526	1'44.787	214,7	12:39'20.904
10	26.474	23.677	27.653	22.222	1'40.026	217,3	12:41'00.930
11	26.249	23.452	27.788	22.047	1'39.536	215,1	12:42'40.466
12	26.311	23.391	27.802	22.103	1'39.607	215,1	12:44'20.073
13	26.094	23.367	27.878	21.828	1'39.167	213,9	12:45'59.240
14	26.492	23.208	27.786	22.558	1'40.044	216,9	12:47'39.284
15	28.935	23.570	27.831	21.928	1'42.264	216,9	12:49'21.548
16	26.213	29.621	48.745	1'04.107	2'48.686CP	152,5	12:52'10.234
17	2'52.664	23.914	28.766	27.211	4'12.555P	215,1	12:56'22.789
18	26.535	23.325	27.779	22.159	1'39.798	215,6	12:58'02.587
19	25.950	23.298	27.617	21.629	1'38.494	216,0	12:59'41.081

51 P. GNEMMI (1'37.123)							
Giro	Seg.1	Seg.2	Seg.3	Seg.4	T. Giro	km/h	Local Time
1							12:15'32.553
2	57.087	34.019	40.921	23.793	2'35.820P	103,1	12:18'08.373
3	27.307	24.580	27.993	22.267	1'42.147	213,4	12:19'50.520
4	26.904	23.284	27.969	21.688	1'39.845	214,3	12:21'30.365
5	26.115	22.942	27.316	21.668	1'38.041	217,7	12:23'08.406
6	25.696	22.943	27.275	21.509	1'37.423	216,4	12:24'45.829
7	26.095	22.858	27.439	21.516	1'37.908	216,9	12:26'23.737
8	26.476	23.751	28.444	9'09.273	10'27.944P	215,6	12:36'51.681
9	48.113	29.091	38.356	23.306	2'18.866P	140,8	12:39'10.547
10	27.137	27.583	30.696	23.967	1'49.383	217,7	12:40'59.930
11	28.749	24.998	28.517	23.946	1'46.210	213,0	12:42'46.140
12	25.859	22.960	27.099	21.304	1'37.222	216,9	12:44'23.362
13	25.553	22.882	27.204	21.484	1'37.123	218,2	12:46'00.485
14	27.949	23.863	28.096	1'34.635	2'54.543P	217,7	12:48'55.028
15	44.355	28.995	53.043	57.228	3'03.621CP	130,6	12:51'58.649
16	3'01.032	23.898	31.935	29.584	4'26.449P	207,3	12:56'25.098
17	26.316	23.547	27.639	24.106	1'41.608	215,1	12:58'06.706
18	25.762	22.893	27.111	22.248	1'38.014	218,2	12:59'44.720

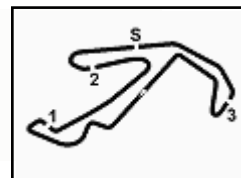
64 L. SELVA (1'38.058)							
Giro	Seg.1	Seg.2	Seg.3	Seg.4	T. Giro	km/h	Local Time
1							12:18'01.824
2	30.665	29.298	35.636	28.816	2'04.415	173,6	12:20'06.239
3	26.837	25.100	31.114	22.179	1'45.230	177,3	12:21'51.469
4	25.713	22.986	27.637	21.850	1'38.186C	216,9	12:23'29.655
5	26.268	23.097	27.773	22.400	1'39.538C	217,3	12:25'09.193
6	26.103	23.043	27.616	22.507	1'39.269C	217,3	12:26'48.462
7	26.744	24.214	28.710	22.522	1'42.190	216,4	12:28'30.652
8	26.100	23.310	27.555	21.729	1'38.694	217,3	12:30'09.346
9	26.965	23.858	28.216	37.325	1'56.364P	217,3	12:32'05.710
10	5'18.164	30.905	34.843	25.126	6'49.038P	142,1	12:38'54.748
11	29.528	29.466	32.957	26.274	1'58.225	214,3	12:40'52.973
12	26.347	38.459	29.414	22.279	1'56.499	199,3	12:42'49.472
13	26.190	23.130	27.269	21.934	1'38.523	218,6	12:44'27.995
14	25.921	22.976	27.569	21.592	1'38.058	219,1	12:46'06.053
15	26.092	23.293	27.244	21.801	1'38.430	219,1	12:47'44.483
16	26.294	22.972	27.365	21.834	1'38.465	218,6	12:49'22.948
17	26.413	30.697	48.283	1'08.231	2'53.624CP	155,8	12:52'16.572
18	2'49.090	27.523	34.530	30.282	4'21.425P	159,3	12:56'37.997
19	26.367	23.102	27.292	21.639	1'38.400	217,7	12:58'16.397
20	26.284	23.043	27.172	21.702	1'38.201	219,1	12:59'54.598

52 A. DE AMICIS (1'36.954)							
Giro	Seg.1	Seg.2	Seg.3	Seg.4	T. Giro	km/h	Local Time
1							12:15'49.398
2	58.022	29.074	34.775	8'35.972	10'37.843P	150,0	12:26'27.241
3	50.055	30.076	32.513	22.528	2'15.172P	189,1	12:28'42.413
4	26.019	23.208	27.016	21.607	1'37.850	216,9	12:30'20.263
5	25.874	22.947	26.834	21.472	1'37.127	217,3	12:31'57.390
6	25.823	22.766	26.919	21.446	1'36.954	217,3	12:33'34.344
7	25.814	22.960	27.954	8'58.336	10'15.064P	216,4	12:43'49.408
8	53.174	30.000	33.613	22.835	2'19.622P	148,6	12:46'09.030
9	26.846	24.084	27.879	21.823	1'40.632	216,9	12:47'49.662

66 P. VENEROSI PESCIOLINI (1'39.528)							
Giro	Seg.1	Seg.2	Seg.3	Seg.4	T. Giro	km/h	Local Time
1							12:16'01.525
2	52.880	36.360	40.309	26.392	2'35.941P	150,2	12:18'37.466
3	30.772	26.342	30.442	25.277	1'52.833	212,2	12:20'30.299
4	26.996	23.959	30.421	23.386	1'44.762	214,7	12:22'15.061

07/10/2023 P = Box In/Out - C = Tempo Invalidato





5	26.582	23.615	27.886	22.168	1'40.251	214,3	12:23'55.312	5	25.458	22.807	27.257	22.223	1'37.745	216,9	12:29'00.251
6	26.364	23.570	27.634	22.174	1'39.742	215,1	12:25'35.054	6	25.655	22.885	31.389	26.456	1'46.385	215,6	12:30'46.636
7	26.551	23.858	27.800	22.837	1'41.046	215,6	12:27'16.100	7	37.106	33.859	38.562	38.788	2'28.315P	151,9	12:33'14.951
8	26.659	23.580	29.769	24.887	1'44.895C	206,9	12:29'00.995	8	9'58.206	28.349	35.343	27.354	1'129.252P	156,5	12:44'44.203
9	26.880	24.755	31.842	23.013	1'46.490	185,9	12:30'47.485	9	32.533	25.283	31.835	22.301	1'51.952	199,3	12:46'36.155
10	26.418	23.409	27.856	21.909	1'39.592	216,0	12:32'27.077	10	25.662	23.056	27.527	21.977	1'38.222	216,0	12:48'14.377
11	26.135	23.608	27.746	22.039	1'39.528	214,3	12:34'06.605	11	25.668	22.980	27.404	21.990	1'38.042C	216,0	12:49'52.419
12	26.924	25.097	36.694	3'33.693	5'02.408P	113,9	12:39'09.013	12	34.751	30.980	37.892	1'14.200	2'57.823CP	174,2	12:52'50.242
13	48.285	24.630	27.622	22.489	2'03.026P	214,7	12:41'12.039	13					1'38.102P		12:54'28.344
14	26.559	23.635	27.550	22.116	1'39.860	215,1	12:42'51.899	14	44.308	24.736	29.832	28.671	2'07.547P	213,9	12:56'35.891
15	26.607	23.581	28.248	22.151	1'40.587	214,3	12:44'32.486	15	25.604	23.095	27.162	21.811	1'37.672C	217,3	12:58'13.563
16	26.540	24.746	28.457	23.468	1'43.211	215,6	12:46'15.697	16	25.854	22.861	27.406	21.733	1'37.854	218,2	12:59'51.417
17	26.765	23.588	27.827	24.652	1'42.832	216,0	12:47'58.529								
18	27.692	24.891	30.106	26.083	1'48.772C	211,8	12:49'47.301								

77 M. NAVATTA (1'41.610)

Giro	Seg.1	Seg.2	Seg.3	Seg.4	T. Giro	km/h	Local Time
1							12:15'54.343
2	55.849	34.330	35.770	27.897	2'33.846P	171,2	12:18'28.189
3	32.505	28.639	34.641	26.183	2'01.968	169,0	12:20'30.157
4	31.846	26.826	30.521	23.813	1'53.006	199,3	12:22'23.163
5	27.492	24.262	28.437	23.043	1'43.234	215,6	12:24'06.397
6	27.567	24.777	29.067	22.666	1'44.077	205,3	12:25'50.474
7	26.925	24.128	28.988	22.846	1'42.887	215,6	12:27'33.361
8	26.966	23.786	28.119	22.739	1'41.610	216,0	12:29'14.971
9	26.878	24.039	29.233	23.719	1'43.869	215,6	12:30'58.840
10	27.174	25.074	27.936	3'04.461	4'24.645P	215,1	12:35'23.485
11	49.618	25.497	28.631	24.363	2'08.109P	215,1	12:37'31.594
12	27.060	24.036	28.161	22.634	1'41.891	215,6	12:39'13.485
13	26.776	24.230	28.229	22.516	1'41.751	214,3	12:40'55.236
14	27.379	23.690	28.453	3'25.522	4'45.044P	215,1	12:45'40.280
15	49.888	27.846	32.963	28.336	2'19.033P	190,8	12:47'59.313
16	28.799	26.576	29.906	25.328	1'50.609C	214,7	12:49'49.922
17	33.213	28.375	36.067	3'05.472	4'43.127P	153,2	12:54'33.049
18	41.796	25.047	29.240	29.900	2'05.983P	213,4	12:56'39.032
19	27.243	23.676	28.072	22.827	1'41.818C	216,4	12:58'20.850
20	27.576	23.755	28.110	22.776	1'42.217	214,3	13:00'03.067

67 A. DE GIACOMI (1'37.057)

Giro	Seg.1	Seg.2	Seg.3	Seg.4	T. Giro	km/h	Local Time
1		28.462	32.685	24.811		202,6	12:21'06.582
2	29.015	27.810	32.141	24.076	1'53.042C	174,8	12:22'59.624
3	25.887	23.221	27.165	21.512	1'37.785	216,4	12:24'37.409
4	26.059	22.739	27.079	21.508	1'37.385	216,4	12:26'14.794
5	25.935	22.693	27.146	21.834	1'37.608C	216,0	12:27'52.402
6	26.033	24.177	28.654	22.451	1'41.315C	216,9	12:29'33.717
7	26.091	23.004	27.468	22.004	1'38.567	216,9	12:31'12.284
8	25.913	22.821	27.404	35.144	1'51.282P	216,9	12:33'03.566
9	3'37.463	27.816	32.125	22.351	4'59.755P	163,4	12:38'03.321
10	26.134	23.282	26.973	21.507	1'37.896	216,0	12:39'41.217
11	25.576	22.929	26.983	21.569	1'37.057	216,9	12:41'18.274
12	25.730	23.092	27.222	22.042	1'38.086	217,3	12:42'56.360
13	25.696	23.104	27.946	23.391	1'40.137C	215,6	12:44'36.497
14	25.769	22.962	27.351	21.861	1'37.943	217,3	12:46'14.440
15	25.765	26.105	30.381	37.084	1'59.335P	192,5	12:48'13.775

69 M. MONTAGNESE (1'38.664)

Giro	Seg.1	Seg.2	Seg.3	Seg.4	T. Giro	km/h	Local Time
1		31.232	35.497	26.117		136,2	12:19'07.387
2	29.060	26.529	28.816	22.461	1'46.866	215,1	12:20'54.253
3	26.241	23.478	27.743	21.876	1'39.338	216,4	12:22'33.591
4	25.924	23.095	27.686	21.839	1'38.544C	216,0	12:24'12.135
5	25.814	23.050	27.621	22.179	1'38.664	216,4	12:25'50.799
6	29.900	23.900	29.727	22.081	1'45.608	210,1	12:27'36.407
7	26.308	23.358	27.662	21.749	1'39.077	216,4	12:29'15.484
8	27.229	26.017	37.677	22.511	1'53.434	147,9	12:31'08.918
9	26.605	23.259	27.801	33.782	1'51.447P	216,0	12:33'00.365
10	3'12.384	30.844	34.104	23.541	4'40.873P	135,2	12:37'41.238
11	32.134	26.800	30.855	22.672	1'52.461	203,4	12:39'33.699
12	26.760	23.108	27.694	21.923	1'39.485	214,7	12:41'13.184
13	26.385	23.202	27.689	21.778	1'39.054	216,0	12:42'52.238
14	28.712	23.342	27.323	21.906	1'41.283	217,3	12:44'33.521
15	26.122	23.414	27.557	21.726	1'38.819	216,0	12:46'12.340
16	25.940	22.949	28.246	21.843	1'38.978	216,9	12:47'51.318
17	26.086	23.380	27.643	21.737	1'38.846	215,1	12:49'30.164
18	27.239	29.103	44.435	1'09.714	2'50.491CP	209,7	12:52'20.655
19	2'45.693	23.695	27.732	22.877	3'59.997P	215,6	12:56'20.652
20	26.325	22.982	28.161	21.820	1'39.288C	215,1	12:57'59.940
21	26.131	23.523	27.992	21.694	1'39.340	215,6	12:59'39.280

79 J. ZELGER (1'38.261)

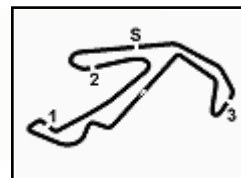
Giro	Seg.1	Seg.2	Seg.3	Seg.4	T. Giro	km/h	Local Time
1		28.232	38.976	24.666		120,9	12:21'01.219
2	28.384	24.658	28.740	22.948	1'44.730	213,4	12:22'45.949
3	26.585	23.642	27.649	22.030	1'39.906	215,6	12:24'25.855
4	26.099	23.045	27.606	22.239	1'38.989C	216,0	12:26'04.844
5	26.454	23.350	27.179	34.209	1'51.192	216,9	12:27'56.036
6	26.233	23.040	27.634	21.961	1'38.868	215,1	12:29'34.904
7	26.185	23.015	27.472	22.022	1'38.694C	216,4	12:31'13.598
8	26.001	23.413	27.519	22.024	1'38.957	216,9	12:32'52.555
9	26.104	23.102	27.501	21.782	1'38.489	216,4	12:34'31.044
10	25.880	23.284	27.596	22.087	1'38.847	215,6	12:36'09.891
11	28.552	26.481	29.005	37.652	2'01.690P	214,7	12:38'11.581
12	2'39.965	27.697	29.705	23.602	4'00.969P	211,4	12:42'12.550
13	27.631	24.954	28.054	22.213	1'42.852	215,1	12:43'55.402
14	26.176	23.314	27.273	22.056	1'38.819	216,9	12:45'34.221
15	25.863	23.060	27.495	21.843	1'38.261	217,3	12:47'12.482
16	26.176	22.911	28.428	22.635	1'40.150	214,7	12:48'52.632
17	29.723	32.305	58.690	45.531	2'46.249CP	81,3	12:51'38.881

89 H. HAN (1'38.941)

Giro	Seg.1	Seg.2	Seg.3	Seg.4	T. Giro	km/h	Local Time
1							12:15'34.275
2	1'10.085	34.121	37.132	27.553	2'48.891P	162,2	12:18'23.166
3	31.703	28.127	33.492	24.446	1'57.768	184,9	12:20'20.934
4	27.943	24.469	28.292	22.718	1'43.422	215,1	12:22'04.356
5	26.347	23.444	27.502	22.118	1'39.411	216,4	12:23'43.767

70 G. GIORGI (1'37.745)

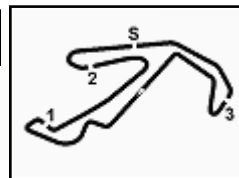
Giro	Seg.1	Seg.2	Seg.3	Seg.4	T. Giro	km/h	Local Time
1		26.533	30.378	23.501		210,5	12:22'21.967
2	26.224	23.556	29.026	23.198	1'42.004	214,3	12:24'03.971
3	26.010	22.891	27.322	21.694	1'37.917	214,7	12:25'41.888
4	25.510	23.152	28.677	23.279	1'40.618C	216,4	12:27'22.506



Misano Porsche Festival, 7-8 Ottobre 2023
Porsche Carrera Cup Italia - Analisi Tempi Qualifiche

6	26.497	23.367	27.428	22.138	1'39.430	216,9	12:25'23.197
7	26.992	41.134	32.670	25.115	2'05.911	210,9	12:27'29.108
8	26.317	23.627	27.411	22.355	1'39.710	216,9	12:29'08.818
9	26.678	24.558	34.650	27.882	1'53.768	176,2	12:31'02.586
10	26.463	23.087	27.577	22.375	1'39.502	216,4	12:32'42.088
11	26.023	23.265	27.616	22.037	1'38.941	217,3	12:34'21.029
12	26.330	25.088	31.488	42.381	2'05.287P	200,7	12:36'26.316
13	3'08.633	32.971	34.465	31.610	4'47.679P	176,8	12:41'13.995
14	29.102	28.437	31.369	23.339	1'52.247	206,9	12:43'06.242
15	26.596	23.365	27.430	22.153	1'39.544C	217,3	12:44'45.786
16	26.218	23.283	27.492	22.233	1'39.226C	217,3	12:46'25.012
17	28.156	24.162	29.927	22.363	1'44.608	217,3	12:48'09.620
18	26.276	23.123	27.770	25.158	1'42.327C	216,0	12:49'51.947
19	33.770	29.678	37.644	1'04.905	2'45.997CP	162,4	12:52'37.944
20					2'22.468P		12:55'00.412
21	1'25.151	26.086	27.895	22.504	2'41.636P	213,0	12:57'42.048
22	26.132	23.297	27.303	21.919	1'38.651C	218,6	12:59'20.699





Misano Porsche Festival, 7-8 Ottobre 2023

Porsche Carrera Cup Italia - Classifica 2' Tempo Qualifiche

Misano Circuit Sic 58 4.226 m

Num.	Conduattore	Naz	Concorrente	Team	Auto	Classe	Tempo	Dist.	Rel.	Giri
1	25 TEN VOORDE Larry	NLD	Enrico Fulgenzi Racing	Enrico Fulgenzi Racing	Porsche 911 GT3 CUP 992		1'35.341			14
2	23 MALUCELLI Matteo	ITA	Team Malucelli	Team Malucelli	Porsche 911 GT3 CUP 992		1'35.476	0.135	0.135	12
3	12 MASTERS Keagan	ZAF	Ombra Racing	Ombra Racing	Porsche 911 GT3 CUP 992		1'35.480	0.139	0.004	11
4	3 CERQUI Alberto	ITA	Bedriver	Bedriver	Porsche 911 GT3 CUP 992		1'35.522	0.181	0.042	13
5	38 IAQUINTA Simone	ITA	Ghinzani Arco Motorsport	Ghinzani Arco Motorsport	Porsche 911 GT3 CUP 992		1'35.554	0.213	0.032	11
6	28 AMATI Giorgio	ITA	Dinamic Motorsport	Dinamic Motorsport	Porsche 911 GT3 CUP 992		1'35.633	0.292	0.079	15
7	21 BERTONELLI Diego	ITA	Bonaldi Motorsport	Bonaldi Motorsport	Porsche 911 GT3 CUP 992		1'35.657	0.316	0.024	14
8	14 AGOSTINI Riccardo	ITA	Scuderia Villorba Corse	Scuderia Villorba Corse	Porsche 911 GT3 CUP 992		1'35.751	0.410	0.094	13
9	22 SLUTSKII Artem	ISR	Target Competition	Target Competition	Porsche 911 GT3 CUP 992		1'35.817	0.476	0.066	17
10	16 LEVI Ariel	ISR	The Driving Experiences	The Driving Experiences	Porsche 911 GT3 CUP 992		1'35.936	0.595	0.119	12
11	32 QUARESMINI Gianmarco	ITA	Dinamic Motorsport	Dinamic Motorsport	Porsche 911 GT3 CUP 992		1'36.038	0.697	0.102	12
12	8 LORENZO Jorge	ESP	Ghinzani Arco Motorsport	Team Q8 Hi-Perform	Porsche 911 GT3 CUP 992		1'36.088	0.747	0.050	10
13	15 FESTANTE Aldo	ITA	Dinamic Motorsport	Dinamic Motorsport	Porsche 911 GT3 CUP 992		1'36.116	0.775	0.028	15
14	11 CAGLIONI Leonardo	ITA	Ombra Racing	Ombra Racing	Porsche 911 GT3 CUP 992		1'36.239	0.898	0.123	12
15	2 SLUTSKII Zakhar	ISR	Target Competition	Target Competition	Porsche 911 GT3 CUP 992		1'36.279	0.938	0.040	12
16	10 ARMANNI Pietro	ITA	Ombra Racing	Ombra Racing	Porsche 911 GT3 CUP 992		1'36.289	0.948	0.010	12
17	9 FONTANA Andrea	ITA	Ebimotors	Ebimotors	Porsche 911 GT3 CUP 992		1'36.332	0.991	0.043	16
18	30 STRIGNANO Benedetto	ITA	Scuderia Villorba Corse	Scuderia Villorba Corse	Porsche 911 GT3 CUP 992		1'36.437	1.096	0.105	13
19	17 FULGENZI Enrico	ITA	Enrico Fulgenzi Racing	Enrico Fulgenzi Racing	Porsche 911 GT3 CUP 992		1'36.610	1.269	0.173	14
20	24 PAPADOPULOS Alexandre	USA	Tsunami RT	Tsunami RT	Porsche 911 GT3 CUP 992		1'36.952	1.611	0.342	12
21	27 BRASCHI Francesco	ITA	Dinamic Motorsport	Dinamic Motorsport	Porsche 911 GT3 CUP 992		1'37.031	1.690	0.079	15
22	52 DE AMICIS Alberto	ITA	Ebimotors	Ebimotors	Porsche 911 GT3 CUP 992	MC	1'37.127	1.786	0.096	8
23	51 GNEMMI Paolo	ITA	Ebimotors	Ebimotors	Porsche 911 GT3 CUP 992	MC	1'37.222	1.881	0.095	17
24	67 DE GIACOMI Alex	ITA	Tsunami RT	Tsunami RT	Porsche 911 GT3 CUP 992	MC	1'37.385	2.044	0.163	14
25	50 FENICI Francesco Maria	ITA	AB Racing	AB Racing	Porsche 911 GT3 CUP 992	MC	1'37.475	2.134	0.090	16
26	6 GUIRRERI Giuseppe	ITA	Raptor Engineering	Raptor Engineering	Porsche 911 GT3 CUP 992		1'37.675	2.334	0.200	17
27	70 GIORGI Gianluca	ITA	Bedriver	Bedriver	Porsche 911 GT3 CUP 992	MC	1'37.854	2.513	0.179	15
28	55 INTRONA Ilarione	ITA	Ghinzani Arco Motorsport	Ghinzani Arco Motorsport	Porsche 911 GT3 CUP 992	MC	1'38.183	2.842	0.329	14
29	64 SELVA Livio	ITA	Ghinzani Arco Motorsport	Ghinzani Arco Motorsport	Porsche 911 GT3 CUP 992	MC	1'38.201	2.860	0.018	19
30	79 ZELGER Johannes	ITA	Tsunami RT	Tsunami RT	Porsche 911 GT3 CUP 992	MC	1'38.489	3.148	0.288	16
31	69 MONTAGNESE Massimiliano	ITA	Team Malucelli	Team Malucelli	Porsche 911 GT3 CUP 992	MC	1'38.819	3.478	0.330	20
32	60 GALASSI Marco	SMR	Team Malucelli	Team Malucelli	Porsche 911 GT3 CUP 992	MC	1'39.159	3.818	0.340	18
33	89 HAN Huilin	CHN	AB Racing	AB Racing	Porsche 911 GT3 CUP 992	MC	1'39.411	4.070	0.252	21
34	66 VENEROSI PESCIOLINI Paolo	ITA	Ebimotors	Ebimotors	Porsche 911 GT3 CUP 992	MC	1'39.592	4.251	0.181	17
35	77 NAVATTA Massimo	ITA	Raptor Engineering	Raptor Engineering	Porsche 911 GT3 CUP 992	MC	1'41.751	6.410	2.159	19

Stewards : Paolo Longoni Antonello Di Spirito Lancieri Gabriele

07/10/2023 Inizio 12:15 Fine 13:01

Esposta alle:

