

Misano Porsche Festival, 7-8 Ottobre 2023

Porsche Carrera Cup Italia - Classifica Prove Libere 1

Misano Circuit Sic 58 4.226 m

1 / 3

Num.	Conduuttore	Naz	Concorrente	Team	Auto	Classe	Tempo	Dist.	Rel.	Giri
1	38 IAQUINTA Simone	ITA	Ghinzani Arco Motorsport	Ghinzani Arco Motorsport	Porsche 911 GT3 CUP 992		1'36.099			15
2	3 CERQUI Alberto	ITA	Bedriver	Bedriver	Porsche 911 GT3 CUP 992		1'36.143	0.044	0.044	24
3	14 AGOSTINI Riccardo	ITA	Scuderia Villorba Corse	Scuderia Villorba Corse	Porsche 911 GT3 CUP 992		1'36.223	0.124	0.080	22
4	28 AMATI Giorgio	ITA	Dinamic Motorsport	Dinamic Motorsport	Porsche 911 GT3 CUP 992		1'36.242	0.143	0.019	20
5	23 MALUCELLI Matteo	ITA	Team Malucelli	Team Malucelli	Porsche 911 GT3 CUP 992		1'36.353	0.254	0.111	20
6	12 MASTERS Keagan	ZAF	Ombra Racing	Ombra Racing	Porsche 911 GT3 CUP 992		1'36.418	0.319	0.065	25
7	10 ARMANNI Pietro	ITA	Ombra Racing	Ombra Racing	Porsche 911 GT3 CUP 992		1'36.531	0.432	0.113	29
8	8 LORENZO Jorge	ESP	Ghinzani Arco Motorsport	Team Q8 Hi-Perform	Porsche 911 GT3 CUP 992		1'36.622	0.523	0.091	27
9	11 CAGLIONI Leonardo	ITA	Ombra Racing	Ombra Racing	Porsche 911 GT3 CUP 992		1'36.769	0.670	0.147	26
10	15 FESTANTE Aldo	ITA	Dinamic Motorsport	Dinamic Motorsport	Porsche 911 GT3 CUP 992		1'36.797	0.698	0.028	29
11	21 BERTONELLI Diego	ITA	Bonaldi Motorsport	Bonaldi Motorsport	Porsche 911 GT3 CUP 992		1'36.800	0.701	0.003	19
12	25 TEN VOORDE Larry	NLD	Enrico Fulgenzi Racing	Enrico Fulgenzi Racing	Porsche 911 GT3 CUP 992		1'36.849	0.750	0.049	8
13	16 LEVI Ariel	ISR	The Driving Experiences	The Driving Experiences	Porsche 911 GT3 CUP 992		1'36.914	0.815	0.065	26
14	32 QUARESMINI Gianmarco	ITA	Dinamic Motorsport	Dinamic Motorsport	Porsche 911 GT3 CUP 992		1'36.937	0.838	0.023	20
15	9 FONTANA Andrea	ITA	Ebimotors	Ebimotors	Porsche 911 GT3 CUP 992		1'36.970	0.871	0.033	22
16	2 SLUTSKII Zakhar	ISR	Target Competition	Target Competition	Porsche 911 GT3 CUP 992		1'37.000	0.901	0.030	19
17	27 BRASCHI Francesco	ITA	Dinamic Motorsport	Dinamic Motorsport	Porsche 911 GT3 CUP 992		1'37.087	0.988	0.087	26
18	30 STRIGNANO Benedetto	ITA	Scuderia Villorba Corse	Scuderia Villorba Corse	Porsche 911 GT3 CUP 992		1'37.109	1.010	0.022	20
19	17 FULGENZI Enrico	ITA	Enrico Fulgenzi Racing	Enrico Fulgenzi Racing	Porsche 911 GT3 CUP 992		1'37.222	1.123	0.113	27
20	6 GUIRRERI Giuseppe	ITA	Raptor Engineering	Raptor Engineering	Porsche 911 GT3 CUP 992		1'37.420	1.321	0.198	29
21	50 FENICI Francesco Maria	ITA	AB Racing	AB Racing	Porsche 911 GT3 CUP 992	MC	1'37.856	1.757	0.436	29
22	22 SLUTSKII Artem	ISR	Target Competition	Target Competition	Porsche 911 GT3 CUP 992		1'37.959	1.860	0.103	10
23	67 DE GIACOMI Alex	ITA	Tsunami RT	Tsunami RT	Porsche 911 GT3 CUP 992	MC	1'38.084	1.985	0.125	23
24	51 GNEMMI Paolo	ITA	Ebimotors	Ebimotors	Porsche 911 GT3 CUP 992	MC	1'38.179	2.080	0.095	26
25	24 PAPADOPULOS Alexandre	USA	Tsunami RT	Tsunami RT	Porsche 911 GT3 CUP 992		1'38.192	2.093	0.013	23
26	52 DE AMICIS Alberto	ITA	Ebimotors	Ebimotors	Porsche 911 GT3 CUP 992	MC	1'38.471	2.372	0.279	22
27	70 GIORGI Gianluca	ITA	Bedriver	Bedriver	Porsche 911 GT3 CUP 992	MC	1'38.508	2.409	0.037	17
28	55 INTRONA Ilarione	ITA	Ghinzani Arco Motorsport	Ghinzani Arco Motorsport	Porsche 911 GT3 CUP 992	MC	1'39.352	3.253	0.844	28
29	79 ZELGER Johannes	ITA	Tsunami RT	Tsunami RT	Porsche 911 GT3 CUP 992	MC	1'39.442	3.343	0.090	23
30	64 SELVA Livio	ITA	Ghinzani Arco Motorsport	Ghinzani Arco Motorsport	Porsche 911 GT3 CUP 992	MC	1'39.449	3.350	0.007	28
31	60 GALASSI Marco	SMR	Team Malucelli	Team Malucelli	Porsche 911 GT3 CUP 992	MC	1'40.011	3.912	0.562	27
32	66 VENEROSI PESCIOLINI Paolo	ITA	Ebimotors	Ebimotors	Porsche 911 GT3 CUP 992	MC	1'40.542	4.443	0.531	28
33	89 HAN Huilin	CHN	AB Racing	AB Racing	Porsche 911 GT3 CUP 992	MC	1'40.732	4.633	0.190	24
34	69 MONTAGNESE Massimiliano	ITA	Team Malucelli	Team Malucelli	Porsche 911 GT3 CUP 992	MC	1'41.615	5.516	0.883	7
35	77 NAVATTA Massimo	ITA	Raptor Engineering	Raptor Engineering	Porsche 911 GT3 CUP 992	MC	1'43.132	7.033	1.517	21

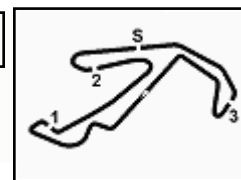
Direttore di Gara : Fabrizio Fondacci

Direttore di Prova : Massimiliano Ghinassi

06/10/2023 Inizio 19:00 Fine 20:01

Esposta alle:





Misano Porsche Festival, 7-8 Ottobre 2023

Porsche Carrera Cup Italia - Classifica Prove Libere 1

Misano Circuit Sic 58 4.226 m

2 / 3

Penalty and Infringement

19.04	67	A. DE GIACOMI	Time Deleted (1'41.557) - Exceeded Track Limits - Turn 6
19.07	27	F. BRASCHI	Time Deleted (1'44.138) - Exceeded Track Limits - Turn 8
19.08	12	K. MASTERS	Time Deleted (1'42.568) - Exceeded Track Limits - Turn 6
19.08	79	J. ZELGER	Time Deleted (1'40.117) - Exceeded Track Limits - Turn 6
19.10	14	R. AGOSTINI	Time Deleted (1'40.134) - Exceeded Track Limits - Turn 6
19.11	28	G. AMATI	Time Deleted (3'59.147) - Exceeded Track Limits - Turn 8
19.12	14	R. AGOSTINI	Time Deleted (1'38.370) - Exceeded Track Limits - Turn 8
19.12	27	F. BRASCHI	Time Deleted (1'45.125) - Exceeded Track Limits - Turn 6
19.12	55	I. INTRONA	Time Deleted (1'40.706) - Exceeded Track Limits - Turn 6
19.13	9	A. FONTANA	Time Deleted (1'38.499) - Exceeded Track Limits - Turn 8
19.13	70	G. GIORGI	Time Deleted (1'39.743) - Exceeded Track Limits - Turn 6
19.14	24	A. PAPADOPULOS	Time Deleted (1'39.493) - Exceeded Track Limits - Turn 6
19.14	17	E. FULGENZI	Time Deleted (1'39.373) - Exceeded Track Limits - Turn 6
19.15	67	A. DE GIACOMI	Time Deleted (1'38.712) - Exceeded Track Limits - Turn 6
19.16	24	A. PAPADOPULOS	Time Deleted (1'39.999) - Exceeded Track Limits - Turn 6
19.16	17	E. FULGENZI	Time Deleted (1'38.207) - Exceeded Track Limits - Turn 6
19.16	32	G. QUARESMINI	Time Deleted (2'16.453) - Exceeded Track Limits - Turn 8
19.17	67	A. DE GIACOMI	Time Deleted (1'40.056) - Exceeded Track Limits - Turn 6
19.17	21	D. BERTONELLI	Time Deleted (1'38.442) - Exceeded Track Limits - Turn 6
19.18	22	A. SLUTSKII	Time Deleted (1'37.282) - Exceeded Track Limits - Turn 6
19.18	25	L. TEN VOORDE	Time Deleted (1'36.729) - Exceeded Track Limits - Turn 8
19.19	67	A. DE GIACOMI	Time Deleted (1'38.483) - Exceeded Track Limits - Turn 6
19.20	6	G. GUIRRERI	Time Deleted (1'39.959) - Exceeded Track Limits - Turn 6
19.21	9	A. FONTANA	Time Deleted (8'26.698) - Exceeded Track Limits - Turn 8
19.22	70	G. GIORGI	Time Deleted (1'39.057) - Exceeded Track Limits - Turn 6
19.23	32	G. QUARESMINI	Time Deleted (1'37.469) - Exceeded Track Limits - Turn 6
19.25	16	A. LEVI	Time Deleted (1'38.153) - Exceeded Track Limits - Turn 6
19.26	32	G. QUARESMINI	Time Deleted (1'38.273) - Exceeded Track Limits - Turn 16
19.28	22	A. SLUTSKII	Time Deleted (1'37.104) - Exceeded Track Limits - Turn 6
19.28	22	A. SLUTSKII	Time Deleted (1'42.105) - Exceeded Track Limits - Turn 6
19.30	30	B. STRIGNANO	Time Deleted (1'39.057) - Exceeded Track Limits - Turn 8
19.31	70	G. GIORGI	Time Deleted (1'44.125) - Exceeded Track Limits - Turn 6
19.33	28	G. AMATI	Time Deleted (1'36.588) - Exceeded Track Limits - Turn 6
19.37	30	B. STRIGNANO	Time Deleted (1'38.306) - Exceeded Track Limits - Turn 6
19.37	9	A. FONTANA	Time Deleted (1'37.274) - Exceeded Track Limits - Turn 6
19.38	6	G. GUIRRERI	Time Deleted (1'39.591) - Exceeded Track Limits - Turn 13
19.39	24	A. PAPADOPULOS	Time Deleted (1'38.482) - Exceeded Track Limits - Turn 6
19.39	10	P. ARMANNI	Time Deleted (1'37.151) - Exceeded Track Limits - Turn 6
19.44	16	A. LEVI	Time Deleted (1'37.192) - Exceeded Track Limits - Turn 6
19.44	3	A. CERQUI	Time Deleted (1'42.621) - Exceeded Track Limits - Turn 6
19.46	6	G. GUIRRERI	Time Deleted (1'38.766) - Exceeded Track Limits - Turn 6
19.48	9	A. FONTANA	Time Deleted (1'40.220) - Exceeded Track Limits - Turn 6
19.49	10	P. ARMANNI	Time Deleted (1'42.983) - Exceeded Track Limits - Turn 6
19.49	12	K. MASTERS	Time Deleted (1'41.252) - Exceeded Track Limits - Turn 6
19.50	67	A. DE GIACOMI	Time Deleted (2'09.726) - Exceeded Track Limits - Turn 8
19.50	15	A. FESTANTE	Time Deleted (1'37.173) - Exceeded Track Limits - Turn 8
19.53	23	M. MALUCELLI	Time Deleted (1'53.159) - Exceeded Track Limits - Turn 8
19.53	77	M. NAVATTA	Current Lap Deleted - Exceeded Track Limits - Turn 8
19.54	16	A. LEVI	Time Deleted (1'36.527) - Exceeded Track Limits - Turn 6
19.55	32	G. QUARESMINI	Time Deleted (1'37.625) - Exceeded Track Limits - Turn 13
19.56	17	E. FULGENZI	Current Lap Deleted - Exceeded Track Limits - Turn 6
19.57	10	P. ARMANNI	Time Deleted (1'54.784) - Exceeded Track Limits - Turn 6
19.59	12	K. MASTERS	Time Deleted (1'36.485) - Exceeded Track Limits - Turn 6

Direttore di Gara : Fabrizio Fondacci

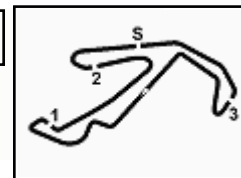
Direttore di Prova : Massimiliano Ghinassi

06/10/2023 Inizio 19:00 Fine 20:01

Esposta alle:

Powered by FICr PERUGIA TIMING





Misano Porsche Festival, 7-8 Ottobre 2023

Porsche Carrera Cup Italia - Classifica Prove Libere 1

Misano Circuit Sic 58 4.226 m

3 / 3

Fastest Laps Sequence

Num.	Concorrente	Naz	Team	Auto	Local Time	Tempo	Dist.	Media
2	Z. SLUTSKII	ISR	Target Competition	Porsche 911 GT3 CUP 992	19:04'08.443	1'40.563		151,284
2	Z. SLUTSKII	ISR	Target Competition	Porsche 911 GT3 CUP 992	19:05'48.096	1'39.653	-0.910	152,666
15	A. FESTANTE	ITA	Dinamic Motorsport	Porsche 911 GT3 CUP 992	19:06'06.965	1'39.092	-0.561	153,530
28	G. AMATI	ITA	Dinamic Motorsport	Porsche 911 GT3 CUP 992	19:06'43.550	1'37.665	-1.427	155,773
28	G. AMATI	ITA	Dinamic Motorsport	Porsche 911 GT3 CUP 992	19:08'20.627	1'37.077	-0.588	156,717
3	A. CERQUI	ITA	Bedriver	Porsche 911 GT3 CUP 992	19:13'03.790	1'37.008	-0.069	156,828
38	S. IAQUINTA	ITA	Ghinzani Arco Motorsport	Porsche 911 GT3 CUP 992	19:13'14.844	1'36.250	-0.758	158,063
28	G. AMATI	ITA	Dinamic Motorsport	Porsche 911 GT3 CUP 992	19:24'45.350	1'36.242	-0.008	158,077
38	S. IAQUINTA	ITA	Ghinzani Arco Motorsport	Porsche 911 GT3 CUP 992	19:45'25.108	1'36.099	-0.143	158,312

Direttore di Gara : Fabrizio Fondacci

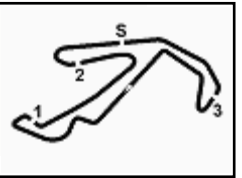
Direttore di Prova : Massimiliano Ghinassi

06/10/2023 Inizio 19:00 Fine 20:01

Esposta alle:

Powered by FICr PERUGIA TIMING





Misano Porsche Festival, 7-8 Ottobre 2023

Porsche Carrera Cup Italia - Best Sectors & Speed Prove Libere 1

Misano Circuit Sic 58 4.226 m

MIGLIOR GIRO

1	38 IAQUINTA Simone	Porsche 911 GT3 CUP 992	1'36.099
2	3 CERQUI Alberto	Porsche 911 GT3 CUP 992	1'36.143
3	14 AGOSTINI Riccardo	Porsche 911 GT3 CUP 992	1'36.223
4	28 AMATI Giorgio	Porsche 911 GT3 CUP 992	1'36.242
5	23 MALUCCELLI Matteo	Porsche 911 GT3 CUP 992	1'36.353
6	12 MASTERS Keagan	Porsche 911 GT3 CUP 992	1'36.418
7	10 ARMANNI Pietro	Porsche 911 GT3 CUP 992	1'36.531
8	8 LORENZO Jorge	Porsche 911 GT3 CUP 992	1'36.622
9	11 CAGLIONI Leonardo	Porsche 911 GT3 CUP 992	1'36.769
10	15 FESTANTE Aldo	Porsche 911 GT3 CUP 992	1'36.797
11	21 BERTONELLI Diego	Porsche 911 GT3 CUP 992	1'36.800
12	25 TEN VOORDE Larry	Porsche 911 GT3 CUP 992	1'36.849
13	16 LEVI Ariel	Porsche 911 GT3 CUP 992	1'36.914
14	32 QUARESMINI Gianmarco	Porsche 911 GT3 CUP 992	1'36.937
15	9 FONTANA Andrea	Porsche 911 GT3 CUP 992	1'36.970
16	2 SLUTSKII Zakhar	Porsche 911 GT3 CUP 992	1'37.000
17	27 BRASCHI Francesco	Porsche 911 GT3 CUP 992	1'37.087
18	30 STRIGNANO Benedetto	Porsche 911 GT3 CUP 992	1'37.109
19	17 FULGENZI Enrico	Porsche 911 GT3 CUP 992	1'37.222
20	6 GUIRRERI Giuseppe	Porsche 911 GT3 CUP 992	1'37.420
21	50 FENICI Francesco Maria	Porsche 911 GT3 CUP 992	1'37.856
22	22 SLUTSKII Artem	Porsche 911 GT3 CUP 992	1'37.959
23	67 DE GIACOMI Alex	Porsche 911 GT3 CUP 992	1'38.084
24	51 GNEMMI Paolo	Porsche 911 GT3 CUP 992	1'38.179
25	24 PAPADOPULOS Alexandre	Porsche 911 GT3 CUP 992	1'38.192
26	52 DE AMICIS Alberto	Porsche 911 GT3 CUP 992	1'38.471
27	70 GIORGI Gianluca	Porsche 911 GT3 CUP 992	1'38.508
28	55 INTRONA Ilarione	Porsche 911 GT3 CUP 992	1'39.352
29	79 ZELGER Johannes	Porsche 911 GT3 CUP 992	1'39.442
30	64 SELVA Livio	Porsche 911 GT3 CUP 992	1'39.449
31	60 GALASSI Marco	Porsche 911 GT3 CUP 992	1'40.011
32	66 VENEROSI PESCIOLINI Paolo	Porsche 911 GT3 CUP 992	1'40.542
33	89 HAN Huilin	Porsche 911 GT3 CUP 992	1'40.732
34	69 MONTAGNESE Massimiliano	Porsche 911 GT3 CUP 992	1'41.615
35	77 NAVATTA Massimo	Porsche 911 GT3 CUP 992	1'43.132

SPEED

1	28 AMATI Giorgio	Porsche 911 GT3 CUP 992	220,9
2	32 QUARESMINI Gianmarco	Porsche 911 GT3 CUP 992	220,4
3	51 GNEMMI Paolo	Porsche 911 GT3 CUP 992	220,0
4	16 LEVI Ariel	Porsche 911 GT3 CUP 992	220,0
5	8 LORENZO Jorge	Porsche 911 GT3 CUP 992	220,0
6	2 SLUTSKII Zakhar	Porsche 911 GT3 CUP 992	220,0
7	24 PAPADOPULOS Alexandre	Porsche 911 GT3 CUP 992	220,0
8	11 CAGLIONI Leonardo	Porsche 911 GT3 CUP 992	220,0
9	15 FESTANTE Aldo	Porsche 911 GT3 CUP 992	220,0
10	25 TEN VOORDE Larry	Porsche 911 GT3 CUP 992	219,5
11	64 SELVA Livio	Porsche 911 GT3 CUP 992	219,5
12	50 FENICI Francesco Maria	Porsche 911 GT3 CUP 992	219,5
13	17 FULGENZI Enrico	Porsche 911 GT3 CUP 992	219,5
14	14 AGOSTINI Riccardo	Porsche 911 GT3 CUP 992	219,5
15	89 HAN Huilin	Porsche 911 GT3 CUP 992	219,5
16	22 SLUTSKII Artem	Porsche 911 GT3 CUP 992	219,5
17	3 CERQUI Alberto	Porsche 911 GT3 CUP 992	219,1
18	66 VENEROSI PESCIOLINI Paolo	Porsche 911 GT3 CUP 992	219,1
19	9 FONTANA Andrea	Porsche 911 GT3 CUP 992	219,1
20	10 ARMANNI Pietro	Porsche 911 GT3 CUP 992	219,1
21	55 INTRONA Ilarione	Porsche 911 GT3 CUP 992	219,1
22	38 IAQUINTA Simone	Porsche 911 GT3 CUP 992	219,1
23	23 MALUCCELLI Matteo	Porsche 911 GT3 CUP 992	219,1
24	52 DE AMICIS Alberto	Porsche 911 GT3 CUP 992	218,6
25	12 MASTERS Keagan	Porsche 911 GT3 CUP 992	218,6
26	6 GUIRRERI Giuseppe	Porsche 911 GT3 CUP 992	218,6
27	30 STRIGNANO Benedetto	Porsche 911 GT3 CUP 992	218,6
28	21 BERTONELLI Diego	Porsche 911 GT3 CUP 992	218,6
29	60 GALASSI Marco	Porsche 911 GT3 CUP 992	218,6
30	27 BRASCHI Francesco	Porsche 911 GT3 CUP 992	218,2
31	79 ZELGER Johannes	Porsche 911 GT3 CUP 992	217,7
32	67 DE GIACOMI Alex	Porsche 911 GT3 CUP 992	217,7
33	70 GIORGI Gianluca	Porsche 911 GT3 CUP 992	217,7
34	77 NAVATTA Massimo	Porsche 911 GT3 CUP 992	217,3
35	69 MONTAGNESE Massimiliano	Porsche 911 GT3 CUP 992	217,3

SEG. 1

1	38 IAQUINTA Simone	25.245
2	10 ARMANNI Pietro	25.342
3	28 AMATI Giorgio	25.350
4	3 CERQUI Alberto	25.358
5	16 LEVI Ariel	25.369
6	23 MALUCCELLI Matteo	25.409
7	21 BERTONELLI Diego	25.453
8	12 MASTERS Keagan	25.467
9	25 TEN VOORDE Larry	25.470
10	15 FESTANTE Aldo	25.489
11	14 AGOSTINI Riccardo	25.505
12	27 BRASCHI Francesco	25.561
13	11 CAGLIONI Leonardo	25.576
14	32 QUARESMINI Gianmarco	25.608
15	8 LORENZO Jorge	25.611
16	17 FULGENZI Enrico	25.620
17	9 FONTANA Andrea	25.670
18	22 SLUTSKII Artem	25.677
19	6 GUIRRERI Giuseppe	25.682
20	2 SLUTSKII Zakhar	25.709
21	30 STRIGNANO Benedetto	25.736
22	24 PAPADOPULOS Alexand	25.825
23	50 FENICI Francesco Maria	25.938
24	70 GIORGI Gianluca	25.959
25	67 DE GIACOMI Alex	25.964
26	51 GNEMMI Paolo	26.001
27	52 DE AMICIS Alberto	26.053
28	79 ZELGER Johannes	26.194
29	60 GALASSI Marco	26.348
30	55 INTRONA Ilarione	26.419
31	64 SELVA Livio	26.477
32	69 MONTAGNESE Massimil	26.547
33	89 HAN Huilin	26.571
34	66 VENEROSI PESCIOLIN	26.788
35	77 NAVATTA Massimo	26.954

SEG. 2

1	38 IAQUINTA Simone	22.578
2	14 AGOSTINI Riccardo	22.605
3	28 AMATI Giorgio	22.646
4	32 QUARESMINI Gianmarco	22.699
5	23 MALUCCELLI Matteo	22.700
6	11 CAGLIONI Leonardo	22.701
7	9 FONTANA Andrea	22.705
8	21 BERTONELLI Diego	22.747
9	3 CERQUI Alberto	22.750
10	10 ARMANNI Pietro	22.761
11	6 GUIRRERI Giuseppe	22.767
12	17 FULGENZI Enrico	22.770
13	2 SLUTSKII Zakhar	22.790
14	12 MASTERS Keagan	22.801
15	15 FESTANTE Aldo	22.817
16	16 LEVI Ariel	22.837
17	25 TEN VOORDE Larry	22.838
18	27 BRASCHI Francesco	22.857
19	8 LORENZO Jorge	22.857
20	30 STRIGNANO Benedetto	22.874
21	51 GNEMMI Paolo	22.914
22	22 SLUTSKII Artem	22.958
23	24 PAPADOPULOS Alexand	22.983
24	52 DE AMICIS Alberto	23.039
25	50 FENICI Francesco Maria	23.076
26	67 DE GIACOMI Alex	23.127
27	79 ZELGER Johannes	23.180
28	55 INTRONA Ilarione	23.184
29	64 SELVA Livio	23.204
30	70 GIORGI Gianluca	23.235
31	60 GALASSI Marco	23.467
32	89 HAN Huilin	23.496
33	69 MONTAGNESE Massimil	23.609
34	66 VENEROSI PESCIOLIN	23.675
35	77 NAVATTA Massimo	24.481

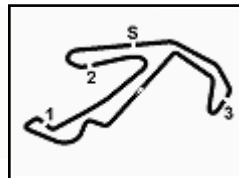
SEG. 3

1	14 AGOSTINI Riccardo	26.658
2	28 AMATI Giorgio	26.674
3	38 IAQUINTA Simone	26.694
4	3 CERQUI Alberto	26.720
5	27 BRASCHI Francesco	26.732
6	8 LORENZO Jorge	26.733
7	25 TEN VOORDE Larry	26.739
8	32 QUARESMINI Gianmarco	26.799
9	23 MALUCCELLI Matteo	26.800
10	12 MASTERS Keagan	26.808
11	2 SLUTSKII Zakhar	26.829
12	16 LEVI Ariel	26.839
13	30 STRIGNANO Benedetto	26.842
14	15 FESTANTE Aldo	26.853
15	21 BERTONELLI Diego	26.876
16	9 FONTANA Andrea	26.893
17	6 GUIRRERI Giuseppe	26.913
18	10 ARMANNI Pietro	26.915
19	22 SLUTSKII Artem	26.938
20	11 CAGLIONI Leonardo	26.983
21	17 FULGENZI Enrico	26.988
22	50 FENICI Francesco Maria	27.024
23	67 DE GIACOMI Alex	27.027
24	52 DE AMICIS Alberto	27.042
25	24 PAPADOPULOS Alexand	27.156
26	51 GNEMMI Paolo	27.277
27	70 GIORGI Gianluca	27.320
28	89 HAN Huilin	27.334
29	55 INTRONA Ilarione	27.414
30	79 ZELGER Johannes	27.440
31	64 SELVA Livio	27.494
32	60 GALASSI Marco	27.534
33	66 VENEROSI PESCIOLIN	27.589
34	69 MONTAGNESE Massimil	27.665
35	77 NAVATTA Massimo	28.087

SEG. 4

1	10 ARMANNI Pietro	21.228
2	3 CERQUI Alberto	21.234
3	8 LORENZO Jorge	21.235
4	14 AGOSTINI Riccardo	21.246
5	38 IAQUINTA Simone	21.316
6	16 LEVI Ariel	21.331
7	12 MASTERS Keagan	21.341
8	2 SLUTSKII Zakhar	21.342
9	23 MALUCCELLI Matteo	21.346
10	30 STRIGNANO Benedetto	21.409
11	28 AMATI Giorgio	21.411
12	11 CAGLIONI Leonardo	21.414
13	21 BERTONELLI Diego	21.426
14	15 FESTANTE Aldo	21.428
15	9 FONTANA Andrea	21.493
16	32 QUARESMINI Gianmarco	21.522
17	25 TEN VOORDE Larry	21.526
18	17 FULGENZI Enrico	21.559
19	6 GUIRRERI Giuseppe	21.567
20	27 BRASCHI Francesco	21.587
21	22 SLUTSKII Artem	21.600
22	24 PAPADOPULOS Alexand	21.646
23	67 DE GIACOMI Alex	21.729
24	51 GNEMMI Paolo	21.774
25	50 FENICI Francesco Maria	21.815
26	70 GIORGI Gianluca	21.933
27	52 DE AMICIS Alberto	21.988
28	64 SELVA Livio	22.020
29	55 INTRONA Ilarione	22.058
30	79 ZELGER Johannes	22.085
31	60 GALASSI Marco	22.122
32	69 MONTAGNESE Massimil	22.219
33	66 VENEROSI PESCIOLIN	22.263
34	89 HAN Huilin	22.424
35	77 NAVATTA Massimo	23.041





Misano Porsche Festival, 7-8 Ottobre 2023
Porsche Carrera Cup Italia - Ideal Time Prove Libere 1

Misano Circuit Sic 58 4.226 m
1 / 2

Num.	Conditore	Auto	Seg. 1	Seg. 2	Seg. 3	Seg. 4	Ideal Time		
			Diff. 1	Diff. 2	Diff. 3	Diff. 4	Miglior Giro	Pos.	Diff.
1	38 IAQUINTA S. (ITA)	Porsche 911 GT3 CUP 992	25.245 +0.167	22.578	26.694 +0.099	21.316	1'35.833 1'36.099	1	0.266
2	14 AGOSTINI R. (ITA)	Porsche 911 GT3 CUP 992	25.505 +0.121	22.605 +0.088	26.658	21.246	1'36.014 1'36.223	3	0.209
3	3 CERQUI A. (ITA)	Porsche 911 GT3 CUP 992	25.358 +0.080	22.750 +0.001	26.720	21.234	1'36.062 1'36.143	2	0.081
4	28 AMATI G. (ITA)	Porsche 911 GT3 CUP 992	25.350 +0.101	22.646 +0.016	26.674 +0.044	21.411	1'36.081 1'36.242	4	0.161
5	10 ARMANI P. (ITA)	Porsche 911 GT3 CUP 992	25.342 +0.285	22.761	26.915	21.228	1'36.246 1'36.531	7	0.285
6	23 MALUCELLI M. (ITA)	Porsche 911 GT3 CUP 992	25.409	22.700 +0.001	26.800	21.346 +0.097	1'36.255 1'36.353	5	0.098
7	16 LEVI A. (ISR)	Porsche 911 GT3 CUP 992	25.369 +0.255	22.837 +0.109	26.839 +0.128	21.331 +0.046	1'36.376 1'36.914	13	0.538
8	12 MASTERS K. (ZAF)	Porsche 911 GT3 CUP 992	25.467	22.801	26.808 +0.001	21.341	1'36.417 1'36.418	6	0.001
9	8 LORENZO J. (ESP)	Porsche 911 GT3 CUP 992	25.611 +0.153	22.857	26.733 +0.033	21.235	1'36.436 1'36.622	8	0.186
10	21 BERTONELLI D. (ITA)	Porsche 911 GT3 CUP 992	25.453 +0.159	22.747 +0.042	26.876 +0.089	21.426 +0.008	1'36.502 1'36.800	11	0.298
11	25 TEN VOORDE L. (NLD)	Porsche 911 GT3 CUP 992	25.470 +0.205	22.838 +0.071	26.739	21.526	1'36.573 1'36.849	12	0.276
12	15 FESTANTE A. (ITA)	Porsche 911 GT3 CUP 992	25.489 +0.168	22.817 +0.006	26.853 +0.014	21.428 +0.022	1'36.587 1'36.797	10	0.210
13	32 QUARESMINI G. (ITA)	Porsche 911 GT3 CUP 992	25.608 +0.127	22.699	26.799 +0.094	21.522 +0.088	1'36.628 1'36.937	14	0.309
14	2 SLUTSKII Z. (ISR)	Porsche 911 GT3 CUP 992	25.709 +0.103	22.790 +0.027	26.829 +0.200	21.342	1'36.670 1'37.000	16	0.330
15	11 CAGLIONI L. (ITA)	Porsche 911 GT3 CUP 992	25.576 +0.088	22.701	26.983	21.414 +0.007	1'36.674 1'36.769	9	0.095
16	27 BRASCHI F. (ITA)	Porsche 911 GT3 CUP 992	25.561 +0.055	22.857 +0.143	26.732 +0.152	21.587	1'36.737 1'37.087	17	0.350
17	9 FONTANA A. (ITA)	Porsche 911 GT3 CUP 992	25.670 +0.055	22.705 +0.048	26.893	21.493 +0.106	1'36.761 1'36.970	15	0.209
18	30 STRIGNANO B. (ITA)	Porsche 911 GT3 CUP 992	25.736	22.874 +0.069	26.842	21.409 +0.179	1'36.861 1'37.109	18	0.248
19	6 GUIRRETI G. (ITA)	Porsche 911 GT3 CUP 992	25.682 +0.285	22.767	26.913	21.567 +0.206	1'36.929 1'37.420	20	0.491
20	17 FULGENZI E. (ITA)	Porsche 911 GT3 CUP 992	25.620 +0.171	22.770 +0.059	26.988 +0.055	21.559	1'36.937 1'37.222	19	0.285
21	22 SLUTSKII A. (ISR)	Porsche 911 GT3 CUP 992	25.677 +0.321	22.958 +0.276	26.938 +0.017	21.600 +0.172	1'37.173 1'37.959	22	0.786
22	24 PAPADOPULOS A. (USA)	Porsche 911 GT3 CUP 992	25.825 +0.278	22.983 +0.141	27.156 +0.080	21.646 +0.083	1'37.610 1'38.192	25	0.582
23	67 DE GIACOMI A. (ITA)	Porsche 911 GT3 CUP 992	25.964 +0.192	23.127	27.027 +0.045	21.729	1'37.847 1'38.084	23	0.237
24	50 FENICI F. (ITA)	Porsche 911 GT3 CUP 992	25.938	23.076	27.024	21.815 +0.003	1'37.853 1'37.856	21	0.003
25	51 GNEMMI P. (ITA)	Porsche 911 GT3 CUP 992	26.001 +0.125	22.914 +0.085	27.277	21.774 +0.003	1'37.966 1'38.179	24	0.213
26	52 DE AMICIS A. (ITA)	Porsche 911 GT3 CUP 992	26.053 +0.145	23.039 +0.170	27.042	21.988 +0.034	1'38.122 1'38.471	26	0.349
27	70 GIORGI G. (ITA)	Porsche 911 GT3 CUP 992	25.959	23.235	27.320 +0.061	21.933	1'38.447 1'38.508	27	0.061
28	79 ZELGER J. (ITA)	Porsche 911 GT3 CUP 992	26.194 +0.342	23.180 +0.123	27.440 +0.078	22.085	1'38.899 1'39.442	29	0.543
29	55 INTRONA I. (ITA)	Porsche 911 GT3 CUP 992	26.419	23.184	27.414 +0.006	22.058 +0.271	1'39.075 1'39.352	28	0.277
30	64 SELVA L. (ITA)	Porsche 911 GT3 CUP 992	26.477	23.204	27.494 +0.148	22.020 +0.106	1'39.195 1'39.449	30	0.254
31	60 GALASSI M. (SMR)	Porsche 911 GT3 CUP 992	26.348 +0.282	23.467 +0.061	27.534 +0.197	22.122	1'39.471 1'40.011	31	0.540
32	89 HAN H. (CHN)	Porsche 911 GT3 CUP 992	26.571 +0.464	23.496 +0.021	27.334 +0.371	22.424 +0.051	1'39.825 1'40.732	33	0.907
33	69 MONTAGNESE M. (ITA)	Porsche 911 GT3 CUP 992	26.547 +0.522	23.609 +0.212	27.665 +0.383	22.219 +0.458	1'40.040 1'41.615	34	1.575

06/10/2023

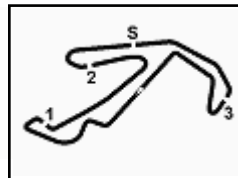
Powered by FICr PERUGIA TIMING



PORSCHE

CARRERA CUP
ITALIA

1.4



Misano Porsche Festival, 7-8 Ottobre 2023

Porsche Carrera Cup Italia - Ideal Time Prove Libere 1

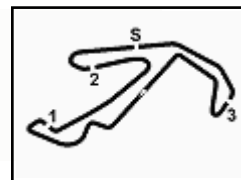
Misano Circuit Sic 58 4.226 m
2 / 2

Num. Conducente	Auto	Seg. 1	Seg. 2	Seg. 3	Seg. 4	Ideal Time			
		Diff. 1	Diff. 2	Diff. 3	Diff. 4	Miglior Giro	Pos.	Diff.	
34	66 VENEROSI PESCIOLIN	Porsche 911 GT3 CUP 992	26.788 +0.117	23.675	27.589	22.263 +0.110	1'40.315 1'40.542	32	0.227
35	77 NAVATTA M. (ITA)	Porsche 911 GT3 CUP 992	26.954 +0.382	24.481 +0.187	28.087	23.041	1'42.563 1'43.132	35	0.569
Ideal Time Assoluto			25.245	22.578	26.658	21.228	1'35.709		

06/10/2023

Powered by FICr PERUGIA TIMING





Misano Porsche Festival, 7-8 Ottobre 2023
Porsche Carrera Cup Italia - Analisi Tempi Prove Libere 1

Misano Circuit Sic 58.4.226 m

1 / 8

2 Z. SLUTSKII (1'37.000)
Giro Seg.1 Seg.2 Seg.3 Seg.4 T. Giro km/h Local Time
1 27.469 24.631 31.576 23.394 208,9 19:02'27.880
2 26.699 24.631 27.417 21.816 1'40.563 216,0 19:04'08.443
3 26.366 23.042 27.285 22.960 1'39.653 217,7 19:05'48.096
4 27.585 23.352 28.496 22.543 1'41.976 218,2 19:07'30.072
5 25.846 23.046 27.042 21.648 1'37.582 218,6 19:09'07.654
6 26.546 23.197 27.112 34.108 1'50.963P 218,6 19:10'58.617
7 3'16.810 23.422 27.277 21.695 4'29.204P 217,7 19:15'27.821
8 25.937 22.992 27.053 23.712 1'39.694 219,1 19:17'07.515
9 25.847 24.134 27.299 21.549 1'38.829 218,6 19:18'46.344
10 25.781 22.796 27.012 21.537 1'37.126 218,6 19:20'23.470
11 26.917 23.217 27.820 32.474 1'50.428P 217,7 19:22'13.898
12 7'14.238 33.002 29.712 22.889 8'39.841P 213,4 19:30'53.739
13 33.326 26.430 34.089 22.972 1'56.817 159,1 19:32'50.556
14 25.905 22.893 26.829 21.462 1'37.089 219,1 19:34'27.656
15 25.709 22.843 26.875 21.592 1'37.019 219,1 19:36'04.664
16 25.797 22.841 26.940 21.540 1'37.118 219,1 19:37'41.782
17 25.812 22.817 27.029 21.342 1'37.000 220,0 19:39'18.782
18 27.204 22.790 27.015 27.987 1'44.996 218,6 19:41'03.778
19 25.924 23.044 27.433 21.674 1'38.075 218,6 19:42'41.853
20 25.816 23.314 28.923 34.132 1'52.185P 208,9 19:44'34.038

11 26.486 23.548 27.407 22.225 1'39.666 216,4 19:22'48.236
12 26.415 23.510 28.029 22.590 1'40.544 216,9 19:24'28.780
13 26.605 24.187 28.341 3'44.822 5'03.955P 215,1 19:29'32.735
14 52.590 29.714 33.911 24.627 2'20.842P 182,7 19:31'53.577
15 30.403 28.766 36.273 24.833 2'00.275 141,5 19:33'53.852
16 27.813 26.058 27.480 22.219 1'43.570 216,4 19:35'37.422
17 26.368 23.272 27.156 21.865 1'38.661 218,2 19:37'16.083
18 26.448 23.419 27.646 22.078 1'39.591C 216,9 19:38'55.674
19 26.334 23.175 27.292 21.837 1'38.638 217,3 19:40'34.312
20 26.005 23.162 27.047 21.978 1'38.192 217,7 19:42'12.504
21 26.007 23.227 27.004 21.807 1'38.045 218,2 19:43'50.549
22 25.682 22.972 27.247 21.567 1'37.468 218,6 19:45'28.017
23 25.983 23.389 27.149 22.245 1'38.766C 217,3 19:47'06.783
24 25.982 23.074 27.063 2'03.482 3'19.601P 218,2 19:50'26.384
25 50.905 23.370 27.173 21.807 2'03.255P 216,4 19:52'29.639
26 25.938 22.976 27.013 21.853 1'37.780 218,2 19:54'07.419
27 33.691 23.510 27.229 21.938 1'46.368 217,3 19:55'53.787
28 25.967 22.767 26.913 21.773 1'37.420 218,2 19:57'31.207
29 26.058 22.965 27.004 21.888 1'37.915 218,2 19:59'09.122
30 25.919 22.995 27.099 21.780 1'37.793 218,2 20:00'46.915

3 A. CERQUI (1'36.143)
Giro Seg.1 Seg.2 Seg.3 Seg.4 T. Giro km/h Local Time
1 27.094 24.376 31.549 24.376 209,7 19:03'09.410
2 27.563 23.759 29.083 22.269 1'42.674 212,2 19:04'52.084
3 27.797 23.530 27.294 22.984 1'41.605 216,0 19:06'33.689
4 26.188 23.370 27.171 21.676 1'38.405 216,0 19:08'12.094
5 25.727 23.004 27.000 21.661 1'37.392 216,9 19:09'49.486
6 25.628 23.118 27.003 21.547 1'37.296 216,0 19:11'26.782
7 25.521 22.943 27.027 21.517 1'37.008 216,0 19:13'03.790
8 27.148 24.298 30.968 36.599 1'59.013P 197,4 19:15'02.803
9 5'26.119 23.605 27.340 21.445 6'38.509P 213,9 19:21'41.312
10 25.718 22.907 26.864 21.502 1'36.991 217,7 19:23'18.303
11 25.635 22.989 27.062 21.563 1'37.249 217,3 19:24'55.552
12 25.575 22.843 26.909 21.605 1'36.932 217,7 19:26'32.484
13 25.539 22.900 26.813 21.415 1'36.667 219,1 19:28'09.151
14 26.193 23.637 29.579 33.541 1'52.950P 198,9 19:30'02.101
15 10'54.055 26.285 31.963 22.499 12'14.802P 206,9 19:42'16.903
16 26.427 24.029 27.407 22.384 1'40.247 215,1 19:43'57.150
17 25.468 23.242 30.284 23.627 1'42.621C 213,9 19:45'39.771
18 25.569 22.772 26.946 21.311 1'36.598 216,4 19:47'16.369
19 25.358 22.826 26.884 21.394 1'36.462 218,2 19:48'52.831
20 27.078 23.295 28.166 33.097 1'51.636P 215,1 19:50'44.467
21 2'09.803 23.059 27.199 21.507 3'21.568P 217,3 19:54'06.035
22 25.361 22.750 26.808 21.339 1'36.258 218,2 19:55'42.293
23 26.218 23.499 28.405 23.226 1'41.348 215,1 19:57'23.641
24 26.665 23.678 29.653 24.262 1'44.258 215,1 19:59'07.899
25 25.438 22.751 26.720 21.234 1'36.143 218,6 20:00'44.042

8 J. LORENZO (1'36.622)
Giro Seg.1 Seg.2 Seg.3 Seg.4 T. Giro km/h Local Time
1 28.560 31.064 24.565 209,3 19:03'10.208
2 27.376 28.371 27.601 21.954 1'45.302 215,6 19:04'55.510
3 25.986 23.328 27.007 24.233 1'40.554 219,1 19:06'36.064
4 25.895 23.098 27.664 21.571 1'38.228 219,1 19:08'14.292
5 25.848 23.032 27.023 21.664 1'37.567 218,6 19:09'51.859
6 25.933 23.039 27.003 21.848 1'37.823 219,1 19:11'29.682
7 25.934 22.940 27.353 21.747 1'37.974 218,6 19:13'07.656
8 26.025 23.108 27.620 37.141 1'53.894P 217,7 19:15'01.550
9 3'20.518 23.287 27.015 21.990 4'32.810P 216,9 19:19'34.360
10 25.637 23.115 27.460 21.653 1'37.865 218,2 19:21'12.225
11 25.795 23.037 27.192 21.604 1'37.628 219,5 19:22'49.853
12 26.084 23.181 27.516 29.615 1'46.396 218,6 19:24'36.249
13 25.847 22.921 26.866 21.607 1'37.241 218,6 19:26'13.490
14 25.913 23.402 26.962 21.618 1'37.895 218,2 19:27'51.385
15 25.753 23.006 26.918 21.505 1'37.182 219,1 19:29'28.567
16 25.781 23.220 27.256 35.479 1'51.736P 218,2 19:31'20.303
17 7'40.390 28.145 29.395 22.765 9'00.695P 214,7 19:40'20.998
18 26.437 24.504 31.616 21.867 1'44.424 140,8 19:42'05.422
19 25.696 23.134 26.788 21.749 1'37.367 219,1 19:43'42.789
20 25.668 23.054 26.779 21.495 1'36.996 218,6 19:45'19.785
21 25.762 22.928 27.471 23.795 1'39.956 218,6 19:46'59.741
22 25.685 22.956 26.894 21.722 1'37.257 218,6 19:48'36.998
23 25.615 22.878 26.826 21.506 1'36.825 220,0 19:50'13.823
24 26.752 27.052 28.667 37.469 1'59.940P 213,4 19:52'13.763
25 2'00.094 23.381 26.865 21.682 3'12.022P 219,5 19:55'25.785
26 25.764 22.857 26.766 21.235 1'36.622 219,1 19:57'02.407
27 25.611 22.930 26.733 21.350 1'36.624 219,1 19:58'39.031
28 25.825 23.019 27.030 37.141 1'53.015P 219,5 20:00'32.046

6 G. GUIRRERI (1'37.420)
Giro Seg.1 Seg.2 Seg.3 Seg.4 T. Giro km/h Local Time
1 19:00'35.710
2 57.300 41.921 49.871 30.581 2'59.673P 100,3 19:03'35.383
3 36.873 37.733 37.629 26.556 2'18.791 150,4 19:05'54.174
4 30.895 31.575 32.982 23.502 1'58.954 160,0 19:07'53.128
5 28.356 24.184 28.453 23.746 1'44.739 214,7 19:09'37.867
6 31.029 31.560 36.526 2'25.669 4'04.784P 122,3 19:13'42.651
7 49.390 32.488 35.935 23.587 2'21.400P 106,8 19:16'04.051
8 27.863 24.366 27.944 22.562 1'42.735 213,9 19:17'46.786
9 27.069 24.667 27.486 22.603 1'41.825 216,9 19:19'28.611
10 26.623 23.619 27.448 22.269 1'39.959C 216,4 19:21'08.570

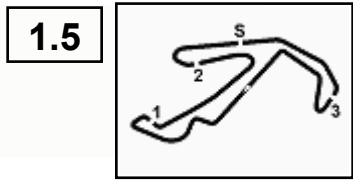
9 A. FONTANA (1'36.970)
Giro Seg.1 Seg.2 Seg.3 Seg.4 T. Giro km/h Local Time
1 19:00'43.408
2 51.127 28.965 32.235 25.728 2'18.055P 187,8 19:03'01.463
3 29.760 26.868 30.604 4'38.320 6'05.552P 189,5 19:09'07.015
4 46.579 28.205 28.675 23.667 2'07.126P 200,4 19:11'14.141
5 26.720 23.295 28.689 21.961 1'40.665 204,2 19:12'54.806
6 26.002 23.568 27.144 21.785 1'38.499C 216,9 19:14'33.305
7 25.796 23.182 27.022 21.761 1'37.761 216,9 19:16'11.066
8 25.832 23.030 27.000 21.634 1'37.496 217,3 19:17'48.562
9 25.932 23.637 26.967 21.640 1'38.176 217,7 19:19'26.738

06/10/2023

P = Box In/Out - C = Tempo Invaldato



Misano Porsche Festival, 7-8 Ottobre 2023
Porsche Carrera Cup Italia - Analisi Tempi Prove Libere 1



Misano Circuit Sic 58 4.226 m

3 / 8

Table with 14 columns: Driver, Seg.1, Seg.2, Seg.3, Seg.4, T. Giro, km/h, Local Time, and 6 other columns. Rows 18-23.

15 A. FESTANTE (1'36.797)

17 E. FULGENZI (1'37.222)

Main data table for drivers Festante and Fulgenzi. Columns include Giro, Seg.1-4, T. Giro, km/h, Local Time. Rows 1-30.

21 D. BERTONELLI (1'36.800)

16 A. LEVI (1'36.914)

Main data table for drivers Bertonelli and Levi. Columns include Giro, Seg.1-4, T. Giro, km/h, Local Time. Rows 1-21.

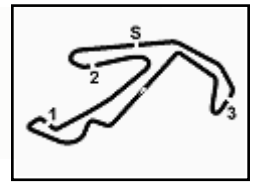
22 A. SLUTSKII (1'37.959)

06/10/2023

P = Box In/Out - C = Tempo Invalidato

Powered by FICr PERUGIA TIMING





1		27.610	33.429	23.665		197,1	19:12'30.856
2	27.520	29.620	27.726	21.991	1'46.857	217,7	19:14'17.713
3	26.181	23.124	27.121	21.740	1'38.166	219,1	19:15'55.879
4	25.998	23.234	26.955	21.772	1'37.959	219,5	19:17'33.838
5	25.927	22.845	27.011	21.573	3'15.925C	219,5	19:20'49.763
6	26.217	23.080	27.016	33.429	1'49.742P	218,2	19:22'39.505
7	2'50.036	23.212	27.040	21.600	4'01.888P	219,1	19:26'41.393
8	25.677	22.958	26.938	21.531	1'37.104C	219,1	19:28'18.497
9	25.858	22.965	26.809	26.473	1'42.105C	219,5	19:30'00.602
10	36.730	29.817	34.407	39.136	2'20.090P	175,0	19:32'20.692

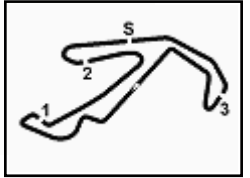
25 L. TEN VORDE (1'36.849)									
Giro	Seg.1	Seg.2	Seg.3	Seg.4	T. Giro	km/h	Local Time		
1									19:03'17.560
2	56.395	32.207	35.165	25.172	2'28.939P	150,6	19:05'46.499		
3	28.350	27.312	31.218	22.152	1'49.032	145,9	19:07'35.531		
4	30.395	26.266	32.065	1'26.166	2'54.892P	169,0	19:10'30.423		
5	45.159	30.043	29.066	21.805	2'06.073P	205,3	19:12'36.496		
6	26.075	23.238	26.887	21.558	1'37.758	216,9	19:14'14.254		
7	25.675	22.909	26.739	21.526	1'36.849	217,3	19:15'51.103		
8	26.552	24.124	27.431	21.533	1'39.640	216,0	19:17'30.743		
9	25.554	23.029	26.788	21.358	1'36.729C	217,3	19:19'07.472		

23 M. MALUCELLI (1'36.353)							
Giro	Seg.1	Seg.2	Seg.3	Seg.4	T. Giro	km/h	Local Time
1		33.056	36.286	25.579		182,1	19:03'49.729
2	28.366	25.535	29.433	23.732	1'47.066	208,5	19:05'36.795
3	26.871	23.728	27.530	21.911	1'40.040	215,1	19:07'16.835
4	25.838	23.404	27.279	21.509	1'38.030	216,9	19:08'54.865
5	25.615	23.073	26.945	21.903	1'37.536	217,7	19:10'32.401
6	25.724	23.034	26.981	21.552	1'37.291	217,7	19:12'09.692
7	25.593	22.929	26.949	21.660	1'37.131	217,7	19:13'46.823
8	25.616	22.825	26.910	21.754	1'37.105	219,1	19:15'23.928
9	26.215	23.531	27.551	34.161	1'51.458P	216,9	19:17'15.386
10	5'01.966	23.924	27.254	21.591	6'14.735P	216,0	19:23'30.121
11	25.556	22.985	26.862	21.607	1'37.010	218,2	19:25'07.131
12	25.591	23.374	26.942	34.926	1'50.833P	217,7	19:26'57.964
13	17'35.440	31.759	29.435	23.392	19'00.026P	211,4	19:45'57.990
14	27.524	24.534	27.719	21.889	1'41.666	217,3	19:47'39.656
15	25.747	23.421	27.260	22.092	1'38.520	216,9	19:49'18.176
16	25.576	22.790	26.918	21.360	1'36.644	217,7	19:50'54.820
17	25.409	22.701	26.800	21.443	1'36.353	218,6	19:52'31.173
18	25.474	22.751	28.839	36.095	1'53.159CP	212,6	19:54'24.332
19	2'21.853	23.035	26.961	21.565	3'33.414P	217,3	19:57'57.746
20	25.550	22.700	26.830	21.346	1'36.426	217,7	19:59'34.172
21	26.797	25.486	30.071	38.802	2'01.156P	209,7	20:01'35.328

27 F. BRASCHI (1'37.087)									
Giro	Seg.1	Seg.2	Seg.3	Seg.4	T. Giro	km/h	Local Time		
1									19:00'32.459
2	58.819	28.612	31.447	25.765	2'24.643P	209,7	19:02'57.102		
3	29.295	24.662	28.951	23.254	1'46.162	212,6	19:04'43.264		
4	27.309	23.913	27.640	22.811	1'41.673	216,4	19:06'24.937		
5	26.659	24.240	27.482	25.757	1'44.138C	217,3	19:08'09.075		
6	26.367	23.473	27.347	22.324	1'39.511	217,3	19:09'48.586		
7	26.054	23.513	31.836	23.138	1'44.541	216,0	19:11'33.127		
8	26.163	23.336	32.668	22.958	1'45.125C	210,9	19:13'18.252		
9	26.234	23.277	27.350	3'13.380	4'30.241P	218,2	19:17'48.493		
10	46.679	30.240	27.844	22.424	2'07.187P	214,3	19:19'55.680		
11	26.066	23.339	27.217	22.135	1'38.757	217,3	19:21'34.437		
12	25.872	23.288	27.072	21.744	1'37.976	217,7	19:23'12.413		
13	26.487	23.265	27.276	22.137	1'39.165	217,7	19:24'51.578		
14	25.806	23.841	31.658	2'22.309	3'43.614P	184,3	19:28'35.192		
15	46.058	26.777	29.966	23.614	2'06.415P	211,8	19:30'41.607		
16	29.803	27.724	32.966	30.673	2'01.166	184,6	19:32'42.773		
17	26.185	23.208	41.576	24.596	1'55.565	76,4	19:34'38.338		
18	25.952	23.138	26.891	21.762	1'37.743	216,9	19:36'16.081		
19	25.616	23.000	26.884	21.587	1'37.087	217,7	19:37'53.168		
20	27.490	28.933	29.764	24.274	1'50.461	213,0	19:39'43.629		
21	26.151	22.977	27.131	22.542	1'38.801	217,3	19:41'22.430		
22	25.781	22.857	26.915	21.664	1'37.217	216,9	19:42'59.647		
23	26.949	23.369	26.907	2'35.001	3'52.226P	217,3	19:46'51.873		
24	47.767	25.828	27.401	21.999	2'02.995P	217,3	19:48'54.868		
25	25.813	23.758	29.566	24.407	1'43.544	192,5	19:50'38.412		
26	25.561	22.969	28.049	24.550	1'41.129	216,9	19:52'19.541		
27	25.823	23.097	26.732	22.096	1'37.748	217,7	19:53'57.289		

24 A. PAPADOPULOS (1'38.192)							
Giro	Seg.1	Seg.2	Seg.3	Seg.4	T. Giro	km/h	Local Time
1		29.818	34.816	40.640		179,1	19:03'06.267
2	1'10.983	31.850	30.095	22.851	2'35.779P	196,4	19:05'42.046
3	27.309	25.057	27.903	22.667	1'42.936	217,7	19:07'24.982
4	26.729	23.482	27.933	22.362	1'40.506	217,3	19:09'05.488
5	26.549	23.311	27.582	22.108	1'39.550	217,3	19:10'45.038
6	26.661	23.444	27.918	22.035	1'40.058	216,4	19:12'25.096
7	26.505	23.179	27.521	21.893	1'39.098	217,7	19:14'04.194
8	26.300	23.426	27.832	21.935	1'39.493C	218,2	19:15'43.687
9	26.387	23.636	28.025	21.951	1'39.999C	218,6	19:17'23.686
10	26.319	23.088	27.563	21.784	1'38.754	218,6	19:19'02.440
11	26.103	23.364	28.054	22.187	1'39.708	218,2	19:20'42.148
12	26.364	23.412	27.687	31.256	1'48.719P	218,6	19:22'30.867
13	3'21.632	34.279	31.377	36.381	5'03.669P	212,2	19:27'34.536
14	1'01.741	27.783	42.160	22.914	2'34.598P	43,3	19:30'09.134
15	26.374	23.405	28.486	22.301	1'40.566	216,9	19:31'49.700
16	26.502	23.044	27.616	21.915	1'39.077	218,6	19:33'28.777
17	26.323	23.028	27.197	21.646	1'38.194	218,2	19:35'06.971
18	26.228	23.081	27.326	21.796	1'38.431	220,0	19:36'45.402
19	26.103	23.124	27.236	21.729	1'38.192	219,5	19:38'23.594
20	26.100	22.995	27.497	21.890	1'38.482C	218,2	19:40'02.076
21	25.825	23.369	27.499	21.913	1'38.606	219,1	19:41'40.682
22	26.340	23.217	27.437	23.706	1'40.700	219,1	19:43'21.382
23	26.319	23.303	28.299	22.106	1'40.027	218,2	19:45'01.409
24	26.487	22.983	27.156	4'04.340	5'20.966P	218,6	19:50'22.375

28 G. AMATI (1'36.242)									
Giro	Seg.1	Seg.2	Seg.3	Seg.4	T. Giro	km/h	Local Time		
1									19:00'11.837
2	51.379	27.925	32.417	38.998	2'30.719P	201,9	19:02'42.556		
3	1'05.652	25.178	29.912	22.587	2'23.329P	207,3	19:05'05.885		
4	25.895	23.101	27.045	21.624	1'37.665	217,3	19:06'43.550		
5	25.520	22.990	26.955	21.612	1'37.077	218,2	19:08'20.627		
6	25.833	23.158	29.923	33.464	1'52.378	218,6	19:10'13.005		
7	25.645	23.084	26.911	2'43.507	3'59.147CP	218,2	19:14'12.152		
8	50.272	27.100	30.763	23.254	2'11.389P	213,0	19:16'23.541		
9	27.395	24.471	30.465	26.521	1'48.852	212,6	19:18'12.393		
10	27.838	23.650	27.435	21.694	1'40.617	217,7	19:19'53.010		
11	25.776	22.957	26.844	24.007	1'39.584	218,2	19:21'32.594		
12	25.400	22.869	26.761	21.484	1'36.514	218,6	19:23'09.108		
13	25.451	22.662	26.718	21.411	1'36.242	218,6	19:24'45.350		
14	25.350	22.754	26.855	22.226	1'37.185	220,4	19:26'22.535		
15	25.433	22.785	26.889	3'03.434	4'18.541P	219,1	19:30'41.076		
16	45.219	28.641	34.117	23.384	2'11.361P	189,8	19:32'52.437		
17	25.542	22.823	26.733	21.490	1'36.588C	219,1	19:34'29.025		
18	25.504	22.944	26.674	21.592	1'36.714	219,1	19:36'05.739		
19	25.547	22.819	26.922	21.604	1'36.892	217,3	19:37'42.631		



20	25.587	22.646	26.849	27.053	1'42.135	220,9	19:39'24.766	11	25.405	22.835	26.789	21.403	1'36.432	217,7	19:48'42.339
21	25.528	23.246	26.762	21.426	1'36.962	219,5	19:41'01.728	12	25.359	22.774	26.775	21.486	1'36.394	218,2	19:50'18.733
								13	25.509	22.765	26.799	21.451	1'36.524	218,2	19:51'55.257
								14	25.628	22.717	26.724	21.685	1'36.754	218,6	19:53'32.011
								15	25.602	22.911	26.770	21.672	1'36.955	219,1	19:55'08.966
								16	26.705	24.134	27.323	32.762	1'50.924P	216,4	19:56'59.890

30 B. STRIGNANO (1'37.109)

Giro	Seg.1	Seg.2	Seg.3	Seg.4	T. Giro	km/h	Local Time
1		30.388	36.661	24.268		132,8	19:22'57.111
2	31.416	25.107	27.822	22.151	1'46.496	213,4	19:24'43.607
3	26.603	23.821	27.368	22.489	1'40.281	217,7	19:26'23.888
4	25.880	22.972	27.106	21.659	1'37.617	217,7	19:28'01.505
5	26.104	22.941	27.178	21.476	1'37.699	217,7	19:29'39.204
6	25.800	24.081	27.550	21.626	1'39.057C	215,6	19:31'18.261
7	25.834	22.906	26.959	21.549	1'37.248	217,7	19:32'55.509
8	25.957	22.930	27.322	21.681	1'37.890	217,3	19:34'33.399
9	25.861	22.924	27.213	22.381	1'38.379	217,7	19:36'11.778
10	26.027	23.252	27.226	21.801	1'38.306C	217,3	19:37'50.084
11	25.867	22.943	27.822	22.769	1'39.401	218,6	19:39'29.485
12	26.099	22.963	27.336	21.635	1'38.033	217,7	19:41'07.518
13	26.094	23.020	27.155	21.732	1'38.001	218,6	19:42'45.519
14	26.108	23.128	27.105	21.719	1'38.060	217,7	19:44'23.579
15	26.081	22.983	27.641	22.538	1'39.243	218,6	19:46'02.822
16	27.662	23.513	27.813	35.994	1'54.982P	216,9	19:47'57.804
17	5'10.183	24.794	27.374	22.041	6'24.392P	215,1	19:54'22.196
18	25.924	22.891	26.921	21.592	1'37.328	218,2	19:55'59.524
19	25.909	22.874	26.956	21.409	1'37.148	218,6	19:57'36.672
20	25.736	22.943	26.842	1'37.109	1'37.109	218,2	19:59'13.781
21	25.868	23.672	28.310	36.078	1'53.928P	217,7	20:01'07.709

50 F. FENICI (1'37.856)

Giro	Seg.1	Seg.2	Seg.3	Seg.4	T. Giro	km/h	Local Time
1							19:06'16.332
2	1'12.304	33.163	37.966	27.317	2'50.750P	163,6	19:09'07.082
3	33.220	27.064	30.711	26.084	1'57.079	198,9	19:11'04.161
4	29.496	24.758	30.804	26.484	1'51.542	213,4	19:12'55.703
5	32.145	30.188	32.596	24.860	1'59.789	204,5	19:14'55.492
6	29.121	24.915	28.298	24.354	1'46.688	214,3	19:16'42.180
7	27.146	23.832	27.838	22.654	1'41.470	215,1	19:18'23.650
8	28.106	23.929	27.872	23.116	1'43.023	217,3	19:20'06.673
9	26.667	23.559	27.260	22.366	1'39.852	217,7	19:21'46.525
10	26.523	23.546	27.065	22.442	1'39.576	218,6	19:23'26.101
11	26.735	23.237	27.330	22.153	1'39.455	217,3	19:25'05.556
12	26.571	24.286	27.682	22.449	1'40.988	217,7	19:26'46.544
13	26.224	23.234	27.186	21.815	1'38.459	217,7	19:28'25.003
14	26.074	23.223	27.454	21.831	1'38.582	219,5	19:30'03.585
15	26.211	23.567	27.482	21.995	1'39.255	218,2	19:31'42.840
16	26.341	23.193	27.132	21.859	1'38.525	217,7	19:33'21.365
17	26.139	23.308	27.355	21.967	1'38.769	218,2	19:35'00.134
18	26.061	24.850	40.909	29.715	2'01.535	100,3	19:37'01.669
19	34.338	31.577	30.870	22.677	1'59.462	209,3	19:39'01.131
20	26.280	23.222	27.429	21.885	1'38.816	217,3	19:40'39.947
21	26.217	23.201	27.236	21.850	1'38.504	218,2	19:42'18.451
22	30.362	23.744	28.697	2'11.295	3'34.098P	216,0	19:45'52.549
23	48.879	29.785	33.654	30.327	2'22.645P	170,9	19:48'15.194
24	39.864	28.776	35.017	33.506	2'07.163	166,7	19:50'22.357
25	27.050	24.940	28.663	22.536	1'43.189	216,0	19:52'05.546
26	26.322	23.443	27.218	21.865	1'38.848	217,7	19:53'44.394
27	27.487	23.827	27.218	24.472	1'43.004	217,3	19:55'27.398
28	26.095	23.078	27.067	21.875	1'38.115	218,2	19:57'05.513
29	26.277	23.215	27.098	21.965	1'38.555	218,2	19:58'44.068
30	25.938	23.076	27.024	21.818	1'37.856	218,2	20:00'21.924

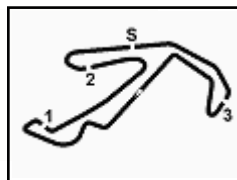
51 P. GNEMMI (1'38.179)

Giro	Seg.1	Seg.2	Seg.3	Seg.4	T. Giro	km/h	Local Time
1							19:00'41.328
2	54.421	32.662	44.737	2'00.921	4'12.741P	120,9	19:04'54.069
3	49.310	28.753	32.169	24.611	2'14.843P	214,3	19:07'08.912
4	29.255	24.914	31.837	23.542	1'49.548	216,0	19:08'58.460
5	27.255	24.104	28.878	24.728	1'44.965	217,3	19:10'43.425
6	30.002	24.147	28.956	22.389	1'45.494	216,4	19:12'28.919
7	26.742	23.374	27.484	22.507	1'40.107	217,7	19:14'09.026
8	26.450	23.627	27.523	22.119	1'39.719	218,6	19:15'48.745
9	29.386	24.331	28.281	25.018	1'47.016	217,7	19:17'35.761
10	26.341	23.329	27.517	21.979	1'39.166	218,6	19:19'14.927
11	26.159	23.311	27.426	22.011	1'38.907	219,1	19:20'53.834
12	26.943	23.598	29.408	7'31.135	8'51.084P	218,2	19:29'44.918
13	1'00.066	29.750	33.438	25.315	2'28.569P	212,2	19:32'13.487
14	31.155	24.769	28.869	22.698	1'47.491	218,2	19:34'00.978
15	27.118	24.271	28.909	22.499	1'42.797	214,7	19:35'43.775
16	26.722	23.368	27.860	22.206	1'40.156	218,2	19:37'23.931
17	26.244	23.197	27.479	21.892	1'38.812	218,6	19:39'02.743
18	26.254	23.137	27.421	21.929	1'38.741	219,1	19:40'41.484
19	26.087	22.914	27.468	22.028	1'38.497	219,5	19:42'19.981
20	26.903	23.087	27.480	22.019	1'39.489	219,1	19:43'59.470
21	26.335	23.608	28.500	4'43.951	6'02.394P	218,6	19:50'01.864

38 S. IAQUINTA (1'36.099)

Giro	Seg.1	Seg.2	Seg.3	Seg.4	T. Giro	km/h	Local Time
1		28.163	33.101	32.764		191,5	19:06'30.502
2	35.321	24.380	28.061	22.150	1'49.912	211,8	19:08'20.414
3	25.815	25.624	27.587	22.002	1'41.028	216,0	19:10'01.442
4	25.522	22.901	27.234	21.495	1'37.152	219,1	19:11'38.594
5	25.245	22.749	26.694	21.562	1'36.250	218,6	19:13'14.844
6	26.055	23.233	27.133	32.909	1'49.330P	218,2	19:15'04.174
7	25'36.188	28.415	29.406	25.329	26'59.338P	209,3	19:42'03.512
8	30.177	24.325	27.840	23.155	1'45.497	211,4	19:43'49.009
9	25.412	22.578	26.793	21.316	1'36.099	217,7	19:45'25.108
10	25.330	26.035	27.376	22.058	1'40.799	216,9	19:47'05.907





22	50.557	24.289	28.124	22.420	2'05.390P	216,9	19:52'07.254	29	42.238	24.568	27.764	22.570	1'57.140	218,2	20:01'23.134
23	26.373	23.269	28.551	23.135	1'41.328	207,7	19:53'48.582								
24	26.569	23.391	27.486	22.469	1'39.915	220,0	19:55'28.497								
25	26.455	23.205	28.732	22.074	1'40.466	219,1	19:57'08.963								
26	26.126	22.999	27.277	21.777	1'38.179	219,5	19:58'47.142								
27	26.001	23.111	27.401	21.774	1'38.287	219,1	20:00'25.429								

60 M. GALASSI (1'40.011)

Giro	Seg.1	Seg.2	Seg.3	Seg.4	T. Giro	km/h	Local Time
1		31.000	34.423	25.873		191,2	19:04'21.563
2	30.842	27.330	32.195	24.209	1'54.576	200,7	19:06'16.139
3	28.872	25.142	30.753	24.029	1'48.796	214,7	19:08'04.935
4	27.367	24.412	29.003	25.973	1'46.755	216,4	19:09'51.690
5	28.125	24.265	32.072	46.293	2'10.755P	179,1	19:12'02.445
6	3'22.998	25.820	28.862	23.202	4'40.882P	214,7	19:16'43.327
7	30.524	25.210	31.772	24.301	1'51.807	191,8	19:18'35.134
8	29.411	24.692	28.798	23.259	1'46.160	214,3	19:20'21.294
9	27.870	24.212	29.385	22.901	1'44.368	216,4	19:22'05.662
10	27.702	24.081	28.242	23.024	1'43.049	215,6	19:23'48.711
11	28.085	24.025	28.260	24.036	1'44.406	215,1	19:25'33.117
12	27.814	24.992	28.508	23.276	1'44.590	216,4	19:27'17.707
13	27.325	24.345	28.433	42.905	2'03.008P	216,0	19:29'02.715
14	5'00.449	29.543	33.805	27.369	6'31.166P	190,8	19:35'51.881
15	30.053	26.011	29.923	24.916	1'50.903	213,0	19:37'42.784
16	29.215	24.753	31.041	23.620	1'48.629	213,4	19:39'31.413
17	28.475	24.739	29.412	24.096	1'46.722	211,8	19:41'18.135
18	29.203	25.135	31.900	23.315	1'49.553	214,7	19:43'07.688
19	27.787	23.959	28.802	23.284	1'43.832	216,9	19:44'51.520
20	27.386	23.804	28.018	23.213	1'42.421	217,7	19:46'33.941
21	27.593	23.618	27.864	22.391	1'41.466	218,6	19:48'15.407
22	26.630	23.528	27.731	22.122	1'40.011	218,2	19:49'55.418
23	27.108	23.685	27.826	22.359	1'40.978	218,2	19:51'36.396
24	26.556	23.467	29.117	22.863	1'42.003	213,9	19:53'18.399
25	26.690	26.393	27.594	22.337	1'43.014	217,7	19:55'01.413
26	26.373	23.512	28.187	22.219	1'40.291	217,3	19:56'41.704
27	26.504	24.008	27.534	22.139	1'40.185	218,6	19:58'21.889
28	26.348	23.580	28.024	22.151	1'40.103	216,0	20:00'01.992

52 A. DE AMICIS (1'38.471)

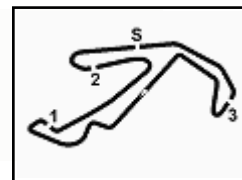
Giro	Seg.1	Seg.2	Seg.3	Seg.4	T. Giro	km/h	Local Time
1							19:00'06.535
2	51.987	38.919	37.472	29.748	2'38.126P	135,0	19:02'44.661
3	32.654	31.095	36.761	24.822	2'05.332	145,9	19:04'49.993
4	32.848	28.911	32.825	24.510	1'59.094	135,7	19:06'49.087
5	28.259	25.173	31.547	26.734	1'51.713	198,5	19:08'40.800
6	29.289	29.519	36.403	2'11.355	3'46.566P	137,9	19:12'27.366
7	48.069	25.725	37.221	32.090	2'23.105P	196,4	19:14'50.471
8	31.520	25.595	39.320	26.161	2'02.596	88,7	19:16'53.067
9	30.193	27.366	35.208	5'35.904	7'08.671P	174,8	19:24'01.738
10	56.156	31.195	30.259	25.673	2'23.283P	214,7	19:26'25.021
11	27.676	23.890	33.557	22.435	1'47.558	130,4	19:28'12.579
12	26.860	23.509	27.707	22.271	1'40.347	216,4	19:29'52.926
13	26.538	23.287	27.413	22.000	1'39.238	217,7	19:31'32.164
14	26.184	23.267	27.296	21.988	1'38.735	217,3	19:33'10.899
15	26.053	23.394	27.319	22.195	1'38.961	217,3	19:34'49.860
16	26.498	23.496	27.754	2'47.375	4'05.123P	217,3	19:38'54.983
17	45.362	24.023	28.216	22.261	1'59.862P	216,4	19:40'54.845
18	26.198	23.209	27.042	22.022	1'38.471	218,6	19:42'33.316
19	26.635	23.297	27.427	22.043	1'39.402	218,2	19:44'12.718
20	26.192	23.791	27.428	22.761	1'40.172	218,6	19:45'52.890
21	26.470	23.255	27.494	22.162	1'39.381	217,7	19:47'32.271
22	26.143	23.039	27.321	22.121	1'38.624	218,2	19:49'10.895
23	26.280	23.189	27.159	22.091	1'38.719	218,6	19:50'49.614

55 I. INTRONA (1'39.352)

Giro	Seg.1	Seg.2	Seg.3	Seg.4	T. Giro	km/h	Local Time
1		30.726	33.734	26.762		196,4	19:04'40.941
2	30.527	26.212	28.838	23.167	1'48.744	215,1	19:06'29.685
3	27.481	25.134	29.814	23.984	1'46.413	205,7	19:08'16.098
4	27.269	24.718	27.876	22.928	1'42.391	217,7	19:09'58.489
5	26.754	23.798	28.118	25.339	1'44.009	217,3	19:11'42.498
6	26.478	24.028	27.894	22.306	1'40.706C	216,9	19:13'23.204
7	26.682	23.956	27.564	22.371	1'40.573	217,3	19:15'03.777
8	28.520	23.739	28.029	40.413	2'00.701P	218,6	19:17'04.478
9	3'48.872	24.965	27.893	22.752	5'04.482P	217,3	19:22'08.960
10	27.762	27.467	30.343	27.990	1'53.562	216,0	19:24'02.522
11	27.017	23.736	27.887	22.667	1'41.307	216,9	19:25'43.829
12	26.989	23.446	27.841	22.267	1'40.543	218,2	19:27'24.372
13	26.886	23.668	27.567	22.600	1'40.721	217,3	19:29'05.093
14	26.631	24.051	27.750	22.574	1'41.006	217,3	19:30'46.099
15	26.786	23.612	27.866	22.658	1'40.922	217,7	19:32'27.021
16	26.814	23.755	27.762	36.441	1'54.772P	217,7	19:34'21.793
17	4'20.712	28.359	32.052	23.301	5'44.424P	192,2	19:40'06.217
18	29.633	26.305	28.449	22.911	1'47.298	216,0	19:41'53.515
19	27.348	26.740	28.568	22.616	1'45.272	212,2	19:43'38.787
20	31.475	25.293	49.162	28.207	2'14.137	186,9	19:45'52.924
21	30.174	24.276	28.159	22.750	1'45.359	216,9	19:47'38.283
22	26.754	24.166	27.995	22.612	1'41.527	218,6	19:49'19.810
23	26.652	23.441	27.414	22.324	1'39.831	218,2	19:50'59.641
24	28.408	24.139	27.978	22.469	1'42.994	217,7	19:52'42.635
25	27.415	23.866	27.695	22.212	1'41.188	218,2	19:54'23.823
26	26.419	23.184	27.420	22.329	1'39.352	219,1	19:56'03.175
27	29.694	23.733	27.612	22.285	1'43.324	218,2	19:57'46.499
28	26.775	23.223	27.439	22.058	1'39.495	218,6	19:59'25.994

64 L. SELVA (1'39.449)

Giro	Seg.1	Seg.2	Seg.3	Seg.4	T. Giro	km/h	Local Time
1		29.849	34.882	26.227		208,1	19:02'51.059
2	30.541	28.602	36.773	24.471	2'00.387	141,2	19:04'51.446
3	33.540	28.073	33.066	23.869	1'58.548	144,6	19:06'49.994
4	28.140	24.775	29.777	23.207	1'45.899	213,4	19:08'35.893
5	28.564	24.713	28.327	22.698	1'44.302	216,9	19:10'20.195
6	27.431	23.781	27.793	22.493	1'41.498	218,6	19:12'01.693
7	27.078	23.508	27.732	22.502	1'40.820	218,2	19:13'42.513
8	27.221	23.303	27.825	22.614	1'40.963	218,2	19:15'23.476
9	28.652	23.425	28.022	25.000	1'45.099	218,6	19:17'08.575
10	27.702	26.678	29.750	39.368	2'03.498P	216,9	19:19'12.073
11	3'19.280	27.782	34.524	25.523	4'47.109P	166,7	19:23'59.182
12	28.238	24.810	33.969	24.434	1'51.451	203,4	19:25'50.633
13	27.346	23.600	27.884	22.907	1'41.737	218,6	19:27'32.370
14	27.781	23.365	27.901	22.685	1'41.732	219,5	19:29'14.102
15	26.831	23.710	27.616	22.406	1'40.563	219,5	19:30'54.665
16	27.925	24.137	27.903	22.644	1'42.609	217,7	19:32'37.274
17	26.655	23.345	27.622	22.079	1'39.701	219,5	19:34'16.975
18	26.477	23.204	27.642	22.126	1'39.449	219,1	19:35'56.424
19	26.800	23.421	28.506	22.358	1'41.085	218,2	19:37'37.509
20	26.628	23.286	28.205	22.646	1'40.765	216,9	19:39'18.274
21	31.712	25.631	30.151	40.861	2'08.355P	215,1	19:41'26.629
22	4'57.343	31.419	35.506	27.277	6'31.545P	172,2	19:47'58.174
23	31.727	27.287	31.996	25.321	1'56.331	214,3	19:49'54.505
24	30.866	27.634	32.083	26.846	1'57.429	216,0	19:51'51.934
25	30.295	24.652	31.811	24.831	1'51.589	214,3	19:53'43.523
26	29.138	26.192	30.181	23.880	1'49.391	216,0	19:55'32.914
27	28.708	25.203	28.382	22.813	1'45.106	217,7	19:57'18.020
28	26.849	23.506	27.714	22.212	1'40.281	218,6	19:58'58.301



Misano Porsche Festival, 7-8 Ottobre 2023
Porsche Carrera Cup Italia - Analisi Tempi Prove Libere 1

Misano Circuit Sic 58 4.226 m

7 / 8

29	26.631	23.509	27.494	22.020	1'39.654	218,6	20:00'37.955	1	28.795	34.446	25.629	177,3	19:02'52.721		
2								2	29.216	25.330	28.442	22.806	1'45.794	216,0	19:04'38.515
3								3	27.069	23.821	28.048	22.677	1'41.615	217,3	19:06'20.130
4								4	27.460	23.734	28.642	22.219	1'42.055	217,3	19:08'02.185
5								5	26.547	23.609	27.665	34.755	1'52.576P	216,4	19:09'54.761
6								6	5'45.799	28.431	31.421	25.415	7'11.066P	210,5	19:17'05.827
7								7	32.145	25.683	30.512	23.332	1'51.672	214,3	19:18'57.499
8								8	28.458	25.605	30.627	51.665	2'16.355P	204,5	19:21'13.854

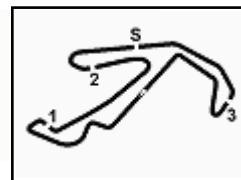
66 P. VENEROSI PESCIOLINI (1'40.542)								70 G. GIORGI (1'38.508)							
Giro	Seg.1	Seg.2	Seg.3	Seg.4	T. Giro	km/h	Local Time	Giro	Seg.1	Seg.2	Seg.3	Seg.4	T. Giro	km/h	Local Time
1							19:00'30.638	1							19:03'28.492
2	1'00.188	34.054	39.770	29.001	2'43.013P	146,5	19:03'13.651	2	3'25.281	30.585	32.474	23.730	4'52.070P	205,3	19:08'20.562
3	32.677	27.959	34.359	24.777	1'59.772	164,4	19:05'13.423	3	27.930	23.982	28.120	22.656	1'42.688	215,1	19:10'03.250
4	28.914	25.641	30.335	24.954	1'49.844	204,5	19:07'03.267	4	26.634	23.893	28.292	22.620	1'41.439	214,7	19:11'44.689
5	27.690	24.637	28.164	23.272	1'43.763	216,4	19:08'47.030	5	26.460	23.756	27.599	22.030	1'39.845	216,9	19:13'24.534
6	27.500	24.022	28.299	23.137	1'42.958	216,0	19:10'29.988	6	26.265	23.568	27.675	22.235	1'39.743C	217,3	19:15'04.277
7	27.653	24.394	28.393	22.974	1'43.414	216,0	19:12'13.402	7	26.946	23.583	27.703	22.268	1'40.500	217,7	19:16'44.777
8	27.247	24.054	28.178	23.674	1'43.153	215,6	19:13'56.555	8	26.806	23.340	27.390	22.086	1'39.622	216,4	19:18'24.399
9	27.507	23.993	28.035	22.772	1'42.307	216,9	19:15'38.862	9	26.684	23.779	27.503	22.103	1'40.069	216,4	19:20'04.468
10	27.201	24.172	28.134	3'14.858	4'34.365P	216,4	19:20'13.227	10	26.022	23.298	27.493	22.087	1'38.900	217,3	19:21'43.368
11	44.077	26.311	29.329	24.159	2'03.876P	213,0	19:22'17.103	11	26.278	23.194	27.448	22.137	1'39.057C	216,9	19:23'22.425
12	27.203	24.133	28.179	27.689	1'47.204	216,9	19:24'04.307	12	26.271	23.383	31.032	40.115	2'00.801P	216,4	19:25'23.226
13	27.488	24.097	28.720	23.245	1'43.550	217,3	19:25'47.857	13	3'52.988	24.568	29.402	22.557	5'09.515P	213,0	19:30'32.741
14	27.513	23.999	27.930	22.828	1'42.270	217,3	19:27'30.127	14	26.632	23.827	30.406	23.260	1'44.125C	203,4	19:32'16.866
15	26.995	24.152	28.631	23.441	1'43.219	217,3	19:29'13.346	15	26.299	23.442	27.320	21.988	1'39.049	216,9	19:33'55.915
16	26.987	24.842	28.216	22.746	1'42.791	219,1	19:30'56.137	16	26.437	24.588	27.342	21.977	1'40.344	217,7	19:35'36.259
17	27.224	24.304	28.214	22.726	1'42.468	217,7	19:32'38.605	17	25.959	23.235	27.381	21.933	1'38.508	217,3	19:37'14.767
18	26.973	24.316	28.871	4'53.679	6'13.839P	215,1	19:38'52.444	18	32.057	30.245	34.398	48.253	2'24.953P	179,7	19:39'39.720
19	46.016	25.523	29.544	23.001	2'04.084P	208,5	19:40'56.528								
20	27.460	23.994	28.067	22.916	1'42.437	216,9	19:42'38.965								
21	27.104	23.990	27.976	22.914	1'41.984	216,9	19:44'20.949								
22	26.988	23.926	27.956	22.752	1'41.622	217,7	19:46'02.571								
23	28.496	24.348	28.328	23.188	1'44.360	216,4	19:47'46.931								
24	27.185	23.866	27.989	22.573	1'41.613	216,9	19:49'28.544								
25	27.043	23.903	28.038	22.627	1'41.611	216,9	19:51'10.155								
26	26.788	24.085	27.844	22.599	1'41.316	217,3	19:52'51.471								
27	26.874	23.940	29.037	23.046	1'42.897	218,2	19:54'34.368								
28	26.975	23.890	27.742	22.263	1'40.870	216,9	19:56'15.238								
29	26.905	23.675	27.589	22.373	1'40.542	218,2	19:57'55.780								

67 A. DE GIACOMI (1'38.084)								77 M. NAVATTA (1'43.132)							
Giro	Seg.1	Seg.2	Seg.3	Seg.4	T. Giro	km/h	Local Time	Giro	Seg.1	Seg.2	Seg.3	Seg.4	T. Giro	km/h	Local Time
1		30.601	31.008	23.165		203,4	19:03'36.171	1							19:00'46.624
2	27.395	24.235	27.566	22.361	1'41.557C	215,6	19:05'17.728	2	53.422	35.809	40.311	30.788	2'40.330P	135,8	19:03'26.954
3	26.417	24.142	27.771	22.132	1'40.462	217,3	19:06'58.190	3	37.056	29.104	35.801	28.432	2'10.393	203,4	19:05'37.347
4	26.351	23.515	27.401	21.778	1'39.045	216,9	19:08'37.235	4	31.352	27.074	31.777	25.820	1'56.023	213,0	19:07'33.370
5	26.220	23.318	27.191	21.822	1'38.551	216,4	19:10'15.786	5	29.312	25.855	29.936	24.854	1'49.957	215,1	19:09'23.327
6	26.375	23.271	28.232	22.201	1'40.079	215,1	19:11'55.865	6	29.594	25.621	29.672	24.476	1'49.363	212,6	19:11'12.690
7	25.964	23.665	27.060	21.738	1'38.427	217,3	19:13'34.292	7	30.079	25.291	29.309	23.882	1'48.561	215,1	19:13'01.251
8	26.156	23.127	27.072	21.729	1'38.084	217,7	19:15'12.376	8	28.478	25.230	29.042	25.132	1'47.882	214,3	19:14'49.133
9	26.195	23.229	27.244	22.044	1'38.712C	216,9	19:16'51.088	9	30.058	24.901	29.161	3'50.171	5'14.291P	215,6	19:20'03.424
10	26.471	24.264	27.151	22.170	1'40.056C	217,7	19:18'31.144	10	48.024	25.053	28.673	23.431	2'05.181P	215,1	19:22'08.605
11	26.077	23.121	27.051	22.234	1'38.483C	217,3	19:20'09.627	11	27.392	25.288	28.511	23.221	1'44.412	215,6	19:23'53.017
12	26.204	23.160	27.057	21.771	1'38.192	217,7	19:21'47.819	12	44.198	26.026	29.163	24.696	2'04.083	215,1	19:25'57.100
13	36.721	24.711			2'23.578P	217,3	19:24'11.397	13	28.018	24.481	29.545	23.461	1'45.505	215,1	19:27'42.605
14	5'18.321	23.600	27.782	22.107	6'31.810P	216,0	19:30'43.207	14	27.336	24.668	28.087	23.041	1'43.132	216,4	19:29'25.737
15	26.164	23.179	27.027	23.200	1'39.570	217,3	19:32'22.777	15	26.954	24.501	29.093	23.549	1'44.097	196,0	19:31'09.834
16	26.214	32.773	27.545	22.860	1'49.392	217,7	19:34'12.169	16	27.759	24.543	29.143	4'32.557	5'54.002P	217,3	19:37'03.836
17	26.445	23.440	27.220	34.972	1'52.077P	217,7	19:36'04.246	17	52.260	29.227	37.710	28.090	2'27.287P	139,2	19:39'31.123
18	3'52.570	27.050	31.071	23.482	5'14.173P	205,7	19:41'18.419	18	32.616	27.586	31.820	24.768	1'56.790	207,7	19:41'27.913
19	27.987	23.870	28.293	23.161	1'43.311	199,6	19:43'01.730	19	30.955	26.096	31.146	25.183	1'53.380	212,2	19:43'21.293
20	26.781	23.802	27.189	21.906	1'39.678	217,7	19:44'41.408	20	29.737	25.711	31.504	24.401	1'51.353	206,5	19:45'12.646
21	26.297	23.245	27.192	21.971	1'38.705	217,3	19:46'20.113	21	28.597	24.674	29.803	4'06.193	5'29.267P	215,1	19:50'41.913
22	26.141	23.254	27.111	22.297	1'38.803	217,7	19:47'58.916	22	45.643	26.474	29.475	23.338	2'04.930P	214,3	19:52'46.843
23	26.363	23.183	27.382	22.311	1'39.239	217,7	19:49'38.155								
24	26.659	25.870	31.964	45.233	2'09.726CP	179,7	19:51'47.881								

69 M. MONTAGNESE (1'41.615)								79 J. ZELGER (1'39.442)							
Giro	Seg.1	Seg.2	Seg.3	Seg.4	T. Giro	km/h	Local Time	Giro	Seg.1	Seg.2	Seg.3	Seg.4	T. Giro	km/h	Local Time
1								1							19:02'44.954
2								2	30.508	25.876	30.704	23.811	1'50.899	210,5	19:04'35.853
3								3	27.836	24.330	28.778	23.012	1'43.956	215,6	19:06'19.809
4								4	28.272	24.083	28.566	22.703	1'43.624	216,9	19:08'03.433
5								5	26.512	23.622	27.401	22.582	1'40.117C	216,9	19:09'43.550
6								6	26.829	23.599	27.599	22.331	1'40.358	217,3	19:11'23.908

06/10/2023 P = Box In/Out - C = Tempo Invalidato

Powered by FICR PERUGIA TIMING



Misano Porsche Festival, 7-8 Ottobre 2023
Porsche Carrera Cup Italia - Analisi Tempi Prove Libere 1

7	26.902	23.590	29.004	22.656	1'42.152	201,5	19:13'06.060
8	27.006	23.688	28.460	24.126	1'43.280	217,7	19:14'49.340
9	26.876	23.424	27.607	22.603	1'40.510	216,4	19:16'29.850
10	26.562	23.607	27.574	22.401	1'40.144	217,7	19:18'09.994
11	26.497	23.425	27.541	22.243	1'39.706	217,3	19:19'49.700
12	26.763	23.180	27.694	22.126	1'39.763	216,4	19:21'29.463
13	26.194	23.540	27.440	22.315	1'39.489	217,3	19:23'08.952
14	33.585	26.061	30.540	39.874	2'10.060P	204,2	19:25'19.012
15	3'57.894	28.722	35.901	24.903	5'27.420P	147,1	19:30'46.432
16	29.487	25.980	28.864	23.225	1'47.556	214,7	19:32'33.988
17	27.066	25.017	34.286	22.901	1'49.270	168,5	19:34'23.258
18	26.431	24.042	34.441	24.503	1'49.417	135,5	19:36'12.675
19	26.818	23.621	30.031	22.622	1'43.092	190,1	19:37'55.767
20	26.904	23.470	27.625	22.163	1'40.162	217,7	19:39'35.929
21	26.712	23.341	28.475	22.355	1'40.883	216,4	19:41'16.812
22	27.099	23.348	27.722	22.380	1'40.549	216,9	19:42'57.361
23	26.536	23.303	27.518	22.085	1'39.442	217,3	19:44'36.803
24	29.485	29.154	33.039	3'58.909	5'30.587P	177,3	19:50'07.390

89 H. HAN (1'40.732)

Giro	Seg.1	Seg.2	Seg.3	Seg.4	T. Giro	km/h	Local Time
1							19:04'28.328
2	1'09.393	36.034	35.648	28.321	2'49.396P	168,8	19:07'17.724
3	31.557	32.076	31.314	25.988	2'00.935	210,5	19:09'18.659
4	29.295	27.045	36.964	25.182	1'58.486	100,3	19:11'17.145
5	29.395	25.278	35.653	24.092	1'54.418	145,9	19:13'11.563
6	30.467	24.969	30.779	23.769	1'49.984	214,7	19:15'01.547
7	27.564	24.032	28.464	22.752	1'42.812	216,4	19:16'44.359
8	29.048	24.053	28.595	42.907	2'04.603P	216,9	19:18'48.962
9	4'52.946	24.521	28.670	23.122	6'09.259P	215,6	19:24'58.221
10	27.305	24.672	27.872	22.960	1'42.809	216,9	19:26'41.030
11	28.257	23.631	27.679	22.832	1'42.399	218,6	19:28'23.429
12	26.571	23.640			1'49.359	218,6	19:30'12.788
13	27.029	24.027	28.058	23.359	1'42.473	218,2	19:31'55.261
14	27.649	23.771	27.868	22.642	1'41.930	217,3	19:33'37.191
15	27.019	23.496	27.964	22.525	1'41.004	218,2	19:35'18.195
16	27.225	23.946	28.429	44.405	2'04.005P	215,6	19:37'22.200
17	4'50.551	28.405	30.760	26.659	6'16.375P	211,4	19:43'38.575
18	30.747	24.549	28.320	24.055	1'47.671	214,7	19:45'26.246
19	27.304	24.523	28.123	22.955	1'42.905	217,3	19:47'09.151
20	28.020	23.797	27.815	22.950	1'42.582	218,2	19:48'51.733
21	27.035	23.517	27.705	22.475	1'40.732	217,3	19:50'32.465
22	27.166	23.615	27.655	22.424	1'40.860	217,3	19:52'13.325
23	32.575	24.510	27.334	23.015	1'47.434	217,7	19:54'00.759
24	26.903	24.000	27.458	22.432	1'40.793	218,2	19:55'41.552
25	27.809	23.814	28.282	43.311	2'03.216P	219,5	19:57'44.768

