

**Misano Porsche Festival, 7-8 Ottobre 2023**

**Porsche Carrera Cup Italia - Classifica Gara 2**

Misano Circuit Sic 58 4.226 m

Giri 19 = 80,294 km - Media 146,263 km/h - Tempo di gara 32'56.296

Num.	Conduttore	Naz	Concorrente	Team	Auto	Classe	Giri	Tempo	Dist.	Rel.	Giro Veloce	
1	<b>25 TEN VOORDE</b> Larry	NLD	Enrico Fulgenzi Racing	Enrico Fulgenzi Racing	Porsche 911 GT3 CUP 99		19	32'56.296		17	<b>1'36.016</b>	
2	<b>12 MASTERS</b> Keagan	ZAF	Ombra Racing	Ombra Racing	Porsche 911 GT3 CUP 99		19	32'59.887	<b>3.591</b>	<b>3.591</b>	4	1'36.277
3	<b>28 AMATI</b> Giorgio	ITA	Dinamic Motorsport	Dinamic Motorsport	Porsche 911 GT3 CUP 99		19	33'02.968	<b>6.672</b>	<b>3.081</b>	12	1'36.189
4	<b>14 AGOSTINI</b> Riccardo	ITA	Scuderia Villorba Corse	Scuderia Villorba Corse	Porsche 911 GT3 CUP 99		19	33'04.533	<b>8.237</b>	<b>1.565</b>	12	1'36.354
5	<b>22 SLUTSKII</b> Artem	ISR	Target Competition	Target Competition	Porsche 911 GT3 CUP 99		19	33'06.025	<b>9.729</b>	<b>1.492</b>	13	1'36.592
6	<b>32 QUARESIMI</b> Gianmarco	ITA	Dinamic Motorsport	Dinamic Motorsport	Porsche 911 GT3 CUP 99		19	33'07.126	<b>10.830</b>	<b>1.101</b>	14	1'36.603
7	<b>23 MALUCELLI</b> Matteo	ITA	Team Malucelli	Team Malucelli	Porsche 911 GT3 CUP 99		19	33'08.045	<b>11.749</b>	<b>0.919</b>	11	1'36.684
8P	<b>3 CERQUI</b> Alberto	ITA	Bedriver	Bedriver	Porsche 911 GT3 CUP 99		19	33'08.712	<b>12.416</b>	<b>0.667</b>	4	1'36.382
9	<b>11 CAGLIONI</b> Leonardo	ITA	Ombra Racing	Ombra Racing	Porsche 911 GT3 CUP 99		19	33'10.821	<b>14.525</b>	<b>2.109</b>	4	1'36.966
10	<b>16 LEVI</b> Ariel	ISR	The Driving Experiences	The Driving Experiences	Porsche 911 GT3 CUP 99		19	33'11.883	<b>15.587</b>	<b>1.062</b>	18	1'36.627
11	<b>30 STRIGNANO</b> Benedetto	ITA	Scuderia Villorba Corse	Scuderia Villorba Corse	Porsche 911 GT3 CUP 99		19	33'14.941	<b>18.645</b>	<b>3.058</b>	11	1'36.815
12	<b>17 FULGENZI</b> Enrico	ITA	Enrico Fulgenzi Racing	Enrico Fulgenzi Racing	Porsche 911 GT3 CUP 99		19	33'20.618	<b>24.322</b>	<b>5.677</b>	14	1'37.279
13	<b>9 FONTANA</b> Andrea	ITA	Ebimotors	Ebimotors	Porsche 911 GT3 CUP 99		19	33'24.068	<b>27.772</b>	<b>3.450</b>	4	1'37.348
14	<b>24 PAPANOPULOS</b> Alexandre	USA	Tsunami RT	Tsunami RT	Porsche 911 GT3 CUP 99		19	33'24.115	<b>27.819</b>	<b>0.047</b>	14	1'37.438
15	<b>6 GUIRRERI</b> Giuseppe	ITA	Raptor Engineering	Raptor Engineering	Porsche 911 GT3 CUP 99		19	33'25.339	<b>29.043</b>	<b>1.224</b>	14	1'37.545
16	<b>67 DE GIACOMI</b> Alex	ITA	Tsunami RT	Tsunami RT	Porsche 911 GT3 CUP 99	MC	19	33'27.675	<b>31.379</b>	<b>2.336</b>	11	1'37.894
17	<b>52 DE AMICIS</b> Alberto	ITA	Ebimotors	Ebimotors	Porsche 911 GT3 CUP 99	MC	19	33'28.106	<b>31.810</b>	<b>0.431</b>	4	1'37.701
18P	<b>2 SLUTSKII</b> Zakhar	ISR	Target Competition	Target Competition	Porsche 911 GT3 CUP 99		19	33'29.282	<b>32.986</b>	<b>1.176</b>	4	1'36.892
19	<b>70 GIORGI</b> Gianluca	ITA	Bedriver	Bedriver	Porsche 911 GT3 CUP 99	MC	19	33'32.694	<b>36.398</b>	<b>3.412</b>	11	1'38.082
20	<b>50 FENICI</b> Francesco Maria	ITA	AB Racing	AB Racing	Porsche 911 GT3 CUP 99	MC	19	33'34.828	<b>38.532</b>	<b>2.134</b>	16	1'38.006
21	<b>64 SELVA</b> Livio	ITA	Ghinzani Arco Motorsport	Ghinzani Arco Motorsport	Porsche 911 GT3 CUP 99	MC	19	33'42.663	<b>46.367</b>	<b>7.835</b>	18	1'38.921
22	<b>55 INTRONA</b> Ilarione	ITA	Ghinzani Arco Motorsport	Ghinzani Arco Motorsport	Porsche 911 GT3 CUP 99	MC	19	33'43.123	<b>46.827</b>	<b>0.460</b>	16	1'38.925
23	<b>51 GNEMMI</b> Paolo	ITA	Ebimotors	Ebimotors	Porsche 911 GT3 CUP 99	MC	19	33'44.890	<b>48.594</b>	<b>1.767</b>	18	1'39.188
24	<b>60 GALASSI</b> Marco	SMR	Team Malucelli	Team Malucelli	Porsche 911 GT3 CUP 99	MC	19	33'46.002	<b>49.706</b>	<b>1.112</b>	14	1'39.174
25	<b>69 MONTAGNESE</b> Massimiliano	ITA	Team Malucelli	Team Malucelli	Porsche 911 GT3 CUP 99	MC	19	33'53.999	<b>57.703</b>	<b>7.997</b>	13	1'39.445
26	<b>66 VENEROSI PESCIOLINI</b> Paolo	ITA	Ebimotors	Ebimotors	Porsche 911 GT3 CUP 99	MC	19	33'54.390	<b>58.094</b>	<b>0.391</b>	13	1'39.968
27P	<b>27 BRASCHI</b> Francesco	ITA	Dinamic Motorsport	Dinamic Motorsport	Porsche 911 GT3 CUP 99		19	33'59.231	<b>1'02.935</b>	<b>4.841</b>	13	1'37.120
28	<b>77 NAVATTA</b> Massimo	ITA	Raptor Engineering	Raptor Engineering	Porsche 911 GT3 CUP 99	MC	17	34'12.017	<b>2 Giri</b>	<b>2 Giri</b>	15	1'41.254
29	<b>8 LORENZO</b> Jorge	ESP	Ghinzani Arco Motorsport	Team Q8 Hi-Perform	Porsche 911 GT3 CUP 99		14	25'06.921	<b>5 Giri</b>	<b>3 Giri</b>	11	1'37.174
30	<b>21 BERTONELLI</b> Diego	ITA	Bonaldi Motorsport	Bonaldi Motorsport	Porsche 911 GT3 CUP 99		13	24'17.518	<b>6 Giri</b>	<b>1 Giro</b>	3	1'37.335
----- Non Classificati -----												
RIT	<b>79 ZELGER</b> Johannes	ITA	Tsunami RT	Tsunami RT	Porsche 911 GT3 CUP 99	MC	6	10'53.142	<b>13 Giri</b>		4	1'39.983
RIT	<b>89 HAN</b> Hulin	CHN	AB Racing	AB Racing	Porsche 911 GT3 CUP 99	MC	6	10'54.179	<b>13 Giri</b>		4	1'40.408
RIT	<b>10 ARMANNI</b> Pietro	ITA	Ombra Racing	Ombra Racing	Porsche 911 GT3 CUP 99		4	6'45.612	<b>15 Giri</b>		4	1'37.734
RIT	<b>38 IAQUINTA</b> Simone	ITA	Ghinzani Arco Motorsport	Ghinzani Arco Motorsport	Porsche 911 GT3 CUP 99		4	6'53.616	<b>15 Giri</b>		3	1'37.160
RIT	<b>15 FESTANTE</b> Aldo	ITA	Dinamic Motorsport	Dinamic Motorsport	Porsche 911 GT3 CUP 99		0					

Partenti: 35 Classificati: 30 Non Classificati: 0 Ritirati: 5 Non Partiti: 0

Giro Veloce N. 17 Num. 25 Larry ten Voorde Tempo 1'36.016 Media. 158,449 Km/h

**Penalty and Infringement**

15.46	<b>2 Z. SLUTSKII</b>	Time Penalty +5 sec - Stewards decision n. 12
15.51	<b>27 F. BRASCHI</b>	Time Penalty +10 sec - Stewards decision n. 27
15.52	<b>3 A. CERQUI</b>	Time Penalty +5 sec - Stewards decision n. 3
17.13	<b>2 Z. SLUTSKII</b>	Time Penalty +10 sec - Stewards decision n. 17

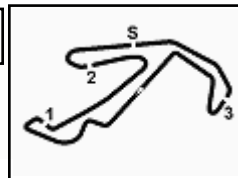
Stewards : Paolo Longoni Antonello Di Spirito Lancieri Gabriele

Inizio 08/10/2023 Fine 15:23 15:57

Esposta alle: .....

Powered by FICR PERUGIA TIMING





**Misano Porsche Festival, 7-8 Ottobre 2023**  
**Porsche Carrera Cup Italia - Classifica di Classe Gara 2**

Misano Circuit Sic 58 4.226 m

**Michelin Cup**

Giri 19 = 80,294 km - Media 143,977 km/h - Tempo di gara 33'27.675

Num.	Conducente	Naz	Concorrente	Team	Auto	Giri	Tempo	Dist.	Rel.	Giro Veloce
1	<b>67 DE GIACOMI</b> Alex	ITA	Tsunami RT	Tsunami RT	Porsche 911 GT3 CUP 99	19	33'27.675			11 1'37.894
2	<b>52 DE AMICIS</b> Alberto	ITA	Ebimotors	Ebimotors	Porsche 911 GT3 CUP 99	19	33'28.106	<b>0.431</b>	<b>0.431</b>	4 <b>1'37.701</b>
3	<b>70 GIORGI</b> Gianluca	ITA	Bedriver	Bedriver	Porsche 911 GT3 CUP 99	19	33'32.694	<b>5.019</b>	<b>4.588</b>	11 1'38.082
4	<b>50 FENICI</b> Francesco Maria	ITA	AB Racing	AB Racing	Porsche 911 GT3 CUP 99	19	33'34.828	<b>7.153</b>	<b>2.134</b>	16 1'38.006
5	<b>64 SELVA</b> Livio	ITA	Ghinzani Arco Motorsport	Ghinzani Arco Motorsport	Porsche 911 GT3 CUP 99	19	33'42.663	<b>14.988</b>	<b>7.835</b>	18 1'38.921
6	<b>55 INTRONA</b> Ilarione	ITA	Ghinzani Arco Motorsport	Ghinzani Arco Motorsport	Porsche 911 GT3 CUP 99	19	33'43.123	<b>15.448</b>	<b>0.460</b>	16 1'38.925
7	<b>51 GNEMMI</b> Paolo	ITA	Ebimotors	Ebimotors	Porsche 911 GT3 CUP 99	19	33'44.890	<b>17.215</b>	<b>1.767</b>	18 1'39.188
8	<b>60 GALASSI</b> Marco	SMR	Team Malucelli	Team Malucelli	Porsche 911 GT3 CUP 99	19	33'46.002	<b>18.327</b>	<b>1.112</b>	14 1'39.174
9	<b>69 MONTAGNESE</b> Massimiliano	ITA	Team Malucelli	Team Malucelli	Porsche 911 GT3 CUP 99	19	33'53.999	<b>26.324</b>	<b>7.997</b>	13 1'39.445
10	<b>66 VENEROSI PESCIOLINI</b> Paolo	ITA	Ebimotors	Ebimotors	Porsche 911 GT3 CUP 99	19	33'54.390	<b>26.715</b>	<b>0.391</b>	13 1'39.968
11	<b>77 NAVATTA</b> Massimo	ITA	Raptor Engineering	Raptor Engineering	Porsche 911 GT3 CUP 99	17	34'12.017	<b>2 Giri</b>	<b>2 Giri</b>	15 1'41.254
----- <b>Non Classificati</b> -----										
RIT	<b>79 ZELGER</b> Johannes	ITA	Tsunami RT	Tsunami RT	Porsche 911 GT3 CUP 99	6	10'53.142	<b>13 Giri</b>		4 1'39.983
RIT	<b>89 HAN</b> Huilin	CHN	AB Racing	AB Racing	Porsche 911 GT3 CUP 99	6	10'54.179	<b>13 Giri</b>		4 1'40.408

Partenti: 13 Classificati: 11 Non Classificati: 0 Ritirati: 2 Non Partiti: 0  
Giro Veloce N. 4 Num. 52 Alberto De Amicis Tempo 1'37.701 Media. 155,716 Km/h

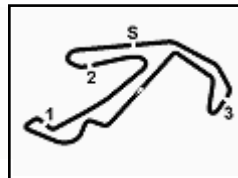
Stewards : Paolo Longoni Antonello Di Spirito Lancieri Gabriele

08/10/2023 Inizio 15:23 Fine 15:57

Esposta alle: .....

Powered by FICr PERUGIA TIMING





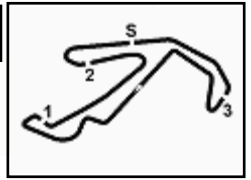
Misano Circuit Sic 58 4.226 m

		Giro																		
	1	2	3	4	5	6	7	8	9	10	11	12	13	14	15	16	17	18	19	
1	25	25	25	25	25	25	25	25	25	25	25	25	25	25	25	25	25	25	25	25
2	12	12	12	12	12	12	12	12	12	12	12	12	12	12	12	12	12	12	12	12
3	3	3	3	3	3	3	3	3	3	3	3	3	3	28	28	28	28	28	28	28
4	28	28	28	28	28	28	28	28	28	28	28	28	28	3	3	3	3	3	3	3
5	23	23	23	14	14	14	14	14	14	14	14	14	14	14	14	14	14	14	14	14
6	38	38	38	22	22	22	22	22	22	22	22	22	22	22	22	22	22	22	22	22
7	22	14	14	23	23	23	23	23	23	23	23	23	32	32	32	32	32	32	32	32
8	14	22	22	21	32	32	32	32	32	32	32	23	23	23	23	23	23	23	23	23
9	21	21	21	32	8	8	8	8	8	8	8	8	11	11	11	11	11	11	11	11
10	16	8	8	8	11	11	11	11	11	11	11	11	8	8	16	16	16	16	16	16
11	32	32	32	11	16	16	16	16	16	16	16	16	16	16	30	30	30	30	30	2
12	8	16	11	30	21	21	21	21	21	30	30	30	30	30	2	2	2	2	2	30
13	11	11	30	16	30	30	30	30	30	21	21	21	2	2	9	17	17	17	17	17
14	9	30	16	9	9	9	9	9	9	9	9	2	27	27	17	9	9	9	9	9
15	30	9	9	27	27	27	27	27	27	27	2	9	9	9	24	24	24	24	24	24
16	27	27	27	17	17	17	17	17	17	2	17	27	17	17	6	6	6	6	6	6
17	17	17	17	10	52	52	2	2	2	17	27	17	24	24	67	67	67	67	67	67
18	10	10	10	52	24	24	24	24	24	24	24	24	6	6	52	52	52	52	52	52
19	52	52	52	24	2	2	52	52	52	52	52	6	52	52	70	70	70	70	70	70
20	24	24	24	2	6	6	6	6	6	6	6	52	67	67	50	50	50	50	50	50
21	51	51	2	6	67	67	67	67	67	67	67	67	70	70	64	64	64	64	64	64
22	67	67	6	67	51	51	51	51	51	51	70	70	70	50	50	55	55	55	55	55
23	50	6	51	51	70	70	70	70	70	50	50	50	50	64	64	60	60	60	51	51
24	70	70	67	70	50	50	50	50	50	50	64	64	64	60	60	51	51	51	60	60
25	6	50	70	50	64	64	64	64	64	60	60	60	55	55	69	69	69	69	27	27
26	64	2	50	64	79	79	60	60	60	55	55	55	51	51	66	66	66	66	69	69
27	79	64	64	38	60	60	55	55	55	51	51	51	69	69	27	27	27	27	66	66
28	89	79	79	79	89	89	69	69	69	69	69	69	66	66	77	77	77	77		
29	2	60	60	60	55	55	66	66	66	66	66	66	21	77						
30	55	89	89	89	69	69	77	77	77	77	77	77	77							
31	60	55	55	55	66	66														
32	69	69	69	69	77	77														
33	66	77	66	66																
34	77	66	77	77																

Final Result		
1	25 TEN VOORDE L.	Giri 19
2	12 MASTERS K.	3.591
3	28 AMATI G.	6.672
4	14 AGOSTINI R.	8.237
5	22 SLUTSKII A.	9.729
6	32 QUARESMINI G.	10.830
7	23 MALUCELLI M.	11.749
8	3 CERQUI A. (P)	12.416
9	11 CAGLIONI L.	14.525
10	16 LEVI A.	15.587
11	30 STRIGNANO B.	18.645
12	17 FULGENZI E.	24.322
13	9 FONTANA A.	27.772
14	24 PAPADOPULOS A.	27.819
15	6 GUIRRERI G.	29.043
16	67 DE GIACOMI A.	31.379
17	52 DE AMICIS A.	31.810
18	2 SLUTSKII Z. (P)	32.986
19	70 GIORGI G.	36.398
20	50 FENICI F.	38.532
21	64 SELVA L.	46.367
22	55 INTRONA I.	46.827
23	51 GNEMMI P.	48.594
24	60 GALASSI M.	49.706
25	69 MONTAGNESE M.	57.703
26	66 VENEROSI PESCIOL	58.094
27	27 BRASCHI F. (P)	1'02.935
28	77 NAVATTA M.	2 Giri
29	8 LORENZO J.	5 Giri
30	21 BERTONELLI D.	6 Giri
RIT	79 ZELGER J.	13 Giri
RIT	89 HAN H.	13 Giri
RIT	10 ARMANNI P.	15 Giri
RIT	38 IAQUINTA S.	15 Giri
RIT	15 FESTANTE A.	



Misano Porsche Festival, 7-8 Ottobre 2023  
Porsche Carrera Cup Italia - Best Sectors & Speed Gara 2



CLASSIFICA

1	25 TEN VOORDE Larry	Porsche 911 GT3 CUP 992	Giri 19
2	12 MASTERS Keagan	Porsche 911 GT3 CUP 992	3.591
3	28 AMATI Giorgio	Porsche 911 GT3 CUP 992	6.672
4	14 AGOSTINI Riccardo	Porsche 911 GT3 CUP 992	8.237
5	22 SLUTSKII Artem	Porsche 911 GT3 CUP 992	9.729
6	32 QUARESMINI Gianmarco	Porsche 911 GT3 CUP 992	10.830
7	23 MALUCELLI Matteo	Porsche 911 GT3 CUP 992	11.749
8	3 CERQUI Alberto	Porsche 911 GT3 CUP 992	12.416
9	11 CAGLIONI Leonardo	Porsche 911 GT3 CUP 992	14.525
10	16 LEVI Ariel	Porsche 911 GT3 CUP 992	15.587
11	30 STRIGNANO Benedetto	Porsche 911 GT3 CUP 992	18.645
12	17 FULGENZI Enrico	Porsche 911 GT3 CUP 992	24.322
13	9 FONTANA Andrea	Porsche 911 GT3 CUP 992	27.772
14	24 PAPADOPULOS Alexandre	Porsche 911 GT3 CUP 992	27.819
15	6 GUIRRERI Giuseppe	Porsche 911 GT3 CUP 992	29.043
16	67 DE GIACOMI Alex	Porsche 911 GT3 CUP 992	31.379
17	52 DE AMICIS Alberto	Porsche 911 GT3 CUP 992	31.810
18	2 SLUTSKII Zakhar	Porsche 911 GT3 CUP 992	32.986
19	70 GIORGI Gianluca	Porsche 911 GT3 CUP 992	36.398
20	50 FENICI Francesco Maria	Porsche 911 GT3 CUP 992	38.532
21	64 SELVA Livio	Porsche 911 GT3 CUP 992	46.367
22	55 INTRONA Ilarione	Porsche 911 GT3 CUP 992	46.827
23	51 GNEMMI Paolo	Porsche 911 GT3 CUP 992	48.594
24	60 GALASSI Marco	Porsche 911 GT3 CUP 992	49.706
25	69 MONTAGNESE Massimiliano	Porsche 911 GT3 CUP 992	57.703
26	66 VENEROSI PESCIOLINI Paolo	Porsche 911 GT3 CUP 992	58.094
27	27 BRASCHI Francesco	Porsche 911 GT3 CUP 992	102.935
28	77 NAVATTA Massimo	Porsche 911 GT3 CUP 992	2 Giri
29	8 LORENZO Jorge	Porsche 911 GT3 CUP 992	5 Giri
30	21 BERTONELLI Diego	Porsche 911 GT3 CUP 992	6 Giri
RIT	79 ZELGER Johannes	Porsche 911 GT3 CUP 992	13 Giri
RIT	89 HAN Huilin	Porsche 911 GT3 CUP 992	13 Giri
RIT	10 ARMANNI Pietro	Porsche 911 GT3 CUP 992	15 Giri
RIT	38 IAQUINTA Simone	Porsche 911 GT3 CUP 992	15 Giri
RIT	15 FESTANTE Aldo	Porsche 911 GT3 CUP 992	

SPEED

1	2 SLUTSKII Zakhar	Porsche 911 GT3 CUP 992	219,5
2	22 SLUTSKII Artem	Porsche 911 GT3 CUP 992	219,1
3	32 QUARESMINI Gianmarco	Porsche 911 GT3 CUP 992	219,1
4	52 DE AMICIS Alberto	Porsche 911 GT3 CUP 992	219,1
5	24 PAPADOPULOS Alexandre	Porsche 911 GT3 CUP 992	218,6
6	51 GNEMMI Paolo	Porsche 911 GT3 CUP 992	218,6
7	16 LEVI Ariel	Porsche 911 GT3 CUP 992	218,6
8	14 AGOSTINI Riccardo	Porsche 911 GT3 CUP 992	218,6
9	9 FONTANA Andrea	Porsche 911 GT3 CUP 992	218,6
10	55 INTRONA Ilarione	Porsche 911 GT3 CUP 992	218,6
11	8 LORENZO Jorge	Porsche 911 GT3 CUP 992	218,2
12	17 FULGENZI Enrico	Porsche 911 GT3 CUP 992	218,2
13	30 STRIGNANO Benedetto	Porsche 911 GT3 CUP 992	218,2
14	64 SELVA Livio	Porsche 911 GT3 CUP 992	218,2
15	67 DE GIACOMI Alex	Porsche 911 GT3 CUP 992	218,2
16	70 GIORGI Gianluca	Porsche 911 GT3 CUP 992	218,2
17	23 MALUCELLI Matteo	Porsche 911 GT3 CUP 992	217,7
18	27 BRASCHI Francesco	Porsche 911 GT3 CUP 992	217,7
19	11 CAGLIONI Leonardo	Porsche 911 GT3 CUP 992	217,7
20	6 GUIRRERI Giuseppe	Porsche 911 GT3 CUP 992	217,7
21	12 MASTERS Keagan	Porsche 911 GT3 CUP 992	217,3
22	28 AMATI Giorgio	Porsche 911 GT3 CUP 992	217,3
23	21 BERTONELLI Diego	Porsche 911 GT3 CUP 992	216,9
24	38 IAQUINTA Simone	Porsche 911 GT3 CUP 992	216,9
25	69 MONTAGNESE Massimiliano	Porsche 911 GT3 CUP 992	216,9
26	3 CERQUI Alberto	Porsche 911 GT3 CUP 992	216,4
27	89 HAN Huilin	Porsche 911 GT3 CUP 992	216,4
28	79 ZELGER Johannes	Porsche 911 GT3 CUP 992	216,4
29	66 VENEROSI PESCIOLINI Paolo	Porsche 911 GT3 CUP 992	216,4
30	25 TEN VOORDE Larry	Porsche 911 GT3 CUP 992	216,4
31	60 GALASSI Marco	Porsche 911 GT3 CUP 992	216,4
32	10 ARMANNI Pietro	Porsche 911 GT3 CUP 992	216,0
33	50 FENICI Francesco Maria	Porsche 911 GT3 CUP 992	216,0
34	77 NAVATTA Massimo	Porsche 911 GT3 CUP 992	215,6
35	15 FESTANTE Aldo	Porsche 911 GT3 CUP 992	141,5

SEG. 1

1	3 CERQUI Alberto	25.312
2	28 AMATI Giorgio	25.313
3	12 MASTERS Keagan	25.322
4	25 TEN VOORDE Larry	25.348
5	16 LEVI Ariel	25.398
6	14 AGOSTINI Riccardo	25.419
7	11 CAGLIONI Leonardo	25.471
8	23 MALUCELLI Matteo	25.512
9	22 SLUTSKII Artem	25.517
10	32 QUARESMINI Gianmarco	25.549
11	38 IAQUINTA Simone	25.564
12	30 STRIGNANO Benedetto	25.615
13	21 BERTONELLI Diego	25.635
14	8 LORENZO Jorge	25.643
15	17 FULGENZI Enrico	25.643
16	27 BRASCHI Francesco	25.687
17	50 FENICI Francesco Maria	25.707
18	10 ARMANNI Pietro	25.735
19	52 DE AMICIS Alberto	25.737
20	2 SLUTSKII Zakhar	25.745
21	9 FONTANA Andrea	25.745
22	6 GUIRRERI Giuseppe	25.780
23	70 GIORGI Gianluca	25.885
24	24 PAPADOPULOS Alexandre	25.900
25	67 DE GIACOMI Alex	25.924
26	60 GALASSI Marco	26.148
27	55 INTRONA Ilarione	26.186
28	64 SELVA Livio	26.219
29	69 MONTAGNESE Massimil	26.252
30	51 GNEMMI Paolo	26.253
31	66 VENEROSI PESCIOLIN	26.330
32	89 HAN Huilin	26.504
33	79 ZELGER Johannes	26.597
34	77 NAVATTA Massimo	26.647
35	15 FESTANTE Aldo	34.488

SEG. 2

1	25 TEN VOORDE Larry	22.583
2	12 MASTERS Keagan	22.636
3	3 CERQUI Alberto	22.661
4	28 AMATI Giorgio	22.670
5	16 LEVI Ariel	22.675
6	22 SLUTSKII Artem	22.677
7	38 IAQUINTA Simone	22.690
8	14 AGOSTINI Riccardo	22.713
9	2 SLUTSKII Zakhar	22.722
10	32 QUARESMINI Gianmarco	22.767
11	24 PAPADOPULOS Alexand	22.775
12	23 MALUCELLI Matteo	22.778
13	17 FULGENZI Enrico	22.781
14	11 CAGLIONI Leonardo	22.801
15	9 FONTANA Andrea	22.804
16	27 BRASCHI Francesco	22.832
17	30 STRIGNANO Benedetto	22.840
18	21 BERTONELLI Diego	22.893
19	70 GIORGI Gianluca	22.906
20	6 GUIRRERI Giuseppe	22.912
21	8 LORENZO Jorge	22.932
22	67 DE GIACOMI Alex	22.945
23	52 DE AMICIS Alberto	23.025
24	50 FENICI Francesco Maria	23.038
25	55 INTRONA Ilarione	23.040
26	10 ARMANNI Pietro	23.052
27	64 SELVA Livio	23.134
28	60 GALASSI Marco	23.143
29	69 MONTAGNESE Massimil	23.164
30	51 GNEMMI Paolo	23.204
31	79 ZELGER Johannes	23.309
32	89 HAN Huilin	23.395
33	66 VENEROSI PESCIOLIN	23.432
34	77 NAVATTA Massimo	23.460
35	15 FESTANTE Aldo	37.525

SEG. 3

1	32 QUARESMINI Gianmarco	26.756
2	25 TEN VOORDE Larry	26.781
3	12 MASTERS Keagan	26.806
4	30 STRIGNANO Benedetto	26.837
5	22 SLUTSKII Artem	26.848
6	3 CERQUI Alberto	26.854
7	27 BRASCHI Francesco	26.862
8	14 AGOSTINI Riccardo	26.865
9	16 LEVI Ariel	26.884
10	28 AMATI Giorgio	26.895
11	23 MALUCELLI Matteo	26.902
12	6 GUIRRERI Giuseppe	26.919
13	17 FULGENZI Enrico	26.929
14	8 LORENZO Jorge	26.961
15	2 SLUTSKII Zakhar	26.990
16	21 BERTONELLI Diego	27.020
17	38 IAQUINTA Simone	27.022
18	10 ARMANNI Pietro	27.034
19	9 FONTANA Andrea	27.038
20	11 CAGLIONI Leonardo	27.054
21	24 PAPADOPULOS Alexandre	27.115
22	67 DE GIACOMI Alex	27.117
23	52 DE AMICIS Alberto	27.155
24	50 FENICI Francesco Maria	27.236
25	70 GIORGI Gianluca	27.270
26	79 ZELGER Johannes	27.448
27	55 INTRONA Ilarione	27.464
28	69 MONTAGNESE Massimil	27.481
29	66 VENEROSI PESCIOLIN	27.494
30	51 GNEMMI Paolo	27.517
31	64 SELVA Livio	27.539
32	60 GALASSI Marco	27.611
33	89 HAN Huilin	27.751
34	77 NAVATTA Massimo	27.817
35	15 FESTANTE Aldo	46.958

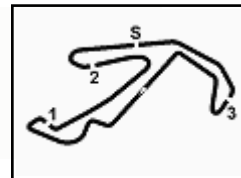
SEG. 4

1	25 TEN VOORDE Larry	21.138
2	12 MASTERS Keagan	21.142
3	32 QUARESMINI Gianmarco	21.204
4	2 SLUTSKII Zakhar	21.240
5	16 LEVI Ariel	21.260
6	14 AGOSTINI Riccardo	21.279
7	28 AMATI Giorgio	21.283
8	3 CERQUI Alberto	21.285
9	22 SLUTSKII Artem	21.299
10	30 STRIGNANO Benedetto	21.299
11	23 MALUCELLI Matteo	21.332
12	27 BRASCHI Francesco	21.340
13	8 LORENZO Jorge	21.369
14	38 IAQUINTA Simone	21.399
15	21 BERTONELLI Diego	21.400
16	24 PAPADOPULOS Alexandre	21.413
17	11 CAGLIONI Leonardo	21.428
18	6 GUIRRERI Giuseppe	21.447
19	17 FULGENZI Enrico	21.489
20	67 DE GIACOMI Alex	21.502
21	10 ARMANNI Pietro	21.538
22	9 FONTANA Andrea	21.560
23	52 DE AMICIS Alberto	21.572
24	70 GIORGI Gianluca	21.613
25	50 FENICI Francesco Maria	21.620
26	51 GNEMMI Paolo	21.663
27	64 SELVA Livio	21.753
28	69 MONTAGNESE Massimil	21.851
29	55 INTRONA Ilarione	21.857
30	60 GALASSI Marco	21.866
31	79 ZELGER Johannes	21.903
32	66 VENEROSI PESCIOLIN	22.067
33	77 NAVATTA Massimo	22.297
34	89 HAN Huilin	22.341



Misano Porsche Festival, 7-8 Ottobre 2023  
Porsche Carrera Cup Italia - Analisi Tempi Gara 2

6.5



Misano Circuit Sic 58.4.226m

Start at 15:23'21.396

1 / 6

2 Z. SLUTSKII (1'36.892)							
Giro	Seg.1	Seg.2	Seg.3	Seg.4	T. Giro	km/h	Local Time
1		25.627	28.186	22.404	1'55.078	216,9	15:25'16.474
2	26.368	22.971	27.032	21.919	1'38.290	217,3	15:26'54.764
3	26.102	23.048	27.187	21.861	1'38.198	218,6	15:28'32.962
4	25.802	22.777	<b>26.990</b>	21.323	<b>1'36.892</b>	216,9	15:30'09.854
5	25.859	<b>22.722</b>	31.735	28.581	1'48.897	161,4	15:31'58.751
6	31.736	33.972	40.845	22.543	2'09.096	197,8	15:34'07.847
7	26.134	22.895	27.156	29.105	1'45.290	216,4	15:35'53.137
8	32.569	42.717	36.270	27.296	2'18.852	134,3	15:38'11.989
9	28.667	37.606	42.581	22.152	2'11.006	139,2	15:40'22.995
10	26.151	22.960	<b>26.990</b>	21.371	1'37.472	218,2	15:42'00.467
11	25.798	23.269	27.129	<b>21.240</b>	1'37.436	216,4	15:43'37.903
12	25.799	22.829	26.994	21.398	1'37.020	217,7	15:45'14.923
13	<b>25.745</b>	22.959	27.064	21.437	1'37.205	218,6	15:46'52.128
14	26.275	22.941	27.121	21.492	1'37.829	217,7	15:48'29.957
15	25.802	22.887	27.032	21.385	1'37.106	<b>219,5</b>	15:50'07.063
16	25.839	22.891	27.016	21.365	1'37.111	219,1	15:51'44.174
17	25.753	22.889	26.994	21.347	1'36.983	219,1	15:53'21.157
18	25.826	22.996	27.042	21.422	1'37.286	218,2	15:54'58.443
19	25.772	22.767	27.152	21.544	1'37.235	<b>219,5</b>	15:56'35.678

Tempo di gara 33'14.282 + 15.000Pen

18	25.984	23.061	27.358	21.843	1'38.246	216,0	15:55'08.172
19	26.132	23.007	27.522	21.902	1'38.563	216,0	15:56'46.735

Tempo di gara 33'25.339

8 J. LORENZO (1'37.174)							
Giro	Seg.1	Seg.2	Seg.3	Seg.4	T. Giro	km/h	Local Time
1		23.937	27.002	21.707	1'47.372	216,4	15:25'08.768
2	26.085	23.122	27.280	22.453	1'38.940	217,7	15:26'47.708
3	25.863	23.033	<b>26.961</b>	<b>21.369</b>	1'37.226	216,4	15:28'24.934
4	<b>25.643</b>	22.970	27.164	22.426	1'38.203	217,7	15:30'03.137
5	25.976	23.355	29.270	29.884	1'48.485	203,0	15:31'51.622
6	29.870	35.062	41.868	26.092	2'12.892	174,2	15:34'04.514
7	26.100	<b>22.932</b>	27.055	26.162	1'42.249	217,3	15:35'46.763
8	30.714	45.075	35.398	27.134	2'18.321	127,2	15:38'05.084
9	29.038	38.227	44.534	22.826	2'14.625	174,2	15:40'19.709
10	25.682	22.989	26.990	21.563	1'37.224	217,3	15:41'56.933
11	25.729	23.067	26.999	21.379	<b>1'37.174</b>	216,9	15:43'34.107
12	25.849	22.990	27.115	21.538	1'37.492	217,7	15:45'11.599
13	26.056	23.343	27.274	21.598	1'38.271	<b>218,2</b>	15:46'49.870
14	26.273	23.048	27.417	21.709	1'38.447	216,0	15:48'28.317

Tempo di gara 25'06.921

3 A. CERQUI (1'36.382)							
Giro	Seg.1	Seg.2	Seg.3	Seg.4	T. Giro	km/h	Local Time
1		23.048	27.432	22.211	1'44.389	214,3	15:25'05.785
2	26.680	22.828	27.041	21.417	1'37.966	215,6	15:26'43.751
3	25.651	22.876	27.168	21.343	1'37.038	216,0	15:28'20.789
4	25.472	22.721	26.881	21.308	<b>1'36.382</b>	215,1	15:29'57.171
5	<b>25.312</b>	22.727	31.230	30.255	1'49.524	214,7	15:31'46.695
6	30.735	33.315	44.157	27.687	2'15.894	134,5	15:34'02.589
7	25.425	22.755	27.063	24.775	1'40.018	215,1	15:35'42.607
8	31.805	42.480	36.164	26.587	2'17.036	142,1	15:37'59.643
9	30.864	37.163	45.968	23.144	2'17.139	136,4	15:40'16.782
10	25.656	22.720	<b>26.854</b>	<b>21.285</b>	1'36.515	216,0	15:41'53.297
11	25.483	22.753	26.984	21.364	1'36.584	215,1	15:43'29.881
12	25.396	<b>22.661</b>	27.025	21.357	1'36.439	215,6	15:45'06.320
13	25.577	22.668	27.035	21.509	1'36.789	216,0	15:46'43.109
14	26.171	23.122	27.006	21.494	1'37.793	216,0	15:48'20.902
15	25.461	22.792	27.081	21.449	1'36.783	<b>216,4</b>	15:49'57.685
16	25.478	22.804	27.164	21.595	1'37.041	<b>216,4</b>	15:51'34.726
17	25.474	22.821	26.942	21.576	1'36.813	216,0	15:53'11.539
18	25.556	22.726	27.009	21.552	1'36.843	215,6	15:54'48.382
19	25.521	22.675	27.114	21.416	1'36.726	215,6	15:56'25.108

Tempo di gara 33'03.712 + 5.000Pen

9 A. FONTANA (1'37.348)							
Giro	Seg.1	Seg.2	Seg.3	Seg.4	T. Giro	km/h	Local Time
1		24.142	27.993	22.546	1'50.048	215,1	15:25'11.444
2	26.421	23.173	27.206	21.702	1'38.502	215,6	15:26'49.946
3	<b>25.745</b>	22.943	27.047	21.686	1'37.421	216,4	15:28'27.367
4	25.946	<b>22.804</b>	<b>27.038</b>	<b>21.560</b>	<b>1'37.348</b>	216,0	15:30'04.715
5	25.762	23.260	31.314	30.020	1'50.356	164,9	15:31'55.071
6	31.499	34.322	41.096	24.153	2'11.070	175,0	15:34'06.141
7	26.277	23.052	27.983	26.739	1'44.051	<b>218,6</b>	15:35'50.192
8	31.043	44.966	35.871	27.391	2'19.271	123,3	15:38'09.463
9	29.430	37.292	43.244	22.554	2'12.520	162,4	15:40'21.983
10	25.753	23.046	27.127	21.689	1'37.615	216,0	15:41'59.598
11	25.902	23.052	27.198	21.744	1'37.896	216,9	15:43'37.494
12	26.498	23.050	27.104	21.761	1'38.413	216,4	15:45'15.907
13	25.778	23.497	27.130	21.819	1'38.224	217,3	15:46'54.131
14	25.890	23.034	27.087	21.652	1'37.663	216,0	15:48'31.794
15	25.936	23.022	27.057	22.775	1'38.790	215,1	15:50'10.584
16	25.824	23.258	27.056	22.476	1'38.614	216,4	15:51'49.198
17	26.209	23.073	27.301	22.096	1'38.679	215,1	15:53'27.877
18	26.135	23.170	27.262	22.037	1'38.604	216,0	15:55'06.481
19	26.305	23.227	27.372	22.079	1'38.983	214,3	15:56'45.464

Tempo di gara 33'24.068

6 G. GUIRRERI (1'37.545)							
Giro	Seg.1	Seg.2	Seg.3	Seg.4	T. Giro	km/h	Local Time
1		24.612	27.846	22.954	1'53.459	<b>217,7</b>	15:25'14.855
2	26.378	23.268	27.267	21.890	1'38.803	216,0	15:26'53.658
3	26.082	23.163	27.546	22.614	1'39.405	216,4	15:28'33.063
4	26.151	23.080	27.002	<b>21.447</b>	1'37.680	216,0	15:30'10.743
5	25.942	<b>22.912</b>	31.446	28.388	1'48.688	175,6	15:31'59.431
6	31.552	34.276	40.629	22.361	2'08.818	204,2	15:34'08.249
7	26.314	23.167	27.744	29.647	1'46.872	216,4	15:35'55.121
8	31.988	43.901	35.970	27.537	2'19.396	135,2	15:38'14.517
9	28.633	37.120	42.021	22.407	2'10.181	129,5	15:40'24.698
10	26.060	23.026	27.304	21.726	1'38.116	<b>217,7</b>	15:42'02.814
11	25.844	23.055	27.231	21.670	1'37.800	216,0	15:43'40.614
12	26.459	23.293	27.035	21.741	1'38.528	215,1	15:45'19.142
13	<b>25.780</b>	23.299	27.105	21.844	1'38.028	216,0	15:46'57.170
14	25.858	23.032	<b>26.919</b>	21.736	<b>1'37.545</b>	216,4	15:48'34.715
15	25.859	23.000	27.096	22.583	1'38.538	216,0	15:50'13.253
16	26.069	23.280	27.394	21.822	1'38.565	215,1	15:51'51.818
17	25.993	23.049	27.399	21.667	1'38.108	215,6	15:53'29.926

10 P. ARMANNI (1'37.734)							
Giro	Seg.1	Seg.2	Seg.3	Seg.4	T. Giro	km/h	Local Time
1		24.552	28.081	22.500	1'51.096	214,3	15:25'12.492
2	26.682	23.375	27.297	21.693	1'39.047	215,1	15:26'51.539
3	26.035	23.128	<b>27.034</b>	<b>21.538</b>	1'37.735	<b>216,0</b>	15:28'29.274
4	25.776	<b>23.052</b>	27.240	21.666	<b>1'37.734</b>	215,6	15:30'07.008

Tempo di gara 6'45.612

11 L. CAGLIONI (1'36.966)							
Giro	Seg.1	Seg.2	Seg.3	Seg.4	T. Giro	km/h	Local Time
1		24.387	28.008	22.232	1'49.591	214,3	15:25'10.987
2	25.655	23.164	27.283	21.744	1'37.846	215,6	15:26'48.833
3	25.789	23.032	27.105	21.807	1'37.733	<b>217,7</b>	15:28'26.566
4	<b>25.471</b>	22.903	<b>27.054</b>	21.538	<b>1'36.966</b>	216,4	15:30'03.532
5	25.827	23.467	29.741	29.615	1'48.650	193,2	15:31'52.182
6	29.879	35.079	41.723	26.061	2'12.742	171,7	15:34'04.924
7	26.270	23.613	27.606	24.973	1'42.462	217,3	15:35'47.386
8	30.403	45.376	35.303	27.146	2'18.228	127,4	15:38'05.614
9	29.026	38.225	44.365	22.692	2'14.308	169,0	15:40'19.922
10	25.782	22.925	27.119	21.479	1'37.305	217,3	15:41'57.227
11	25.790	23.030	27.210	21.500	1'37.530	216,9	15:43'34.757

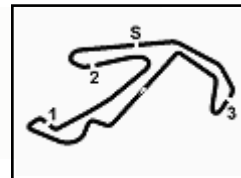
08/10/2023

P = Box In/Out - C = Tempo Invalidato

Powered by FICR PERUGIA TIMING



Misano Porsche Festival, 7-8 Ottobre 2023  
Porsche Carrera Cup Italia - Analisi Tempi Gara 2



Misano Circuit Sic 58 4.226 m

Start at 15:23'21.396

2 / 6

12	25.722	22.940	27.119	21.551	1'37.332	<b>217,7</b>	15:45'12.089	9	29.083	38.811	43.688	22.604	2'14.186	169,3	15:40'20.269
13	25.823	22.895	27.088	21.599	1'37.405	216,9	15:46'49.494	10	25.692	23.054	27.101	21.426	1'37.273	216,9	15:41'57.542
14	25.596	22.871	27.150	<b>21.428</b>	1'37.045	216,4	15:48'26.539	11	25.717	23.493	27.084	21.283	1'37.577	216,9	15:43'35.119
15	25.727	22.988	27.140	21.544	1'37.399	216,4	15:50'03.938	12	25.642	22.980	27.032	21.709	1'37.363	<b>218,6</b>	15:45'12.482
16	25.658	22.840	27.171	21.509	1'37.178	216,4	15:51'41.116	13	26.458	24.147	26.928	21.740	1'39.273	216,4	15:46'51.755
17	25.635	<b>22.801</b>	27.144	21.458	1'37.038	216,4	15:53'18.154	14	<b>25.398</b>	22.945	<b>26.884</b>	21.506	1'36.733	217,3	15:48'28.488
18	25.571	22.831	27.132	21.452	1'36.986	216,4	15:54'55.140	15	26.142	23.033	27.026	21.404	1'37.605	216,9	15:50'06.093
19	25.590	22.867	27.122	21.498	1'37.077	216,9	15:56'32.217	16	25.474	22.917	26.939	21.646	1'36.976	216,9	15:51'43.069

Tempo di gara 33'10.821

**12 K. MASTERS (1'36.277)**

Giro	Seg.1	Seg.2	Seg.3	Seg.4	T. Giro	km/h	Local Time
1		23.046	27.333	22.389	1'44.204	151,1	15:25'05.600
2	26.557	22.827	27.030	21.413	1'37.827	216,9	15:26'43.427
3	25.632	22.910	26.887	21.205	1'36.634	216,0	15:28'20.061
4	25.386	22.776	26.947	21.168	<b>1'36.277</b>	216,0	15:29'56.338
5	25.537	<b>22.636</b>	31.228	30.209	1'49.610	216,4	15:31'45.948
6	30.804	32.983	44.637	27.852	2'16.276	131,7	15:34'02.224
7	<b>25.322</b>	22.795	27.119	24.552	1'39.788	<b>217,3</b>	15:35'42.012
8	31.867	42.011	36.248	26.872	2'16.998	144,0	15:37'59.016
9	31.058	37.110	46.009	23.179	2'17.356	135,0	15:40'16.366
10	25.497	22.835	26.887	21.221	1'36.440	216,0	15:41'52.806
11	25.495	22.709	26.840	21.330	1'36.374	216,9	15:43'29.180
12	25.343	22.771	26.965	21.202	1'36.281	216,9	15:45'05.461
13	25.506	22.753	26.970	<b>21.142</b>	1'36.371	216,9	15:46'41.832
14	25.437	22.849	26.884	21.360	1'36.530	216,0	15:48'18.362
15	25.625	22.861	<b>26.806</b>	21.300	1'36.592	216,9	15:49'54.954
16	25.595	22.809	26.863	21.356	1'36.623	216,9	15:51'31.577
17	25.476	22.908	26.877	21.330	1'36.591	216,9	15:53'08.168
18	25.552	22.796	26.848	21.435	1'36.631	216,9	15:54'44.799
19	25.551	22.737	26.839	21.357	1'36.484	216,9	15:56'21.283

Tempo di gara 32'59.887

**14 R. AGOSTINI (1'36.354)**

Giro	Seg.1	Seg.2	Seg.3	Seg.4	T. Giro	km/h	Local Time
1		23.334	27.631	21.475	1'45.783	214,3	15:25'07.179
2	26.507	23.598	27.265	21.465	1'38.835	215,6	15:26'46.014
3	25.437	22.822	26.866	21.308	1'36.433	216,9	15:28'22.447
4	25.680	22.824	26.933	21.740	1'37.177	217,3	15:29'59.624
5	25.489	<b>22.713</b>	30.123	29.954	1'48.279	215,1	15:31'47.903
6	30.498	34.018	43.328	27.344	2'15.188	135,2	15:34'03.091
7	26.225	22.721	26.996	24.780	1'40.722	216,0	15:35'43.813
8	31.478	43.191	35.750	27.156	2'17.575	161,7	15:38'01.388
9	29.955	37.799	45.425	22.971	2'16.150	156,3	15:40'17.538
10	25.697	22.889	26.946	21.392	1'36.924	216,4	15:41'54.462
11	25.671	22.831	26.902	21.348	1'36.752	217,3	15:43'31.214
12	<b>25.419</b>	22.747	26.870	21.318	<b>1'36.354</b>	216,9	15:45'07.568
13	25.536	22.802	26.941	<b>21.279</b>	1'36.558	216,9	15:46'44.126
14	25.653	22.881	27.008	21.530	1'37.072	<b>218,6</b>	15:48'21.198
15	25.769	22.952	26.966	21.451	1'37.138	216,9	15:49'58.336
16	25.726	22.875	26.945	21.367	1'36.913	217,7	15:51'35.249
17	25.602	22.859	<b>26.865</b>	21.516	1'36.842	217,7	15:53'12.091
18	25.687	22.876	26.933	21.463	1'36.959	217,3	15:54'49.050
19	25.708	22.807	26.873	21.491	1'36.879	217,7	15:56'25.929

Tempo di gara 33'04.533

**16 A. LEVI (1'36.627)**

Giro	Seg.1	Seg.2	Seg.3	Seg.4	T. Giro	km/h	Local Time
1		23.278	27.758	21.641	1'46.515	215,1	15:25'07.911
2	26.124	24.181	27.319	22.443	1'40.067	217,3	15:26'47.978
3	26.263	23.140	27.166	22.492	1'39.061	216,9	15:28'27.039
4	25.751	22.827	27.093	21.532	1'37.203	216,4	15:30'04.242
5	25.798	23.068	30.040	29.692	1'48.598	188,5	15:31'52.840
6	29.930	35.145	41.832	25.352	2'12.259	170,6	15:34'05.099
7	26.385	23.173	27.991	25.437	1'42.986	213,4	15:35'48.085
8	30.210	45.494	35.279	27.015	2'17.998	140,4	15:38'06.083

**17 E. FULGENZI (1'37.279)**

Giro	Seg.1	Seg.2	Seg.3	Seg.4	T. Giro	km/h	Local Time
1		24.143	28.378	22.615	1'50.868	212,6	15:25'12.264
2	26.480	23.218	27.356	21.701	1'38.755	215,1	15:26'51.019
3	26.105	23.082	27.079	21.515	1'37.781	216,9	15:28'28.800
4	25.788	23.107	27.054	21.547	1'37.496	215,6	15:30'06.296
5	<b>25.643</b>	22.866	32.490	29.587	1'50.586	178,2	15:31'56.882
6	31.286	34.201	41.628	22.798	2'09.913	177,3	15:34'06.795
7	26.463	23.081	27.447	28.822	1'45.813	216,9	15:35'52.608
8	32.464	42.816	35.569	27.410	2'18.259	129,5	15:38'10.867
9	29.174	37.580	42.804	22.470	2'12.028	143,2	15:40'22.895
10	26.601	22.991	27.138	<b>21.489</b>	1'38.219	216,9	15:42'01.114
11	25.863	22.939	27.330	21.675	1'37.807	214,7	15:43'38.921
12	26.621	22.868	26.993	21.577	1'38.059	217,3	15:45'16.980
13	25.985	23.028	27.135	21.564	1'37.712	216,0	15:46'54.692
14	25.835	22.892	27.004	21.548	<b>1'37.279</b>	217,7	15:48'31.971
15	26.042	22.927	27.188	22.816	1'38.973	216,4	15:50'10.944
16	25.844	22.958	27.221	21.819	1'37.842	<b>218,2</b>	15:51'48.786
17	25.909	22.811	27.174	21.767	1'37.661	215,1	15:53'26.447
18	25.944	22.884	<b>26.929</b>	21.664	1'37.421	216,0	15:55'03.868
19	25.998	<b>22.781</b>	27.486	21.881	1'38.146	215,1	15:56'42.014

Tempo di gara 33'20.618

**21 D. BERTONELLI (1'37.335)**

Giro	Seg.1	Seg.2	Seg.3	Seg.4	T. Giro	km/h	Local Time
1		23.304	27.687	21.526	1'46.089	216,4	15:25'07.485
2	26.561	23.775	27.113	22.007	1'39.456	<b>216,9</b>	15:26'46.941
3	<b>25.635</b>	22.985	27.315	<b>21.400</b>	<b>1'37.335</b>	216,4	15:28'24.276
4	25.798	<b>22.893</b>	<b>27.020</b>	22.734	1'38.445	216,4	15:30'02.721
5	25.995	23.978	31.138	29.930	1'51.041	181,8	15:31'53.762
6	31.741	33.394	41.861	24.776	2'11.772	193,2	15:34'05.534
7	26.295	23.192	27.918	25.842	1'43.247	216,4	15:35'48.781
8	30.887	44.871	35.637	26.847	2'18.242	124,4	15:38'07.023
9	29.319	38.152	43.811	22.324	2'13.606	164,6	15:40'20.629
10	26.178	23.250	27.178	22.118	1'38.724	215,6	15:41'59.353
11	25.913	22.906	27.165	21.600	1'37.584	<b>216,9</b>	15:43'36.937
12	25.867	23.010	27.046	21.502	1'37.425	<b>216,9</b>	15:45'14.362
13	27.116	31.679	42.182	43.575	2'24.552P	131,1	15:47'38.914

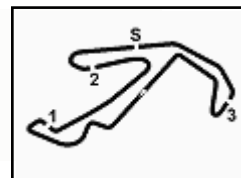
Tempo di gara 24'17.518

**22 A. SLUTSKII (1'36.592)**

Giro	Seg.1	Seg.2	Seg.3	Seg.4	T. Giro	km/h	Local Time
1		23.033	27.182	21.913	1'45.194	216,0	15:25'06.590
2	27.165	23.754	27.280	21.760	1'39.959	217,7	15:26'46.549
3	25.720	23.127	27.218	21.482	1'37.547	216,9	15:28'24.096
4	25.592	22.747	<b>26.848</b>	22.663	1'37.850	217,3	15:30'01.946
5	<b>25.517</b>	22.783	28.734	30.047	1'47.081	216,0	15:31'49.027
6	30.054	34.069	43.263	26.839	2'14.225	149,2	15:34'03.252
7	26.285	22.963	26.859	25.049	1'41.156	217,3	15:35'44.408
8	31.390	43.328	35.774	26.953	2'17.445	155,4	15:38'01.853
9	29.968	37.790	45.551	22.757	2'16.066	147,5	15:40'17.919
10	25.906	22.920	26.939	21.341	1'37.106	217,7	15:41'55.025
11	25.623	22.852	26.970	21.335	1'36.780	217,7	15:43'31.805



Misano Porsche Festival, 7-8 Ottobre 2023  
Porsche Carrera Cup Italia - Analisi Tempi Gara 2



Misano Circuit Sic 58.4.226m

3 / 6

Start at 15:23'21.396

12	25.634	22.772	26.948	<b>21.299</b>	1'36.653	218,2	15:45'08.458	9	31.131	36.838	46.434	23.215	2'17.618	149,2	15:40'16.004
13	25.568	<b>22.677</b>	26.990	21.357	<b>1'36.592</b>	217,7	15:46'45.050	10	25.471	22.717	26.809	21.275	1'36.272	215,1	15:41'52.276
14	25.655	22.870	27.103	21.375	1'37.003	217,7	15:48'22.053	11	25.468	22.657	26.868	21.155	1'36.148	214,7	15:43'28.424
15	25.785	23.112	27.004	21.369	1'37.270	217,7	15:49'59.323	12	25.394	22.635	26.836	21.197	1'36.062	214,7	15:45'04.486
16	25.724	22.740	27.007	21.416	1'36.887	218,2	15:51'36.210	13	<b>25.348</b>	22.726	26.815	21.216	1'36.105	215,1	15:46'40.591
17	25.610	22.926	26.933	21.424	1'36.893	<b>219,1</b>	15:53'13.103	14	25.450	22.645	26.904	21.195	1'36.194	214,7	15:48'16.785
18	25.690	22.921	26.935	21.393	1'36.939	<b>219,1</b>	15:54'50.042	15	25.580	22.658	26.851	21.223	1'36.312	<b>216,4</b>	15:49'53.097
19	25.938	22.999	26.902	21.540	1'37.379	218,2	15:56'27.421	16	25.420	22.604	26.858	21.346	1'36.228	215,1	15:51'29.325

Tempo di gara 33'06.025

**23 M. MALUCELLI (1'36.684)**

Giro	Seg.1	Seg.2	Seg.3	Seg.4	T. Giro	km/h	Local Time
1		23.223	27.224	23.616	1'44.885	213,4	15:25'06.281
2	26.790	23.184	27.078	21.470	1'38.522	215,1	15:26'44.803
3	25.620	22.918	27.003	21.495	1'37.036	215,1	15:28'21.839
4	25.549	22.876	27.050	25.036	1'40.511	215,6	15:30'02.350
5	25.555	22.836	28.896	30.387	1'47.674	216,4	15:31'50.024
6	29.799	34.410	43.095	26.715	2'14.019	161,7	15:34'04.043
7	25.751	22.926	27.005	25.636	1'41.318	<b>217,7</b>	15:35'45.361
8	31.082	43.493	36.243	26.547	2'17.365	158,6	15:38'02.726
9	29.944	37.890	45.276	23.073	2'16.183	156,5	15:40'18.909
10	25.777	22.848	26.954	21.581	1'37.160	216,9	15:41'56.069
11	25.562	22.831	<b>26.902</b>	21.389	<b>1'36.684</b>	216,4	15:43'32.753
12	26.198	23.258	27.504	21.460	1'38.420	214,3	15:45'11.173
13	25.578	22.896	26.963	21.427	1'36.864	216,4	15:46'48.037
14	25.617	<b>22.778</b>	26.943	21.442	1'36.780	216,9	15:48'24.817
15	25.567	22.994	27.022	<b>21.332</b>	1'36.915	216,4	15:50'01.732
16	<b>25.512</b>	22.796	26.992	21.557	1'36.857	216,4	15:51'38.589
17	25.678	22.935	27.050	21.415	1'37.078	216,4	15:53'15.667
18	25.712	22.922	27.017	21.424	1'37.075	216,0	15:54'52.742
19	25.571	22.830	26.956	21.342	1'36.699	217,3	15:56'29.441

Tempo di gara 33'08.045

**24 A. PAPADOPULOS (1'37.438)**

Giro	Seg.1	Seg.2	Seg.3	Seg.4	T. Giro	km/h	Local Time
1		23.922	28.021	22.713	1'51.763	218,2	15:25'13.159
2	26.729	23.289	27.577	21.883	1'39.478	215,6	15:26'52.637
3	26.204	22.941	27.387	21.471	1'38.003	216,4	15:28'30.640
4	26.004	22.864	27.445	21.626	1'37.939	216,0	15:30'08.579
5	25.927	22.992	31.675	29.129	1'49.723	159,1	15:31'58.302
6	31.139	34.328	41.126	22.850	2'09.443	184,0	15:34'07.745
7	26.566	22.884	27.337	28.948	1'45.735	216,9	15:35'53.480
8	32.636	42.877	36.300	26.981	2'18.794	135,5	15:38'12.274
9	29.186	37.289	42.709	22.485	2'11.669	136,0	15:40'23.943
10	26.063	22.961	<b>27.115</b>	21.421	1'37.560	217,7	15:42'01.503
11	25.954	23.150	27.280	21.682	1'38.066	216,4	15:43'39.569
12	26.493	22.829	27.177	21.585	1'38.084	217,7	15:45'17.653
13	26.046	<b>22.775</b>	27.307	21.502	1'37.630	218,2	15:46'55.283
14	25.916	22.930	27.179	<b>21.413</b>	<b>1'37.438</b>	217,7	15:48'32.721
15	26.981	22.829	27.263	22.559	1'39.632	216,9	15:50'12.353
16	26.212	22.888	27.332	21.940	1'38.372	217,7	15:51'50.725
17	25.996	22.816	27.275	21.763	1'37.850	216,9	15:53'28.575
18	<b>25.900</b>	22.965	27.288	21.792	1'37.945	<b>218,6</b>	15:55'06.520
19	26.675	23.299	27.169	21.848	1'38.991	218,2	15:56'45.511

Tempo di gara 33'24.115

**25 L. TEN VOORDE (1'36.016)**

Giro	Seg.1	Seg.2	Seg.3	Seg.4	T. Giro	km/h	Local Time
1		23.023	27.420	22.607	1'44.198	214,3	15:25'05.594
2	26.273	22.815	27.117	21.401	1'37.606	214,3	15:26'43.200
3	25.629	22.722	<b>26.781</b>	21.212	1'36.344	214,7	15:28'19.544
4	25.547	<b>22.583</b>	26.921	21.223	1'36.274	215,1	15:29'55.818
5	25.473	22.627	31.009	29.996	1'49.105	214,3	15:31'44.923
6	31.049	33.070	44.879	27.987	2'16.985	142,1	15:34'01.908
7	25.439	22.737	27.170	24.155	1'39.501	<b>216,4</b>	15:35'41.409
8	31.767	41.955	36.105	27.150	2'16.977	172,0	15:37'58.386

Tempo di gara 33'02.968

**30 B. STRIGNANO (1'36.815)**

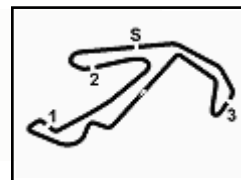
Giro	Seg.1	Seg.2	Seg.3	Seg.4	T. Giro	km/h	Local Time
1		24.081	28.075	22.391	1'50.169	216,4	15:25'11.565
2	25.944	23.136	27.042	21.615	1'37.737	216,0	15:26'49.302
3	25.917	22.842	26.980	21.836	1'37.575	217,3	15:28'26.877
4	25.676	<b>22.840</b>	26.939	21.579	1'37.034	217,3	15:30'03.911
5	25.921	23.394	31.262	29.547	1'50.124	178,8	15:31'54.035

08/10/2023

P = Box In/Out - C = Tempo Invalidato



Misano Porsche Festival, 7-8 Ottobre 2023  
Porsche Carrera Cup Italia - Analisi Tempi Gara 2



Misano Circuit Sic 58 4.226 m

Start at 15:23'21.396

4 / 6

6	31.834	33.801	41.654	24.460	2'11.749	182,7	15:34'05.784	18	25.926	<b>23.038</b>	27.460	<b>21.620</b>	1'38.044	<b>216,0</b>	15:55'16.139
7	26.346	23.204	27.888	26.090	1'43.528	<b>218,2</b>	15:35'49.312	19	25.821	23.060	29.180	22.024	1'40.085	213,9	15:56'56.224
8	30.813	45.190	35.533	26.712	2'18.248	121,5	15:38'07.560								Tempo di gara 33'34.828
9	30.466	37.511	43.315	22.150	2'13.442	168,8	15:40'21.002								
10	26.014	23.235	27.108	21.614	1'37.971	217,7	15:41'58.973								
11	25.674	22.948	26.894	<b>21.299</b>	<b>1'36.815</b>	217,3	15:43'35.788								
12	25.673	23.027	<b>26.837</b>	21.386	1'36.923	217,7	15:45'12.711								
13	26.307	24.295	27.038	21.683	1'39.323	217,3	15:46'52.034								
14	26.196	22.960	26.947	21.403	1'37.506	217,3	15:48'29.540								
15	25.924	23.014	26.926	21.400	1'37.264	217,3	15:50'06.804								
16	25.722	22.842	26.933	21.338	1'36.835	217,3	15:51'43.639								
17	25.805	23.055	26.912	21.436	1'37.208	217,3	15:53'20.847								
18	<b>25.615</b>	22.967	26.970	21.416	1'36.968	216,9	15:54'57.815								
19	25.793	23.203	27.719	21.807	1'38.522	217,3	15:56'36.337								

Tempo di gara 33'14.941

**32 G. QUARESMINI (1'36.603)**

Giro	Seg.1	Seg.2	Seg.3	Seg.4	T. Giro	km/h	Local Time
1		23.968	27.335	21.879	1'47.282	214,3	15:25'08.678
2	26.712	23.278	27.132	22.062	1'39.184	216,0	15:26'47.862
3	26.111	23.167	26.912	21.362	1'37.552	216,0	15:28'25.414
4	25.663	22.915	<b>26.756</b>	22.108	1'37.442	<b>219,1</b>	15:30'02.856
5	26.003	23.390	28.708	29.873	1'47.974	214,7	15:31'50.830
6	29.935	34.249	42.793	26.518	2'13.495	165,1	15:34'04.325
7	25.999	22.881	26.902	25.637	1'41.419	216,4	15:35'45.744
8	31.261	43.685	36.183	26.544	2'17.673	143,8	15:38'03.417
9	29.953	37.964	44.973	22.879	2'15.769	144,8	15:40'19.186
10	25.739	22.878	26.834	21.598	1'37.049	217,7	15:41'56.235
11	25.782	22.858	26.812	21.354	1'36.806	216,9	15:43'33.041
12	25.987	23.312	27.101	<b>21.204</b>	1'37.604	215,6	15:45'10.645
13	25.627	<b>22.767</b>	26.859	21.430	1'36.683	216,4	15:46'47.328
14	25.571	22.867	26.821	21.344	<b>1'36.603</b>	216,0	15:48'23.931
15	25.567	22.907	26.793	21.482	1'36.749	217,3	15:50'00.680
16	<b>25.549</b>	22.841	26.779	21.895	1'37.064	217,3	15:51'37.744
17	25.951	22.931	26.774	21.361	1'37.017	216,9	15:53'14.761
18	25.717	22.945	26.802	21.340	1'36.804	216,9	15:54'51.565
19	25.571	22.989	26.877	21.520	1'36.957	216,9	15:56'28.522

Tempo di gara 33'07.126

**38 S. IAQUINTA (1'37.160)**

Giro	Seg.1	Seg.2	Seg.3	Seg.4	T. Giro	km/h	Local Time
1		23.040	27.249	21.893	1'44.993	214,3	15:25'06.389
2	26.969	23.264	27.082	<b>21.399</b>	1'38.714	215,6	15:26'45.103
3	25.805	22.859	27.050	21.446	<b>1'37.160</b>	216,0	15:28'22.263
4	<b>25.564</b>	<b>22.690</b>	<b>27.022</b>	37.473	1'52.749P	<b>216,9</b>	15:30'15.012

Tempo di gara 6'53.616

**50 F. FENICI (1'38.006)**

Giro	Seg.1	Seg.2	Seg.3	Seg.4	T. Giro	km/h	Local Time
1		24.800	27.939	23.070	1'52.932	214,7	15:25'14.328
2	27.139	23.752	27.336	22.108	1'40.335	215,6	15:26'54.663
3	26.968	23.343	27.494	21.863	1'39.668	215,1	15:28'34.331
4	26.740	23.284	27.537	21.974	1'39.535	215,6	15:30'13.866
5	26.685	23.508	30.950	27.396	1'48.539	208,5	15:32'02.405
6	32.264	33.959	40.674	21.966	2'08.863	156,1	15:34'11.268
7	26.036	23.164	27.919	29.394	1'46.513	215,6	15:35'57.781
8	32.585	44.827	35.651	26.508	2'19.571	117,6	15:38'17.352
9	29.884	36.582	40.937	22.110	2'09.513	145,2	15:40'26.865
10	26.807	24.131	27.309	22.499	1'40.746	214,7	15:42'07.611
11	26.493	23.525	27.548	21.825	1'39.391	214,7	15:43'47.002
12	26.113	23.591	27.580	21.899	1'39.183	215,1	15:45'26.185
13	26.165	23.300	27.324	21.798	1'38.587	215,1	15:47'04.772
14	25.944	23.184	27.543	21.778	1'38.449	214,7	15:48'43.221
15	25.953	23.132	27.495	22.159	1'38.739	<b>216,0</b>	15:50'21.960
16	<b>25.707</b>	23.080	27.389	21.830	<b>1'38.006</b>	215,1	15:51'59.966
17	25.940	23.292	<b>27.236</b>	21.661	1'38.129	215,6	15:53'38.095

Tempo di gara 33'28.106

**55 I. INTRONA (1'38.925)**

Giro	Seg.1	Seg.2	Seg.3	Seg.4	T. Giro	km/h	Local Time
1		25.279	28.406	23.008	1'55.473	216,4	15:25'16.869
2	27.777	24.502	27.763	22.355	1'42.397	215,6	15:26'59.266
3	27.073	23.810	27.678	22.000	1'40.561	216,0	15:28'39.827
4	26.941	23.547	27.759	22.115	1'40.362	216,0	15:30'20.189
5	26.708	24.053	31.014	25.115	1'46.890	212,6	15:32'07.079
6	33.451	32.897	40.842	22.905	2'10.095	201,9	15:34'17.174
7	26.364	23.474	28.103	25.494	1'43.435	217,3	15:36'00.609
8	34.046	43.353	36.439	26.143	2'19.981	150,8	15:38'20.590
9	31.043	35.758	39.415	22.259	2'08.475	165,9	15:40'29.065
10	26.452	23.695	27.671	22.135	1'39.953	217,3	15:42'09.018
11	26.608	23.289	27.963	22.070	1'39.930	<b>218,6</b>	15:43'48.948
12	26.810	23.374	27.680	22.010	1'39.874	216,4	15:45'28.822
13	26.532	23.386	27.660	21.979	1'39.557	217,3	15:47'08.379
14	26.334	23.273	27.470	21.863	1'38.940	216,9	15:48'47.319

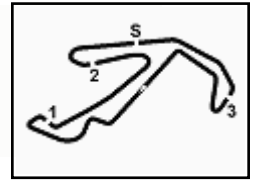
08/10/2023

P = Box In/Out - C = Tempo Invalidato





Misano Porsche Festival, 7-8 Ottobre 2023  
Porsche Carrera Cup Italia - Analisi Tempi Gara 2



Misano Circuit Sic 58 4.226 m

Start at 15:23'21.396

5 / 6

15	26.186	23.169	27.471	23.174	1'40.000	218,2	15:50'27.319	12	26.683	23.684	27.803	22.190	1'40.360	216,0	15:45'31.980
16	26.349	23.040	27.549	21.987	<b>1'38.925</b>	216,9	15:52'06.244	13	26.496	<b>23.432</b>	27.939	22.101	<b>1'39.968</b>	216,0	15:47'11.948
17	26.345	23.569	<b>27.464</b>	<b>21.857</b>	1'39.235	216,9	15:53'45.479	14	27.415	23.583	<b>27.494</b>	<b>22.067</b>	1'40.559	215,6	15:48'52.507
18	26.239	23.127	27.758	22.048	1'39.172	216,4	15:55'24.651	15	26.631	23.596	27.852	22.477	1'40.556	215,6	15:50'33.063
19	26.401	23.705	27.613	22.149	1'39.868	216,4	15:57'04.519	16	26.481	23.579	27.795	22.171	1'40.026	216,0	15:52'13.089

Tempo di gara 33'43.123

60 M. GALASSI (1'39.174)							
Giro	Seg.1	Seg.2	Seg.3	Seg.4	T. Giro	km/h	Local Time
1		24.866	28.861	22.459	1'55.605	213,9	15:25'17.001
2	27.219	23.795	27.981	22.350	1'41.345	215,1	15:26'58.346
3	26.738	23.573	28.003	22.414	1'40.728	214,3	15:28'39.074
4	26.257	23.452	27.991	22.444	1'40.144	213,9	15:30'19.218
5	26.678	23.576	30.102	25.960	1'46.316	213,0	15:32'05.534
6	32.911	33.295	40.579	22.478	2'09.263	176,5	15:34'14.797
7	27.470	24.290	28.265	25.298	1'45.323	215,1	15:36'00.120
8	34.062	42.976	36.390	26.370	2'19.798	157,7	15:38'19.918
9	30.662	35.189	40.490	22.317	2'08.658	152,3	15:40'28.576
10	26.503	23.765	27.631	22.358	1'40.257	<b>216,4</b>	15:42'08.833
11	26.367	23.739	27.647	21.982	1'39.735	216,0	15:43'48.568
12	26.407	23.259	27.709	22.037	1'39.412	216,0	15:45'27.980
13	26.307	23.383	27.743	21.970	1'39.403	215,6	15:47'07.383
14	26.318	23.379	<b>27.611</b>	<b>21.866</b>	<b>1'39.174</b>	215,6	15:48'46.557
15	<b>26.148</b>	23.433	27.694	23.841	1'41.116	216,0	15:50'27.673
16	26.738	23.496	27.617	21.980	1'39.831	215,6	15:52'07.504
17	26.317	<b>23.143</b>	28.203	21.882	1'39.545	214,7	15:53'47.049
18	26.225	24.008	27.707	22.460	1'40.400	216,0	15:55'27.449
19	26.292	23.467	27.864	22.326	1'39.949	216,0	15:57'07.398

Tempo di gara 33'46.002

64 L. SELVA (1'38.921)							
Giro	Seg.1	Seg.2	Seg.3	Seg.4	T. Giro	km/h	Local Time
1		24.606	28.110	22.725	1'54.039	217,3	15:25'15.435
2	26.720	24.068	27.661	21.796	1'40.245	216,4	15:26'55.680
3	26.543	<b>23.134</b>	<b>27.539</b>	21.988	1'39.204	217,7	15:28'34.884
4	26.666	23.168	27.670	21.879	1'39.383	<b>218,2</b>	15:30'14.267
5	26.970	23.706	30.726	27.624	1'49.026	215,1	15:32'03.293
6	32.995	33.887	40.762	23.197	2'10.841	171,4	15:34'14.134
7	27.247	23.774	28.033	26.254	1'45.308	216,4	15:35'59.442
8	32.618	44.098	36.445	26.596	2'19.757	170,6	15:38'19.199
9	29.840	35.595	40.953	22.245	2'08.633	<b>150,2</b>	15:40'27.892
10	26.590	23.630	27.645	22.222	1'40.087	<b>218,2</b>	15:42'07.919
11	26.578	23.462	27.680	21.953	1'39.673	<b>218,2</b>	15:43'47.592
12	26.309	23.407	27.726	21.949	1'39.391	216,9	15:45'26.983
13	26.264	23.267	27.667	<b>21.753</b>	1'38.951	215,6	15:47'05.934
14	<b>26.219</b>	23.359	27.614	22.058	1'39.250	217,7	15:48'45.184
15	26.222	23.139	27.988	22.670	1'40.019	217,7	15:50'25.203
16	26.998	23.333	28.034	22.120	1'40.485	216,9	15:52'05.688
17	26.280	23.267	27.815	21.898	1'39.260	216,9	15:53'44.948
18	26.277	23.142	27.677	21.825	<b>1'38.921</b>	216,9	15:55'23.869
19	26.446	23.333	27.975	22.436	1'40.190	216,4	15:57'04.059

Tempo di gara 33'42.663

66 P. VENEROSI PESCIOLINI (1'39.968)							
Giro	Seg.1	Seg.2	Seg.3	Seg.4	T. Giro	km/h	Local Time
1		24.839	28.940	23.200	1'57.465	215,1	15:25'18.861
2	26.706	25.204	28.032	22.259	1'42.201	215,6	15:27'01.062
3	26.853	23.573	28.611	22.393	1'41.430	214,7	15:28'42.492
4	44.529	24.425	28.083	22.155	1'59.192	211,4	15:30'41.684
5	26.536	24.150	28.504	22.512	1'41.702	210,5	15:32'23.386
6	27.055	24.739	40.538	22.532	1'54.864	209,7	15:34'18.250
7	26.717	23.765	28.565	25.143	1'44.190	215,1	15:36'02.440
8	34.577	43.290	36.070	26.030	2'19.967	119,7	15:38'22.407
9	31.147	35.169	39.485	22.658	2'08.459	183,4	15:40'30.866
10	26.962	23.590	27.788	22.360	1'40.700	214,7	15:42'11.566
11	<b>26.330</b>	23.655	27.780	22.289	1'40.054	215,6	15:43'51.620

67 A. DE GIACOMI (1'37.894)							
Giro	Seg.1	Seg.2	Seg.3	Seg.4	T. Giro	km/h	Local Time
1		24.255	27.899	22.843	1'52.481	215,1	15:25'13.877
2	26.626	23.573	27.438	21.853	1'39.490	217,3	15:26'53.367
3	26.806	23.429	27.896	22.036	1'40.167	213,4	15:28'33.534
4	26.413	23.367	27.539	21.653	1'38.972	216,0	15:30'12.506
5	26.428	23.075	29.659	28.523	1'47.685	213,4	15:32'00.191
6	31.594	34.433	40.753	22.395	2'09.175	117,7	15:34'09.366
7	26.058	23.253	27.408	29.751	1'46.470	216,4	15:35'55.836
8	32.168	44.676	35.115	27.631	2'19.590	131,7	15:38'15.426
9	29.427	37.214	40.927	22.136	2'09.704	137,9	15:40'25.130
10	26.357	<b>22.945</b>	27.302	21.513	1'38.117	217,3	15:42'03.247
11	<b>25.924</b>	22.961	27.294	21.715	<b>1'37.894</b>	217,7	15:43'41.141
12	26.327	23.332	27.447	21.783	1'38.889	<b>218,2</b>	15:45'20.030
13	26.417	23.115	27.193	<b>21.502</b>	1'38.227	217,7	15:46'58.257
14	26.181	23.010	<b>27.117</b>	21.706	1'38.014	217,7	15:48'36.271
15	26.340	23.151	27.230	22.634	1'39.355	216,4	15:50'15.626
16	26.200	23.151	27.170	21.825	1'38.346	216,9	15:51'53.972
17	26.197	23.177	27.318	21.740	1'38.432	216,4	15:53'32.404
18	26.206	23.022	27.290	21.645	1'38.163	216,9	15:55'10.567
19	26.128	23.254	27.292	21.830	1'38.504	216,4	15:56'49.071

Tempo di gara 33'27.675

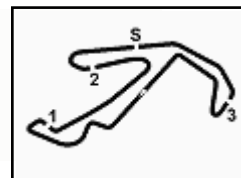
69 M. MONTAGNESE (1'39.445)							
Giro	Seg.1	Seg.2	Seg.3	Seg.4	T. Giro	km/h	Local Time
1		25.119	28.797	22.291	1'55.964	<b>216,9</b>	15:25'17.360
2	27.265	24.883	27.957	22.055	1'42.160	214,7	15:26'59.520
3	27.097	23.887	28.286	21.868	1'41.138	214,7	15:28'40.658
4	26.798	23.266	27.735	22.073	1'39.872	<b>216,9</b>	15:30'20.530
5	26.812	23.950	31.207	24.938	1'46.907	212,6	15:32'07.437
6	33.387	33.037	40.827	22.922	2'10.173	206,1	15:34'17.610
7	26.387	23.487	28.269	25.501	1'43.644	215,6	15:36'01.254
8	34.104	43.662	36.084	25.934	2'19.784	159,1	15:38'21.038
9	31.142	35.766	39.467	22.167	2'08.542	178,8	15:40'29.580
10	26.538	23.478	27.722	22.616	1'40.354	216,0	15:42'09.934
11	26.613	23.561	28.110	21.976	1'40.260	213,4	15:43'50.194
12	26.908	<b>23.164</b>	27.674	<b>21.851</b>	1'39.597	<b>216,9</b>	15:45'29.791
13	<b>26.252</b>	23.563	27.754	21.876	<b>1'39.445</b>	214,3	15:47'09.236
14	27.087	23.551	<b>27.481</b>	21.907	1'40.026	215,6	15:48'49.262
15	27.029	23.569	27.979	22.725	1'41.302	214,7	15:50'30.564
16	26.912	23.847	28.512	22.444	1'41.715	213,4	15:52'12.279
17	26.734	23.456	27.785	22.560	1'40.535	213,9	15:53'52.814
18	27.135	23.214	27.616	22.891	1'40.856	214,7	15:55'33.670
19	27.375	23.983	27.837	22.530	1'41.725	214,3	15:57'15.395

Tempo di gara 33'53.999

70 G. GIORGI (1'38.082)							
Giro	Seg.1	Seg.2	Seg.3	Seg.4	T. Giro	km/h	Local Time
1		24.564	27.939	22.956	1'53.207	216,4	15:25'14.603
2	26.273	23.874	27.483	21.998	1'39.628	216,4	15:26'54.231
3	26.223	23.488	27.801	22.031	1'39.543	<b>218,2</b>	15:28'33.774
4	26.831	23.399	27.633	<b>21.613</b>	1'39.476	217,3	15:30'13.250
5	26.981	23.441	30.958	26.938	1'48.318	210,9	15:32'01.568
6	32.379	33.991	40.693	21.778	2'08.841	149,0	15:34'10.409
7	26.279	23.644	27.563	29.135	1'46.621	215,1	15:35'57.030
8	32.880	44.559	35.829	26.293	2'19.561	109,2	15:38'16.591



Misano Porsche Festival, 7-8 Ottobre 2023  
Porsche Carrera Cup Italia - Analisi Tempi Gara 2



Start at 15:23'21.396

9	29.851	36.837	40.926	22.066	2'09.680	143,0	15:40'26.271
10	26.691	23.139	27.504	21.645	1'38.979	215,6	15:42'05.250
11	25.976	22.922	<b>27.270</b>	21.914	<b>1'38.082</b>	216,4	15:43'43.332
12	<b>25.885</b>	23.359	27.327	21.774	1'38.345	216,4	15:45'21.677
13	25.988	<b>22.906</b>	27.588	21.857	1'38.339	216,0	15:47'00.016
14	25.982	23.031	27.545	21.788	1'38.346	216,0	15:48'38.362
15	26.397	23.312	27.524	22.241	1'39.474	216,9	15:50'17.836
16	26.489	23.021	27.648	22.058	1'39.216	216,4	15:51'57.052
17	25.935	23.097	27.671	21.890	1'38.593	216,0	15:53'35.645
18	26.182	23.070	27.593	21.792	1'38.637	216,4	15:55'14.282
19	26.337	23.092	28.151	22.228	1'39.808	216,0	15:56'54.090

Tempo di gara 33'32.694

**77 M. NAVATTA (1'41.254)**

Giro	Seg.1	Seg.2	Seg.3	Seg.4	T. Giro	km/h	Local Time
1		24.678	28.836	23.099	1'57.687	<b>215,6</b>	15:25'19.083
2	27.382	23.865	28.047	<b>22.297</b>	1'41.591	213,9	15:27'00.674
3	26.708	<b>23.460</b>			1'51.549	215,1	15:28'52.223
4	26.780	23.698	4'17.088	32.676	5'40.242	213,9	15:34'32.465
5	30.840	26.683	31.107	24.279	1'52.909	208,5	15:36'25.374
6	29.228	27.180	35.774	25.279	1'57.461	125,7	15:38'22.835
7	31.901	35.041	39.428	24.147	2'10.517	172,5	15:40'33.352
8	27.899	24.455	28.796	23.321	1'44.471	213,9	15:42'17.823
9	27.199	24.158	28.429	22.918	1'42.704	214,3	15:44'00.527
10	27.246	23.824	27.983	22.846	1'41.899	214,7	15:45'42.426
11	26.976	23.890	28.019	22.684	1'41.569	214,7	15:47'23.995
12	26.741	23.883	28.151	22.655	1'41.430	214,3	15:49'05.425
13	26.752	23.596	28.238	23.021	1'41.607	212,2	15:50'47.032
14	26.907	23.894	28.197	23.013	1'42.011	215,1	15:52'29.043
15	26.775	23.760	<b>27.817</b>	22.902	<b>1'41.254</b>	214,3	15:54'10.297
16	<b>26.647</b>	23.825	28.194	22.845	1'41.511	<b>215,6</b>	15:55'51.808
17	26.957	23.631	28.356	22.661	1'41.605	214,7	15:57'33.413

Tempo di gara 34'12.017

**79 J. ZELGER (1'39.983)**

Giro	Seg.1	Seg.2	Seg.3	Seg.4	T. Giro	km/h	Local Time
1		24.576	27.968	23.309	1'54.282	<b>216,4</b>	15:25'15.678
2	27.557	24.060	<b>27.448</b>	<b>21.903</b>	1'40.968	216,0	15:26'56.646
3	26.821	23.563	27.452	22.205	1'40.041	<b>216,4</b>	15:28'36.687
4	26.619	<b>23.309</b>	27.475	22.580	<b>1'39.983</b>	216,0	15:30'16.670
5	<b>26.597</b>	23.397	29.680	27.694	1'47.368	208,1	15:32'04.038
6	33.453	33.307	40.801	22.939	2'10.500	183,1	15:34'14.538

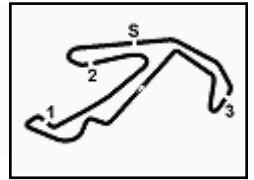
Tempo di gara 10'53.142

**89 H. HAN (1'40.408)**

Giro	Seg.1	Seg.2	Seg.3	Seg.4	T. Giro	km/h	Local Time
1		24.731	28.132	22.952	1'55.002	214,7	15:25'16.398
2	27.440	23.771	28.313	23.194	1'42.718	<b>216,4</b>	15:26'59.116
3	26.752	<b>23.395</b>	27.866	22.443	1'40.456	216,0	15:28'39.572
4	26.574	23.742	<b>27.751</b>	<b>22.341</b>	<b>1'40.408</b>	<b>216,4</b>	15:30'19.980
5	<b>26.504</b>	24.063	30.873	25.344	1'46.784	213,4	15:32'06.764
6	33.209	32.474	40.453	22.675	2'08.811	176,5	15:34'15.575

Tempo di gara 10'54.179





**Misano Porsche Festival, 7-8 Ottobre 2023**

**Porsche Carrera Cup Italia - Griglia Gara 2 (Durata: 30' +1 Giro)**

Misano Circuit Sic 58 4.226 m

66	<b>VENEROSI PESCIOL</b> Ebimotors	Porsche 1'39.592	77	<b>NAVATTA M.</b> Raptor Engineering	Porsche 1'41.751	18
60	<b>GALASSI M.</b> Team Malucelli	Porsche 1'39.159	89	<b>HAN H.</b> AB Racing	Porsche 1'39.411	17
79	<b>ZELGER J.</b> Tsunami RT	Porsche 1'38.489	69	<b>MONTAGNESE M.</b> Team Malucelli	Porsche 1'38.819	16
55	<b>INTRONA I.</b> Ghinzani Arco Motorsport	Porsche 1'38.183	64	<b>SELVA L.</b> Ghinzani Arco Motorsport	Porsche 1'38.201	15
6	<b>GUIRRERI G.</b> Raptor Engineering	Porsche 1'37.675	70	<b>GIORGI G.</b> Bedriver	Porsche 1'37.854	14
67	<b>DE GIACOMI A.</b> Tsunami RT	Porsche 1'37.385	50	<b>FENICI F.</b> AB Racing	Porsche 1'37.475	13
52	<b>DE AMICIS A.</b> Ebimotors	Porsche 1'37.127	51	<b>GNEMMI P.</b> Ebimotors	Porsche 1'37.222	12
24	<b>PAPADOPULOS A.</b> Tsunami RT	Porsche 1'36.952	27	<b>BRASCHI F.</b> Dinamic Motorsport	Porsche 1'37.031	11
30	<b>STRIGNANO B.</b> Scuderia Villorba Corse	Porsche 1'36.437	17	<b>FULGENZI E.</b> Enrico Fulgenzi Racing	Porsche 1'36.610	10
10	<b>ARMANNI P.</b> Ombra Racing	Porsche 1'36.289	9	<b>FONTANA A.</b> Ebimotors	Porsche 1'36.332	9
11	<b>CAGLIONI L.</b> Ombra Racing	Porsche 1'36.239	2	<b>SLUTSKII Z.</b> Target Competition	Porsche 1'36.279	8
8	<b>LORENZO J.</b> Team Q8 Hi-Perform	Porsche 1'36.088	15	<b>FESTANTE A.</b> Dinamic Motorsport	Porsche 1'36.116	7
16	<b>LEVI A.</b> The Driving Experiences	Porsche 1'35.936	32	<b>QUARESMINI G.</b> Dinamic Motorsport	Porsche 1'36.038	6
14	<b>AGOSTINI R.</b> Scuderia Villorba Corse	Porsche 1'35.751	22	<b>SLUTSKII A.</b> Target Competition	Porsche 1'35.817	5
28	<b>AMATI G.</b> Dinamic Motorsport	Porsche 1'35.633	21	<b>BERTONELLI D.</b> Bonaldi Motorsport	Porsche 1'35.657	4
3	<b>CERQUI A.</b> Bedriver	Porsche 1'35.522	38	<b>IAQUINTA S.</b> Ghinzani Arco Motorsport	Porsche 1'35.554	3
23	<b>MALUCELLI M.</b> Team Malucelli	Porsche 1'35.476	12	<b>MASTERS K.</b> Ombra Racing	Porsche 1'35.480	2
			25	<b>TEN VOORDE L.</b> Enrico Fulgenzi Racing	Porsche 1'35.341	1

