

**ACI Racing Weekend Imola, 28-29 Ottobre 2023**

**Porsche Carrera Cup Italia - Classifica Qualifiche**

Num.	Conduttore	Naz	Concorrente	Team	Auto	Classe	Tempo	Dist.	Rel.	Giri
1	<b>26 KLEIN</b> Marvin	FRA	Target Competition	Target Competition	Porsche 911 GT3 CUP 992		<b>1'43.062</b>			12
2	<b>38 IAQUINTA</b> Simone	ITA	Ghinzani Arco Motorsport	Ghinzani Arco Motorsport	Porsche 911 GT3 CUP 992		<b>1'43.285</b>	0.223	0.223	12
3	<b>25 TEN VOORDE</b> Larry	NLD	Enrico Fulgenzi Racing	Enrico Fulgenzi Racing	Porsche 911 GT3 CUP 992		<b>1'43.293</b>	0.231	0.008	13
4	<b>32 QUARESMINI</b> Gianmarco	ITA	Dinamic Motorsport	Dinamic Motorsport	Porsche 911 GT3 CUP 992		<b>1'43.653</b>	0.591	0.360	13
5	<b>14 AGOSTINI</b> Riccardo	ITA	Scuderia Villorba Corse	Scuderia Villorba Corse	Porsche 911 GT3 CUP 992		<b>1'43.758</b>	0.696	0.105	13
6	<b>21 BERTONELLI</b> Diego	ITA	Bonaldi Motorsport	Bonaldi Motorsport	Porsche 911 GT3 CUP 992		<b>1'43.922</b>	0.860	0.164	13
7	<b>2 SLUTSKII</b> Zakhar	ISR	Target Competition	Target Competition	Porsche 911 GT3 CUP 992		<b>1'44.059</b>	0.997	0.137	13
8	<b>22 SLUTSKII</b> Artem	ISR	Target Competition	Target Competition	Porsche 911 GT3 CUP 992		<b>1'44.097</b>	1.035	0.038	14
9	<b>10 ARMANNI</b> Pietro	ITA	Ombra Racing	Ombra Racing	Porsche 911 GT3 CUP 992		<b>1'44.112</b>	1.050	0.015	14
10	<b>15 FESTANTE</b> Aldo	ITA	Dinamic Motorsport	Dinamic Motorsport	Porsche 911 GT3 CUP 992		<b>1'44.217</b>	1.155	0.105	13
11	<b>28 AMATI</b> Giorgio	ITA	Dinamic Motorsport	Dinamic Motorsport	Porsche 911 GT3 CUP 992		<b>1'44.223</b>	1.161	0.006	13
12	<b>11 CAGLIONI</b> Leonardo	ITA	Ombra Racing	Ombra Racing	Porsche 911 GT3 CUP 992		<b>1'44.256</b>	1.194	0.033	14
13	<b>16 LEVI</b> Ariel	ISR	The Driving Experiences	The Driving Experiences	Porsche 911 GT3 CUP 992		<b>1'44.314</b>	1.252	0.058	12
14	<b>23 MALUCELLI</b> Matteo	ITA	Team Malucelli	Team Malucelli	Porsche 911 GT3 CUP 992		<b>1'44.319</b>	1.257	0.005	14
15	<b>33 FELBERMAYR</b> Horst Felix	AUT	The Driving Experiences	The Driving Experiences	Porsche 911 GT3 CUP 992		<b>1'44.374</b>	1.312	0.055	13
16	<b>17 FULGENZI</b> Enrico	ITA	Enrico Fulgenzi Racing	Enrico Fulgenzi Racing	Porsche 911 GT3 CUP 992		<b>1'44.427</b>	1.365	0.053	14
17	<b>3 CERQUI</b> Alberto	ITA	Bedriver	Bedriver	Porsche 911 GT3 CUP 992		<b>1'44.435</b>	1.373	0.008	14
18	<b>7 FREYMUTH</b> Sebastian	DEU	Raptor Engineering	Raptor Engineering	Porsche 911 GT3 CUP 992		<b>1'44.528</b>	1.466	0.093	13
19	<b>8 LORENZO</b> Jorge	ESP	Ghinzani Arco Motorsport	Team Q8 Hi-Perform	Porsche 911 GT3 CUP 992		<b>1'44.605</b>	1.543	0.077	13
20	<b>9 FONTANA</b> Andrea	ITA	Ebimotors	Ebimotors	Porsche 911 GT3 CUP 992		<b>1'44.622</b>	1.560	0.017	13
21	<b>27 BRASCHI</b> Francesco	ITA	Dinamic Motorsport	Dinamic Motorsport	Porsche 911 GT3 CUP 992		<b>1'44.858</b>	1.796	0.236	17
22	<b>52 DE AMICIS</b> Alberto	ITA	Ebimotors	Ebimotors	Porsche 911 GT3 CUP 992	MC	<b>1'44.914</b>	1.852	0.056	14
23	<b>12 IMPERATO</b> Anthony	USA	Ombra Racing	Ombra Racing	Porsche 911 GT3 CUP 992		<b>1'45.124</b>	2.062	0.210	13
24	<b>30 STRIGNANO</b> Benedetto	ITA	Scuderia Villorba Corse	Scuderia Villorba Corse	Porsche 911 GT3 CUP 992		<b>1'45.177</b>	2.115	0.053	13
25	<b>67 DE GIACOMI</b> Alex	ITA	Tsunami RT	Tsunami RT	Porsche 911 GT3 CUP 992	MC	<b>1'45.356</b>	2.294	0.179	16
26	<b>24 PAPANOPULOS</b> Alexandre	USA	Tsunami RT	Tsunami RT	Porsche 911 GT3 CUP 992		<b>1'45.468</b>	2.406	0.112	12
27	<b>6 GUIRRERI</b> Giuseppe	ITA	Raptor Engineering	Raptor Engineering	Porsche 911 GT3 CUP 992		<b>1'45.525</b>	2.463	0.057	18
28	<b>70 GIORGI</b> Gianluca	ITA	Bedriver	Bedriver	Porsche 911 GT3 CUP 992	MC	<b>1'45.615</b>	2.553	0.090	15
29	<b>50 FENICI</b> Francesco Maria	ITA	AB Racing	AB Racing	Porsche 911 GT3 CUP 992	MC	<b>1'45.877</b>	2.815	0.262	18
30	<b>51 GNEMMI</b> Paolo	ITA	Ebimotors	Ebimotors	Porsche 911 GT3 CUP 992	MC	<b>1'45.975</b>	2.913	0.098	17
31	<b>55 SCANZI</b> Carlo	ITA	Ghinzani Arco Motorsport	Ghinzani Arco Motorsport	Porsche 911 GT3 CUP 992	MC	<b>1'46.201</b>	3.139	0.226	16
32	<b>69 MONTAGNESE</b> Massimiliano	ITA	Team Malucelli	Team Malucelli	Porsche 911 GT3 CUP 992	MC	<b>1'46.743</b>	3.681	0.542	18
33	<b>79 ZELGER</b> Johannes	ITA	Tsunami RT	Tsunami RT	Porsche 911 GT3 CUP 992	MC	<b>1'47.257</b>	4.195	0.514	16
34	<b>89 HAN</b> Huilin	CHN	AB Racing	AB Racing	Porsche 911 GT3 CUP 992	MC	<b>1'47.385</b>	4.323	0.128	19
35	<b>64 SELVA</b> Livio	ITA	Ghinzani Arco Motorsport	Ghinzani Arco Motorsport	Porsche 911 GT3 CUP 992	MC	<b>1'47.436</b>	4.374	0.051	15
36	<b>60 GALASSI</b> Marco	SMR	Team Malucelli	Team Malucelli	Porsche 911 GT3 CUP 992	MC	<b>1'47.955</b>	4.893	0.519	16
37	<b>66 VENEROSI PESCIOLINI</b> Paolo	ITA	Ebimotors	Ebimotors	Porsche 911 GT3 CUP 992	MC	<b>1'48.310</b>	5.248	0.355	19

Tempo di Qualificazione: (110% di 1'43.213): 1'53.535

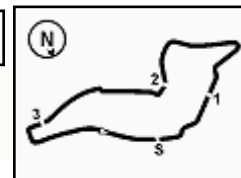
Umidità	51%	ARIA	21°C
Condizioni	DRY	Pista	21°C

Stewards : Paolo Longoni Marino Tassinari Nicola Cadei

28/10/2023 Inizio 10:04 Fine 10:50

Esposta alle: .....





**ACI Racing Weekend Imola, 28-29 Ottobre 2023**

**Porsche Carrera Cup Italia - Classifica Qualifiche**

**Penalty and Infringement**

10.13	79	J. ZELGER	Time Deleted (1'48.811) - Exceeded Track Limits - Turn 14
10.14	21	D. BERTONELLI	Time Deleted (1'53.772) - Exceeded Track Limits - Turn 13
10.16	33	H. FELBERMAYR	Time Deleted (1'46.805) - Exceeded Track Limits - Turn 10
10.18	33	H. FELBERMAYR	Time Deleted (1'45.663) - Exceeded Track Limits - Turn 10
10.19	67	A. DE GIACOMI	Time Deleted (1'46.728) - Exceeded Track Limits - Turn 10
10.19	70	G. GIORGI	Time Deleted (1'23.340) - Exceeded Track Limits - Turn 13
10.19	7	S. FREYMUTH	Time Deleted (1'44.799) - Exceeded Track Limits - Turn 10
10.20	33	H. FELBERMAYR	Time Deleted (1'44.955) - Exceeded Track Limits - Turn 15
10.20	22	A. SLUTSKII	Time Deleted (1'45.397) - Exceeded Track Limits - Turn 10
10.21	27	F. BRASCHI	Time Deleted (5'10.603) - Exceeded Track Limits - Turn 13
10.21	24	A. PAPADOPULOS	Time Deleted (2'22.057) - Exceeded Track Limits - Turn 13
10.21	69	M. MONTAGNESE	Time Deleted (1'48.486) - Exceeded Track Limits - Turn 15
10.21	2	Z. SLUTSKII	Time Deleted (1'45.408) - Exceeded Track Limits - Turn 15
10.21	3	A. CERQUI	Time Deleted (1'49.059) - Exceeded Track Limits - Turn 13
10.21	14	R. AGOSTINI	Time Deleted (1'45.201) - Exceeded Track Limits - Turn 10
10.22	17	E. FULGENZI	Time Deleted (1'47.711) - Exceeded Track Limits - Turn 13
10.22	25	L. TEN VOORDE	Time Deleted (1'47.677) - Exceeded Track Limits - Turn 13
10.22	22	A. SLUTSKII	Time Deleted (1'45.017) - Exceeded Track Limits - Turn 15
10.24	30	B. STRIGNANO	Time Deleted (2'06.630) - Exceeded Track Limits - Turn 15
10.24	15	A. FESTANTE	Time Deleted (1'45.710) - Exceeded Track Limits - Turn 14
10.24	28	G. AMATI	Time Deleted (6'03.031) - Exceeded Track Limits - Turn 10
10.31	38	S. IAQUINTA	Time Deleted (1'44.112) - Exceeded Track Limits - Turn 10
10.32	70	G. GIORGI	Time Deleted (2'41.625) - Exceeded Track Limits - Turn 15
10.33	38	S. IAQUINTA	Time Deleted (2'04.266) - Exceeded Track Limits - Turn 13
10.33	27	F. BRASCHI	Time Deleted (1'50.301) - Exceeded Track Limits - Turn 14
10.38	6	G. GUIRRERI	Time Deleted (1'50.462) - Exceeded Track Limits - Turn 10
10.38	79	J. ZELGER	Time Deleted (1'46.736) - Exceeded Track Limits - Turn 10
10.40	24	A. PAPADOPULOS	Time Deleted (1'46.563) - Exceeded Track Limits - Turn 10
10.40	17	E. FULGENZI	Time Deleted (1'45.992) - Exceeded Track Limits - Turn 15
10.42	15	A. FESTANTE	Time Deleted (1'44.783) - Exceeded Track Limits - Turn 10
10.44	22	A. SLUTSKII	Time Deleted (1'44.425) - Exceeded Track Limits - Turn 10
10.44	17	E. FULGENZI	Time Deleted (1'44.175) - Exceeded Track Limits - Turn 15
10.44	9	A. FONTANA	Time Deleted (1'48.465) - Exceeded Track Limits - Turn 10
10.45	79	J. ZELGER	Time Deleted (1'47.933) - Exceeded Track Limits - Turn 13
10.45	2	Z. SLUTSKII	Time Deleted (1'50.649) - Exceeded Track Limits - Turn 13
10.49	32	G. QUAREMINI	Time Deleted (1'44.122) - Exceeded Track Limits - Turn 10

**Fastest Laps Sequence**

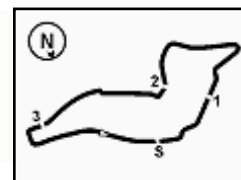
Num.	Concorrente	Naz	Team	Auto	Local Time	Tempo	Dist.	Media
69	M. MONTAGNESE	ITA	Team Malucelli	Porsche 911 GT3 CUP 992	10:08'28.384	<b>2'04.112</b>		142,391
66	P. VENEROSI PESCIOLINI	ITA	Ebimotors	Porsche 911 GT3 CUP 992	10:08'45.600	<b>2'02.991</b>	-1.121	143,689
51	P. GNEMMI	ITA	Ebimotors	Porsche 911 GT3 CUP 992	10:08'57.071	<b>2'00.423</b>	-2.568	146,753
69	M. MONTAGNESE	ITA	Team Malucelli	Porsche 911 GT3 CUP 992	10:10'22.227	<b>1'53.843</b>	-6.580	155,235
64	L. SELVA	ITA	Ghinzani Arco Motorsport	Porsche 911 GT3 CUP 992	10:10'32.446	<b>1'49.795</b>	-4.048	160,958
64	L. SELVA	ITA	Ghinzani Arco Motorsport	Porsche 911 GT3 CUP 992	10:12'20.289	<b>1'47.843</b>	-1.952	163,872
30	B. STRIGNANO	ITA	Scuderia Villorba Corse	Porsche 911 GT3 CUP 992	10:13'43.460	<b>1'46.189</b>	-1.654	166,424
30	B. STRIGNANO	ITA	Scuderia Villorba Corse	Porsche 911 GT3 CUP 992	10:15'28.637	<b>1'45.177</b>	-1.012	168,025
21	D. BERTONELLI	ITA	Bonaldi Motorsport	Porsche 911 GT3 CUP 992	10:18'36.152	<b>1'44.307</b>	-0.870	169,427
21	D. BERTONELLI	ITA	Bonaldi Motorsport	Porsche 911 GT3 CUP 992	10:20'20.304	<b>1'44.152</b>	-0.155	169,679
26	M. KLEIN	FRA	Target Competition	Porsche 911 GT3 CUP 992	10:22'55.485	<b>1'43.989</b>	-0.163	169,945
26	M. KLEIN	FRA	Target Competition	Porsche 911 GT3 CUP 992	10:40'42.226	<b>1'43.062</b>	-0.927	171,473

Stewards : Paolo Longoni Marino Tassinari Nicola Cadei

28/10/2023 Inizio 10:04 Fine 10:50

Esposta alle: .....





Num.	Conduttore	Naz	Concorrente	Team	Auto	Classe	Tempo	Dist.	Rel.	Giri
1	<b>25 TEN VOORDE</b> Larry	NLD	Enrico Fulgenzi Racing	Enrico Fulgenzi Racing	Porsche 911 GT3 CUP 992		<b>1'43.327</b>			13
2	<b>38 IAQUINTA</b> Simone	ITA	Ghinzani Arco Motorsport	Ghinzani Arco Motorsport	Porsche 911 GT3 CUP 992		<b>1'43.552</b>	0.225	0.225	12
3	<b>26 KLEIN</b> Marvin	FRA	Target Competition	Target Competition	Porsche 911 GT3 CUP 992		<b>1'43.667</b>	0.340	0.115	12
4	<b>14 AGOSTINI</b> Riccardo	ITA	Scuderia Villorba Corse	Scuderia Villorba Corse	Porsche 911 GT3 CUP 992		<b>1'43.865</b>	0.538	0.198	13
5	<b>32 QUARESMINI</b> Gianmarco	ITA	Dinamic Motorsport	Dinamic Motorsport	Porsche 911 GT3 CUP 992		<b>1'43.886</b>	0.559	0.021	13
6	<b>21 BERTONELLI</b> Diego	ITA	Bonaldi Motorsport	Bonaldi Motorsport	Porsche 911 GT3 CUP 992		<b>1'44.152</b>	0.825	0.266	13
7	<b>22 SLUTSKII</b> Artem	ISR	Target Competition	Target Competition	Porsche 911 GT3 CUP 992		<b>1'44.228</b>	0.901	0.076	14
8	<b>10 ARMANNI</b> Pietro	ITA	Ombra Racing	Ombra Racing	Porsche 911 GT3 CUP 992		<b>1'44.273</b>	0.946	0.045	14
9	<b>16 LEVI</b> Ariel	ISR	The Driving Experiences	The Driving Experiences	Porsche 911 GT3 CUP 992		<b>1'44.316</b>	0.989	0.043	12
10	<b>23 MALUCELLI</b> Matteo	ITA	Team Malucelli	Team Malucelli	Porsche 911 GT3 CUP 992		<b>1'44.333</b>	1.006	0.017	14
11	<b>28 AMATI</b> Giorgio	ITA	Dinamic Motorsport	Dinamic Motorsport	Porsche 911 GT3 CUP 992		<b>1'44.372</b>	1.045	0.039	13
12	<b>15 FESTANTE</b> Aldo	ITA	Dinamic Motorsport	Dinamic Motorsport	Porsche 911 GT3 CUP 992		<b>1'44.480</b>	1.153	0.108	13
13	<b>2 SLUTSKII</b> Zakhar	ISR	Target Competition	Target Competition	Porsche 911 GT3 CUP 992		<b>1'44.503</b>	1.176	0.023	13
14	<b>3 CERQUI</b> Alberto	ITA	Bedriver	Bedriver	Porsche 911 GT3 CUP 992		<b>1'44.533</b>	1.206	0.030	14
15	<b>33 FELBERMAYR</b> Horst Felix	AUT	The Driving Experiences	The Driving Experiences	Porsche 911 GT3 CUP 992		<b>1'44.541</b>	1.214	0.008	13
16	<b>11 CAGLIONI</b> Leonardo	ITA	Ombra Racing	Ombra Racing	Porsche 911 GT3 CUP 992		<b>1'44.545</b>	1.218	0.004	14
17	<b>8 LORENZO</b> Jorge	ESP	Ghinzani Arco Motorsport	Team Q8 Hi-Perform	Porsche 911 GT3 CUP 992		<b>1'44.720</b>	1.393	0.175	13
18	<b>9 FONTANA</b> Andrea	ITA	Ebimotors	Ebimotors	Porsche 911 GT3 CUP 992		<b>1'44.794</b>	1.467	0.074	13
19	<b>7 FREYMUTH</b> Sebastian	DEU	Raptor Engineering	Raptor Engineering	Porsche 911 GT3 CUP 992		<b>1'44.862</b>	1.535	0.068	13
20	<b>17 FULGENZI</b> Enrico	ITA	Enrico Fulgenzi Racing	Enrico Fulgenzi Racing	Porsche 911 GT3 CUP 992		<b>1'45.038</b>	1.711	0.176	14
21	<b>12 IMPERATO</b> Anthony	USA	Ombra Racing	Ombra Racing	Porsche 911 GT3 CUP 992		<b>1'45.164</b>	1.837	0.126	13
22	<b>52 DE AMICIS</b> Alberto	ITA	Ebimotors	Ebimotors	Porsche 911 GT3 CUP 992	MC	<b>1'45.260</b>	1.933	0.096	14
23	<b>30 STRIGNANO</b> Benedetto	ITA	Scuderia Villorba Corse	Scuderia Villorba Corse	Porsche 911 GT3 CUP 992		<b>1'45.325</b>	1.998	0.065	13
24	<b>27 BRASCHI</b> Francesco	ITA	Dinamic Motorsport	Dinamic Motorsport	Porsche 911 GT3 CUP 992		<b>1'45.339</b>	2.012	0.014	17
25	<b>67 DE GIACOMI</b> Alex	ITA	Tsunami RT	Tsunami RT	Porsche 911 GT3 CUP 992	MC	<b>1'45.416</b>	2.089	0.077	16
26	<b>70 GIORGI</b> Gianluca	ITA	Bedriver	Bedriver	Porsche 911 GT3 CUP 992	MC	<b>1'45.716</b>	2.389	0.300	15
27	<b>50 FENICI</b> Francesco Maria	ITA	AB Racing	AB Racing	Porsche 911 GT3 CUP 992	MC	<b>1'46.004</b>	2.677	0.288	18
28	<b>6 GUIRRETI</b> Giuseppe	ITA	Raptor Engineering	Raptor Engineering	Porsche 911 GT3 CUP 992		<b>1'46.109</b>	2.782	0.105	18
29	<b>24 PAPADOPULOS</b> Alexandre	USA	Tsunami RT	Tsunami RT	Porsche 911 GT3 CUP 992		<b>1'46.158</b>	2.831	0.049	12
30	<b>51 GNEMMI</b> Paolo	ITA	Ebimotors	Ebimotors	Porsche 911 GT3 CUP 992	MC	<b>1'46.206</b>	2.879	0.048	17
31	<b>55 SCANZI</b> Carlo	ITA	Ghinzani Arco Motorsport	Ghinzani Arco Motorsport	Porsche 911 GT3 CUP 992	MC	<b>1'46.545</b>	3.218	0.339	16
32	<b>69 MONTAGNESE</b> Massimiliano	ITA	Team Malucelli	Team Malucelli	Porsche 911 GT3 CUP 992	MC	<b>1'46.954</b>	3.627	0.409	18
33	<b>79 ZELGER</b> Johannes	ITA	Tsunami RT	Tsunami RT	Porsche 911 GT3 CUP 992	MC	<b>1'47.446</b>	4.119	0.492	16
34	<b>64 SELVA</b> Livio	ITA	Ghinzani Arco Motorsport	Ghinzani Arco Motorsport	Porsche 911 GT3 CUP 992	MC	<b>1'47.843</b>	4.516	0.397	15
35	<b>89 HAN</b> Huilin	CHN	AB Racing	AB Racing	Porsche 911 GT3 CUP 992	MC	<b>1'47.963</b>	4.636	0.120	19
36	<b>60 GALASSI</b> Marco	SMR	Team Malucelli	Team Malucelli	Porsche 911 GT3 CUP 992	MC	<b>1'48.380</b>	5.053	0.417	16
37	<b>66 VENEROSI PESCIOLINI</b> Paolo	ITA	Ebimotors	Ebimotors	Porsche 911 GT3 CUP 992	MC	<b>1'48.412</b>	5.085	0.032	19

Umidità	51%	ARIA	21°C
Condizioni	DRY	Pista	21°C

Direttore di Gara : Massimiliano Ghinassi

28/10/2023      Inizio      Fine  
10:04      10:50

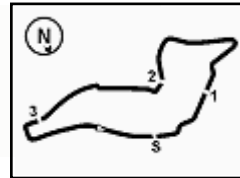
Esposta alle: .....





**ACI Racing Weekend Imola, 28-29 Ottobre 2023**

**Porsche Carrera Cup Italia - Ideal Time Qualifiche**



Imola Circuit 4.909 m

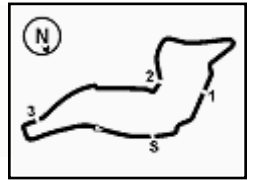
1 / 2

Num. Conducente	Auto	Seg. 1 Diff. 1	Seg. 2 Diff. 2	Seg. 3 Diff. 3	Seg. 4 Diff. 4	Ideal Time			
						Miglior Giro	Pos.	Diff.	
1	<b>25 TEN VOORDE</b> L. (NLD)	Porsche 911 GT3 CUP 992	21.564	<b>33.810</b>	29.012 +0.272	<b>18.473</b> +0.162	<b>1'42.859</b> 1'43.293	3	0.434
2	<b>26 KLEIN</b> M. (FRA)	Porsche 911 GT3 CUP 992	21.573 +0.097	33.982	<b>28.933</b>	18.477	<b>1'42.965</b> 1'43.062	1	0.097
3	<b>38 IAQUINTA</b> S. (ITA)	Porsche 911 GT3 CUP 992	21.582	33.946	29.119	18.638	<b>1'43.285</b> 1'43.285	2	
4	<b>32 QUARESMINI</b> G. (ITA)	Porsche 911 GT3 CUP 992	21.735 +0.111	34.075	29.104 +0.051	18.577	<b>1'43.491</b> 1'43.653	4	0.162
5	<b>21 BERTONELLI</b> D. (ITA)	Porsche 911 GT3 CUP 992	21.744 +0.138	34.074 +0.020	29.363	18.506 +0.077	<b>1'43.687</b> 1'43.922	6	0.235
6	<b>14 AGOSTINI</b> R. (ITA)	Porsche 911 GT3 CUP 992	21.599	34.095 +0.005	29.432	18.627	<b>1'43.753</b> 1'43.758	5	0.005
7	<b>22 SLUTSKII</b> A. (ISR)	Porsche 911 GT3 CUP 992	<b>21.561</b>	34.159	29.566	18.511 +0.300	<b>1'43.797</b> 1'44.097	8	0.300
8	<b>2 SLUTSKII</b> Z. (ISR)	Porsche 911 GT3 CUP 992	21.734 +0.144	34.171	29.384	18.626	<b>1'43.915</b> 1'44.059	7	0.144
9	<b>10 ARMANNI</b> P. (ITA)	Porsche 911 GT3 CUP 992	21.669 +0.001	34.056 +0.139	29.601	18.615 +0.031	<b>1'43.941</b> 1'44.112	9	0.171
10	<b>16 LEVI</b> A. (ISR)	Porsche 911 GT3 CUP 992	21.786	34.028 +0.027	29.464 +0.178	18.684 +0.147	<b>1'43.962</b> 1'44.314	13	0.352
11	<b>15 FESTANTE</b> A. (ITA)	Porsche 911 GT3 CUP 992	21.806 +0.019	34.209 +0.098	29.252	18.726 +0.107	<b>1'43.993</b> 1'44.217	10	0.224
12	<b>11 CAGLIONI</b> L. (ITA)	Porsche 911 GT3 CUP 992	21.754 +0.122	34.222	29.336	18.717 +0.105	<b>1'44.029</b> 1'44.256	12	0.227
13	<b>23 MALUCELLI</b> M. (ITA)	Porsche 911 GT3 CUP 992	21.744 +0.246	34.237 +0.040	29.415	18.637	<b>1'44.033</b> 1'44.319	14	0.286
14	<b>17 FULGENZI</b> E. (ITA)	Porsche 911 GT3 CUP 992	21.751 +0.275	34.080	29.655 +0.061	18.605	<b>1'44.091</b> 1'44.427	16	0.336
15	<b>28 AMATI</b> G. (ITA)	Porsche 911 GT3 CUP 992	21.648 +0.093	34.317	29.475 +0.009	18.681	<b>1'44.121</b> 1'44.223	11	0.102
16	<b>33 FELBERMAYR</b> H. (AUT)	Porsche 911 GT3 CUP 992	21.823 +0.032	34.068	29.765	18.612 +0.074	<b>1'44.268</b> 1'44.374	15	0.106
17	<b>7 FREYMUTH</b> S. (DEU)	Porsche 911 GT3 CUP 992	21.695 +0.104	34.424 +0.021	29.602 +0.043	18.615 +0.024	<b>1'44.336</b> 1'44.528	18	0.192
18	<b>3 CERQUI</b> A. (ITA)	Porsche 911 GT3 CUP 992	21.799 +0.084	34.280	29.609 +0.003	18.660	<b>1'44.348</b> 1'44.435	17	0.087
19	<b>8 LORENZO</b> J. (ESP)	Porsche 911 GT3 CUP 992	21.919	34.452 +0.043	29.346	18.735 +0.110	<b>1'44.452</b> 1'44.605	19	0.153
20	<b>9 FONTANA</b> A. (ITA)	Porsche 911 GT3 CUP 992	21.827	34.159	29.796 +0.086	18.741 +0.013	<b>1'44.523</b> 1'44.622	20	0.099
21	<b>27 BRASCHI</b> F. (ITA)	Porsche 911 GT3 CUP 992	21.922 +0.162	34.232	29.753 +0.102	18.687	<b>1'44.594</b> 1'44.858	21	0.264
22	<b>52 DE AMICIS</b> A. (ITA)	Porsche 911 GT3 CUP 992	21.970 +0.013	34.290	29.793 +0.172	18.676	<b>1'44.729</b> 1'44.914	22	0.185
23	<b>67 DE GIACOMI</b> A. (ITA)	Porsche 911 GT3 CUP 992	22.024	34.303	29.708	18.766 +0.555	<b>1'44.801</b> 1'45.356	25	0.555
24	<b>12 IMPERATO</b> A. (USA)	Porsche 911 GT3 CUP 992	21.938	34.399 +0.021	29.646 +0.177	18.917 +0.026	<b>1'44.900</b> 1'45.124	23	0.224
25	<b>30 STRIGNANO</b> B. (ITA)	Porsche 911 GT3 CUP 992	21.910	34.379 +0.145	29.813 +0.059	18.840 +0.031	<b>1'44.942</b> 1'45.177	24	0.235
26	<b>6 GUIRRERI</b> G. (ITA)	Porsche 911 GT3 CUP 992	21.992 +0.056	34.579	29.874 +0.063	18.904 +0.057	<b>1'45.349</b> 1'45.525	27	0.176
27	<b>24 PAPANOPULOS</b> A. (USA)	Porsche 911 GT3 CUP 992	21.987	34.614	30.038	18.733 +0.096	<b>1'45.372</b> 1'45.468	26	0.096
28	<b>70 GIORGI</b> G. (ITA)	Porsche 911 GT3 CUP 992	22.046 +0.102	34.718	29.833 +0.069	18.784 +0.063	<b>1'45.381</b> 1'45.615	28	0.234
29	<b>50 FENICI</b> F. (ITA)	Porsche 911 GT3 CUP 992	22.041 +0.244	34.807 +0.106	29.717 +0.095	18.867	<b>1'45.432</b> 1'45.877	29	0.445
30	<b>51 GNEMMI</b> P. (ITA)	Porsche 911 GT3 CUP 992	22.057 +0.171	34.723	30.016	18.894 +0.114	<b>1'45.690</b> 1'45.975	30	0.285
31	<b>55 SCANZI</b> C. (ITA)	Porsche 911 GT3 CUP 992	22.098	35.031 +0.432	29.755	18.885	<b>1'45.769</b> 1'46.201	31	0.432
32	<b>69 MONTAGNESE</b> M. (ITA)	Porsche 911 GT3 CUP 992	22.280	35.143 +0.203	30.009 +0.052	18.990 +0.066	<b>1'46.422</b> 1'46.743	32	0.321
33	<b>79 ZELGER</b> J. (ITA)	Porsche 911 GT3 CUP 992	22.341 +0.114	35.045 +0.024	30.552 +0.168	19.013	<b>1'46.951</b> 1'47.257	33	0.306

28/10/2023

Powered by FICr PERUGIA TIMING





**ACI Racing Weekend Imola, 28-29 Ottobre 2023**

**Porsche Carrera Cup Italia - Ideal Time Qualifiche**

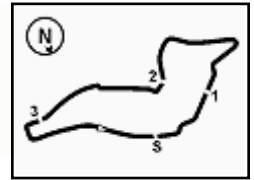
Imola Circuit 4.909 m

**2 / 2**

Num. Conducente	Auto	Seg. 1	Seg. 2	Seg. 3	Seg. 4	Ideal Time			
		Diff. 1	Diff. 2	Diff. 3	Diff. 4	Miglior Giro	Pos.	Diff.	
34	<b>64 SELVA L.</b> (ITA)	Porsche 911 GT3 CUP 992	22.246 +0.243	35.217	30.426 +0.073	19.209 +0.022	<b>1'47.098</b> 1'47.436	35	0.338
35	<b>89 HAN H.</b> (CHN)	Porsche 911 GT3 CUP 992	22.319 +0.243	35.246	30.414	19.163	<b>1'47.142</b> 1'47.385	34	0.243
36	<b>60 GALASSI M.</b> (SMR)	Porsche 911 GT3 CUP 992	22.559 +0.150	35.322	30.751 +0.012	19.048 +0.113	<b>1'47.680</b> 1'47.955	36	0.275
37	<b>66 VENEROSI PESCIOLIN</b>	Porsche 911 GT3 CUP 992	22.607 +0.049	35.518 +0.170	30.537 +0.143	19.150 +0.136	<b>1'47.812</b> 1'48.310	37	0.498
<b>Ideal Time Assoluto</b>			21.561	33.810	28.933	18.473	<b>1'42.777</b>		



ACI Racing Weekend Imola, 28-29 Ottobre 2023  
Porsche Carrera Cup Italia - Analisi Tempi Qualifiche



Imola Circuit 4.909 m

**2 Z. SLUTSKII (1'44.059)**

Giro	Seg.1	Seg.2	Seg.3	Seg.4	T. Giro	km/h	Local Time
1							10:04'21.473
2	48.680	52.519	44.676	8'10.341	10'36.216P	145,4	10:14'57.689
3	47.555	40.427	37.851	26.096	2'31.929P	153,2	10:17'29.618
4	26.268	36.644	36.480	19.075	1'58.467	222,2	10:19'28.085
5	21.977	34.940	29.740	18.751	1'45.408C	264,7	10:21'13.493
6	<b>21.734</b>	34.334	29.658	18.945	1'44.671	266,7	10:22'58.164
7	23.550	37.175	31.115	7'57.370	9'29.210P	<b>267,3</b>	10:32'27.374
8	46.858	42.137	35.453	20.097	2'24.545P	163,6	10:34'51.919
9	24.849	41.406	31.948	20.953	1'59.156	236,3	10:36'51.075
10	22.586	41.026	30.194	18.813	1'52.619	254,1	10:38'43.694
11	22.039	34.459	30.298	18.806	1'45.602	265,4	10:40'29.296
12	21.896	34.227	29.609	18.771	1'44.503	266,0	10:42'13.799
13	21.878	<b>34.171</b>	<b>29.384</b>	<b>18.626</b>	<b>1'44.059</b>	266,0	10:43'57.858
14	21.837	34.386	35.581	18.845	1'50.649C	<b>267,3</b>	10:45'48.507

5	22.005	34.942	29.813	18.878	1'45.638	264,7	10:18'38.421
6	22.076	34.575	29.504	18.644	1'44.799C	264,1	10:20'23.220
7	21.868	34.564	29.782	18.648	1'44.862	265,4	10:22'08.082
8	22.161	34.680	30.036	10'31.206	11'58.083P	265,4	10:34'06.165
9	48.355	39.802	34.096	19.983	2'22.236P	83,3	10:36'28.401
10	24.277	36.145	32.125	19.709	1'52.256	244,3	10:38'20.657
11	22.174	34.629	29.888	<b>18.615</b>	1'45.306	264,7	10:40'05.963
12	21.799	34.445	29.645	18.639	<b>1'44.528</b>	267,3	10:41'50.491
13	21.943	38.235	31.565	19.517	1'51.260	266,0	10:43'41.751
14	<b>21.695</b>	34.654	<b>29.602</b>	19.499	1'45.450	<b>268,7</b>	10:45'27.201

**8 J. LORENZO (1'44.605)**

Giro	Seg.1	Seg.2	Seg.3	Seg.4	T. Giro	km/h	Local Time
1		46.661	35.042	20.674		151,0	10:18'07.163
2	25.524	38.830	32.649	23.625	2'00.628	212,6	10:20'07.791
3	22.911	34.860	31.827	20.310	1'49.908	254,7	10:21'57.699
4	22.367	34.566	29.860	18.926	1'45.719	263,4	10:23'43.418
5	22.182	34.571	29.564	51.589	2'17.906CP	264,1	10:26'01.324
6	5'59.245	39.083	33.213	22.553	7'34.094P	164,9	10:33'35.418
7	23.740	35.664	30.199	20.328	1'49.931	220,9	10:35'25.349
8	22.176	34.809	29.542	19.034	1'45.561	262,1	10:37'10.910
9	25.501	37.701	36.754	20.919	2'00.875	248,3	10:39'11.785
10	23.078	46.803	41.730	19.627	2'11.238	257,8	10:41'23.023
11	22.174	39.256	30.833	18.917	1'51.180	263,4	10:43'14.203
12	21.921	<b>34.452</b>	29.612	<b>18.735</b>	1'44.720	265,4	10:44'58.923
13	<b>21.919</b>	34.495	<b>29.346</b>	18.845	<b>1'44.605</b>	<b>266,7</b>	10:46'43.528
14	22.309	35.290	30.053	18.939	1'46.591	264,1	10:48'30.119

**9 A. FONTANA (1'44.622)**

Giro	Seg.1	Seg.2	Seg.3	Seg.4	T. Giro	km/h	Local Time
1		47.522	41.901	43.046		139,0	10:08'16.968
2	5'26.398	41.593	37.311	22.603	7'07.905P	134,7	10:15'24.873
3	27.915	45.433	40.693	20.410	2'14.451	204,9	10:17'39.324
4	26.296	45.852	31.865	23.454	2'07.467	260,9	10:19'46.791
5	22.438	34.815	30.190	18.936	1'46.379	262,8	10:21'33.170
6	22.186	34.603	30.031	19.079	1'45.899	263,4	10:23'19.069
7	22.114	34.526	30.255	18.925	1'45.820C	263,4	10:25'04.889
8	28.067	45.102	44.015	49.366	2'46.550CP	200,7	10:27'51.439
9	7'21.194	39.639	34.311	19.723	8'54.867P	149,6	10:36'46.306
10	23.563	35.637	30.606	19.041	1'48.847	236,8	10:38'35.153
11	21.899	34.412	30.021	18.789	1'45.121	265,4	10:40'20.274
12	21.857	34.400	<b>29.796</b>	<b>18.741</b>	1'44.794	<b>266,0</b>	10:42'05.068
13	<b>21.827</b>	<b>34.159</b>	29.882	18.754	<b>1'44.622</b>	264,7	10:43'49.690
14	21.837	34.523	33.176	18.929	1'48.465C	<b>266,0</b>	10:45'38.155

**10 P. ARMANNI (1'44.112)**

Giro	Seg.1	Seg.2	Seg.3	Seg.4	T. Giro	km/h	Local Time
1							10:14'35.108
2	44.635	41.922	39.977	22.111	2'28.645P	145,0	10:17'03.753
3	26.036	39.569	34.528	19.852	1'59.985	206,9	10:19'03.738
4	23.961	37.212	33.408	20.985	1'55.566	228,8	10:20'59.304
5	22.105	34.624	30.205	18.869	1'45.803	262,1	10:22'45.107
6	21.953	34.597	30.022	18.691	1'45.263	263,4	10:24'30.370
7	21.767	37.882	40.738	3'41.480	5'21.867P	264,7	10:29'52.237
8	48.086	41.719	33.229	20.012	2'23.046P	115,8	10:32'15.283
9	24.007	37.953	32.520	19.572	1'54.052	223,1	10:34'09.335
10	23.378	38.512	34.630	19.655	1'56.175	238,4	10:36'05.510
11	21.851	34.377	29.667	18.754	1'44.649	263,4	10:37'50.159
12	21.790	<b>34.056</b>	29.942	<b>18.615</b>	1'44.403	263,4	10:39'34.562
13	21.670	34.195	<b>29.601</b>	18.646	<b>1'44.112</b>	264,1	10:41'18.674
14	21.703	35.027	30.702	18.881	1'46.313	264,7	10:43'04.987
15	<b>21.669</b>	34.103	29.609	18.892	1'44.273	<b>265,4</b>	10:44'49.260

**7 S. FREYMUTH (1'44.528)**

Giro	Seg.1	Seg.2	Seg.3	Seg.4	T. Giro	km/h	Local Time
1							10:10'55.994
2	42.578	40.538	33.841	19.932	2'16.889P	150,2	10:13'12.883
3	23.970	36.480	33.101	20.085	1'53.636	244,3	10:15'06.519
4	22.254	34.923	30.302	18.785	1'46.264	264,7	10:16'52.789





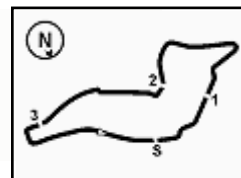








**ACI Racing Weekend Imola, 28-29 Ottobre 2023  
Porsche Carrera Cup Italia - Analisi Tempi Qualifiche**



Imola Circuit 4.909 m

8	22.336	34.992	34.152	9'51.860	11'23.340CP	262,8	10:29'44.500
9	49.151	50.102	40.747	21.625	2'41.625CP	123,6	10:32'26.125
10	26.160	38.621	32.859	19.634	1'57.274	210,5	10:34'23.399
11	22.831	35.355	30.177	18.940	1'47.303	247,7	10:36'10.702
12	22.266	34.833	<b>29.833</b>	<b>18.784</b>	1'45.716	263,4	10:37'56.418
13	<b>22.046</b>	35.546	33.284	19.929	1'50.805	<b>264,7</b>	10:39'47.223
14	22.148	<b>34.718</b>	29.902	18.847	<b>1'45.615</b>	264,1	10:41'32.838
15	22.074	48.275	44.701	19.404	2'14.454	<b>264,7</b>	10:43'47.292
16	24.648	43.429	40.194	19.623	2'07.894	263,4	10:45'55.186

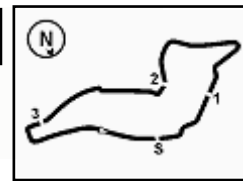
**79 J. ZELGER (1'47.257)**

Giro	Seg.1	Seg.2	Seg.3	Seg.4	T. Giro	km/h	Local Time
1		48.291	39.211	22.252		89,3	10:06'44.489
2	29.243	39.794	34.014	20.200	2'03.251	198,5	10:08'47.740
3	23.653	37.599	31.666	19.604	1'52.522	236,3	10:10'40.262
4	23.269	36.765	31.170	20.066	1'51.270	241,1	10:12'31.532
5	22.767	35.983	30.841	19.220	1'48.811C	254,7	10:14'20.343
6	22.742	35.800	31.175	19.182	1'48.899	254,1	10:16'09.242
7	22.584	35.784	<b>30.552</b>	6'19.303	7'48.223P	258,4	10:23'57.465
8	47.189	44.678	39.712	56.290	3'07.869CP	92,0	10:27'05.334
9	1'40.309	39.694	33.115	19.914	3'13.032P	157,4	10:30'18.366
10	25.036	37.888	31.568	19.454	1'53.946	231,8	10:32'12.312
11	22.764	35.599	30.848	19.180	1'48.391	254,7	10:34'00.703
12	22.762	35.218	30.739	19.096	1'47.815	257,8	10:35'48.518
13	22.455	35.069	30.720	<b>19.013</b>	<b>1'47.257</b>	260,9	10:37'35.775
14	22.469	35.090	30.201	18.976	1'46.736C	260,9	10:39'22.511
15	22.547	<b>35.045</b>	30.811	19.043	1'47.446	262,8	10:41'09.957
16	<b>22.341</b>	1'10.486	37.679	24.385	2'34.891	<b>266,0</b>	10:43'44.848
17	22.932	35.444	30.285	19.272	1'47.933C	259,0	10:45'32.781

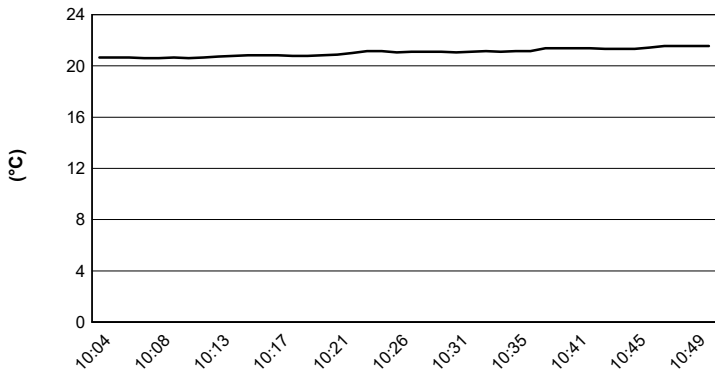
**89 H. HAN (1'47.385)**

Giro	Seg.1	Seg.2	Seg.3	Seg.4	T. Giro	km/h	Local Time
1							10:05'04.688
2	50.548	47.968	41.625	22.764	2'42.905P	134,7	10:07'47.593
3	26.628	41.555	34.487	20.568	2'03.238	198,9	10:09'50.831
4	24.261	37.333	31.983	20.015	1'53.592	237,4	10:11'44.423
5	23.016	36.143	31.230	19.484	1'49.873	255,3	10:13'34.296
6	22.818	35.474	30.942	19.270	1'48.504	258,4	10:15'22.800
7	26.974	39.634	37.470	24.740	2'08.818	151,0	10:17'31.618
8	30.475	38.233	31.704	19.475	1'59.887	156,3	10:19'31.505
9	22.820	35.632	30.701	19.363	1'48.516	260,9	10:21'20.021
10	22.670	35.731	36.292	5'50.908	7'25.601P	260,9	10:28'45.622
11	46.676	43.602	36.305	20.690	2'27.273P	152,5	10:31'12.895
12	25.534	38.222	36.460	20.136	2'00.352	197,8	10:33'13.247
13	23.063	36.692	31.830	19.454	1'51.039	257,1	10:35'04.286
14	22.778	35.870	34.915	19.487	1'53.050	257,1	10:36'57.336
15	25.060	40.727	30.717	19.459	1'55.963	190,5	10:38'53.299
16	22.695	35.580	30.520	19.168	1'47.963	261,5	10:40'41.262
17	22.562	<b>35.246</b>	<b>30.414</b>	<b>19.163</b>	<b>1'47.385</b>	264,1	10:42'28.647
18	<b>22.319</b>	36.834	32.449	19.521	1'51.123	<b>264,7</b>	10:44'19.770
19	22.589	36.283	31.594	19.750	1'50.216	262,8	10:46'09.986
20	22.644	36.080	30.451	19.432	1'48.607	260,2	10:47'58.593

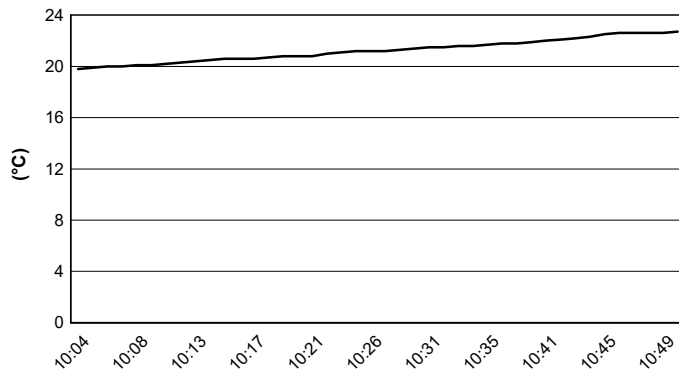




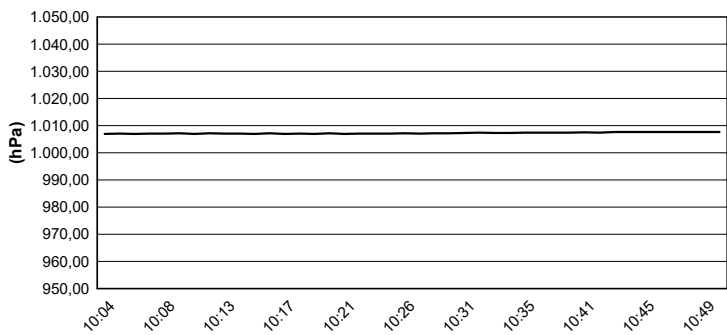
Air Temperature



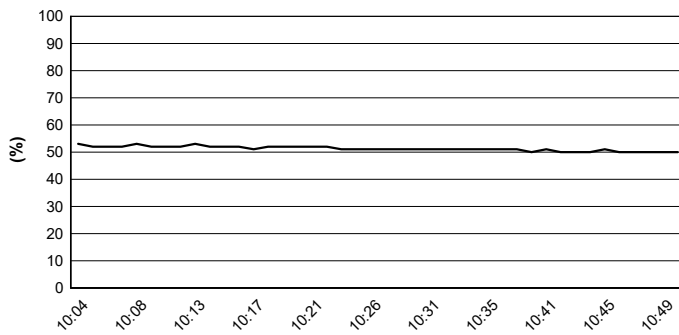
Track Temperature



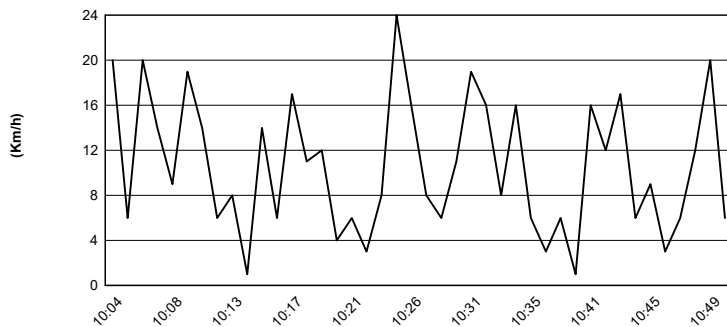
Air Pressure



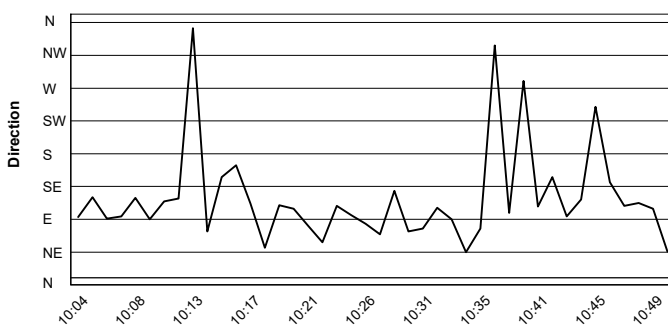
Humidity



Wind Speed



Wind Direction



28/10/2023

