

ACI Racing Weekend Misano, 6-7 Maggio 2023

Porsche Carrera Cup Italia - Classifica Pre-Race Official Test 2

Misano Circuit Sic 58 4.226 m

1 / 4

Num.	Conduuttore	Naz	Concorrente	Team	Auto	Classe	Tempo	Dist.	Rel.	Giri
1	3 CERQUI Alberto	ITA	Bedriver	Bedriver	Porsche 992 GT3 CUP		1'35.466			28
2	23 MALUCELLI Matteo	ITA	Team Malucelli	Team Malucelli	Porsche 992 GT3 CUP		1'35.529	0.063	0.063	27
3	25 TEN VOORDE Larry	NLD	EF Group	EF Group	Porsche 992 GT3 CUP		1'35.547	0.081	0.018	32
4	7 FERRARI Lorenzo	ITA	Raptor Engineering	Raptor Engineering	Porsche 992 GT3 CUP		1'35.697	0.231	0.150	28
5	21 BERTONELLI Diego	ITA	Bonaldi Motorsport	Bonaldi Motorsport	Porsche 992 GT3 CUP		1'35.822	0.356	0.125	37
6	14 AGOSTINI Riccardo	ITA	Scuderia Villorba Corse	Scuderia Villorba Corse	Porsche 992 GT3 CUP		1'35.866	0.400	0.044	37
7	32 QUAREMINI Gianmarco	ITA	Dinamic Motorsport	Dinamic Motorsport	Porsche 992 GT3 CUP		1'35.963	0.497	0.097	34
8	15 FESTANTE Aldo	ITA	Dinamic Motorsport	Dinamic Motorsport	Porsche 992 GT3 CUP		1'35.964	0.498	0.001	33
9	8 LORENZO Jorge	ESP	Ghinzani Arco Motorsport	Team Q8 Hi-Perform	Porsche 992 GT3 CUP		1'36.000	0.534	0.036	42
10	38 IAQUINTA Simone	ITA	Ghinzani Arco Motorsport	Ghinzani Arco Motorsport	Porsche 992 GT3 CUP		1'36.051	0.585	0.051	38
11	2 SLUTSKII Zakhar	ISR	Target Competition	Target Competition	Porsche 992 GT3 CUP		1'36.194	0.728	0.143	24
12	17 FULGENZI Enrico Fernando	ITA	EF Group	EF Group	Porsche 992 GT3 CUP		1'36.257	0.791	0.063	34
13	12 LING Kang	CHN	Ombra Racing	Ombra Racing	Porsche 992 GT3 CUP		1'36.258	0.792	0.001	33
14	30 STRIGNANO Benedetto	ITA	Scuderia Villorba Corse	Scuderia Villorba Corse	Porsche 992 GT3 CUP		1'36.462	0.996	0.204	28
15	22 SLUTSKII Artem	ISR	Target Competition	Target Competition	Porsche 992 GT3 CUP		1'36.796	1.330	0.334	27
16	52 DE AMICIS Alberto	ITA	Ebimotors	Ebimotors	Porsche 992 GT3 CUP	MC	1'36.936	1.470	0.140	25
17	9 FONTANA Andrea	ITA	Ebimotors	Ebimotors	Porsche 992 GT3 CUP		1'36.938	1.472	0.002	29
18	10 ARMANNI Pietro	ITA	Ombra Racing	Ombra Racing	Porsche 992 GT3 CUP		1'36.998	1.532	0.060	34
19	51 GNEMMI Paolo	ITA	Ebimotors	Ebimotors	Porsche 992 GT3 CUP	MC	1'37.165	1.699	0.167	32
20	6 GUIRRERI Giuseppe	ITA	Raptor Engineering	Raptor Engineering	Porsche 992 GT3 CUP		1'37.219	1.753	0.054	41
21	50 FENICI Francesco Maria	ITA	AB Racing	AB Racing	Porsche 992 GT3 CUP	MC	1'37.274	1.808	0.055	41
22	24 PAPADOPULOS Alexandre	USA	Tsunami RT	Tsunami RT	Porsche 992 GT3 CUP		1'37.407	1.941	0.133	28
23	67 DE GIACOMI Alex	ITA	Tsunami RT	Tsunami RT	Porsche 992 GT3 CUP	MC	1'37.410	1.944	0.003	46
24	70 GIORGI Gianluca	ITA	Bedriver	Bedriver	Porsche 992 GT3 CUP	MC	1'37.450	1.984	0.040	26
25	55 SCANZI Carlo	ITA	Ghinzani Arco Motorsport	Ghinzani Arco Motorsport	Porsche 992 GT3 CUP	MC	1'38.171	2.705	0.721	43
26	85 ROVIDA Matteo	ITA	The Driving Experiences	The Driving Experiences	Porsche 992 GT3 CUP	MC	1'38.269	2.803	0.098	27
27	69 MONTAGNESE Massimiliano	ITA	Team Malucelli	Team Malucelli	Porsche 992 GT3 CUP	MC	1'38.528	3.062	0.259	36
28	64 SELVA Livio	ITA	Ghinzani Arco Motorsport	Ghinzani Arco Motorsport	Porsche 992 GT3 CUP	MC	1'38.585	3.119	0.057	35
29	89 HAN Huilin	CHN	AB Racing	AB Racing	Porsche 992 GT3 CUP	MC	1'39.025	3.559	0.440	43
30	60 GALASSI Marco	SMR	Team Malucelli	Team Malucelli	Porsche 992 GT3 CUP	MC	1'39.245	3.779	0.220	38
31	79 ZELGER Johannes	ITA	Tsunami RT	Tsunami RT	Porsche 992 GT3 CUP	MC	1'39.637	4.171	0.392	31
32	77 LEVY Andrea	ITA	Raptor Engineering	Raptor Engineering	Porsche 992 GT3 CUP	MC	1'41.001	5.535	1.364	36
33	11 CAGLIONI Leonardo	ITA	Ombra Racing	Ombra Racing	Porsche 992 GT3 CUP					0

Umidità	56%	ARIA	18°C
Condizioni	DRY	Pista	35°C

Direttore di Gara : Fabrizio Fondacci

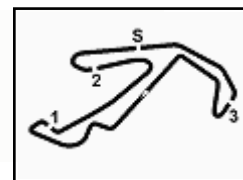
Direttore di Prova : Massimiliano Ghinassi

04/05/2023 Inizio 16:25 Fine 18:26

Esposta alle:

Powered by FIGR PERUGIA TIMING





ACI Racing Weekend Misano, 6-7 Maggio 2023

Porsche Carrera Cup Italia - Classifica Pre-Race Official Test 2

Misano Circuit Sic 58 4.226 m

2 / 4

Penalty and Infringement

16.31	51	P. GNEMMI	Time Deleted (4'20.873) - Exceeded Track Limits - Turn 13
16.32	17	E. FULGENZI	Time Deleted (1'38.979) - Exceeded Track Limits - Turn 3
16.34	17	E. FULGENZI	Time Deleted (1'39.203) - Exceeded Track Limits - Turn 3
16.35	21	D. BERTONELLI	Time Deleted (1'37.492) - Exceeded Track Limits - Turn 3
16.36	17	E. FULGENZI	Time Deleted (1'37.768) - Exceeded Track Limits - Turn 6
16.36	24	A. PAPADOPULOS	Time Deleted (1'40.604) - Exceeded Track Limits - Turn 15
16.36	69	M. MONTAGNESE	Time Deleted (2'06.810) - Exceeded Track Limits - Turn 13
16.37	24	A. PAPADOPULOS	Time Deleted (1'39.991) - Exceeded Track Limits - Turn 15
16.38	6	G. GUIRRERI	Time Deleted (1'44.181) - Exceeded Track Limits - Turn 15
16.38	17	E. FULGENZI	Time Deleted (1'39.578) - Exceeded Track Limits - Turn 13
16.38	51	P. GNEMMI	Time Deleted (1'47.899) - Exceeded Track Limits - Turn 13
16.39	12	K. LING	Time Deleted (4'24.672) - Exceeded Track Limits - Turn 6
16.39	2	Z. SLUTSKII	Time Deleted (1'38.730) - Exceeded Track Limits - Turn 6
16.39	9	A. FONTANA	Time Deleted (1'38.411) - Exceeded Track Limits - Turn 15
16.39	32	G. QUAREMINI	Time Deleted (1'37.433) - Exceeded Track Limits - Turn 15
16.40	25	L. TEN VOORDE	Time Deleted (11'04.779) - Exceeded Track Limits - Turn 6
16.41	10	P. ARMANNI	Time Deleted (1'36.527) - Exceeded Track Limits - Turn 15
16.41	2	Z. SLUTSKII	Time Deleted (1'37.258) - Exceeded Track Limits - Turn 15
16.42	79	J. ZELGER	Time Deleted (1'40.623) - Exceeded Track Limits - Turn 15
16.42	51	P. GNEMMI	Time Deleted (1'41.675) - Exceeded Track Limits - Turn 6
16.43	2	Z. SLUTSKII	Time Deleted (1'51.072) - Exceeded Track Limits - Turn 9
16.43	14	R. AGOSTINI	Time Deleted (1'37.477) - Exceeded Track Limits - Turn 15
16.44	9	A. FONTANA	Time Deleted (1'37.951) - Exceeded Track Limits - Turn 13
16.44	60	M. GALASSI	Time Deleted (1'40.569) - Exceeded Track Limits - Turn 6
16.46	9	A. FONTANA	Time Deleted (7'01.943) - Exceeded Track Limits - Turn 13
16.46	67	A. DE GIACOMI	Time Deleted (1'39.734) - Exceeded Track Limits - Turn 15
16.49	22	A. SLUTSKII	Time Deleted (1'37.180) - Exceeded Track Limits - Turn 8
16.50	14	R. AGOSTINI	Time Deleted (1'39.307) - Exceeded Track Limits - Turn 6
16.51	15	A. FESTANTE	Time Deleted (1'37.308) - Exceeded Track Limits - Turn 6
16.53	21	D. BERTONELLI	Time Deleted (1'37.589) - Exceeded Track Limits - Turn 6
16.55	55	C. SCANZI	Time Deleted (1'39.323) - Exceeded Track Limits - Turn 3
16.56	17	E. FULGENZI	Time Deleted (1'37.810) - Exceeded Track Limits - Turn 8
16.57	2	Z. SLUTSKII	Time Deleted (1'38.402) - Exceeded Track Limits - Turn 6
16.57	77	A. LEVY	Time Deleted (2'22.081) - Exceeded Track Limits - Turn 13
16.57	17	E. FULGENZI	Time Deleted (1'36.761) - Exceeded Track Limits - Turn 6
16.57	55	C. SCANZI	Time Deleted (4'17.426) - Exceeded Track Limits - Turn 6
16.57	9	A. FONTANA	Time Deleted (1'38.165) - Exceeded Track Limits - Turn 6
16.58	22	A. SLUTSKII	Time Deleted (2'00.420) - Exceeded Track Limits - Turn 13
16.58	89	H. HAN	Time Deleted (1'41.171) - Exceeded Track Limits - Turn 3
16.59	24	A. PAPADOPULOS	Time Deleted (1'38.373) - Exceeded Track Limits - Turn 15
17.00	24	A. PAPADOPULOS	Time Deleted (1'37.974) - Exceeded Track Limits - Turn 8
17.01	79	J. ZELGER	Time Deleted (1'49.593) - Exceeded Track Limits - Turn 13
17.02	51	P. GNEMMI	Time Deleted (7'44.635) - Exceeded Track Limits - Turn 3
17.02	8	J. LORENZO	Time Deleted (1'38.759) - Exceeded Track Limits - Turn 13
17.02	55	C. SCANZI	Time Deleted (2'06.064) - Exceeded Track Limits - Turn 8
17.03	6	G. GUIRRERI	Time Deleted (5'32.440) - Exceeded Track Limits - Turn 8
17.05	89	H. HAN	Time Deleted (1'40.005) - Exceeded Track Limits - Turn 3
17.05	79	J. ZELGER	Time Deleted (1'39.708) - Exceeded Track Limits - Turn 15
17.06	15	A. FESTANTE	Time Deleted (1'36.987) - Exceeded Track Limits - Turn 15
17.06	85	M. ROVIDA	Time Deleted (1'39.722) - Exceeded Track Limits - Turn 15
17.06	79	J. ZELGER	Time Deleted (1'40.526) - Exceeded Track Limits - Turn 15
17.07	50	F. FENICI	Time Deleted (1'38.239) - Exceeded Track Limits - Turn 8
17.09	15	A. FESTANTE	Time Deleted (1'37.967) - Exceeded Track Limits - Turn 6
17.10	52	A. DE AMICIS	Time Deleted (1'40.105) - Exceeded Track Limits - Turn 6
17.11	50	F. FENICI	Time Deleted (1'39.152) - Exceeded Track Limits - Turn 8
17.11	7	L. FERRARI	Time Deleted (1'41.830) - Exceeded Track Limits - Turn 15
17.11	60	M. GALASSI	Time Deleted (1'39.600) - Exceeded Track Limits - Turn 6
17.13	9	A. FONTANA	Time Deleted (1'37.477) - Exceeded Track Limits - Turn 6
17.13	3	A. CERQUI	Time Deleted (1'37.607) - Exceeded Track Limits - Turn 8
17.13	7	L. FERRARI	Time Deleted (1'36.490) - Exceeded Track Limits - Turn 8
17.14	77	A. LEVY	Time Deleted (1'44.408) - Exceeded Track Limits - Turn 3
17.15	32	G. QUAREMINI	Time Deleted (1'38.704) - Exceeded Track Limits - Turn 6

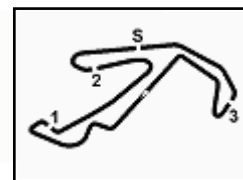
Direttore di Gara : Fabrizio Fondacci

Direttore di Prova : Massimiliano Ghinassi

04/05/2023 Inizio 16:25 Fine 18:26

Esposta alle:





ACI Racing Weekend Misano, 6-7 Maggio 2023

Porsche Carrera Cup Italia - Classifica Pre-Race Official Test 2

Misano Circuit Sic 58 4.226 m

3 / 4

17.15	6	G. GUIRRERI	Time Deleted (7'06.171) - Exceeded Track Limits - Turn 3
17.16	7	L. FERRARI	Time Deleted (1'36.555) - Exceeded Track Limits - Turn 15
17.16	7	L. FERRARI	Time Deleted (1'37.856) - Exceeded Track Limits - Turn 3
17.18	77	A. LEVY	Time Deleted (1'47.793) - Exceeded Track Limits - Turn 8
17.18	2	Z. SLUTSKII	Time Deleted (1'37.736) - Exceeded Track Limits - Turn 8
17.18	7	L. FERRARI	Time Deleted (7'51.273) - Exceeded Track Limits - Turn 3
17.18	10	P. ARMANNI	Time Deleted (1'37.624) - Exceeded Track Limits - Turn 6
17.19	38	S. IAQUINTA	Time Deleted (2'18.121) - Exceeded Track Limits - Turn 10
17.20	60	M. GALASSI	Time Deleted (2'00.762) - Exceeded Track Limits - Turn 8
17.20	17	E. FULGENZI	Time Deleted (2'00.966) - Exceeded Track Limits - Turn 15
17.21	10	P. ARMANNI	Time Deleted (1'37.567) - Exceeded Track Limits - Turn 13
17.21	23	M. MALUCELLI	Time Deleted (1'35.432) - Exceeded Track Limits - Turn 15
17.22	2	Z. SLUTSKII	Time Deleted (1'48.521) - Exceeded Track Limits - Turn 13
17.22	10	P. ARMANNI	Time Deleted (1'37.359) - Exceeded Track Limits - Turn 15
17.22	25	L. TEN VOORDE	Time Deleted (1'38.568) - Exceeded Track Limits - Turn 3
17.23	30	B. STRIGNANO	Time Deleted (1'36.922) - Exceeded Track Limits - Turn 15
17.23	67	A. DE GIACOMI	Time Deleted (1'38.507) - Exceeded Track Limits - Turn 8
17.23	38	S. IAQUINTA	Time Deleted (1'54.464) - Exceeded Track Limits - Turn 6
17.24	30	B. STRIGNANO	Time Deleted (1'37.185) - Exceeded Track Limits - Turn 6
17.26	6	G. GUIRRERI	Time Deleted (1'37.523) - Exceeded Track Limits - Turn 3
17.26	21	D. BERTONELLI	Time Deleted (1'36.395) - Exceeded Track Limits - Turn 3
17.26	67	A. DE GIACOMI	Time Deleted (1'38.480) - Exceeded Track Limits - Turn 8
17.27	89	H. HAN	Time Deleted (1'40.003) - Exceeded Track Limits - Turn 13
17.27	30	B. STRIGNANO	Time Deleted (1'37.691) - Exceeded Track Limits - Turn 8
17.27	89	H. HAN	Time Deleted (1'39.649) - Exceeded Track Limits - Turn 3
17.28	25	L. TEN VOORDE	Time Deleted (1'36.216) - Exceeded Track Limits - Turn 8
17.29	7	L. FERRARI	Time Deleted (1'37.906) - Exceeded Track Limits - Turn 15
17.29	55	C. SCANZI	Time Deleted (1'39.603) - Exceeded Track Limits - Turn 8
17.30	89	H. HAN	Time Deleted (1'41.085) - Exceeded Track Limits - Turn 15
17.32	7	L. FERRARI	Time Deleted (1'36.772) - Exceeded Track Limits - Turn 15
17.33	10	P. ARMANNI	Time Deleted (1'37.548) - Exceeded Track Limits - Turn 3
17.34	64	L. SELVA	Time Deleted (1'39.533) - Exceeded Track Limits - Turn 8
17.34	7	L. FERRARI	Time Deleted (1'36.815) - Exceeded Track Limits - Turn 15
17.34	7	L. FERRARI	Time Deleted (1'38.560) - Exceeded Track Limits - Turn 6
17.35	38	S. IAQUINTA	Time Deleted (1'36.973) - Exceeded Track Limits - Turn 13
17.36	89	H. HAN	Time Deleted (2'38.823) - Exceeded Track Limits - Turn 3
17.36	32	G. QUARESMINI	Time Deleted (1'36.720) - Exceeded Track Limits - Turn 13
17.37	38	S. IAQUINTA	Time Deleted (1'41.803) - Exceeded Track Limits - Turn 8
17.37	7	L. FERRARI	Time Deleted (1'36.232) - Exceeded Track Limits - Turn 15
17.38	7	L. FERRARI	Stop penalty 10 min - Track limits
17.39	38	S. IAQUINTA	Time Deleted (10'01.248) - Exceeded Track Limits - Turn 15
17.39	79	J. ZELGER	Time Deleted (1'47.698) - Exceeded Track Limits - Turn 3
17.40	32	G. QUARESMINI	Time Deleted (1'36.333) - Exceeded Track Limits - Turn 15
17.42	10	P. ARMANNI	Time Deleted (1'37.533) - Exceeded Track Limits - Turn 6
17.45	70	G. GIORGI	Time Deleted (9'27.332) - Exceeded Track Limits - Turn 8
17.53	38	S. IAQUINTA	Time Deleted (1'38.619) - Exceeded Track Limits - Turn 6
17.56	79	J. ZELGER	Time Deleted (1'40.665) - Exceeded Track Limits - Turn 8
17.57	8	J. LORENZO	Time Deleted (2'02.998) - Exceeded Track Limits - Turn 15
17.57	77	A. LEVY	Time Deleted (1'41.985) - Exceeded Track Limits - Turn 8
17.58	8	J. LORENZO	Time Deleted (5'38.685) - Exceeded Track Limits - Turn 6
17.58	70	G. GIORGI	Time Deleted (1'44.927) - Exceeded Track Limits - Turn 6
17.58	69	M. MONTAGNESE	Time Deleted (1'40.668) - Exceeded Track Limits - Turn 3
17.59	25	L. TEN VOORDE	Time Deleted (1'35.998) - Exceeded Track Limits - Turn 8
18.00	64	L. SELVA	Time Deleted (1'40.030) - Exceeded Track Limits - Turn 8
18.00	77	A. LEVY	Time Deleted (1'42.553) - Exceeded Track Limits - Turn 3
18.00	70	G. GIORGI	Time Deleted (1'39.415) - Exceeded Track Limits - Turn 13
18.01	60	M. GALASSI	Time Deleted (1'40.506) - Exceeded Track Limits - Turn 8
18.02	12	K. LING	Time Deleted (1'37.488) - Exceeded Track Limits - Turn 6
18.04	2	Z. SLUTSKII	Time Deleted (1'37.674) - Exceeded Track Limits - Turn 15
18.06	2	Z. SLUTSKII	Time Deleted (1'36.345) - Exceeded Track Limits - Turn 6
18.07	70	G. GIORGI	Current Lap Deleted - Exceeded Track Limits - Turn 6
18.07	8	J. LORENZO	Time Deleted (1'41.928) - Exceeded Track Limits - Turn 6
18.07	23	M. MALUCELLI	Time Deleted (35'42.948) - Exceeded Track Limits - Turn 8
18.08	9	A. FONTANA	Time Deleted (1'36.727) - Exceeded Track Limits - Turn 6

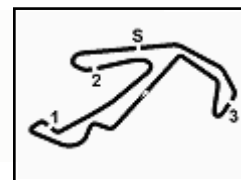
Direttore di Gara : Fabrizio Fondacci

Direttore di Prova : Massimiliano Ghinassi

04/05/2023 Inizio 16:25 Fine 18:26

Esposta alle:





ACI Racing Weekend Misano, 6-7 Maggio 2023

Porsche Carrera Cup Italia - Classifica Pre-Race Official Test 2

Misano Circuit Sic 58 4.226 m

4 / 4

18.09	7	L. FERRARI	Time Deleted (1'36.020) - Exceeded Track Limits - Turn 8
18.10	8	J. LORENZO	Time Deleted (1'37.138) - Exceeded Track Limits - Turn 13
18.11	9	A. FONTANA	Time Deleted (1'39.155) - Exceeded Track Limits - Turn 6
18.11	15	A. FESTANTE	Time Deleted (1'37.786) - Exceeded Track Limits - Turn 6
18.11	77	A. LEVY	Time Deleted (1'53.975) - Exceeded Track Limits - Turn 13
18.11	21	D. BERTONELLI	Time Deleted (1'51.681) - Exceeded Track Limits - Turn 13
18.19	69	M. MONTAGNESE	Time Deleted (1'41.333) - Exceeded Track Limits - Turn 6
18.19	10	P. ARMANNI	Time Deleted (1'37.439) - Exceeded Track Limits - Turn 3
18.19	21	D. BERTONELLI	Time Deleted (1'36.196) - Exceeded Track Limits - Turn 13
18.20	14	R. AGOSTINI	Time Deleted (1'38.773) - Exceeded Track Limits - Turn 6
18.21	3	A. CERQUI	Time Deleted (1'35.498) - Exceeded Track Limits - Turn 6
18.21	77	A. LEVY	Time Deleted (1'40.704) - Exceeded Track Limits - Turn 3
18.22	67	A. DE GIACOMI	Time Deleted (1'41.986) - Exceeded Track Limits - Turn 3
18.22	64	L. SELVA	Time Deleted (1'42.062) - Exceeded Track Limits - Turn 13
18.23	64	L. SELVA	Time Deleted (1'39.146) - Exceeded Track Limits - Turn 3
18.23	14	R. AGOSTINI	Time Deleted (1'38.233) - Exceeded Track Limits - Turn 6
18.23	25	L. TEN VOORDE	Time Deleted (1'35.715) - Exceeded Track Limits - Turn 13

Fastest Laps Sequence

Num.	Concorrente	Naz	Team	Auto	Local Time	Tempo	Dist.	Media
55	C. SCANZI	ITA	Ghinzani Arco Motorsport	Porsche 992 GT3 CUP	16:30'47.606	2'01.671		125,039
10	P. ARMANNI	ITA	Ombra Racing	Porsche 992 GT3 CUP	16:31'42.938	1'49.873	-11.798	138,465
25	L. TEN VOORDE	NLD	EF Group	Porsche 992 GT3 CUP	16:32'01.047	1'41.569	-8.304	149,786
12	K. LING	CHN	Ombra Racing	Porsche 992 GT3 CUP	16:32'03.171	1'41.397	-0.172	150,040
17	E. FULGENZI	ITA	EF Group	Porsche 992 GT3 CUP	16:32'04.976	1'40.753	-0.644	150,999
25	L. TEN VOORDE	NLD	EF Group	Porsche 992 GT3 CUP	16:33'38.861	1'37.814	-2.939	155,536
10	P. ARMANNI	ITA	Ombra Racing	Porsche 992 GT3 CUP	16:35'06.732	1'37.309	-0.505	156,343
25	L. TEN VOORDE	NLD	EF Group	Porsche 992 GT3 CUP	16:36'54.116	1'37.178	-0.131	156,554
23	M. MALUCELLI	ITA	Team Malucelli	Porsche 992 GT3 CUP	16:38'09.914	1'36.398	-0.780	157,821
25	L. TEN VOORDE	NLD	EF Group	Porsche 992 GT3 CUP	16:56'59.427	1'35.934	-0.464	158,584
23	M. MALUCELLI	ITA	Team Malucelli	Porsche 992 GT3 CUP	17:17'03.741	1'35.540	-0.394	159,238
23	M. MALUCELLI	ITA	Team Malucelli	Porsche 992 GT3 CUP	17:20'20.486	1'35.529	-0.011	159,256
3	A. CERQUI	ITA	Bedriver	Porsche 992 GT3 CUP	18:23'36.158	1'35.466	-0.063	159,361

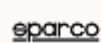
Direttore di Gara : Fabrizio Fondacci

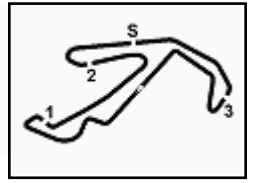
Direttore di Prova : Massimiliano Ghinassi

04/05/2023 Inizio 16:25 Fine 18:26

Esposta alle:

Powered by FIGR PERUGIA TIMING



PORSCHE**CARRERA CUP
ITALIA****ACI Racing Weekend Misano, 6-7 Maggio 2023****Porsche Carrera Cup Italia - Classifica Riepilogativa**

Misano Circuit Sic 58 4.226 m

Num. Conducente	Naz	Concorrente	Team	Auto	Classe	Sess. 1	Sess. 2	Tempo	Dist.	Rel.	Giri
1	3	CERQUI Alberto	ITA Bedriver	Bedriver	Porsche 992 GT3 CUP	1'36.351	1'35.466	1'35.466			59
2	23	MALUCELLI Matteo	ITA Team Malucelli	Team Malucelli	Porsche 992 GT3 CUP	1'36.160	1'35.529	1'35.529	0.063	0.063	52
3	25	TEN VOORDE Larry	NLD EF Group	EF Group	Porsche 992 GT3 CUP	1'36.296	1'35.547	1'35.547	0.081	0.018	60
4	7	FERRARI Lorenzo	ITA Raptor Engineering	Raptor Engineering	Porsche 992 GT3 CUP	1'36.244	1'35.697	1'35.697	0.231	0.150	53
5	21	BERTONELLI Diego	ITA Bonaldi Motorsport	Bonaldi Motorsport	Porsche 992 GT3 CUP	1'36.714	1'35.822	1'35.822	0.356	0.125	62
6	14	AGOSTINI Riccardo	ITA Scuderia Villorba Corse	Scuderia Villorba Corse	Porsche 992 GT3 CUP	1'36.714	1'35.866	1'35.866	0.400	0.044	62
7	32	QUARESMINI Gianmarco	ITA Dinamic Motorsport	Dinamic Motorsport	Porsche 992 GT3 CUP	1'36.867	1'35.963	1'35.963	0.497	0.097	66
8	15	FESTANTE Aldo	ITA Dinamic Motorsport	Dinamic Motorsport	Porsche 992 GT3 CUP	1'36.567	1'35.964	1'35.964	0.498	0.001	69
9	8	LORENZO Jorge	ESP Ghinzani Arco Motorsport	Team Q8 Hi-Perform	Porsche 992 GT3 CUP	1'37.275	1'36.000	1'36.000	0.534	0.036	81
10	11	CAGLIONI Leonardo	ITA Ombra Racing	Ombra Racing	Porsche 992 GT3 CUP	1'36.022	1'36.022	1'36.022	0.556	0.022	30
11	38	IAQUINTA Simone	ITA Ghinzani Arco Motorsport	Ghinzani Arco Motorsport	Porsche 992 GT3 CUP	1'36.849	1'36.051	1'36.051	0.585	0.029	54
12	2	SLUTSKII Zakhar	ISR Target Competition	Target Competition	Porsche 992 GT3 CUP	1'37.608	1'36.194	1'36.194	0.728	0.143	51
13	17	FULGENZI Enrico Fernand	ITA EF Group	EF Group	Porsche 992 GT3 CUP	1'36.429	1'36.257	1'36.257	0.791	0.063	62
14	12	LING Kang	CHN Ombra Racing	Ombra Racing	Porsche 992 GT3 CUP	1'36.705	1'36.258	1'36.258	0.792	0.001	70
15	10	ARMANNI Pietro	ITA Ombra Racing	Ombra Racing	Porsche 992 GT3 CUP	1'36.347	1'36.998	1'36.347	0.881	0.089	66
16	9	FONTANA Andrea	ITA Ebimotors	Ebimotors	Porsche 992 GT3 CUP	1'36.434	1'36.938	1'36.434	0.968	0.087	68
17	30	STRIGNANO Benedetto	ITA Scuderia Villorba Corse	Scuderia Villorba Corse	Porsche 992 GT3 CUP	1'36.645	1'36.462	1'36.462	0.996	0.028	54
18	22	SLUTSKII Artem	ISR Target Competition	Target Competition	Porsche 992 GT3 CUP	1'37.676	1'36.796	1'36.796	1.330	0.334	48
19	52	DE AMICIS Alberto	ITA Ebimotors	Ebimotors	Porsche 992 GT3 CUP	1'37.056	1'36.936	1'36.936	1.470	0.140	59
20	51	GNEMMI Paolo	ITA Ebimotors	Ebimotors	Porsche 992 GT3 CUP	1'38.028	1'37.165	1'37.165	1.699	0.229	69
21	6	GUIRRETI Giuseppe	ITA Raptor Engineering	Raptor Engineering	Porsche 992 GT3 CUP	1'38.354	1'37.219	1'37.219	1.753	0.054	78
22	50	FENICI Francesco Maria	ITA AB Racing	AB Racing	Porsche 992 GT3 CUP	1'38.046	1'37.274	1'37.274	1.808	0.055	79
23	24	PAPADOPULOS Alexandr	USA Tsunami RT	Tsunami RT	Porsche 992 GT3 CUP	1'38.069	1'37.407	1'37.407	1.941	0.133	63
24	67	DE GIACOMI Alex	ITA Tsunami RT	Tsunami RT	Porsche 992 GT3 CUP	1'38.171	1'37.410	1'37.410	1.944	0.003	74
25	70	GIORGI Gianluca	ITA Bedriver	Bedriver	Porsche 992 GT3 CUP	1'38.561	1'37.450	1'37.450	1.984	0.040	54
26	55	SCANZI Carlo	ITA Ghinzani Arco Motorsport	Ghinzani Arco Motorsport	Porsche 992 GT3 CUP	1'40.206	1'38.171	1'38.171	2.705	0.721	81
27	85	ROVIDA Matteo	ITA The Driving Experiences	The Driving Experiences	Porsche 992 GT3 CUP	1'39.211	1'38.269	1'38.269	2.803	0.098	57
28	69	MONTAGNESE Massimilia	ITA Team Malucelli	Team Malucelli	Porsche 992 GT3 CUP	1'38.694	1'38.528	1'38.528	3.062	0.259	67
29	64	SELVA Livio	ITA Ghinzani Arco Motorsport	Ghinzani Arco Motorsport	Porsche 992 GT3 CUP	1'39.292	1'38.585	1'38.585	3.119	0.057	72
30	89	HAN Huilin	CHN AB Racing	AB Racing	Porsche 992 GT3 CUP	1'39.459	1'39.025	1'39.025	3.559	0.440	70
31	60	GALASSI Marco	SMR Team Malucelli	Team Malucelli	Porsche 992 GT3 CUP	1'39.658	1'39.245	1'39.245	3.779	0.220	61
32	79	ZELGER Johannes	ITA Tsunami RT	Tsunami RT	Porsche 992 GT3 CUP	1'40.340	1'39.637	1'39.637	4.171	0.392	52
33	77	LEVY Andrea	ITA Raptor Engineering	Raptor Engineering	Porsche 992 GT3 CUP	1'42.302	1'41.001	1'41.001	5.535	1.364	74

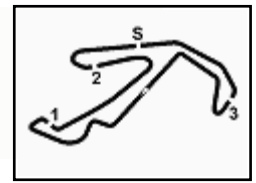
Direttore di Gara : Fabrizio Fondacci

Direttore di Prova : Massimiliano Ghinassi

04/05/2023

Powered by FICr PERUGIA TIMING





MIGLIOR GIRO

1	3 CERQUI Alberto	Porsche 992 GT3 CUP	1'35.466
2	23 MALUCELLI Matteo	Porsche 992 GT3 CUP	1'35.529
3	25 TEN VOORDE Larry	Porsche 992 GT3 CUP	1'35.547
4	7 FERRARI Lorenzo	Porsche 992 GT3 CUP	1'35.697
5	21 BERTONELLI Diego	Porsche 992 GT3 CUP	1'35.822
6	14 AGOSTINI Riccardo	Porsche 992 GT3 CUP	1'35.866
7	32 QUARESMINI Gianmarco	Porsche 992 GT3 CUP	1'35.963
8	15 FESTANTE Aldo	Porsche 992 GT3 CUP	1'35.964
9	8 LORENZO Jorge	Porsche 992 GT3 CUP	1'36.000
10	38 IAQUINTA Simone	Porsche 992 GT3 CUP	1'36.051
11	2 SLUTSKII Zakhar	Porsche 992 GT3 CUP	1'36.194
12	17 FULGENZI Enrico Fernando	Porsche 992 GT3 CUP	1'36.257
13	12 LING Kang	Porsche 992 GT3 CUP	1'36.258
14	30 STRIGNANO Benedetto	Porsche 992 GT3 CUP	1'36.462
15	22 SLUTSKII Artem	Porsche 992 GT3 CUP	1'36.796
16	52 DE AMICIS Alberto	Porsche 992 GT3 CUP	1'36.936
17	9 FONTANA Andrea	Porsche 992 GT3 CUP	1'36.938
18	10 ARMANNI Pietro	Porsche 992 GT3 CUP	1'36.998
19	51 GNEMMI Paolo	Porsche 992 GT3 CUP	1'37.165
20	6 GUIRRERI Giuseppe	Porsche 992 GT3 CUP	1'37.219
21	50 FENICI Francesco Maria	Porsche 992 GT3 CUP	1'37.274
22	24 PAPADOPULOS Alexandre	Porsche 992 GT3 CUP	1'37.407
23	67 DE GIACOMI Alex	Porsche 992 GT3 CUP	1'37.410
24	70 GIORGI Gianluca	Porsche 992 GT3 CUP	1'37.450
25	55 SCANZI Carlo	Porsche 992 GT3 CUP	1'38.171
26	85 ROVIDA Matteo	Porsche 992 GT3 CUP	1'38.269
27	69 MONTAGNESE Massimiliano	Porsche 992 GT3 CUP	1'38.528
28	64 SELVA Livio	Porsche 992 GT3 CUP	1'38.585
29	89 HAN Huilin	Porsche 992 GT3 CUP	1'39.025
30	60 GALASSI Marco	Porsche 992 GT3 CUP	1'39.245
31	79 ZELGER Johannes	Porsche 992 GT3 CUP	1'39.637
32	77 LEVY Andrea	Porsche 992 GT3 CUP	1'41.001
33	11 CAGLIONI Leonardo	Porsche 992 GT3 CUP	

SPEED

1	9 FONTANA Andrea	Porsche 992 GT3 CUP	219,5
2	30 STRIGNANO Benedetto	Porsche 992 GT3 CUP	219,5
3	15 FESTANTE Aldo	Porsche 992 GT3 CUP	219,5
4	17 FULGENZI Enrico Fernando	Porsche 992 GT3 CUP	219,1
5	25 TEN VOORDE Larry	Porsche 992 GT3 CUP	219,1
6	55 SCANZI Carlo	Porsche 992 GT3 CUP	218,6
7	67 DE GIACOMI Alex	Porsche 992 GT3 CUP	218,6
8	2 SLUTSKII Zakhar	Porsche 992 GT3 CUP	218,2
9	14 AGOSTINI Riccardo	Porsche 992 GT3 CUP	218,2
10	21 BERTONELLI Diego	Porsche 992 GT3 CUP	218,2
11	52 DE AMICIS Alberto	Porsche 992 GT3 CUP	218,2
12	89 HAN Huilin	Porsche 992 GT3 CUP	218,2
13	8 LORENZO Jorge	Porsche 992 GT3 CUP	218,2
14	3 CERQUI Alberto	Porsche 992 GT3 CUP	218,2
15	51 GNEMMI Paolo	Porsche 992 GT3 CUP	218,2
16	22 SLUTSKII Artem	Porsche 992 GT3 CUP	217,7
17	50 FENICI Francesco Maria	Porsche 992 GT3 CUP	217,7
18	23 MALUCELLI Matteo	Porsche 992 GT3 CUP	217,7
19	7 FERRARI Lorenzo	Porsche 992 GT3 CUP	217,7
20	10 ARMANNI Pietro	Porsche 992 GT3 CUP	217,7
21	24 PAPADOPULOS Alexandre	Porsche 992 GT3 CUP	217,7
22	38 IAQUINTA Simone	Porsche 992 GT3 CUP	217,7
23	12 LING Kang	Porsche 992 GT3 CUP	217,7
24	64 SELVA Livio	Porsche 992 GT3 CUP	217,7
25	32 QUARESMINI Gianmarco	Porsche 992 GT3 CUP	217,7
26	60 GALASSI Marco	Porsche 992 GT3 CUP	217,7
27	85 ROVIDA Matteo	Porsche 992 GT3 CUP	217,3
28	79 ZELGER Johannes	Porsche 992 GT3 CUP	216,9
29	6 GUIRRERI Giuseppe	Porsche 992 GT3 CUP	216,9
30	69 MONTAGNESE Massimiliano	Porsche 992 GT3 CUP	216,9
31	70 GIORGI Gianluca	Porsche 992 GT3 CUP	216,4
32	77 LEVY Andrea	Porsche 992 GT3 CUP	213,9

SEG. 1

1	3 CERQUI Alberto	24.980
2	23 MALUCELLI Matteo	25.037
3	25 TEN VOORDE Larry	25.076
4	8 LORENZO Jorge	25.140
5	7 FERRARI Lorenzo	25.159
6	21 BERTONELLI Diego	25.160
7	15 FESTANTE Aldo	25.238
8	38 IAQUINTA Simone	25.266
9	32 QUARESMINI Gianmarco	25.282
10	10 ARMANNI Pietro	25.300
11	2 SLUTSKII Zakhar	25.310
12	12 LING Kang	25.362
13	14 AGOSTINI Riccardo	25.379
14	50 FENICI Francesco Maria	25.427
15	17 FULGENZI Enrico Fernand	25.435
16	30 STRIGNANO Benedetto	25.450
17	9 FONTANA Andrea	25.496
18	52 DE AMICIS Alberto	25.545
19	6 GUIRRERI Giuseppe	25.577
20	70 GIORGI Gianluca	25.592
21	51 GNEMMI Paolo	25.627
22	22 SLUTSKII Artem	25.648
23	67 DE GIACOMI Alex	25.810
24	24 PAPADOPULOS Alexand	25.842
25	55 SCANZI Carlo	25.899
26	85 ROVIDA Matteo	25.925
27	64 SELVA Livio	25.974
28	89 HAN Huilin	25.975
29	69 MONTAGNESE Massimil	26.029
30	60 GALASSI Marco	26.144
31	79 ZELGER Johannes	26.236
32	77 LEVY Andrea	26.627

SEG. 2

1	3 CERQUI Alberto	22.412
2	17 FULGENZI Enrico Fernand	22.440
3	7 FERRARI Lorenzo	22.443
4	25 TEN VOORDE Larry	22.446
5	38 IAQUINTA Simone	22.496
6	23 MALUCELLI Matteo	22.497
7	14 AGOSTINI Riccardo	22.527
8	30 STRIGNANO Benedetto	22.529
9	32 QUARESMINI Gianmarco	22.551
10	15 FESTANTE Aldo	22.565
11	12 LING Kang	22.573
12	10 ARMANNI Pietro	22.590
13	21 BERTONELLI Diego	22.605
14	8 LORENZO Jorge	22.704
15	2 SLUTSKII Zakhar	22.752
16	51 GNEMMI Paolo	22.773
17	9 FONTANA Andrea	22.786
18	22 SLUTSKII Artem	22.792
19	55 SCANZI Carlo	22.793
20	24 PAPADOPULOS Alexand	22.845
21	67 DE GIACOMI Alex	22.866
22	6 GUIRRERI Giuseppe	22.889
23	52 DE AMICIS Alberto	22.895
24	70 GIORGI Gianluca	22.908
25	64 SELVA Livio	23.029
26	85 ROVIDA Matteo	23.052
27	69 MONTAGNESE Massimil	23.062
28	50 FENICI Francesco Maria	23.138
29	79 ZELGER Johannes	23.220
30	89 HAN Huilin	23.301
31	60 GALASSI Marco	23.304
32	77 LEVY Andrea	23.781

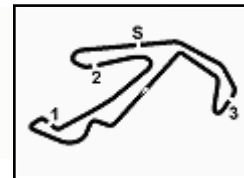
SEG. 3

1	23 MALUCELLI Matteo	26.585
2	14 AGOSTINI Riccardo	26.633
3	25 TEN VOORDE Larry	26.647
4	32 QUARESMINI Gianmarco	26.681
5	10 ARMANNI Pietro	26.692
6	3 CERQUI Alberto	26.705
7	38 IAQUINTA Simone	26.724
8	21 BERTONELLI Diego	26.731
9	8 LORENZO Jorge	26.732
10	7 FERRARI Lorenzo	26.780
11	15 FESTANTE Aldo	26.813
12	30 STRIGNANO Benedetto	26.817
13	12 LING Kang	26.844
14	22 SLUTSKII Artem	26.847
15	9 FONTANA Andrea	26.856
16	2 SLUTSKII Zakhar	26.886
17	50 FENICI Francesco Maria	26.888
18	52 DE AMICIS Alberto	26.923
19	17 FULGENZI Enrico Fernand	26.957
20	6 GUIRRERI Giuseppe	27.027
21	70 GIORGI Gianluca	27.037
22	51 GNEMMI Paolo	27.082
23	67 DE GIACOMI Alex	27.103
24	24 PAPADOPULOS Alexand	27.140
25	60 GALASSI Marco	27.171
26	64 SELVA Livio	27.209
27	85 ROVIDA Matteo	27.275
28	69 MONTAGNESE Massimil	27.365
29	55 SCANZI Carlo	27.382
30	79 ZELGER Johannes	27.454
31	89 HAN Huilin	27.472
32	77 LEVY Andrea	28.203

SEG. 4

1	23 MALUCELLI Matteo	21.090
2	2 SLUTSKII Zakhar	21.126
3	3 CERQUI Alberto	21.151
4	38 IAQUINTA Simone	21.167
5	21 BERTONELLI Diego	21.170
6	25 TEN VOORDE Larry	21.190
7	17 FULGENZI Enrico Fernand	21.218
8	32 QUARESMINI Gianmarco	21.232
9	8 LORENZO Jorge	21.252
10	14 AGOSTINI Riccardo	21.260
11	7 FERRARI Lorenzo	21.289
12	30 STRIGNANO Benedetto	21.293
13	6 GUIRRERI Giuseppe	21.339
14	22 SLUTSKII Artem	21.345
15	15 FESTANTE Aldo	21.348
16	12 LING Kang	21.368
17	70 GIORGI Gianluca	21.383
18	51 GNEMMI Paolo	21.387
19	10 ARMANNI Pietro	21.424
20	24 PAPADOPULOS Alexand	21.463
21	52 DE AMICIS Alberto	21.467
22	50 FENICI Francesco Maria	21.495
23	67 DE GIACOMI Alex	21.498
24	9 FONTANA Andrea	21.545
25	60 GALASSI Marco	21.675
26	55 SCANZI Carlo	21.680
27	69 MONTAGNESE Massimil	21.696
28	64 SELVA Livio	21.872
29	85 ROVIDA Matteo	21.952
30	89 HAN Huilin	22.068
31	79 ZELGER Johannes	22.202
32	77 LEVY Andrea	22.338





ACI Racing Weekend Misano, 6-7 Maggio 2023

Porsche Carrera Cup Italia - Ideal Time Pre-Race Official Test 2

Misano Circuit Sic 58 4.226 m

1 / 2

Num.	Conduattore	Auto	Seg. 1	Seg. 2	Seg. 3	Seg. 4	Ideal Time		
			Diff. 1	Diff. 2	Diff. 3	Diff. 4	Miglior Giro	Pos.	Diff.
1	23 MALUCELLI M. (ITA)	Porsche 992 GT3 CUP	25.037 +0.297	22.497 +0.023	26.585	21.090	1'35.209 1'35.529	2	0.320
2	3 CERQUI A. (ITA)	Porsche 992 GT3 CUP	24.980	22.412 +0.101	26.705 +0.117	21.151	1'35.248 1'35.466	1	0.218
3	25 TEN VOORDE L. (NLD)	Porsche 992 GT3 CUP	25.076 +0.115	22.446	26.647 +0.057	21.190 +0.016	1'35.359 1'35.547	3	0.188
4	38 IAQUINTA S. (ITA)	Porsche 992 GT3 CUP	25.266 +0.158	22.496 +0.093	26.724	21.167 +0.147	1'35.653 1'36.051	10	0.398
5	21 BERTONELLI D. (ITA)	Porsche 992 GT3 CUP	25.160	22.605 +0.027	26.731 +0.063	21.170 +0.066	1'35.666 1'35.822	5	0.156
6	7 FERRARI L. (ITA)	Porsche 992 GT3 CUP	25.159	22.443 +0.006	26.780 +0.020	21.289	1'35.671 1'35.697	4	0.026
7	32 QUARESMINI G. (ITA)	Porsche 992 GT3 CUP	25.282 +0.021	22.551 +0.158	26.681 +0.038	21.232	1'35.746 1'35.963	7	0.217
8	14 AGOSTINI R. (ITA)	Porsche 992 GT3 CUP	25.379 +0.067	22.527	26.633	21.260	1'35.799 1'35.866	6	0.067
9	8 LORENZO J. (ESP)	Porsche 992 GT3 CUP	25.140 +0.071	22.704 +0.101	26.732	21.252	1'35.828 1'36.000	9	0.172
10	15 FESTANTE A. (ITA)	Porsche 992 GT3 CUP	25.238	22.565	26.813	21.348	1'35.964 1'35.964	8	
11	10 ARMANNI P. (ITA)	Porsche 992 GT3 CUP	25.300 +0.455	22.590 +0.252	26.692 +0.217	21.424 +0.068	1'36.006 1'36.998	18	0.992
12	17 FULGENZI E. (ITA)	Porsche 992 GT3 CUP	25.435 +0.140	22.440	26.957	21.218 +0.067	1'36.050 1'36.257	12	0.207
13	2 SLUTSKII Z. (ISR)	Porsche 992 GT3 CUP	25.310 +0.079	22.752	26.886 +0.041	21.126	1'36.074 1'36.194	11	0.120
14	30 STRIGNANO B. (ITA)	Porsche 992 GT3 CUP	25.450 +0.174	22.529 +0.118	26.817 +0.066	21.293 +0.015	1'36.089 1'36.462	14	0.373
15	12 LING K. (CHN)	Porsche 992 GT3 CUP	25.362 +0.051	22.573 +0.060	26.844	21.368	1'36.147 1'36.258	13	0.111
16	22 SLUTSKII A. (ISR)	Porsche 992 GT3 CUP	25.648	22.792 +0.038	26.847 +0.126	21.345	1'36.632 1'36.796	15	0.164
17	9 FONTANA A. (ITA)	Porsche 992 GT3 CUP	25.496 +0.008	22.786 +0.187	26.856	21.545 +0.060	1'36.683 1'36.938	17	0.255
18	52 DE AMICIS A. (ITA)	Porsche 992 GT3 CUP	25.545 +0.106	22.895	26.923	21.467	1'36.830 1'36.936	16	0.106
19	6 GUIRRERI G. (ITA)	Porsche 992 GT3 CUP	25.577 +0.387	22.889	27.027	21.339	1'36.832 1'37.219	20	0.387
20	51 GNEMMI P. (ITA)	Porsche 992 GT3 CUP	25.627 +0.220	22.773 +0.076	27.082	21.387	1'36.869 1'37.165	19	0.296
21	70 GIORGI G. (ITA)	Porsche 992 GT3 CUP	25.592 +0.125	22.908 +0.138	27.037 +0.179	21.383 +0.088	1'36.920 1'37.450	24	0.530
22	50 FENICI F. (ITA)	Porsche 992 GT3 CUP	25.427	23.138 +0.018	26.888 +0.039	21.495 +0.269	1'36.948 1'37.274	21	0.326
23	67 DE GIACOMI A. (ITA)	Porsche 992 GT3 CUP	25.810	22.866 +0.001	27.103 +0.035	21.498 +0.097	1'37.277 1'37.410	23	0.133
24	24 PAPADOPULOS A. (USA)	Porsche 992 GT3 CUP	25.842 +0.057	22.845 +0.009	27.140 +0.051	21.463	1'37.290 1'37.407	22	0.117
25	55 SCANZI C. (ITA)	Porsche 992 GT3 CUP	25.899 +0.092	22.793 +0.296	27.382 +0.013	21.680 +0.016	1'37.754 1'38.171	25	0.417
26	64 SELVA L. (ITA)	Porsche 992 GT3 CUP	25.974 +0.230	23.029 +0.061	27.209	21.872 +0.210	1'38.084 1'38.585	28	0.501
27	69 MONTAGNESE M. (ITA)	Porsche 992 GT3 CUP	26.029	23.062 +0.243	27.365 +0.004	21.696 +0.129	1'38.152 1'38.528	27	0.376
28	85 ROVIDA M. (ITA)	Porsche 992 GT3 CUP	25.925	23.052	27.275	21.952 +0.065	1'38.204 1'38.269	26	0.065
29	60 GALASSI M. (SMR)	Porsche 992 GT3 CUP	26.144 +0.069	23.304 +0.506	27.171 +0.376	21.675	1'38.294 1'39.245	30	0.951
30	89 HAN H. (CHN)	Porsche 992 GT3 CUP	25.975	23.301 +0.208	27.472 +0.001	22.068	1'38.816 1'39.025	29	0.209
31	79 ZELGER J. (ITA)	Porsche 992 GT3 CUP	26.236 +0.217	23.220 +0.098	27.454 +0.097	22.202 +0.113	1'39.112 1'39.637	31	0.525
32	77 LEVY A. (ITA)	Porsche 992 GT3 CUP	26.627	23.781 +0.052	28.203	22.338	1'40.949 1'41.001	32	0.052
	11 CAGLIONI L. (ITA)	Porsche 992 GT3 CUP							

04/05/2023

Powered by FICr PERUGIA TIMING

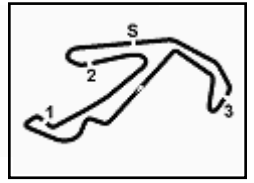


PORSCHE

**CARRERA CUP
ITALIA**

ACI Racing Weekend Misano, 6-7 Maggio 2023

Porsche Carrera Cup Italia - Ideal Time Pre-Race Official Test 2



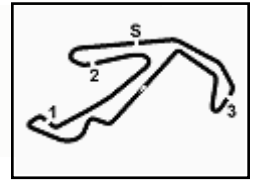
Misano Circuit Sic 58 4.226 m
2 / 2

Num. Conduttore	Auto	Seg. 1 Diff. 1	Seg. 2 Diff. 2	Seg. 3 Diff. 3	Seg. 4 Diff. 4	Ideal Time Miglior Giro	Pos.	Diff.
	Ideal Time Assoluto	24.980	22.412	26.585	21.090	1'35.067		

04/05/2023

Powered by FICr PERUGIA TIMING





2 Z. SLUTSKII (1'36.194)

Giro	Seg.1	Seg.2	Seg.3	Seg.4	T. Giro	km/h	Local Time
1							16:27'16.581
2	1'00.579	26.890	30.694	43.918	2'42.081P	204,2	16:29'58.662
3	2'26.631	26.584	28.489	24.353	3'46.057P	210,9	16:33'44.719
4	26.325	23.641	27.414	22.732	1'40.112	214,7	16:35'24.831
5	26.147	23.467	27.341	21.785	1'38.740	216,4	16:37'03.571
6	25.986	23.115	27.055	21.788	1'37.944	216,9	16:38'41.515
7	26.303	23.020	27.236	22.171	1'38.730C	218,2	16:40'20.245
8	25.733	23.007	26.983	21.535	1'37.258C	217,7	16:41'57.503
9	25.721	23.054	27.645	34.652	1'51.072CP	216,9	16:43'48.575
10	11'15.644	26.460	30.425	23.766	12'36.295P	195,3	16:56'24.870
11	25.486	23.072	27.041	22.803	1'38.402C	216,9	16:58'03.272
12	25.394	22.989	26.905	21.273	1'36.561	216,4	16:59'39.833
13	25.694	23.790	27.837	32.964	1'50.285P	216,0	17:01'30.118
14	12'46.307	27.216	28.754	23.758	14'06.035P	209,7	17:15'36.153
15	28.734	27.064	28.689	22.035	1'46.522	204,9	17:17'22.675
16	25.352	22.848	26.779	22.757	1'37.736C	217,3	17:19'00.411
17	32.320	25.431	30.578	25.844	1'54.173	199,3	17:20'54.584
18	25.310	22.872	26.886	33.453	1'48.521CP	217,7	17:22'43.105
19	36'49.735	30.270	29.562	22.911	38'12.478P	192,5	18:00'55.583
20	26.160	23.945	27.479	21.744	1'39.328	217,3	18:02'34.911
21	25.438	22.862	26.936	22.438	1'37.674C	217,3	18:04'12.585
22	28.786	26.176	28.418	21.631	1'45.011	214,7	18:05'57.596
23	25.497	22.745	26.793	21.310	1'36.345C	217,7	18:07'33.941
24	25.389	22.752	26.927	21.126	1'36.194	216,9	18:09'10.135
25	26.958	24.765	31.265	38.248	2'01.236P	190,8	18:11'11.371

2	52.794	30.713	36.015	26.617	2'26.139P	154,3	16:34'38.229
3	30.630	27.516	30.624	23.483	1'52.253	199,3	16:36'30.482
4	27.806	24.713	28.789	22.873	1'44.181C	212,2	16:38'14.663
5	27.980	24.266	27.957	22.409	1'42.612	214,3	16:39'57.275
6	27.281	23.890	27.908	24.354	1'43.433	215,1	16:41'40.708
7	27.965	24.166	27.714	22.406	1'42.251	215,1	16:43'22.959
8	26.799	23.786	28.622	22.400	1'41.607	214,3	16:45'04.566
9	26.666	23.618	27.831	22.172	1'40.287	215,1	16:46'44.853
10	38.374	34.014	30.883	3'34.175	5'17.446P	210,1	16:52'02.299
11	45.365	23.843	27.531	22.176	1'58.915P	213,9	16:54'01.214
12	26.124	23.517	27.439	21.880	1'38.960	214,7	16:55'40.174
13	25.959	23.503	27.864	22.203	1'39.529	214,3	16:57'19.703
14	25.955	23.143	27.382	21.800	1'38.280	214,7	16:58'57.983
15	26.080	23.230	27.446	21.637	1'38.393	215,6	17:00'36.376
16	25.953	23.323	27.345	21.754	1'38.375	215,1	17:02'14.751
17	25.942	23.417	30.867	4'12.214	5'32.440CP	212,2	17:07'47.191
18	47.483	29.916	33.500	25.346	2'16.245P	171,2	17:10'03.436
19	28.371	24.971	28.703	21.899	1'43.944	177,9	17:11'47.380
20	25.903	23.170	27.229	21.559	1'37.861	215,1	17:13'25.241
21	26.047	23.288	28.521	21.650	1'39.506	213,9	17:15'04.747
22	25.579	23.582	28.947	5'48.063	7'06.171CP	215,1	17:22'10.918
23	46.527	24.428	27.145	21.392	1'59.492P	216,0	17:24'10.410
24	25.577	23.139	27.070	22.038	1'37.824	216,4	17:25'48.234
25	25.780	23.316	27.122	21.305	1'37.523C	216,4	17:27'25.757
26	25.738	23.338	27.434	21.697	1'38.207	216,0	17:29'03.964
27	25.923	23.291	27.365	21.588	1'38.167	216,4	17:30'42.131
28	25.821	23.236	28.447	23'18.455	24'35.959P	216,0	17:55'18.090
29	48.434	25.223	28.402	22.463	2'04.522P	211,4	17:57'22.612
30	26.373	23.491	27.362	21.982	1'59.208	216,0	17:59'01.820
31	26.430	23.237	27.432	21.709	1'38.808	216,4	18:00'40.628
32	26.133	23.370	28.464	21.925	1'39.892	216,9	18:02'20.520
33	26.086	23.304	27.291	21.748	1'38.429	216,4	18:03'58.949
34	26.032	23.092	27.196	21.579	1'37.899	216,9	18:05'36.848
35	26.018	23.075	27.166	21.807	1'38.066	216,9	18:07'14.914
36	26.008	23.095	27.198	21.901	1'38.202	216,9	18:08'53.116
37	26.620	27.226	35.931	6'38.376	8'08.153P	168,0	18:17'01.269
38	47.707	28.610	33.662	25.060	2'15.039P	183,4	18:19'16.308
39	28.049	23.383	31.064	22.850	1'45.346	216,4	18:21'01.654
40	34.868	23.543	27.625	21.925	1'47.961	213,0	18:22'49.615
41	25.964	22.889	27.027	21.339	1'37.219	216,9	18:24'26.834
42	25.611	23.083	27.088	21.567	1'37.349	216,4	18:26'04.183

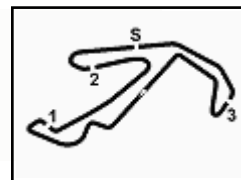
7 L. FERRARI (1'35.697)

Giro	Seg.1	Seg.2	Seg.3	Seg.4	T. Giro	km/h	Local Time
1							16:52'06.066
2	47.476	30.464	32.734	24.946	2'15.620P	180,6	16:54'21.686
3	27.846	25.716	31.168	22.154	1'46.884	154,7	16:56'08.570
4	26.899	25.791	27.742	22.804	1'43.236	214,3	16:57'51.806
5	25.813	23.107	26.999	21.379	1'37.298	215,6	16:59'29.104
6	28.908	26.133	28.951	6'40.292	8'04.284P	207,3	17:07'33.388
7	47.964	28.517	29.654	23.630	2'09.765P	206,5	17:09'43.153
8	28.422	24.207	27.607	21.594	1'41.830C	210,9	17:11'24.983
9	25.691	22.838	27.076	21.389	1'36.994	214,7	17:13'01.977
10	25.410	22.645	26.880	21.555	1'36.490C	215,6	17:14'38.467
11	25.497	22.792	26.900	21.366	1'36.555C	216,0	17:16'15.022
12	25.700	23.489	27.106	21.561	1'37.856C	215,6	17:17'52.878
13	25.511	22.711	27.955	6'35.096	7'51.273CP	216,9	17:25'44.151
14	44.880	27.758	29.009	22.341	2'03.988P	203,8	17:27'48.139
15	25.603	22.762	27.273	22.268	1'37.906C	216,0	17:29'26.045
16	25.619	23.386	27.176	21.466	1'37.647	216,0	17:31'03.692
17	25.414	22.742	26.821	21.795	1'36.772C	216,4	17:32'40.464
18	25.681	22.692	26.942	21.500	1'36.815C	216,4	17:34'17.279
19	25.507	22.682	27.867	22.504	1'38.560C	216,0	17:35'55.839
20	25.454	22.623	26.780	21.375	1'36.232C	216,9	17:37'32.071

6 G. GUIRRERI (1'37.219)

Giro	Seg.1	Seg.2	Seg.3	Seg.4	T. Giro	km/h	Local Time
1							16:32'12.090





Misano Circuit Sic 58 4.226 m

2 / 10

21	26.651	23.827	28.121	16'19.094	17'37.693P	213,9	17:55'09.764	6	26.034	23.071	27.650	23.224	1'39.979	216,9	16:41'34.246
22	48.010	30.005	31.024	23.645	2'12.684P	206,1	17:57'22.448	7	25.842	22.919	27.233	21.796	1'37.790	216,9	16:43'12.036
23	28.165	25.777	29.061	21.780	1'44.783	184,3	17:59'07.231	8	25.797	22.912	27.214	22.028	1'37.951C	216,4	16:44'49.987
24	25.957	24.626	27.025	21.316	1'38.924	216,0	18:00'46.155	9	25.876	22.976	28.958	5'44.133	7'01.943CP	216,9	16:51'51.930
25	25.251	22.582	27.066	2'53.064	4'07.963P	217,7	18:04'54.118	10	45.199	24.701	28.932	22.250	2'01.082P	196,7	16:53'53.012
26	46.711	27.109	30.783	23.916	2'08.519P	187,5	18:07'02.637	11	30.807	24.745	27.446	22.834	1'45.832	215,6	16:55'38.844
27	28.128	24.525	27.857	21.889	1'42.399	207,3	18:08'45.036	12	25.864	23.092	27.213	21.639	1'37.808	215,6	16:57'16.652
28	25.459	22.720	26.782	21.059	1'36.020C	216,4	18:10'21.056	13	25.666	23.466	27.322	21.711	1'38.165C	216,9	16:58'54.817
29	25.159	22.449	26.800	21.289	1'35.697	217,3	18:11'56.753	14	25.779	22.786	27.200	21.687	1'37.452	216,4	17:00'32.269

8 J. LORENZO (1'36.000)

Giro	Seg.1	Seg.2	Seg.3	Seg.4	T. Giro	km/h	Local Time
1							16:31'16.393
2	46.467	27.647	30.704	23.101	2'07.919P	174,2	16:33'24.312
3	27.274	24.717	27.803	22.179	1'41.973	212,2	16:35'06.285
4	26.069	23.420	27.282	21.852	1'38.623	216,9	16:36'44.908
5	26.080	23.173	27.272	21.910	1'38.435	216,9	16:38'23.343
6	25.914	23.127	27.158	21.670	1'37.869	217,3	16:40'01.212
7	25.945	22.991	27.204	3'54.608	5'10.748P	218,2	16:45'11.960
8	47.850	28.252	43.766	30.918	2'30.786P	200,4	16:47'42.746
9	27.437	23.917	27.278	21.626	1'40.258	215,1	16:49'23.004
10	25.342	22.876	26.970	21.542	1'36.730	216,0	16:50'59.734
11	25.414	25.564	30.139	21.422	1'42.539	209,7	16:52'42.273
12	25.352	22.928	27.039	2'57.549	4'12.868P	216,4	16:56'55.141
13	45.563	26.432	35.301	21.530	2'08.826P	207,3	16:59'03.967
14	38.690	24.460	27.224	21.471	1'51.845	216,0	17:00'55.812
15	25.361	22.704			1'38.759C	216,9	17:02'34.571
16	25.660	22.856	27.061	21.506	1'37.083	217,3	17:04'11.654
17	26.910	23.644	27.098	6'00.559	7'18.211P	216,4	17:11'29.865
18	46.762	23.394	27.260	21.384	1'58.800P	214,7	17:13'28.665
19	25.584	23.064	27.145	22.868	1'38.661	217,7	17:15'07.326
20	25.566	22.945	27.248	22.151	1'37.910	216,9	17:16'45.236
21	25.686	22.923	27.106	21.595	1'37.310	216,0	17:18'22.546
22	25.698	22.883	27.018	21.541	1'37.140	217,3	17:19'59.686
23	27.108	24.033	27.822	6'56.957	8'15.920P	215,1	17:28'15.606
24	47.420	23.169	27.211	21.616	1'59.416P	214,7	17:30'15.022
25	25.753	22.914	27.058	9'53.609	11'09.334P	216,4	17:41'24.356
26	47.104	25.880	28.820	21.825	2'03.629P	209,7	17:43'27.985
27	26.434	23.301	26.935	21.549	1'38.219	216,4	17:45'06.204
28	25.211	22.805	26.732	21.252	1'36.000	216,4	17:46'42.204
29	31.439	47.311	1'00.080	2'46.908	5'05.738P	80,1	17:51'47.942
30	45.339	24.091	27.651	21.797	1'58.878P	216,0	17:53'46.820
31	25.406	22.747	26.781	21.751	1'36.685	217,3	17:55'23.505
32	25.493	22.774	53.058	21.673	2'02.998C	197,4	17:57'26.503
33	25.525	22.806			5'38.685CP	216,9	18:03'05.188
34	46.800	27.620	30.743	27.235	2'12.398P	209,3	18:05'17.586
35	26.866	23.181	29.013	21.603	1'40.663	200,0	18:06'58.249
36	25.140	25.465	29.857	21.466	1'41.928C	201,9	18:08'40.177
37	25.201	22.783	26.734	22.420	1'37.138C	216,9	18:10'17.315
38	25.433	22.800	26.862	5'26.704	6'41.799P	217,3	18:16'59.114
39	42.923	23.018	26.957	21.572	1'54.470P	215,6	18:18'53.584
40	25.384	22.813	27.035	21.827	1'37.059	216,9	18:20'30.643
41	25.468	22.762	26.807	21.483	1'36.520	217,3	18:22'07.163
42	25.660	22.856	40.710	21.899	1'51.125	210,9	18:23'58.288
43	25.470	23.226	27.052	21.717	1'37.465	218,2	18:25'35.753

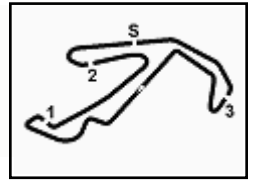
10 P. ARMANNI (1'36.998)

Giro	Seg.1	Seg.2	Seg.3	Seg.4	T. Giro	km/h	Local Time
1							16:27'33.911
2	54.141	27.865	32.155	24.993	2'19.154P	192,2	16:29'53.065
3	29.902	24.932	31.052	23.987	1'49.873	187,5	16:31'42.938
4	28.301	24.204	27.826	26.154	1'46.485	216,0	16:33'29.423
5	25.872	23.026	26.868	21.543	1'37.309	216,9	16:35'06.732
6	26.346	31.624	30.564	24.385	1'52.919	206,9	16:36'59.651
7	25.671	23.099	26.858	21.639	1'37.267	216,4	16:38'36.918
8	25.755	22.842	26.909	21.492	1'36.998	216,4	16:40'13.916
9	25.580	22.801	26.786	21.360	1'36.527C	216,9	16:41'50.443
10	27.697	23.404	27.753	2'08.301	3'27.155P	216,0	16:45'17.598
11	45.150	24.815	35.347	25'29.804	27'15.116P	212,6	17:12'32.714
12	46.605	24.911	28.538	22.883	2'02.937P	208,9	17:14'35.651
13	27.317	26.023	28.485	21.616	1'43.441	212,6	17:16'19.092
14	25.718	22.900	27.041	21.448	1'37.107	216,0	17:17'56.199
15	25.735	23.052	27.372	21.465	1'37.624C	214,7	17:19'33.823
16	25.544	22.959			1'37.567C	216,0	17:21'11.390
17	25.784	22.804	27.045	21.726	1'37.359C	216,4	17:22'48.749
18	26.989	23.084	27.241	3'49.275	5'06.589P	216,0	17:27'55.338
19	42.259	23.597	27.668	21.768	1'55.292P	214,7	17:29'50.630
20	25.933	22.866	26.992	21.446	1'37.237	216,4	17:31'27.867
21	25.980	22.978	27.136	21.461	1'37.555	216,4	17:33'05.422
22	25.946	22.967	27.137	21.498	1'37.548C	216,0	17:34'42.970
23	25.897	22.885	27.148	21.450	1'37.380	216,9	17:36'20.350
24	25.846	22.849	26.983	21.510	1'37.188	216,4	17:37'57.538
25	25.762	22.841	27.063	21.846	1'37.512	217,3	17:39'35.050
26	25.654	23.052	27.177	21.474	1'37.357	216,4	17:41'12.407
27	25.818	22.910	27.314	21.491	1'37.533C	217,7	17:42'49.940
28	25.789	22.813	27.243	21.580	1'37.425	217,3	17:44'27.365
29	26.813	23.144	27.286	20'25.655	21'42.898P	216,9	18:06'10.263
30	53.667	25.338	28.757	23.421	2'11.183P	212,2	18:08'21.446
31	28.840	24.918	28.603	23.644	1'46.005	214,3	18:10'07.451
32	27.104	23.379	27.555	21.621	1'39.659	211,8	18:11'47.110
33	25.608	22.590	26.692	4'00.464	5'15.354P	217,7	18:17'02.464
34	44.966	23.822	27.645	21.424	1'57.857P	213,0	18:19'00.321
35	25.734	22.772	27.488	21.445	1'37.439C	217,3	18:20'37.760

9 A. FONTANA (1'36.938)

Giro	Seg.1	Seg.2	Seg.3	Seg.4	T. Giro	km/h	Local Time
1							16:32'28.202
2	52.565	34.784	34.472	23.838	2'25.659P	114,0	16:34'53.861
3	29.307	24.475	28.070	22.014	1'43.866	215,6	16:36'37.727
4	25.978	23.270	27.137	21.744	1'38.129	216,9	16:38'15.856
5	26.212	23.162	27.191	21.846	1'38.411C	215,6	16:39'54.267





12 K. LING (1'36.258)							
Giro	Seg.1	Seg.2	Seg.3	Seg.4	T. Giro	km/h	Local Time
1							16:28'00.228
2	55.927	30.915	32.213	22.491	2'21.546P	163,1	16:30'21.774
3	26.887	23.980	28.334	22.196	1'41.397	214,3	16:32'03.171
4	26.951	23.724	27.668	21.867	1'40.210	214,3	16:33'43.381
5	26.102	24.728	27.467	21.961	1'40.258	216,4	16:35'23.639
6	25.934	23.038	27.199	21.776	1'37.947	217,3	16:37'01.586
7	25.791	23.115	28.162	22.733	1'39.801	216,4	16:38'41.387
8	25.842	23.147	27.127	3'08.556	4'24.672CP	216,0	16:43'06.059
9	45.324	24.246	28.041	24.137	2'01.748P	215,6	16:45'07.807
10	26.087	23.507	27.357	23.516	1'40.467	216,0	16:46'48.274
11	47.610	23.532	28.424	22.135	2'01.701	215,1	16:48'49.975
12	25.846	23.102	27.082	21.624	1'37.654	216,0	16:50'27.629
13	25.798	23.036	27.430	18'07.129	19'23.393P	216,0	17:09'51.022
14	47.722	30.204	35.672	25.199	2'18.797P	162,9	17:12'09.819
15	28.776	25.931	30.049	24.582	1'49.338	177,3	17:13'59.157
16	27.512	24.182	28.480	22.708	1'42.882	200,0	17:15'42.039
17	25.439	22.865	26.951	21.494	1'36.749	216,9	17:17'18.788
18	25.362	22.573	27.112	24.716	1'39.763	217,7	17:18'58.551
19	25.413	22.633	26.844	21.368	1'36.258	217,3	17:20'34.809
20	30.393	24.109	28.578	5'37.485	7'00.565P	214,3	17:27'35.374
21	43.316	24.322	28.043	27'03.698	28'39.379P	214,7	17:56'14.753
22	45.427	25.819	30.199	22.548	2'03.993P	190,5	17:58'18.746
23	27.193	24.177	29.214	21.679	1'42.263	197,1	18:00'01.009
24	25.729	23.834	27.478	21.588	1'38.629	213,9	18:01'39.638
25	25.676	23.193	27.032	21.587	1'37.488C	215,1	18:03'17.126
26	26.310	23.753	27.008	21.670	1'38.741	216,4	18:04'55.867
27	25.783	22.768	27.266	21.786	1'37.603	215,6	18:06'33.470
28	25.764	22.857	27.168	2'01.252	3'17.041P	216,4	18:09'50.511
29	42.315	23.078	27.165	28.659	2'01.217P	215,1	18:11'51.728
30	25.612	22.611	26.950	4'09.406	5'24.579P	216,4	18:17'16.307
31	47.245	25.360	30.740	23.146	2'06.491P	213,9	18:19'22.798
32	25.637	23.341	27.476	21.852	1'38.306	216,0	18:21'01.104
33	25.707	22.991	26.861	21.586	1'37.145	217,3	18:22'38.249
34	25.741	22.806	27.129	21.508	1'37.184	216,4	18:24'15.433

26	25.379	22.775	26.743	21.342	1'36.239	217,3	17:58'52.632
27	25.830	23.676	27.317	22.331	1'39.154	216,4	18:00'31.786
28	25.483	22.809	26.836	23.054	1'38.182	217,3	18:02'09.968
29	25.560	22.776	26.705	21.368	1'36.409	216,9	18:03'46.377
30	25.538	22.896	27.557	32.252	1'48.243P	216,4	18:05'34.620
31	4'11.528	23.362	27.354	21.557	5'23.801P	215,1	18:10'58.421
32	25.556	22.638	26.749	21.316	1'36.259	217,3	18:12'34.680
33	29.538	28.935	39.498	51.108	2'29.079CP	148,6	18:15'03.759
34	3'20.447	24.186	29.716	21.743	4'36.092P	195,3	18:19'39.851
35	25.931	23.136	27.077	22.629	1'38.773C	217,7	18:21'18.624
36	25.446	22.527	26.633	21.260	1'35.866	218,2	18:22'54.490
37	25.519	22.581	27.037	23.096	1'38.233C	218,2	18:24'32.723
38	25.470	22.601	27.355	32.352	1'47.778P	218,2	18:26'20.501

14 R. AGOSTINI (1'35.866)							
Giro	Seg.1	Seg.2	Seg.3	Seg.4	T. Giro	km/h	Local Time
1							16:29'33.119
2	4'54.228	29.560	33.229	34.822	6'31.839P	174,8	16:36'04.958
3	3'08.082	29.773	36.942	24.557	4'39.354P	143,6	16:40'44.312
4	26.505	24.307	30.685	21.886	1'43.383	164,4	16:42'27.695
5	25.918	23.024	27.017	21.518	1'37.477C	216,0	16:44'05.172
6	25.981	22.977	27.003	23.665	1'39.626	216,0	16:45'44.798
7	26.195	24.152	48.210	25.095	2'03.652	105,5	16:47'48.450
8	25.777	22.851	27.253	21.408	1'37.289	215,6	16:49'25.739
9	25.662	22.920	27.740	22.985	1'39.307C	216,0	16:51'05.046
10	25.898	22.999	27.781	32.567	1'49.245P	217,3	16:52'54.291
11	3'02.079	23.757	28.696	21.888	4'16.420P	208,9	16:57'10.711
12	25.733	22.758	26.958	22.563	1'38.012	216,4	16:58'48.723
13	25.628	23.024	27.045	21.408	1'37.105	216,4	17:00'25.828
14	25.703	22.859	26.868	21.342	1'36.772	217,3	17:02'02.600
15	26.821	24.040	29.938	22.465	1'43.264	214,3	17:03'45.864
16	25.736	22.738	27.491	32.401	1'48.366P	216,0	17:05'34.230
17	6'48.483	23.472	27.106	21.778	8'00.839P	216,4	17:13'35.069
18	25.730	22.937	26.914	21.589	1'37.170	217,7	17:15'12.239
19	25.633	22.717	26.901	21.489	1'36.740	217,3	17:16'48.979
20	25.646	22.843	26.875	23.523	1'38.887	217,3	17:18'27.866
21	25.518	22.837	26.817	21.494	1'36.666	217,7	17:20'04.532
22	26.286	23.252	27.161	24'35.481	25'52.180P	217,7	17:45'56.712
23	6'23.276	30.782	36.010	24.607	7'54.675P	121,8	17:53'51.387
24	27.003	23.866	28.399	26.577	1'45.845	214,3	17:55'37.232
25	25.682	23.028	28.442	22.009	1'39.161	212,6	17:57'16.393

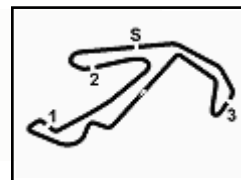
15 A. FESTANTE (1'35.964)							
Giro	Seg.1	Seg.2	Seg.3	Seg.4	T. Giro	km/h	Local Time
1							16:36'20.863
2	1'13.122	29.361	29.752	22.567	2'34.802P	212,6	16:38'55.665
3	26.173	23.209	27.677	21.726	1'38.785	215,6	16:40'34.450
4	25.641	22.864	27.433	22.051	1'37.989	217,7	16:42'12.439
5	26.048	22.875	27.085	21.570	1'37.538	217,3	16:43'49.977
6	25.697	22.880	27.192	21.579	1'37.348	217,3	16:45'27.325
7	1'46.604	35.859	28.661	21.954	3'13.078	213,4	16:48'40.403
8	25.962	23.060	27.292	21.719	1'38.033	216,9	16:50'18.436
9	25.594	22.967	27.140	21.607	1'37.308C	218,2	16:51'55.744
10	25.525	22.846	29.032	21.729	1'39.132	217,7	16:53'34.876
11	25.715	23.478	27.193	21.512	1'37.898	217,3	16:55'12.774
12	25.759	22.945	26.988	21.511	1'37.203	218,2	16:56'49.977
13	25.858	22.959	27.075	21.520	1'37.412	217,7	16:58'27.389
14	25.494	22.845	27.362	21.571	1'37.272	218,2	17:00'04.661
15	25.781	23.350	27.041	21.510	1'37.682	218,6	17:01'42.343
16	26.397	23.297	27.121	21.536	1'38.351	219,1	17:03'20.694
17	26.125	23.580	27.103	21.555	1'38.363	218,2	17:04'59.057
18	25.648	22.942	26.987	21.410	1'36.987C	218,2	17:06'36.044
19	25.708	23.279	27.265	21.628	1'37.880	219,1	17:08'13.924
20	26.218	23.157	27.063	21.529	1'37.967C	217,7	17:09'51.891
21	25.579	22.939	27.027	21.561	1'37.106	218,2	17:11'28.997
22	27.132	23.640	27.873	34'31.723	35'50.368P	218,6	17:47'19.365
23	5'03.008	26.329	28.425	21.845	6'19.607P	215,1	17:53'38.972
24	25.566	22.959	27.144	21.543	1'37.212	216,9	17:55'16.184
25	25.509	22.890	27.042	21.474	1'36.915	217,7	17:56'53.099
26	25.405	22.827	26.959	21.763	1'36.954	217,7	17:58'30.053
27	26.735	23.732	27.587	37.862	1'55.916P	218,2	18:00'25.969
28	2'25.829	24.607	30.571	22.285	3'43.292P	215,1	18:04'09.261
29	26.618	24.052	28.789	21.655	1'41.114	202,6	18:05'50.375
30	26.160	23.693	27.610	21.686	1'39.149	215,6	18:07'29.524
31	25.238	22.565	26.813	21.348	1'35.964	218,6	18:09'05.488
32	25.254	22.754	28.296	23.907	1'40.211	219,5	18:10'45.699
33	25.324	22.831	27.367	22.264	1'37.786C	219,1	18:12'23.485
34	25.449	23.377	35.840	58.158	2'22.824CP	176,2	18:14'46.309

17 E. FULGENZI (1'36.257)							
Giro	Seg.1	Seg.2	Seg.3	Seg.4	T. Giro	km/h	Local Time
1							16:28'15.977
2	48.105	26.069	30.984	23.088	2'08.246P	210,5	16:30'24.223
3	26.424	23.523	28.378	22.428	1'40.753	213,9	16:32'04.976
4	26.155	23.344	27.716	21.764	1'38.979C	217,7	16:33'43.955
5	25.942	23.858	27.368	22.035	1'39.203C	216,9	16:35'23.158
6	25.535	22.878	27.552	21.803	1'37.768C	216,9	16:37'00.926
7	25.992	22.906	28.428	22.252	1'39.578C	216,9	16:38'40.504
8	25.711	22.763	27.197	21.578	1'37.249	216,4	16:40'17.753
9	25.601	22.856	27.212	21.472	1'37.141	216,4	16:41'54.894
10	27.345	25.447	29.312	7'57.735	9'19.839P	214,7	16:51'14.733



ACI Racing Weekend Misano, 6-7 Maggio 2023

Porsche Carrera Cup Italia - Analisi Tempi Pre-Race Official Test 2



Misano Circuit Sic 58.4.226 m

4 / 10

														22 A. SLUTSKII (1'36.796)							
														Giro	Seg.1	Seg.2	Seg.3	Seg.4	T. Giro	km/h	Local Time
11	54.862	28.683	37.291	24.518	2'25.354P	160,5	16:53'40.087	37	25.268	22.708	26.921	21.299	1'36.196C	217,3	18:20'01.401						
12	27.307	24.814	28.862	22.999	1'43.982	201,5	16:55'24.069	38	25.365	22.666	27.095	38.014	1'53.140P	218,2	18:21'54.541						
13	25.596	23.238	26.876	22.100	1'37.810C	217,7	16:57'01.879														
14	25.547	22.741	27.062	21.411	1'36.761C	217,3	16:58'38.640														
15	25.520	22.582	27.214	21.366	1'36.682	216,9	17:00'15.322														
16	26.317	23.109	27.675	17'18.365	18'35.466P	216,4	17:18'50.788														
17	47.226	23.650	27.789	22.301	2'00.966CP	215,6	17:20'51.754														
18	25.555	22.710	27.147	21.362	1'36.774	217,7	17:22'28.528														
19	25.586	22.518	27.015	21.398	1'36.517	217,7	17:24'05.045														
20	28.218	25.071	27.258	21.964	1'42.511	219,1	17:25'47.556														
21	25.480	22.620	27.191	21.357	1'36.648	217,7	17:27'24.204														
22	26.025	22.684	27.214	21.648	1'37.571	217,3	17:29'01.775														
23	25.894	24.463	32.563	21'53.544	23'16.464P	177,3	17:52'18.239														
24	55.771	30.577	29.858	23.537	2'19.743P	213,9	17:54'37.982														
25	27.913	24.512	33.350	22.012	1'47.787	175,3	17:56'25.769														
26	25.673	22.729	26.986	21.444	1'36.832	217,7	17:58'02.601														
27	25.634	22.597	27.136	21.470	1'36.837	218,2	17:59'39.438														
28	25.435	22.603	27.130	21.288	1'36.456	217,3	18:01'15.894														
29	27.547	24.456	29.211	10'07.754	11'28.968P	216,9	18:12'44.862														
30	1'00.221	41.074	46.194	2'02.150	4'29.639P	122,0	18:17'14.501														
31	46.902	26.671	30.688	22.465	2'06.726P	180,0	18:19'21.227														
32	26.014	23.190	28.047	21.651	1'38.902	216,9	18:21'00.129														
33	25.443	22.601	27.013	21.218	1'36.275	218,2	18:22'36.404														
34	25.575	22.440	26.957	21.285	1'36.257	218,6	18:24'12.661														
35	25.491	22.620	27.051	21.379	1'36.541	218,6	18:25'49.202														

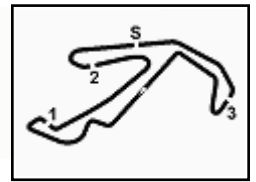
21 D. BERTONELLI (1'35.822)

Giro	Seg.1	Seg.2	Seg.3	Seg.4	T. Giro	km/h	Local Time
1							16:29'49.135
2	50.368	31.291	33.686	23.884	2'19.229P	154,7	16:32'08.364
3	27.557	24.159	27.279	22.848	1'41.843	214,7	16:33'50.207
4	25.650	23.245	27.078	21.721	1'37.694	216,9	16:35'27.901
5	25.602	22.956	27.184	21.750	1'37.492C	216,4	16:37'05.393
6	25.565	23.371	27.320	35.914	1'52.170P	216,9	16:38'57.563
7	4'31.837	31.652	32.777	22.849	5'59.115P	168,2	16:44'56.678
8	27.490	28.139	32.743	39.717	2'08.089	137,1	16:47'04.767
9	39.718	26.478	28.519	21.722	1'56.437	213,0	16:49'01.204
10	25.289	23.210	26.801	21.396	1'36.696	217,3	16:50'37.900
11	25.336	22.768	26.991	21.308	1'36.403	216,9	16:52'14.303
12	25.197	22.866	27.042	22.484	1'37.589C	215,6	16:53'51.892
13	28.557	25.950	28.262	33.870	1'56.639P	213,4	16:55'48.531
14	4'20.477	24.102	27.732	23.906	5'36.217P	215,6	17:01'24.748
15	25.655	23.911	26.870	21.358	1'37.794	216,4	17:03'02.542
16	25.490	22.828	28.194	21.664	1'38.176	214,7	17:04'40.718
17	25.305	22.796	26.911	21.339	1'36.351	216,9	17:06'17.069
18	25.494	22.761	26.954	21.378	1'36.587	217,3	17:07'53.656
19	25.859	22.987	27.676	35.250	1'51.772P	217,3	17:09'45.428
20	14'34.712	23.250	27.287	21.679	15'46.928P	215,6	17:25'32.356
21	25.243	22.794	26.940	21.418	1'36.395C	218,2	17:27'08.751
22	25.383	22.716	26.889	21.350	1'36.338	217,7	17:28'45.089
23	25.263	22.727	26.852	21.316	1'36.158	217,7	17:30'21.247
24	25.384	22.748	27.598	5'45.557	7'01.287P	217,3	17:37'22.534
25	4'47.553	32.586	35.938	25.043	6'21.120P	93,8	17:43'43.654
26	27.700	27.373	33.280	25.827	1'54.180	150,8	17:45'37.834
27	27.305	27.983	49.821	1'03.462	2'48.571	207,7	17:48'26.405
28	45.521	51.860	1'06.028	23.072	3'06.481	79,9	17:51'32.886
29	25.571	23.062	26.933	21.209	1'36.775	216,4	17:53'09.661
30	25.160	22.632	26.794	21.236	1'35.822	217,7	17:54'45.483
31	27.547	25.442	27.956	22.461	1'43.406	216,0	17:56'28.889
32	25.275	22.759	26.731	21.170	1'35.935	217,7	17:58'04.824
33	25.411	24.489	36.264	44.291	2'10.455P	140,8	18:00'15.279
34	10'39.274	23.592	27.009	21.806	11'51.681CP	216,0	18:12'06.960
35	25.205	22.605	39.882	47.597	2'15.289CP	146,5	18:14'22.249
36	2'50.849	23.118	27.371	21.618	4'02.956P	216,0	18:18'25.205

04/05/2023

P = Box In/Out - C = Tempo Invalidato





28 1'02.106 26.535 37.654 38.056 2'44.351CP 152,1 18:13'58.428

28 58.619 42.209 45.783 2'02.913 4'29.524P 115,4 18:17'13.278

29 46.960 26.523 30.910 22.444 2'06.837P 193,2 18:19'20.115

30 25.984 23.254 28.453 21.511 1'39.202 215,1 18:20'59.317

31 **25.076** 22.655 26.764 21.306 1'35.801 218,6 18:22'35.118

32 25.163 22.648 **26.647** 21.257 1'35.715C 217,3 18:24'10.833

33 25.191 **22.446** 26.704 21.206 **1'35.547** 218,2 18:25'46.380

24 A. PAPADOPULOS (1'37.407)

Giro	Seg.1	Seg.2	Seg.3	Seg.4	T. Giro	km/h	Local Time
1							16:28'23.955
2	1'03.270	32.508	35.819	26.507	2'38.104P	157,4	16:31'02.059
3	30.252	25.270	29.988	22.756	1'48.266	212,6	16:32'50.325
4	28.331	24.376	29.640	22.452	1'44.799	208,1	16:34'35.124
5	27.029	23.528	28.054	21.993	1'40.604C	214,7	16:36'15.728
6	26.600	23.193	28.013	22.185	1'39.991C	215,1	16:37'55.719
7	27.420	31.026	28.159	22.100	1'48.705	214,7	16:39'44.424
8	26.120	23.397	27.873	23.092	1'40.482	216,9	16:41'24.906
9	27.283	23.790	27.809	21.763	1'40.645	217,3	16:43'05.551
10	26.234	23.100	27.485	21.732	1'38.551	216,4	16:44'44.102
11	26.226	23.182	27.577	22.138	1'39.123	216,0	16:46'23.225
12	26.284	36.147	35.546	39.809	2'17.786P	150,2	16:48'41.011
13	6'11.815	24.020	28.202	21.784	7'25.821P	214,7	16:56'06.832
14	26.208	23.108	27.481	21.735	1'38.532	216,0	16:57'45.364
15	25.983	23.068	27.544	21.778	1'38.373C	216,4	16:59'23.737
16	25.949	23.083	27.373	21.569	1'37.974C	216,9	17:01'01.711
17	27.767	28.760	30.019	21.967	1'48.513	187,8	17:02'50.224
18	27.089	35.248	29.179	22.095	1'53.611	214,3	17:04'43.835
19	25.982	23.008	27.140	21.760	1'37.890	216,9	17:06'21.725
20	26.339	23.184	28.157	19'51.850	2'109.530P	216,9	17:27'31.255
21	4'04.390	32.926	42.647	25.800	5'45.763P	95,1	17:33'17.018
22	30.135	31.539	33.513	27.614	2'02.801	145,2	17:35'19.819
23	28.825	24.305	28.606	21.934	1'43.670	211,4	17:37'03.489
24	25.899	22.854	27.191	21.463	1'37.407	216,0	17:38'40.896
25	25.842	22.845	27.248	21.496	1'37.431	215,6	17:40'18.327
26	25.864	22.857	27.315	21.524	1'37.560	217,7	17:41'55.887
27	25.862	23.097	27.428	21.588	1'37.975	216,0	17:43'33.862
28	27.797	33.192	45.905	25.792	2'12.686	76,2	17:45'46.548
29	2'27.575	1'14.283			5'56.791P	67,2	17:51'43.339

30 B. STRIGNANO (1'36.462)

Giro	Seg.1	Seg.2	Seg.3	Seg.4	T. Giro	km/h	Local Time
1							16:30'13.776
2	5'15.702	30.748	37.458	39.735	7'03.643P	131,5	16:37'17.419
3	1'57.965	30.265	31.728	36.960	3'36.918P	203,8	16:40'54.337
4	3'30.302	24.980	28.583	27'54.164	32'18.029P	214,3	17:13'12.366
5	53.008	27.111	37.183	23.472	2'20.774P	77,4	17:15'33.140
6	27.915	24.017	28.342	21.989	1'42.263	213,0	17:17'15.403
7	26.056	23.290	28.645	21.907	1'39.898	215,1	17:18'55.301
8	26.027	22.901	27.277	21.467	1'37.672	217,3	17:20'32.973
9	25.699	22.855	26.965	21.293	1'36.812	218,2	17:22'09.785
10	25.596	22.874	26.960	21.492	1'36.922C	219,1	17:23'46.707
11	25.774	22.814	27.171	21.426	1'37.185C	217,7	17:25'23.892
12	25.864	22.807	27.201	21.532	1'37.404	217,7	17:27'01.296
13	25.983	23.033	27.146	21.529	1'37.691C	217,7	17:28'38.987
14	29.420	25.800	27.722	21.464	1'44.406	216,0	17:30'23.393
15	25.960	22.866	27.093	21.636	1'37.555	218,2	17:32'00.948
16	25.979	22.703	27.238	21.629	1'37.549	216,4	17:33'38.497
17	25.985	24.857	27.712	21.932	1'40.486	216,9	17:35'18.983
18	26.108	23.118	27.447	35.745	1'52.418P	216,9	17:37'11.401
19	3'22.860	24.319	27.871	10'59.964	15'15.014P	216,0	17:52'26.415
20	12'05.065	37.435	43.406	25.228	13'51.134P	130,8	18:06'17.549
21	30.062	29.107	28.263	22.015	1'49.447	212,6	18:08'06.996
22	25.450	22.900	26.867	22.742	1'37.959	217,7	18:09'44.955
23	25.624	22.647	26.883	21.308	1'36.462	216,9	18:11'21.417
24	25.702	22.744	26.947	34.804	1'50.197CP	217,7	18:13'11.614
25	5'20.616	23.744	27.527	21.326	6'33.213P	216,4	18:19'44.827
26	25.546	22.724	26.817	21.403	1'36.490	219,5	18:21'21.317
27	26.252	22.773	27.078	23.437	1'39.540	218,2	18:23'00.857
28	25.505	22.529	27.122	21.414	1'36.570	218,2	18:24'37.427
29	25.585	22.637	26.976	22.557	1'37.755	219,1	18:26'15.182

25 L. TEN VOORDE (1'35.547)

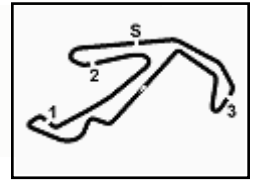
Giro	Seg.1	Seg.2	Seg.3	Seg.4	T. Giro	km/h	Local Time
1							16:27'58.305
2	56.859	30.505	31.439	22.370	2'21.173P	155,8	16:30'19.478
3	26.261	23.765	29.954	21.589	1'41.569	215,6	16:32'01.047
4	25.642	22.846	27.027	22.299	1'37.814	217,3	16:33'38.861
5	25.951	22.941	27.146	22.039	1'38.077	216,9	16:35'16.938
6	25.559	22.769	27.354	21.496	1'37.178	216,9	16:36'54.116
7	25.639	22.763	27.128	21.362	1'36.892	216,4	16:38'31.008
8	25.507	23.097	27.384	21.458	1'37.446	213,0	16:40'08.454
9	25.581	22.688	28.930	9'47.580	11'04.779CP	216,0	16:51'13.233
10	54.974	28.468	37.864	24.305	2'25.611P	135,0	16:53'38.844
11	27.255	24.681	29.207	23.506	1'44.649	206,5	16:55'23.493
12	25.257	22.692	26.795	21.190	1'35.934	217,3	16:56'59.427
13	25.434	22.497	26.757	21.262	1'35.950	217,7	16:58'35.377
14	25.258	22.684	26.839	21.357	1'36.138	217,3	17:00'11.515
15	26.059	22.851	27.202	17'21.536	18'37.648P	217,7	17:18'49.163
16	46.577	23.416	27.758	23.489	2'01.240P	216,0	17:20'50.403
17	25.852	23.293	29.617	21.529	1'40.291	172,2	17:22'30.694
18	26.399	23.784	27.033	21.352	1'38.568C	218,2	17:24'09.262
19	25.731	22.621	26.872	21.272	1'36.496	218,2	17:25'45.758
20	25.530	22.736	26.930	21.261	1'36.457	219,1	17:27'22.215
21	25.447	22.705	26.833	21.231	1'36.216C	217,7	17:28'58.431
22	26.532	26.325	32.645	21'52.705	23'18.207P	160,0	17:52'16.638
23	56.384	29.394	30.059	22.403	2'18.240P	199,6	17:54'34.878
24	26.357	26.190	34.964	21.983	1'49.494	183,4	17:56'24.372
25	25.271	22.565	26.731	21.246	1'35.813	218,2	17:58'00.185
26	25.312	22.623	26.788	21.275	1'35.998C	217,7	17:59'36.183
27	25.273	22.597	26.854	11'52.847	13'07.571P	218,2	18:12'43.754

32 G. QUARESMINI (1'35.963)

Giro	Seg.1	Seg.2	Seg.3	Seg.4	T. Giro	km/h	Local Time
1							16:32'54.025
2	49.245	26.613	28.614	22.106	2'06.578P	212,6	16:35'00.603
3	26.539	23.359	27.518	21.944	1'39.360	215,1	16:36'39.963
4	25.693	23.134	26.995	21.854	1'37.676	216,9	16:38'17.639
5	25.579	23.261	27.028	21.565	1'37.433C	216,9	16:39'55.072
6	26.485	24.739	27.394	22.557	1'41.175	216,4	16:41'36.247
7	27.024	23.273	27.289	21.629	1'39.215	216,0	16:43'15.462
8	25.846	22.878	26.887	22.263	1'37.874	216,4	16:44'53.336
9	47.785	23.866	27.168	27.946	2'06.765	216,4	16:47'00.101
10	41.724	23.388	27.141	22.470	1'54.723	216,4	16:48'54.824
11	26.145	23.271	27.722	35.398	1'52.536P	216,4	16:50'47.360
12	7'29.762	30.677	39.535	25.326	9'05.300P	98,4	16:59'52.660
13	28.600	24.129	27.690	22.533	1'42.952	213,0	17:01'35.612
14	26.960	24.104	27.741	21.674	1'40.479	215,1	17:03'16.091
15	25.590	22.760	26.757	21.566	1'36.673	217,3	17:04'52.764
16	25.282	22.664	26.681	21.466	1'36.093	217,7	17:06'28.857
17	26.681	23.415	27.747	38.901	1'56.744P	216,0	17:08'25.601
18					4'14.770P		17:12'40.371
19	53.609	23.684	27.207	21.426	2'05.926P	216,4	17:14'46.297
20	25.601	22.712	28.716	21.675	1'38.704C	186,2	17:16'25.001
21	25.450	22.773	26.712	21.244	1'36.179	217,7	17:18'01.180
22	25.604	22.868	28.328	44.267	2'01.067P	216,9	17:20'02.247

ACI Racing Weekend Misano, 6-7 Maggio 2023

Porsche Carrera Cup Italia - Analisi Tempi Pre-Race Official Test 2



Misano Circuit Sic 58 4.226 m

6 / 10

23	14'20.571	23.749	27.421	21.515	15'33.256P	213,9	17:35'35.503	6	28.606	27.492	34.193	24.548	1'54.839	173,6	16:43'12.127
24	25.418	22.759	27.028	21.515	1'36.720C	216,0	17:37'12.223	7	30.290	28.106	33.280	38.355	2'10.031P	200,4	16:45'22.158
25	25.355	22.557	26.691	21.646	1'36.249	216,9	17:38'48.472	8	5'19.867	33.507	34.753	36.690	7'04.817P	148,4	16:52'26.975
26	25.364	22.672	26.931	21.366	1'36.333C	217,7	17:40'24.805	9	47.236	28.012	32.089	37.660	2'24.997P	208,1	16:54'51.972
27	26.746	23.309	27.465	35.229	1'52.749P	216,0	17:42'17.554	10	1'12.009	25.317	30.908	37.688	2'45.922P	191,8	16:57'37.894
28	3'29.547	26.239	31.016	35.200	5'02.002P	198,9	17:47'19.556	11	1'05.654	24.785	28.880	22.489	2'21.808P	213,0	16:59'59.702
29	47.185	47.303	58.810	51.200	3'24.498P	81,9	17:50'44.054	12	26.599	23.841	27.569	22.256	1'40.265	215,1	17:01'39.967
30	2'03.713	24.217	28.228	22.568	3'18.726P	212,6	17:54'02.780	13	26.508	23.673	27.532	22.376	1'40.089	215,1	17:03'20.056
31	25.303	22.709	26.719	21.232	1'35.963	216,4	17:55'38.743	14	26.477	24.214	27.497	22.027	1'40.215	216,4	17:05'00.271
32	27.740	27.771	32.278	25.234	1'53.023	191,5	17:57'31.766	15	25.828	23.286	27.300	21.940	1'38.354	216,4	17:06'38.625
33	25.310	22.551	26.848	21.372	1'36.081	217,7	17:59'07.847	16	25.780	23.352	27.307	21.800	1'38.239C	216,0	17:08'16.864
34	25.760	25.314	29.889	40.971	2'01.934P	200,7	18:01'09.781	17	25.979	23.416	27.419	21.832	1'38.646	216,0	17:09'55.510
35					5'27.051P		18:06'38.832	18	26.037	23.470	27.639	22.006	1'39.152C	216,0	17:11'34.662

38 S. IAQUINTA (1'36.051)

Giro	Seg.1	Seg.2	Seg.3	Seg.4	T. Giro	km/h	Local Time
1							16:31'14.522
2	47.533	27.411	30.691	23.625	2'09.260P	184,3	16:33'23.782
3	27.388	24.560	27.436	21.629	1'41.013	215,1	16:35'04.795
4	26.251	23.464	27.259	22.262	1'39.236	215,6	16:36'44.031
5	26.170	22.788	27.235	22.420	1'38.613	213,9	16:38'22.644
6	25.739	22.969	27.116	21.603	1'37.427	215,6	16:40'00.071
7	26.088	23.350	27.378	6'25.206	7'42.022P	216,0	16:47'42.093
8	46.620	23.660	27.496	21.380	1'59.156P	212,6	16:49'41.249
9	25.754	26.756	32.191	4'20.277	5'44.978P	172,2	16:55'26.227
10	48.875	23.410	27.073	21.954	2'01.312P	215,1	16:57'27.539
11	25.667	22.873	27.134	28.895	1'44.569	216,4	16:59'12.108
12	25.580	22.699	27.191	21.346	1'36.816	215,6	17:00'48.924
13	25.597	22.773	29.117	3'31.877	4'49.364P	209,7	17:05'38.228
14	44.068	23.202	27.985	34.760	2'10.015P	215,1	17:07'48.303
15	25.629	22.912	26.977	21.459	1'36.977	216,4	17:09'25.280
16	25.705	22.872	26.942	21.426	1'36.945	216,4	17:11'02.225
17	26.453	23.689	27.551	5'03.255	6'20.948P	216,4	17:17'23.173
18	48.164	27.275	31.089	31.593	2'18.121CP	216,0	17:19'41.294
19	32.191	23.763	28.319	21.542	1'45.815	207,3	17:21'27.109
20	25.771	22.496	26.894	21.167	1'36.328	216,4	17:23'03.437
21	25.368	22.921	41.173	25.002	1'54.464C	123,1	17:24'57.901
22	25.486	22.763	26.738	21.208	1'36.195	217,7	17:26'34.096
23	25.432	26.893	34.181	4'09.359	5'35.865P	162,9	17:32'09.961
24	45.626	24.395	29.454	22.908	2'02.383P	197,8	17:34'12.344
25	25.601	22.726	26.794	21.852	1'36.973C	216,9	17:35'49.317
26	25.823	22.745	27.517	25.718	1'41.803C	215,1	17:37'31.120
27	25.645	23.073	27.612	8'44.918	10'01.248CP	215,6	17:47'32.368
28	53.682	1'04.302	1'13.340	36.747	3'48.071P	63,8	17:51'20.439
29	26.176	22.922	26.991	21.477	1'37.566	215,1	17:52'58.005
30	25.576	22.920	28.188	21.935	1'38.619C	216,9	17:54'36.624
31	25.809	22.866	28.200	21.559	1'38.434	214,7	17:56'15.058
32	25.817	22.905	27.032	21.648	1'37.402	216,4	17:57'52.460
33	26.259	25.395	30.260	10'04.655	11'26.569P	186,2	18:09'19.029
34	46.431	25.584	33.029	22.839	2'07.883P	154,7	18:11'26.912
35	26.914	27.146	29.313	21.947	1'45.320C	178,5	18:13'12.232
36	33.985	42.637	45.456	50.538	2'52.616CP	123,7	18:16'04.848
37	1'12.434	23.743	27.011	21.458	2'24.646P	215,1	18:18'29.494
38	25.266	23.420	28.101	21.741	1'38.528	210,5	18:20'08.022
39	25.424	22.589	26.724	21.314	1'36.051	217,3	18:21'44.073

51 P. GNEMMI (1'37.165)

Giro	Seg.1	Seg.2	Seg.3	Seg.4	T. Giro	km/h	Local Time
1							16:27'47.236
2	55.051	33.323	39.181	25.208	2'32.763P	106,6	16:30'19.999
3	33.090	24.719	31.088	2'51.976	4'20.873CP	212,2	16:34'40.872
4	54.954	26.659	29.860	24.142	2'15.615P	214,7	16:36'56.487
5	27.098	23.825	30.676	26.300	1'47.899C	180,0	16:38'44.386
6	27.383	23.238	27.744	22.012	1'40.377	215,6	16:40'24.763
7	25.866	23.025	27.414	21.675	1'37.980	217,3	16:42'02.743
8	25.956	23.450	27.608	24.661	1'41.675C	217,3	16:43'44.418
9	26.867	23.074	27.498	5'33.177	6'50.616P	216,4	16:50'35.034
10	50.333	31.383	35.343	23.431	2'20.490P	110,8	16:52'55.524
11	27.249	24.252	29.622	28.480	1'49.603	211,4	16:54'45.127
12	26.189	23.420	32.033	26.058	1'47.700	189,5	16:56'32.827
13	26.789	25.170	28.209	26.471	1'46.639	213,0	16:58'19.466
14	25.978	23.364	29.776	25.542	1'44.660	218,2	17:00'04.126
15	25.847	22.849	27.082	21.387	1'37.165	218,2	17:01'41.291
16	28.246	24.583	27.740	6'24.066	7'44.635CP	216,4	17:09'25.926
17	46.523	24.566	28.316	22.122	2'01.527P	215,6	17:11'27.453
18	26.007	23.011	27.198	21.769	1'37.985	217,7	17:13'05.438
19	25.733	23.004	27.321	21.420	1'37.478	217,7	17:14'42.916
20	26.039	22.869	27.711	21.829	1'38.448	218,2	17:16'21.364
21	26.042	22.773	27.184	22.041	1'38.040	218,2	17:17'59.404
22	25.899	23.431	31.949	2'55.094	4'16.373P	202,2	17:22'15.777
23	53.774	34.174	35.066	27'47.594	29'50.608P	153,4	17:52'06.385
24	59.217	26.158	30.669	23.188	2'19.232P	211,4	17:54'25.617

50 F. FENICI (1'37.274)

Giro	Seg.1	Seg.2	Seg.3	Seg.4	T. Giro	km/h	Local Time
1							16:27'15.165
2	1'03.575	35.242	36.924	26.484	2'42.225P	164,4	16:29'57.390
3	31.523	26.718	30.312	23.482	1'52.035	211,8	16:31'49.425
4	27.818	25.683	31.266	36.309	2'01.076P	177,3	16:33'50.501
5	5'49.199	35.667	36.379	25.542	7'26.787P	150,8	16:41'17.288

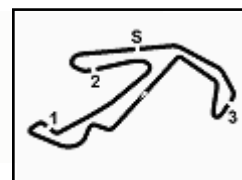
04/05/2023

P = Box In/Out - C = Tempo Invalidato



ACI Racing Weekend Misano, 6-7 Maggio 2023

Porsche Carrera Cup Italia - Analisi Tempi Pre-Race Official Test 2



Misano Circuit Sic 58 4.226 m

7 / 10

25	26.592	23.465	28.066	22.055	1'40.178	214,7	17:56'05.795	23	26.514	23.471	27.781	22.043	1'39.809	216,9	17:08'13.399
26	25.998	23.116	27.512	21.774	1'38.400	215,1	17:57'44.195	24	30.976	26.573	31.238	9'44.825	11'13.612P	200,7	17:19'27.011
27	25.722	23.372	27.315	21.691	1'38.100	216,9	17:59'22.295	25	53.329	30.769	36.030	25.544	2'25.672P	170,9	17:21'52.683
28	25.627	22.927	27.255	22.524	1'38.333	217,3	18:01'00.628	26	30.680	25.899	33.483	27.408	1'57.470	161,4	17:23'50.153
29	25.776	22.794	42.440	2'25.392	3'56.402P	198,2	18:04'57.030	27	29.176	29.082	32.815	28.744	1'59.817	206,5	17:25'49.970
30	49.024	29.603	35.362	25.156	2'19.145P	162,4	18:07'16.175	28	26.981	23.223	27.382	21.874	1'39.460	217,7	17:27'29.430
31	27.464	23.842	28.366	22.513	1'42.185	212,2	18:08'58.360	29	25.991	23.089	27.395	21.696	1'38.171	216,4	17:29'07.601
32	26.732	24.050	30.032	22.136	1'42.950	214,3	18:10'41.310	30	25.899	22.959	28.573	22.172	1'39.603C	216,4	17:30'47.204
33	25.668	22.852	27.250	21.475	1'37.245	217,7	18:12'18.555	31	26.135	22.793	27.796	21.680	1'38.404	217,7	17:32'25.608

52 A. DE AMICIS (1'36.936)

Giro	Seg.1	Seg.2	Seg.3	Seg.4	T. Giro	km/h	Local Time
1							16:36'48.366
2	59.293	30.326	34.539	25.600	2'29.758P	155,2	16:39'18.124
3	28.323	24.815	30.373	25.580	1'49.091	212,2	16:41'07.215
4	31.564	24.222	28.630	22.120	1'46.536	215,6	16:42'53.751
5	26.244	23.069	27.275	21.743	1'38.331	216,4	16:44'32.082
6	26.106	23.047	27.421	21.820	1'38.394	216,0	16:46'10.476
7	27.656	32.581	41.265	2'24.325	4'05.827P	140,3	16:50'16.303
8	48.456	23.802	27.641	21.792	2'01.691P	216,0	16:52'17.994
9	25.798	23.265	27.172	21.624	1'37.859	216,4	16:53'55.853
10	25.988	23.060	27.245	21.884	1'38.177	216,4	16:55'34.030
11	25.797	23.027	27.204	21.725	1'37.753	216,9	16:57'11.783
12	25.901	23.028	27.234	21.672	1'37.835	217,7	16:58'49.618
13	26.089	22.917	27.156	21.549	1'37.711	217,7	17:00'27.329
14	26.082	23.034	27.248	22.060	1'38.424	217,7	17:02'05.753
15	27.054	23.667	28.169	4'49.525	6'08.415P	216,4	17:08'14.168
16	51.267	24.511	27.507	22.015	2'05.300P	216,9	17:10'19.468
17	25.814	23.301	28.701	22.289	1'40.105C	216,9	17:11'59.573
18	25.573	23.115	27.024	21.509	1'37.221	218,2	17:13'36.794
19	26.206	23.876	31.875	33'54.575	35'16.532P	201,5	17:48'53.326
20	1'00.431	47.965	44.241	24.051	2'56.688P	118,7	17:51'50.014
21	30.926	25.301	29.067	8'49.479	10'14.773P	213,0	18:02'04.787
22	53.795	31.407	30.846	24.250	2'20.298P	199,3	18:04'25.085
23	27.320	24.396	31.240	21.996	1'44.952	179,1	18:06'10.037
24	26.256	23.637	27.838	21.830	1'39.561	212,2	18:07'49.598
25	25.651	22.895	26.923	21.467	1'36.936	217,7	18:09'26.534
26	25.561	23.339	27.059	21.878	1'37.837	217,7	18:11'04.371

60 M. GALASSI (1'39.245)

Giro	Seg.1	Seg.2	Seg.3	Seg.4	T. Giro	km/h	Local Time
1							16:32'40.311
2	58.113	34.197	39.615	25.806	2'37.731P	107,8	16:35'18.042
3	29.446	27.753	30.469	23.276	1'50.944	207,3	16:37'08.986
4	27.248	24.291	27.986	22.794	1'42.319	214,7	16:38'51.305
5	26.697	23.962	27.954	22.435	1'41.048	214,3	16:40'32.353
6	26.144	23.510	27.984	22.216	1'39.854	214,7	16:42'12.207
7	27.629	23.546	27.984	22.204	1'41.363	216,0	16:43'53.570
8	26.352	23.789	27.988	22.440	1'40.569C	216,0	16:45'34.139
9	26.817	23.807	28.962	43.127	2'02.713P	215,6	16:47'36.852
10	6'16.761	31.774	33.473	43.110	8'05.118P	209,7	16:55'41.970
11	5'26.658	25.960	29.118	24.111	6'45.847P	213,0	17:02'27.817
12	26.850	24.033	28.318	22.780	1'41.981	214,7	17:04'09.798
13	26.563	23.401	27.561	22.044	1'39.569	215,6	17:05'49.367
14	26.793	23.520	27.783	22.180	1'40.276	215,1	17:07'29.643
15	26.318	23.336	27.639	22.012	1'39.305	216,0	17:09'08.948
16	26.419	23.304	28.369	22.160	1'40.252	217,3	17:10'49.200
17	26.175	23.626	27.694	22.105	1'39.600C	216,9	17:12'28.800
18	31.748	28.533	29.345	22.570	1'52.196	209,3	17:14'20.996
19	37.048	24.574	28.703	22.358	1'52.683	215,1	17:16'13.679
20	26.492	24.450	27.795	22.053	1'40.790	216,9	17:17'54.469
21	26.354	23.571	28.824	22.671	1'41.420	206,5	17:19'35.889
22	26.676	23.634	27.892	42.560	2'00.762CP	217,3	17:21'36.651
23	8'29.991	26.888	28.676	21.981	9'47.536P	214,7	17:31'24.187
24	26.584	23.424	27.378	22.190	1'39.576	216,0	17:33'03.763
25	26.447	24.696	30.366	36.245	1'57.754P	214,3	17:35'01.517
26	4'04.102	26.081	29.608	17'55.600	22'55.391P	210,9	17:57'56.908
27	53.877	25.771	29.207	27.036	2'15.891P	213,4	18:00'12.799
28	26.759	23.794	27.656	22.297	1'40.506C	216,0	18:01'53.305
29	26.389	23.538	27.641	22.329	1'39.897	216,4	18:03'33.202
30	26.543	23.515	27.773	21.953	1'39.784	216,9	18:05'12.986
31	26.413	23.381	27.511	21.946	1'39.251	217,3	18:06'52.237
32	26.409	23.455	27.430	22.329	1'39.623	216,4	18:08'31.860
33	26.387	23.720	27.462	21.963	1'39.532	216,0	18:10'11.392
34	28.295	24.598	30.983	40.906	2'04.782P	155,0	18:12'16.174
35	5'57.942	27.261	30.911	23.561	7'19.675P	212,2	18:19'35.849
36	27.746	23.820	29.988	22.573	1'44.127	196,4	18:21'19.976
37	28.483	23.883	27.298	22.239	1'41.903	216,9	18:23'01.879
38	26.194	23.911	27.171	21.976	1'39.252	217,7	18:24'41.131
39	26.213	23.810	27.547	21.675	1'39.245	216,9	18:26'20.376

55 C. SCANZI (1'38.171)

Giro	Seg.1	Seg.2	Seg.3	Seg.4	T. Giro	km/h	Local Time
1							16:26'11.654
2	57.510	32.422	37.122	27.227	2'34.281P	153,8	16:28'45.935
3	36.361	27.739	33.249	24.322	2'01.671	184,6	16:30'47.606
4	28.286	24.637	29.987	24.905	1'47.815	208,9	16:32'35.421
5	27.786	24.254	28.627	23.038	1'43.705	216,0	16:34'19.126
6	26.935	23.857	28.555	22.673	1'42.020	216,0	16:36'01.146
7	26.562	23.701	28.362	22.576	1'41.201	215,6	16:37'42.347
8	27.377	23.586	28.681	22.520	1'42.164	216,0	16:39'24.511
9	27.068	23.807	28.334	22.753	1'41.962	216,9	16:41'06.473
10	27.065	23.312	27.972	22.353	1'40.702	216,9	16:42'47.175
11	26.620	23.216	28.158	22.086	1'40.080	216,9	16:44'27.255
12	26.397	23.223	28.167	22.013	1'39.800	216,4	16:46'07.055
13	33.540	37.121	40.453	26.677	2'17.791	170,1	16:48'24.846
14	27.773	23.283	28.165	22.312	1'41.533	216,4	16:50'06.379
15	26.559	23.174	28.433	23.440	1'41.606	217,7	16:51'47.985
16	26.667	23.781	28.640	22.196	1'41.284	212,6	16:53'29.269
17	26.724	23.223	27.818	22.089	1'39.854	215,6	16:55'09.123
18	26.520	23.016	27.802	21.985	1'39.323C	216,9	16:56'48.446
19	26.481	23.267	29.208	2'58.470	4'17.426CP	186,2	17:01'05.872
20	50.322	23.827	29.142	22.773	2'06.064CP	156,2	17:03'11.936
21	26.924	23.261	27.785	22.373	1'40.343	216,9	17:04'52.279
22	27.518	23.348	28.339	22.106	1'41.311	218,6	17:06'33.590

04/05/2023

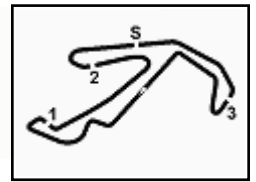
P = Box In/Out - C = Tempo Invalidato

Powered by FICR PERUGIA TIMING



ACI Racing Weekend Misano, 6-7 Maggio 2023

Porsche Carrera Cup Italia - Analisi Tempi Pre-Race Official Test 2



Misano Circuit Sic 58.4.226 m

64 L. SELVA (1'38.585)

Giro	Seg.1	Seg.2	Seg.3	Seg.4	T. Giro	km/h	Local Time
1							16:29'24.451
2	1'06.164	31.397	39.257	31.017	2'47.835P	157,2	16:32'12.286
3	30.579	28.458	34.109	22.784	1'55.930	167,7	16:34'08.216
4	26.814	23.673	27.973	22.463	1'40.923	215,1	16:35'49.139
5	26.584	23.717	27.708	22.054	1'40.063	216,0	16:37'29.202
6	26.760	25.739	29.346	5'18.315	6'40.160P	213,9	16:44'09.362
7	50.836	30.477	37.723	27.880	2'26.916P	151,5	16:46'36.278
8	40.226	39.219	33.900	26.511	2'19.856	152,1	16:48'56.134
9	26.837	23.636	27.700	22.296	1'40.469	216,0	16:50'36.603
10	43.075	24.781	28.072	22.036	1'57.964	214,3	16:52'34.567
11	26.272	23.347	27.527	21.872	1'39.018	215,6	16:54'13.585
12	26.244	23.029	27.607	22.035	1'38.915	215,1	16:55'52.500
13	25.974	23.422	27.430	22.102	1'38.928	216,9	16:57'31.428
14	28.170	24.126	29.703	9'45.786	11'07.785P	213,4	17:08'39.213
15	48.827	27.544	34.019	27.229	2'17.619P	213,0	17:10'56.832
16	29.255	27.227	28.085	22.443	1'47.010	214,7	17:12'43.842
17	26.432	23.360	27.419	21.970	1'39.181	217,3	17:14'23.023
18	27.491	23.890	27.694	21.940	1'41.015	215,6	17:16'04.038
19	26.204	23.090	27.209	22.082	1'38.585	217,7	17:17'42.623
20	27.492	24.777	29.973	9'54.749	11'16.991P	214,7	17:28'59.614
21	50.971	27.507	32.040	23.113	2'13.631P	178,5	17:31'13.245
22	26.654	23.254	28.039	21.874	1'39.821	214,7	17:32'53.066
23	26.414	23.081	27.357	22.681	1'39.533C	216,9	17:34'32.599
24	28.979	26.016	30.983	19'05.078	20'31.056P	206,9	17:55'03.655
25	49.440	27.641	32.490	26.552	2'16.123P	201,9	17:57'19.778
26	26.619	23.458	27.564	22.190	1'39.831	217,7	17:58'59.609
27	26.706	23.286	27.528	22.510	1'40.030C	217,7	18:00'39.639
28	27.954	23.402	28.771	22.482	1'42.609	217,7	18:02'22.248
29	26.499	23.182	41.537	22.493	1'53.711	159,1	18:04'15.959
30	26.654	24.195	31.234	4'21.972	5'44.055P	213,0	18:10'00.014
31	52.475	31.055	36.997	26.100	2'26.627P	110,2	18:12'26.641
32	31.704	30.681	37.988	3'05.080	4'45.453P	143,6	18:17'12.094
33	51.001	28.209	30.878	23.874	2'13.962P	188,2	18:19'26.056
34	28.862	27.014	29.593	22.285	1'47.754	215,1	18:21'13.810
35	26.449	23.517	28.563	23.533	1'42.062C	217,7	18:22'55.872
36	26.369	23.398	27.428	21.951	1'39.146C	217,7	18:24'35.018

69 M. MONTAGNESE (1'38.528)

Giro	Seg.1	Seg.2	Seg.3	Seg.4	T. Giro	km/h	Local Time
1							16:30'35.038
2	55.589	31.859	33.338	24.624	2'25.410P	194,2	16:33'00.448
3	29.265	25.765	31.332	24.505	1'50.867	211,8	16:34'51.315
4	28.832	25.650	31.566	40.762	2'06.810CP	211,8	16:36'58.125
5	12'47.253	28.601	31.104	23.660	14'10.618P	210,9	16:51'08.743
6	27.081	24.370	28.562	22.283	1'42.296	213,9	16:52'51.039
7	26.360	23.681	28.153	21.848	1'40.042	213,0	16:54'31.081
8	26.103	23.269	27.933	22.037	1'39.342	214,3	16:56'10.423
9	26.287	23.246	27.726	21.696	1'38.955	214,3	16:57'49.378
10	26.237	23.327	27.662	21.983	1'39.209	215,1	16:59'28.587
11	28.934	24.011	28.586	34.834	1'56.365P	213,4	17:01'24.952
12	4'52.478	23.752	28.128	22.231	6'06.589P	211,8	17:07'31.541
13	26.069	23.409	27.627	22.377	1'39.482	215,1	17:09'11.023
14	26.429	23.187	28.470	22.160	1'40.246	215,1	17:10'51.269
15	26.984	23.485	27.991	22.024	1'40.484	214,3	17:12'31.753
16	26.586	23.111	27.843	22.182	1'39.722	214,7	17:14'11.475
17	26.428	23.850	28.250	22.182	1'40.710	213,9	17:15'52.185
18	28.391	23.702	28.056	35.055	1'55.204P	213,9	17:17'47.389
19	22'26.138	24.107	27.941	22.294	23'40.480P	213,9	17:41'27.869
20	26.274	23.062	27.589	21.867	1'38.792	214,3	17:43'06.661
21	27.590	23.156	27.675	21.924	1'40.345	215,1	17:44'47.006
22	26.029	23.305	27.369	21.825	1'38.528	216,0	17:46'25.534
23	29.056	40.290	1'00.728	5'51.431	8'01.505P	80,5	17:54'27.039
24	47.430	24.479	28.397	23.617	2'03.923P	214,3	17:56'30.962
25	26.376	23.196	27.604	21.876	1'39.052	216,0	17:58'10.014
26	26.268	23.505	28.515	22.380	1'40.668C	214,7	17:59'50.682
27	26.291	23.208	27.610	21.978	1'39.087	215,1	18:01'29.769
28	26.796	23.529	27.946	21.966	1'40.237	214,7	18:03'10.006
29	28.128	24.643	28.172	36.764	1'57.707P	214,7	18:05'07.713
30	4'08.647	31.260	35.889	24.331	5'40.127P	126,3	18:10'47.840
31	27.610	23.735	28.454	22.719	1'42.518	213,9	18:12'30.358
32	28.400	33.433	39.770	46.961	2'28.564CP	134,0	18:14'58.922
33	2'13.623	24.696	28.208	21.976	3'28.503P	213,9	18:18'27.425
34	26.127	25.201	28.212	21.793	1'41.333C	215,6	18:20'08.758
35	26.044	23.177	27.365	22.047	1'38.633	216,4	18:21'47.391

67 A. DE GIACOMI (1'37.410)

Giro	Seg.1	Seg.2	Seg.3	Seg.4	T. Giro	km/h	Local Time
1							16:32'24.542
2	55.875	31.252	33.638	26.287	2'27.052P	189,1	16:34'51.594
3	31.092	26.048	31.424	24.176	1'52.740	191,8	16:36'44.334
4	28.899	24.704	30.243	35.162	1'59.008P	163,9	16:38'43.342
5	3'08.404	25.166	28.668	22.056	4'24.294P	214,3	16:43'07.636
6	26.136	23.553	27.618	21.984	1'39.291	212,6	16:44'46.927
7	26.112	23.388	28.053	22.181	1'39.734C	210,5	16:46'26.661
8	27.051	32.750	31.539	22.310	1'53.650	208,1	16:48'20.311
9	26.361	23.207	27.508	22.035	1'39.111	215,6	16:49'59.422
10	26.135	23.330	27.400	21.911	1'38.776	216,0	16:51'38.198
11	26.148	23.252	27.453	21.995	1'38.848	215,1	16:53'17.046
12	26.062	23.169	27.363	21.963	1'38.557	215,1	16:54'55.603
13	25.954	23.166	27.414	21.879	1'38.413	216,4	16:56'34.016
14	26.152	23.185	27.497	35.907	1'52.741P	216,0	16:58'26.757
15	4'41.168	27.224	29.320	23.897	6'01.609P	208,5	17:04'28.366
16	28.112	25.306	27.921	22.285	1'43.624	213,4	17:06'11.990
17	26.038	22.989	27.208	21.674	1'37.909	216,0	17:07'49.899
18	25.919	23.037	27.161	21.830	1'37.947	217,7	17:09'27.846
19	26.016	23.092	27.302	21.754	1'38.164	216,4	17:11'06.010
20	25.973	23.114	27.171	35.869	1'52.127P	217,7	17:12'58.137
21	5'09.062	30.243	31.280	23.901	6'34.486P	192,9	17:19'32.623

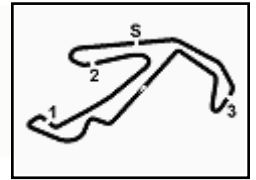
04/05/2023

P = Box In/Out - C = Tempo Invalidato



ACI Racing Weekend Misano, 6-7 Maggio 2023

Porsche Carrera Cup Italia - Analisi Tempi Pre-Race Official Test 2



Misano Circuit Sic 58.4.226 m

9 / 10

36	28.791	23.581	28.090	22.379	1'42.841	216,9	18:23'30.232	29	26.845	23.781	28.729	3'04.346	4'23.701P	211,8	18:06'09.305
37	26.501	23.222	27.392	22.080	1'39.195	215,6	18:25'09.427	30	55.578	26.732	31.187	23.028	2'16.525P	198,9	18:08'25.830
								31	26.674	23.804	28.381	22.990	1'41.849	213,4	18:10'07.679
								32	29.059	30.361	30.945	23.610	1'53.975C	200,4	18:12'01.654
								33	26.709	27.463	48.063	3'48.341	5'30.576P	120,3	18:17'32.230
								34	53.574	25.861	33.737	23.762	2'16.934P	204,9	18:19'49.164
								35	26.627	23.833	28.203	22.338	1'41.001	213,9	18:21'30.165
								36	26.359	23.699	28.029	22.617	1'40.704C	213,9	18:23'10.869
								37	29.447	30.739	32.294	23.549	1'56.029	187,2	18:25'06.898

70 G. GIORGI (1'37.450)

Giro	Seg.1	Seg.2	Seg.3	Seg.4	T. Giro	km/h	Local Time
1							16:50'25.656
2	51.611	29.839	32.541	27.179	2'21.170P	192,9	16:52'46.826
3	28.093	25.388	31.473	22.632	1'47.586	206,5	16:54'34.412
4	26.119	23.396	27.356	22.168	1'39.039	215,1	16:56'13.451
5	26.215	23.111	27.738	22.126	1'39.190	215,1	16:57'52.641
6	26.053	23.313	27.581	21.883	1'38.830	215,6	16:59'31.471
7	26.912	24.379	31.382	22.124	1'44.797	178,5	17:01'16.268
8	25.940	23.060	27.628	21.986	1'38.614	214,7	17:02'54.882
9	27.440	27.196	33.769	4'12.110	5'40.515P	189,1	17:08'35.397
10	47.268	28.184	39.536	24.670	2'19.658P	140,1	17:10'55.055
11	27.575	24.334	28.964	23.221	1'44.094	214,3	17:12'39.149
12	26.018	23.136	27.499	22.060	1'38.713	215,6	17:14'17.862
13	26.090	23.161	27.250	21.753	1'38.254	216,4	17:15'56.116
14	29.382	30.258	31.792	17'49.362	19'20.794P	197,8	17:35'16.910
15	48.306	26.235	30.168	23.436	2'08.145P	211,8	17:37'25.055
16	26.383	24.947	28.251	23.330	1'42.911	213,0	17:39'07.966
17	25.717	23.046	27.216	21.471	1'37.450	214,7	17:40'45.416
18	26.599	25.545	29.462	22.805	1'44.411	208,5	17:42'29.827
19	25.836	23.268	27.260	21.681	1'38.045	215,1	17:44'07.872
20	26.047	22.908	27.320	8'11.057	9'27.332CP	215,6	17:53'35.204
21	50.402	29.091	30.146	23.184	2'12.823P	214,3	17:55'48.027
22	26.197	28.303	29.304	22.489	1'46.293	210,5	17:57'34.320
23	25.592	23.321	32.821	23.193	1'44.927C	160,5	17:59'19.247
24	25.866	22.980	27.931	22.638	1'39.415C	213,9	18:00'58.662
25	26.043	23.235	27.037	21.383	1'37.698	216,0	18:02'36.360
26	1'07.091	28.601	30.622	23.686	2'30.000	213,4	18:05'06.360
27	26.505	23.386	27.422	22.029	1'39.342	215,1	18:06'45.702

79 J. ZELGER (1'39.637)

Giro	Seg.1	Seg.2	Seg.3	Seg.4	T. Giro	km/h	Local Time
1							16:33'11.903
2	56.943	32.997	35.290	26.108	2'31.338P	123,6	16:35'43.241
3	29.745	27.827	31.376	23.353	1'52.301	208,5	16:37'35.542
4	28.002	24.597	29.410	23.832	1'45.841	213,9	16:39'21.383
5	26.514	24.483	28.757	22.979	1'42.733	215,6	16:41'04.116
6	26.416	23.665	27.644	22.898	1'40.623C	215,6	16:42'44.739
7	26.772	23.839	27.932	22.545	1'41.088	214,7	16:44'25.827
8	26.879	23.586	29.797	22.423	1'42.685	214,7	16:46'08.512
9	27.988	33.468	42.562	22.893	2'06.911	128,7	16:48'15.423
10	26.688	23.653	27.601	31.311	1'49.253	215,6	16:50'04.676
11	26.573	23.731	29.123	47.987	2'07.414P	216,4	16:52'12.090
12	6'26.757	32.029	33.884	25.431	7'58.101P	199,6	17:00'10.191
13	32.474	25.282	28.805	23.032	1'49.593C	213,0	17:01'59.784
14	26.457	23.656	28.244	22.286	1'40.643	216,0	17:03'40.427
15	26.427	23.515	27.548	22.218	1'39.708C	215,1	17:05'20.135
16	26.451	23.812	27.901	22.362	1'40.526C	216,0	17:07'00.661
17	26.466	23.615	27.454	23.009	1'40.544	216,9	17:08'41.205
18	26.453	23.318	27.551	22.315	1'39.637	216,9	17:10'20.842
19	26.236	23.286			2'18.583P	216,9	17:12'39.425
20	2'13.320	29.373	37.200	17'44.064	21'03.957P	126,6	17:33'43.382
21	2'02.149	29.088	32.954	26.457	3'30.648P	193,2	17:37'14.030
22	29.390	24.906	32.225	23.861	1'50.382	198,9	17:39'04.412
23	30.301	24.159	30.176	23.062	1'47.698C	213,9	17:40'52.110
24	27.510	24.030	27.860	22.280	1'41.680	215,6	17:42'33.790
25	26.946	23.220	27.811	22.203	1'40.180	214,3	17:44'13.970
26	26.441	23.580	27.812	22.926	1'40.759	216,4	17:45'54.729
27	28.961	24.233	59.344	46.390	2'38.928P	80,4	17:48'33.657
28	3'48.268	29.958	32.785	23.773	5'14.784P	164,4	17:53'48.441
29	26.874	23.524	27.696	22.202	1'40.296	216,0	17:55'28.737
30	26.875	23.688	27.893	22.209	1'40.665C	216,9	17:57'09.402
31	26.379	23.396	28.243	22.351	1'40.369	216,9	17:58'49.771
32	31.363	28.181	47.244	38.375	2'25.163P	113,6	18:01'14.934

85 M. ROVIDA (1'38.269)

Giro	Seg.1	Seg.2	Seg.3	Seg.4	T. Giro	km/h	Local Time
1							16:29'57.110
2	1'03.971	32.659	36.208	28.738	2'41.576P	183,7	16:32'38.686
3	33.346	28.778	34.958	25.260	2'02.342	168,2	16:34'41.028
4	29.237	24.934	29.440	23.051	1'46.662	210,9	16:36'27.690
5	26.882	23.842	28.302	22.752	1'41.778	214,7	16:38'09.468
6	27.714	23.734	28.217	22.327	1'41.992	215,1	16:39'51.460
7	26.548	23.673	29.200	24.270	1'43.691	215,1	16:41'35.151
8	27.734	24.867	28.092	22.379	1'43.072	215,6	16:43'18.223
9	29.323	26.672	31.564	39.552	2'07.111P	182,7	16:45'25.334
10	3'28.642	24.209	28.558	23.048	4'44.457P	214,7	16:50'09.791
11	26.374	23.593	27.911	22.946	1'40.824	215,6	16:51'50.615
12	26.448	23.441	28.077	22.865	1'40.831	214,7	16:53'31.446
13	26.416	23.602	27.601	21.981	1'39.600	215,6	16:55'11.046
14	30.522	24.837	28.543	36.570	2'00.472P	215,1	16:57'11.518
15	4'38.307	30.694	33.168	27.265	6'09.434P	191,5	17:03'20.952
16	29.543	24.940	28.491	22.503	1'45.477	213,9	17:05'06.429

04/05/2023

P = Box In/Out - C = Tempo Invalidato

Powered by FICR PERUGIA TIMING

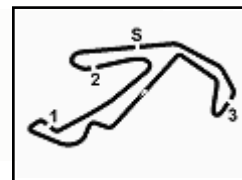


PORSCHE

CARRERA CUP
ITALIA

ACI Racing Weekend Misano, 6-7 Maggio 2023

Porsche Carrera Cup Italia - Analisi Tempi Pre-Race Official Test 2



Misano Circuit Sic 58 4.226 m

10 / 10

17	26.395	23.558	27.494	22.275	1'39.722C	215,6	17:06'46.151
18	26.110	23.329	27.504	22.159	1'39.102	217,3	17:08'25.253
19	26.213	23.327	27.822	22.163	1'39.525	216,0	17:10'04.778
20	26.081	23.241	27.407	21.952	1'38.681	216,0	17:11'43.459
21	26.075	23.232	27.334	22.056	1'38.697	216,9	17:13'22.156
22	30.711	27.594	34.693	38.195	2'11.193P	189,1	17:15'33.349
23	26'00.351	30.490	34.294	25.888	27'31.023P	161,7	17:43'04.372
24	31.786	25.242	28.787	22.325	1'48.140	214,3	17:44'52.512
25	25.925	23.052	27.275	22.017	1'38.269	216,9	17:46'30.781
26	29.924	39.649	1'02.048	54.200	3'05.821P	127,5	17:49'36.602
27	2'42.208	35.307	37.067	25.144	4'19.726P	141,4	17:53'56.328
28	26.782	27.560	37.434	50.161	2'21.937P	134,0	17:56'18.265

89 H. HAN (1'39.025)

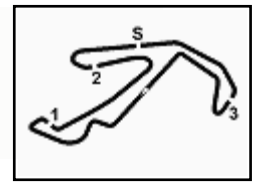
Giro	Seg.1	Seg.2	Seg.3	Seg.4	T. Giro	km/h	Local Time
1							16:25'33.371
2	4'27.928	28.591	34.702	26.824	5'58.045P	194,6	16:31'31.416
3	32.818	28.058	34.074	26.088	2'01.038	202,2	16:33'32.454
4	30.008	26.803	30.571	38.342	2'05.724P	213,9	16:35'38.178
5	4'28.947	29.794	33.511	27.270	5'59.522P	199,3	16:41'37.700
6	30.444	25.999	29.672	24.223	1'50.338	214,7	16:43'28.038
7	28.865	25.953	30.668	39.797	2'05.283P	213,4	16:45'33.321
8	4'23.682	26.274	29.917	23.363	5'43.236P	212,2	16:51'16.557
9	27.661	24.318	28.662	22.634	1'43.275	214,3	16:52'59.832
10	26.823	23.676	28.077	22.553	1'41.129	213,9	16:54'40.961
11	26.408	23.852	28.170	22.689	1'41.119	215,6	16:56'22.080
12	26.520	23.697	27.873	24.027	1'42.117	214,3	16:58'04.197
13	26.956	23.379	28.113	22.723	1'41.171C	214,7	16:59'45.368
14	26.525	23.623	28.311	22.527	1'40.986	212,2	17:01'26.354
15	26.440	23.800	27.648	22.435	1'40.323	216,9	17:03'06.677
16	26.148	23.529	27.947	22.515	1'40.139	215,6	17:04'46.816
17	26.295	23.581	27.626	22.503	1'40.005C	216,4	17:06'26.821
18	27.563	23.470	27.589	37.136	1'55.758P	218,2	17:08'22.579
19	9'06.411	26.400	30.811	23.883	10'27.505P	210,9	17:18'50.084
20	28.051	33.541	30.231	22.936	1'54.759	208,9	17:20'44.843
21	26.330	23.301	27.505	22.353	1'39.489	216,9	17:22'24.332
22	25.975	23.509	27.473	22.068	1'39.025	217,7	17:24'03.357
23	33.675	24.662	28.706	22.359	1'49.402	215,1	17:25'52.759
24	26.457	23.604	27.640	22.302	1'40.003C	216,4	17:27'32.762
25	26.067	23.735	27.631	22.216	1'39.649C	217,3	17:29'12.411
26	27.075	23.917	27.766	22.327	1'41.085C	216,9	17:30'53.496
27	26.355	23.687	27.989	22.410	1'40.441	214,3	17:32'33.937
28	26.618	23.708	27.584	22.381	1'40.291	215,6	17:34'14.228
29	27.003	24.956	27.634	23.117	1'42.710	217,7	17:35'56.938
30	26.521	30.518	51.477	50.307	2'38.823CP	101,7	17:38'35.761
31					18'51.160P		17:57'26.921
32	1'41.556	26.144	31.495	23.383	3'02.578P	196,4	18:00'29.499
33	27.165	24.122	27.819	22.584	1'41.690	215,6	18:02'11.189
34	26.715	23.476	27.511	22.551	1'40.253	216,9	18:03'51.442
35	26.561	23.552	27.705	22.424	1'40.242	216,0	18:05'31.684
36	26.710	23.794	28.169	22.237	1'40.910	217,3	18:07'12.594
37	26.582	23.510	27.673	22.376	1'40.141	216,4	18:08'52.735
38	27.495	24.311	27.729	22.693	1'42.228	215,1	18:10'34.963
39	26.430	23.676	27.821	22.317	1'40.244	216,9	18:12'15.207
40	26.370	23.654	40.870	51.696	2'22.590CP	172,5	18:14'37.797
41	3'17.726	24.590	29.899	22.537	4'34.752P	203,0	18:19'12.549
42	26.684	23.750	27.661	36.620	1'54.715P	217,7	18:21'07.264
43	1'33.518	23.669	28.097	23.130	2'48.414P	216,0	18:23'55.678
44	26.510	23.437	27.472	22.590	1'40.009	218,2	18:25'35.687

04/05/2023

P = Box In/Out - C = Tempo Invalidato

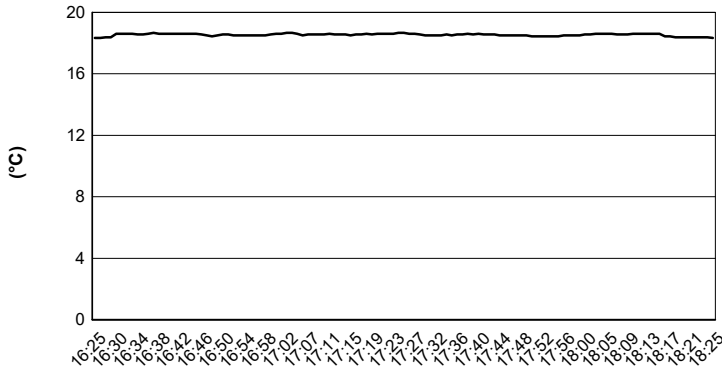
Powered by FICr PERUGIA TIMING



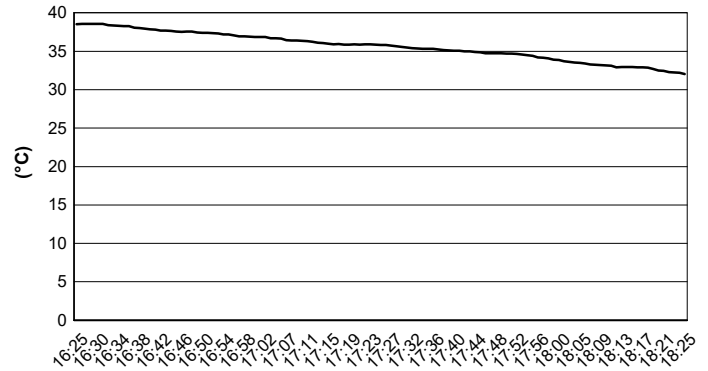


Misano Circuit Sic 58 4.226 m


Air Temperature



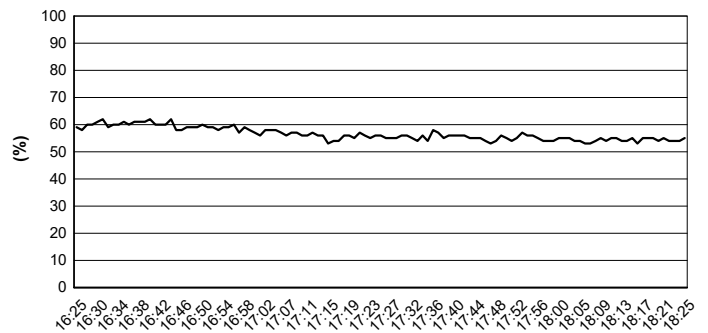
Track Temperature



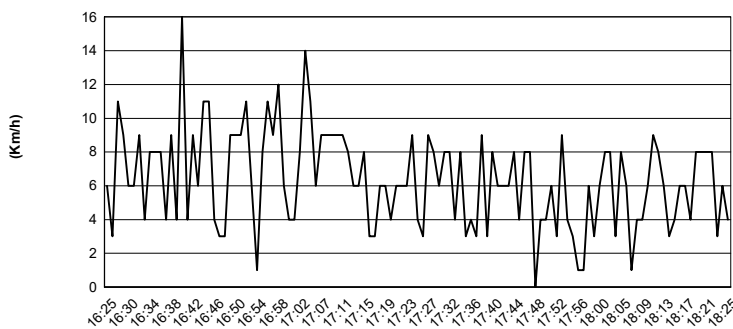
Air Pressure



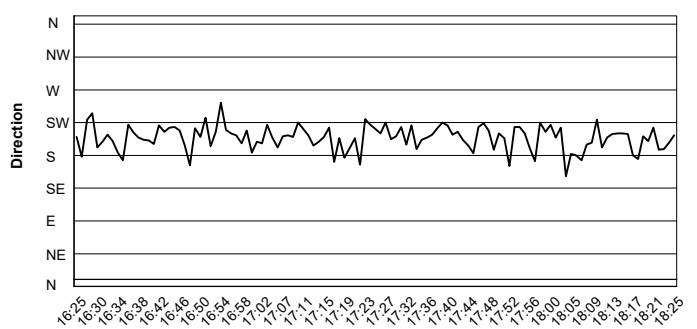
Humidity



Wind Speed



Wind Direction



04/05/2023

