

ACI Racing Weekend Misano, 6-7 Maggio 2023

Porsche Carrera Cup Italia - Classifica Pre-Race Official Test 1

Misano Circuit Sic 58 4.226 m

1 / 4

Num.	Conduttore	Naz	Concorrente	Team	Auto	Classe	Tempo	Dist.	Rel.	Giri
1	11 CAGLIONI Leonardo	ITA	Ombra Racing	Ombra Racing	Porsche 992 GT3 CUP		1'36.022			30
2	23 MALUCELLI Matteo	ITA	Team Malucelli	Team Malucelli	Porsche 992 GT3 CUP		1'36.160	0.138	0.138	25
3	7 FERRARI Lorenzo	ITA	Raptor Engineering	Raptor Engineering	Porsche 992 GT3 CUP		1'36.244	0.222	0.084	25
4	25 TEN VOORDE Larry	NLD	EF Group	EF Group	Porsche 992 GT3 CUP		1'36.296	0.274	0.052	28
5	10 ARMANNI Pietro	ITA	Ombra Racing	Ombra Racing	Porsche 992 GT3 CUP		1'36.347	0.325	0.051	32
6	3 CERQUI Alberto	ITA	Bedriver	Bedriver	Porsche 992 GT3 CUP		1'36.351	0.329	0.004	31
7	17 FULGENZI Enrico Fernando	ITA	EF Group	EF Group	Porsche 992 GT3 CUP		1'36.429	0.407	0.078	28
8	9 FONTANA Andrea	ITA	Ebimotors	Ebimotors	Porsche 992 GT3 CUP		1'36.434	0.412	0.005	39
9	15 FESTANTE Aldo	ITA	Dinamic Motorsport	Dinamic Motorsport	Porsche 992 GT3 CUP		1'36.567	0.545	0.133	36
10	30 STRIGNANO Benedetto	ITA	Scuderia Villorba Corse	Scuderia Villorba Corse	Porsche 992 GT3 CUP		1'36.645	0.623	0.078	26
11	12 LING Kang	CHN	Ombra Racing	Ombra Racing	Porsche 992 GT3 CUP		1'36.705	0.683	0.060	37
12	14 AGOSTINI Riccardo	ITA	Scuderia Villorba Corse	Scuderia Villorba Corse	Porsche 992 GT3 CUP		1'36.714	0.692	0.009	25
13	21 BERTONELLI Diego	ITA	Bonaldi Motorsport	Bonaldi Motorsport	Porsche 992 GT3 CUP		1'36.714	0.692		25
14	38 IAQUINTA Simone	ITA	Ghinzani Arco Motorsport	Ghinzani Arco Motorsport	Porsche 992 GT3 CUP		1'36.849	0.827	0.135	16
15	32 QUARESMINI Gianmarco	ITA	Dinamic Motorsport	Dinamic Motorsport	Porsche 992 GT3 CUP		1'36.867	0.845	0.018	32
16	52 DE AMICIS Alberto	ITA	Ebimotors	Ebimotors	Porsche 992 GT3 CUP	MC	1'37.056	1.034	0.189	34
17	8 LORENZO Jorge	ESP	Ghinzani Arco Motorsport	Team Q8 Hi-Perform	Porsche 992 GT3 CUP		1'37.275	1.253	0.219	39
18	2 SLUTSKII Zakhar	ISR	Target Competition	Target Competition	Porsche 992 GT3 CUP		1'37.608	1.586	0.333	27
19	22 SLUTSKII Artem	ISR	Target Competition	Target Competition	Porsche 992 GT3 CUP		1'37.676	1.654	0.068	21
20	51 GNEMMI Paolo	ITA	Ebimotors	Ebimotors	Porsche 992 GT3 CUP	MC	1'38.028	2.006	0.352	37
21	50 FENICI Francesco Maria	ITA	AB Racing	AB Racing	Porsche 992 GT3 CUP	MC	1'38.046	2.024	0.018	38
22	24 PAPADOPULOS Alexandre	USA	Tsunami RT	Tsunami RT	Porsche 992 GT3 CUP		1'38.069	2.047	0.023	35
23	67 DE GIACOMI Alex	ITA	Tsunami RT	Tsunami RT	Porsche 992 GT3 CUP	MC	1'38.171	2.149	0.102	28
24	6 GUIRRERI Giuseppe	ITA	Raptor Engineering	Raptor Engineering	Porsche 992 GT3 CUP		1'38.354	2.332	0.183	37
25	70 GIORGI Gianluca	ITA	Bedriver	Bedriver	Porsche 992 GT3 CUP	MC	1'38.561	2.539	0.207	28
26	69 MONTAGNESE Massimiliano	ITA	Team Malucelli	Team Malucelli	Porsche 992 GT3 CUP	MC	1'38.694	2.672	0.133	31
27	85 ROVIDA Matteo	ITA	The Driving Experiences	The Driving Experiences	Porsche 992 GT3 CUP	MC	1'39.211	3.189	0.517	30
28	64 SELVA Livio	ITA	Ghinzani Arco Motorsport	Ghinzani Arco Motorsport	Porsche 992 GT3 CUP	MC	1'39.292	3.270	0.081	37
29	89 HAN Huilin	CHN	AB Racing	AB Racing	Porsche 992 GT3 CUP	MC	1'39.459	3.437	0.167	27
30	60 GALASSI Marco	SMR	Team Malucelli	Team Malucelli	Porsche 992 GT3 CUP	MC	1'39.658	3.636	0.199	23
31	55 SCANZI Carlo	ITA	Ghinzani Arco Motorsport	Ghinzani Arco Motorsport	Porsche 992 GT3 CUP	MC	1'40.206	4.184	0.548	38
32	79 ZELGER Johannes	ITA	Tsunami RT	Tsunami RT	Porsche 992 GT3 CUP	MC	1'40.340	4.318	0.134	21
33	77 LEVY Andrea	ITA	Raptor Engineering	Raptor Engineering	Porsche 992 GT3 CUP	MC	1'42.302	6.280	1.962	38

Umidità	57%	ARIA	20°C
Condizioni	DRY	Pista	33°C

Direttore di Gara : Fabrizio Fondacci

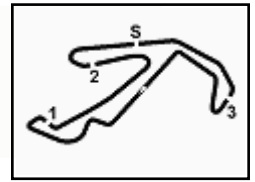
Direttore di Prova : Massimiliano Ghinassi

04/05/2023 Inizio 11:10 Fine 13:11

Esposta alle:

Powered by FIGR PERUGIA TIMING





ACI Racing Weekend Misano, 6-7 Maggio 2023

Porsche Carrera Cup Italia - Classifica Pre-Race Official Test 1

Misano Circuit Sic 58 4.226 m

2 / 4

Penalty and Infringement

11.25	14	R. AGOSTINI	Time Deleted (1'39.011) - Exceeded Track Limits - Turn 13
11.26	14	R. AGOSTINI	Time Deleted (1'38.204) - Exceeded Track Limits - Turn 3
11.27	12	K. LING	Time Deleted (3'32.967) - Exceeded Track Limits - Turn 6
11.28	9	A. FONTANA	Time Deleted (1'39.291) - Exceeded Track Limits - Turn 13
11.28	2	Z. SLUTSKII	Time Deleted (1'55.554) - Exceeded Track Limits - Turn 8
11.29	10	P. ARMANNI	Time Deleted (1'39.399) - Exceeded Track Limits - Turn 13
11.30	11	L. CAGLIONI	Time Deleted (1'37.411) - Exceeded Track Limits - Turn 6
11.31	89	H. HAN	Time Deleted (1'41.325) - Exceeded Track Limits - Turn 3
11.31	24	A. PAPADOPULOS	Time Deleted (1'40.251) - Exceeded Track Limits - Turn 8
11.32	25	L. TEN VOORDE	Time Deleted (1'37.977) - Exceeded Track Limits - Turn 6
11.32	17	E. FULGENZI	Time Deleted (1'38.589) - Exceeded Track Limits - Turn 6
11.33	70	G. GIORGI	Time Deleted (1'46.361) - Exceeded Track Limits - Turn 6
11.33	24	A. PAPADOPULOS	Time Deleted (1'39.722) - Exceeded Track Limits - Turn 8
11.33	25	L. TEN VOORDE	Time Deleted (1'37.787) - Exceeded Track Limits - Turn 3
11.34	11	L. CAGLIONI	Time Deleted (10'08.627) - Exceeded Track Limits - Turn 13
11.34	24	A. PAPADOPULOS	Time Deleted (1'47.167) - Exceeded Track Limits - Turn 6
11.35	55	C. SCANZI	Time Deleted (1'40.614) - Exceeded Track Limits - Turn 6
11.36	12	K. LING	Time Deleted (1'37.663) - Exceeded Track Limits - Turn 6
11.36	6	G. GUIRRETI	Time Deleted (1'43.221) - Exceeded Track Limits - Turn 6
11.36	24	A. PAPADOPULOS	Time Deleted (1'39.033) - Exceeded Track Limits - Turn 6
11.37	14	R. AGOSTINI	Time Deleted (1'37.721) - Exceeded Track Limits - Turn 6
11.39	17	E. FULGENZI	Time Deleted (1'38.674) - Exceeded Track Limits - Turn 6
11.40	14	R. AGOSTINI	Time Deleted (1'38.775) - Exceeded Track Limits - Turn 6
11.42	14	R. AGOSTINI	Time Deleted (1'49.372) - Exceeded Track Limits - Turn 6
11.43	8	J. LORENZO	Time Deleted (1'38.011) - Exceeded Track Limits - Turn 13
11.43	25	L. TEN VOORDE	Time Deleted (1'37.315) - Exceeded Track Limits - Turn 13
11.48	89	H. HAN	Time Deleted (1'40.245) - Exceeded Track Limits - Turn 3
11.48	7	L. FERRARI	Time Deleted (1'36.993) - Exceeded Track Limits - Turn 6
11.49	9	A. FONTANA	Time Deleted (1'37.414) - Exceeded Track Limits - Turn 6
11.49	69	M. MONTAGNESE	Time Deleted (1'40.040) - Exceeded Track Limits - Turn 6
11.50	32	G. QUARESMINI	Time Deleted (1'37.334) - Exceeded Track Limits - Turn 8
11.51	3	A. CERQUI	Time Deleted (1'39.812) - Exceeded Track Limits - Turn 6
11.51	11	L. CAGLIONI	Time Deleted (1'37.407) - Exceeded Track Limits - Turn 13
11.51	6	G. GUIRRETI	Time Deleted (1'40.553) - Exceeded Track Limits - Turn 6
11.52	7	L. FERRARI	Time Deleted (1'37.684) - Exceeded Track Limits - Turn 13
11.53	10	P. ARMANNI	Time Deleted (6'44.764) - Exceeded Track Limits - Turn 13
11.54	7	L. FERRARI	Time Deleted (16'13.513) - Exceeded Track Limits - Turn 6
11.55	6	G. GUIRRETI	Time Deleted (1'40.170) - Exceeded Track Limits - Turn 6
11.56	21	D. BERTONELLI	Time Deleted (1'55.145) - Exceeded Track Limits - Turn 6
11.58	32	G. QUARESMINI	Time Deleted (1'37.554) - Exceeded Track Limits - Turn 3
12.00	10	P. ARMANNI	Time Deleted (1'37.917) - Exceeded Track Limits - Turn 6
12.00	11	L. CAGLIONI	Time Deleted (1'37.165) - Exceeded Track Limits - Turn 13
12.01	67	A. DE GIACOMI	Time Deleted (1'39.682) - Exceeded Track Limits - Turn 13
12.01	11	L. CAGLIONI	Time Deleted (1'37.283) - Exceeded Track Limits - Turn 3
12.01	55	C. SCANZI	Time Deleted (15'15.889) - Exceeded Track Limits - Turn 6
12.02	24	A. PAPADOPULOS	Time Deleted (1'39.467) - Exceeded Track Limits - Turn 6
12.03	11	L. CAGLIONI	Time Deleted (1'37.439) - Exceeded Track Limits - Turn 3
12.04	11	L. CAGLIONI	Time Deleted (5'23.544) - Exceeded Track Limits - Turn 3
12.05	8	J. LORENZO	Time Deleted (17'12.016) - Exceeded Track Limits - Turn 6
12.05	24	A. PAPADOPULOS	Time Deleted (1'38.177) - Exceeded Track Limits - Turn 6
12.08	12	K. LING	Time Deleted (1'45.119) - Exceeded Track Limits - Turn 3
12.08	32	G. QUARESMINI	Time Deleted (6'05.040) - Exceeded Track Limits - Turn 6
12.09	77	A. LEVY	Time Deleted (1'45.286) - Exceeded Track Limits - Turn 6
12.12	3	A. CERQUI	Time Deleted (1'37.863) - Exceeded Track Limits - Turn 3
12.13	89	H. HAN	Time Deleted (1'55.964) - Exceeded Track Limits - Turn 3
12.14	7	L. FERRARI	Time Deleted (7'21.661) - Exceeded Track Limits - Turn 13
12.15	12	K. LING	Time Deleted (3'45.169) - Exceeded Track Limits - Turn 6
12.15	11	L. CAGLIONI	Time Deleted (1'37.063) - Exceeded Track Limits - Turn 3
12.16	3	A. CERQUI	Time Deleted (7'49.828) - Exceeded Track Limits - Turn 3
12.17	11	L. CAGLIONI	Time Deleted (32'39.902) - Exceeded Track Limits - Turn 6
12.18	67	A. DE GIACOMI	Time Deleted (25'37.832) - Exceeded Track Limits - Turn 6
12.18	2	Z. SLUTSKII	Time Deleted (1'38.682) - Exceeded Track Limits - Turn 6

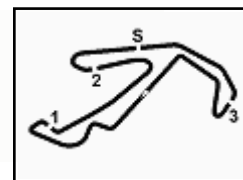
Direttore di Gara : Fabrizio Fondacci

Direttore di Prova : Massimiliano Ghinassi

04/05/2023 Inizio 11:10 Fine 13:11

Esposta alle:





ACI Racing Weekend Misano, 6-7 Maggio 2023

Porsche Carrera Cup Italia - Classifica Pre-Race Official Test 1

Misano Circuit Sic 58 4.226 m

3 / 4

12.19	6	G. GUIRRERI	Time Deleted (1'39.738) - Exceeded Track Limits - Turn 6
12.20	32	G. QUARESMINI	Time Deleted (1'37.097) - Exceeded Track Limits - Turn 6
12.20	2	Z. SLUTSKII	Time Deleted (1'39.293) - Exceeded Track Limits - Turn 6
12.20	12	K. LING	Time Deleted (1'37.109) - Exceeded Track Limits - Turn 6
12.21	17	E. FULGENZI	Time Deleted (1'37.970) - Exceeded Track Limits - Turn 3
12.21	32	G. QUARESMINI	Time Deleted (1'52.191) - Exceeded Track Limits - Turn 6
12.23	15	A. FESTANTE	Time Deleted (26'07.284) - Exceeded Track Limits - Turn 6
12.24	22	A. SLUTSKII	Current Lap Deleted - Exceeded Track Limits - Turn 13
12.24	7	L. FERRARI	Time Deleted (5'47.115) - Exceeded Track Limits - Turn 8
12.26	2	Z. SLUTSKII	Time Deleted (1'37.804) - Exceeded Track Limits - Turn 15
12.26	89	H. HAN	Time Deleted (1'41.910) - Exceeded Track Limits - Turn 16
12.27	25	L. TEN VOORDE	Time Deleted (7'36.436) - Exceeded Track Limits - Turn 6
12.27	23	M. MALUCELLI	Time Deleted (1'36.612) - Exceeded Track Limits - Turn 15
12.27	9	A. FONTANA	Time Deleted (1'37.662) - Exceeded Track Limits - Turn 6
12.28	8	J. LORENZO	Time Deleted (1'38.270) - Exceeded Track Limits - Turn 6
12.29	79	J. ZELGER	Time Deleted (1'43.340) - Exceeded Track Limits - Turn 6
12.30	85	M. ROVIDA	Time Deleted (1'43.086) - Exceeded Track Limits - Turn 3
12.30	32	G. QUARESMINI	Time Deleted (1'38.731) - Exceeded Track Limits - Turn 6
12.32	32	G. QUARESMINI	Time Deleted (1'38.285) - Exceeded Track Limits - Turn 6
12.33	52	A. DE AMICIS	Time Deleted (1'41.365) - Exceeded Track Limits - Turn 6
12.37	69	M. MONTAGNESE	Time Deleted (1'39.955) - Exceeded Track Limits - Turn 13
12.37	25	L. TEN VOORDE	Time Deleted (1'36.420) - Exceeded Track Limits - Turn 3
12.39	8	J. LORENZO	Time Deleted (1'38.272) - Exceeded Track Limits - Turn 3
12.39	25	L. TEN VOORDE	Current Lap Deleted - Exceeded Track Limits - Turn 6
12.40	79	J. ZELGER	Time Deleted (2'12.948) - Exceeded Track Limits - Turn 6
12.43	8	J. LORENZO	Time Deleted (6'29.710) - Exceeded Track Limits - Turn 6
12.43	21	D. BERTONELLI	Time Deleted (1'37.048) - Exceeded Track Limits - Turn 3
12.44	38	S. IAQUINTA	Time Deleted (4'28.121) - Exceeded Track Limits - Turn 6
12.48	6	G. GUIRRERI	Time Deleted (1'38.722) - Exceeded Track Limits - Turn 3
12.49	7	L. FERRARI	Time Deleted (1'53.135) - Exceeded Track Limits - Turn 3
12.50	6	G. GUIRRERI	Time Deleted (1'40.435) - Exceeded Track Limits - Turn 6
12.51	6	G. GUIRRERI	Time Deleted (1'38.734) - Exceeded Track Limits - Turn 3
12.51	3	A. CERQUI	Time Deleted (1'38.062) - Exceeded Track Limits - Turn 6
12.53	52	A. DE AMICIS	Time Deleted (1'37.989) - Exceeded Track Limits - Turn 6
12.53	67	A. DE GIACOMI	Time Deleted (1'39.743) - Exceeded Track Limits - Turn 13
12.54	11	L. CAGLIONI	Time Deleted (1'36.197) - Exceeded Track Limits - Turn 6
12.54	3	A. CERQUI	Time Deleted (1'36.900) - Exceeded Track Limits - Turn 3
12.54	38	S. IAQUINTA	Time Deleted (4'20.115) - Exceeded Track Limits - Turn 6
12.54	79	J. ZELGER	Time Deleted (1'41.463) - Exceeded Track Limits - Turn 6
12.56	11	L. CAGLIONI	Time Deleted (1'35.958) - Exceeded Track Limits - Turn 15
12.56	3	A. CERQUI	Time Deleted (1'36.594) - Exceeded Track Limits - Turn 6
12.56	8	J. LORENZO	Time Deleted (5'13.517) - Exceeded Track Limits - Turn 6
12.57	15	A. FESTANTE	Time Deleted (1'36.667) - Exceeded Track Limits - Turn 6
13.02	77	A. LEVY	Time Deleted (1'45.129) - Exceeded Track Limits - Turn 8
13.03	15	A. FESTANTE	Time Deleted (1'36.838) - Exceeded Track Limits - Turn 6
13.03	38	S. IAQUINTA	Time Deleted (1'43.881) - Exceeded Track Limits - Turn 6
13.04	38	S. IAQUINTA	Time Deleted (1'55.060) - Exceeded Track Limits - Turn 3
13.04	9	A. FONTANA	Time Deleted (1'37.016) - Exceeded Track Limits - Turn 13
13.05	24	A. PAPADOPULOS	Time Deleted (1'38.616) - Exceeded Track Limits - Turn 13
13.05	64	L. SELVA	Time Deleted (1'40.053) - Exceeded Track Limits - Turn 6
13.05	32	G. QUARESMINI	Time Deleted (1'37.079) - Exceeded Track Limits - Turn 13
13.06	50	F. FENICI	Time Deleted (1'39.639) - Exceeded Track Limits - Turn 6
13.06	32	G. QUARESMINI	Time Deleted (1'41.899) - Exceeded Track Limits - Turn 6
13.06	12	K. LING	Time Deleted (1'39.068) - Exceeded Track Limits - Turn 13
13.07	38	S. IAQUINTA	Time Deleted (1'37.238) - Exceeded Track Limits - Turn 13
13.08	38	S. IAQUINTA	Time Deleted (1'44.405) - Exceeded Track Limits - Turn 6
13.08	64	L. SELVA	Time Deleted (1'40.034) - Exceeded Track Limits - Turn 6
13.08	2	Z. SLUTSKII	Time Deleted (1'37.843) - Exceeded Track Limits - Turn 15
13.09	8	J. LORENZO	Time Deleted (1'37.097) - Exceeded Track Limits - Turn 15
13.09	9	A. FONTANA	Current Lap Deleted - Exceeded Track Limits - Turn 13
13.10	6	G. GUIRRERI	Time Deleted (1'38.293) - Exceeded Track Limits - Turn 15

Direttore di Gara : Fabrizio Fondacci

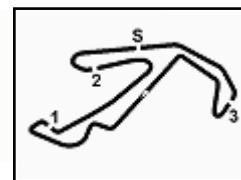
Direttore di Prova : Massimiliano Ghinassi

04/05/2023 Inizio 11:10 Fine 13:11

Esposta alle:

Powered by FICr PERUGIA TIMING





ACI Racing Weekend Misano, 6-7 Maggio 2023

Porsche Carrera Cup Italia - Classifica Pre-Race Official Test 1

Misano Circuit Sic 58 4.226 m

4 / 4

Fastest Laps Sequence

Num.	Concorrente	Naz	Team	Auto	Local Time	Tempo	Dist.	Media
14	R. AGOSTINI	ITA	Scuderia Villorba Corse	Porsche 992 GT3 CUP	11:17'12.392	1'43.981		146,311
14	R. AGOSTINI	ITA	Scuderia Villorba Corse	Porsche 992 GT3 CUP	11:18'54.659	1'42.267	-1.714	148,764
30	B. STRIGNANO	ITA	Scuderia Villorba Corse	Porsche 992 GT3 CUP	11:18'55.134	1'40.962	-1.305	150,686
30	B. STRIGNANO	ITA	Scuderia Villorba Corse	Porsche 992 GT3 CUP	11:22'17.723	1'39.376	-1.586	153,091
30	B. STRIGNANO	ITA	Scuderia Villorba Corse	Porsche 992 GT3 CUP	11:23'56.014	1'38.291	-1.085	154,781
12	K. LING	CHN	Ombra Racing	Porsche 992 GT3 CUP	11:26'34.762	1'38.235	-0.056	154,869
30	B. STRIGNANO	ITA	Scuderia Villorba Corse	Porsche 992 GT3 CUP	11:27'14.945	1'38.118	-0.117	155,054
30	B. STRIGNANO	ITA	Scuderia Villorba Corse	Porsche 992 GT3 CUP	11:28'52.700	1'37.755	-0.363	155,630
23	M. MALUCELLI	ITA	Team Malucelli	Porsche 992 GT3 CUP	11:31'44.129	1'37.269	-0.486	156,407
23	M. MALUCELLI	ITA	Team Malucelli	Porsche 992 GT3 CUP	11:33'21.368	1'37.239	-0.030	156,456
3	A. CERQUI	ITA	Bedriver	Porsche 992 GT3 CUP	11:34'33.766	1'37.123	-0.116	156,643
23	M. MALUCELLI	ITA	Team Malucelli	Porsche 992 GT3 CUP	11:34'58.472	1'37.104	-0.019	156,673
23	M. MALUCELLI	ITA	Team Malucelli	Porsche 992 GT3 CUP	11:36'35.227	1'36.755	-0.349	157,238
23	M. MALUCELLI	ITA	Team Malucelli	Porsche 992 GT3 CUP	11:50'35.395	1'36.617	-0.138	157,463
23	M. MALUCELLI	ITA	Team Malucelli	Porsche 992 GT3 CUP	11:53'49.355	1'36.461	-0.156	157,718
23	M. MALUCELLI	ITA	Team Malucelli	Porsche 992 GT3 CUP	12:16'05.881	1'36.160	-0.301	158,211
11	L. CAGLIONI	ITA	Ombra Racing	Porsche 992 GT3 CUP	12:57'58.925	1'36.022	-0.138	158,439

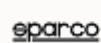
Direttore di Gara : Fabrizio Fondacci

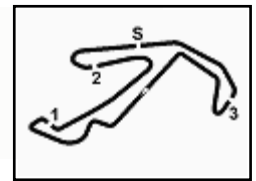
Direttore di Prova : Massimiliano Ghinassi

04/05/2023 Inizio 11:10 Fine 13:11

Esposta alle:

Powered by FIGR PERUGIA TIMING





MIGLIOR GIRO

1	11 CAGLIONI Leonardo	Porsche 992 GT3 CUP	1'36.022
2	23 MALUCELLI Matteo	Porsche 992 GT3 CUP	1'36.160
3	7 FERRARI Lorenzo	Porsche 992 GT3 CUP	1'36.244
4	25 TEN VOORDE Larry	Porsche 992 GT3 CUP	1'36.296
5	10 ARMANNI Pietro	Porsche 992 GT3 CUP	1'36.347
6	3 CERQUI Alberto	Porsche 992 GT3 CUP	1'36.351
7	17 FULGENZI Enrico Fernando	Porsche 992 GT3 CUP	1'36.429
8	9 FONTANA Andrea	Porsche 992 GT3 CUP	1'36.434
9	15 FESTANTE Aldo	Porsche 992 GT3 CUP	1'36.567
10	30 STRIGNANO Benedetto	Porsche 992 GT3 CUP	1'36.645
11	12 LING Kang	Porsche 992 GT3 CUP	1'36.705
12	14 AGOSTINI Riccardo	Porsche 992 GT3 CUP	1'36.714
13	21 BERTONELLI Diego	Porsche 992 GT3 CUP	1'36.714
14	38 IAQUINTA Simone	Porsche 992 GT3 CUP	1'36.849
15	32 QUARESMINI Gianmarco	Porsche 992 GT3 CUP	1'36.867
16	52 DE AMICIS Alberto	Porsche 992 GT3 CUP	1'37.056
17	8 LORENZO Jorge	Porsche 992 GT3 CUP	1'37.275
18	2 SLUTSKII Zakhar	Porsche 992 GT3 CUP	1'37.608
19	22 SLUTSKII Artem	Porsche 992 GT3 CUP	1'37.676
20	51 GNEMMI Paolo	Porsche 992 GT3 CUP	1'38.028
21	50 FENICI Francesco Maria	Porsche 992 GT3 CUP	1'38.046
22	24 PAPADOPULOS Alexandre	Porsche 992 GT3 CUP	1'38.069
23	67 DE GIACOMI Alex	Porsche 992 GT3 CUP	1'38.171
24	6 GUIRRERI Giuseppe	Porsche 992 GT3 CUP	1'38.354
25	70 GIORGI Gianluca	Porsche 992 GT3 CUP	1'38.561
26	69 MONTAGNESE Massimiliano	Porsche 992 GT3 CUP	1'38.694
27	85 ROVIDA Matteo	Porsche 992 GT3 CUP	1'39.211
28	64 SELVA Livio	Porsche 992 GT3 CUP	1'39.292
29	89 HAN Huilin	Porsche 992 GT3 CUP	1'39.459
30	60 GALASSI Marco	Porsche 992 GT3 CUP	1'39.658
31	55 SCANZI Carlo	Porsche 992 GT3 CUP	1'40.206
32	79 ZELGER Johannes	Porsche 992 GT3 CUP	1'40.340
33	77 LEVY Andrea	Porsche 992 GT3 CUP	1'42.302

SPEED

1	25 TEN VOORDE Larry	Porsche 992 GT3 CUP	220,0
2	17 FULGENZI Enrico Fernando	Porsche 992 GT3 CUP	219,5
3	30 STRIGNANO Benedetto	Porsche 992 GT3 CUP	219,1
4	55 SCANZI Carlo	Porsche 992 GT3 CUP	219,1
5	8 LORENZO Jorge	Porsche 992 GT3 CUP	219,1
6	23 MALUCELLI Matteo	Porsche 992 GT3 CUP	219,1
7	15 FESTANTE Aldo	Porsche 992 GT3 CUP	219,1
8	10 ARMANNI Pietro	Porsche 992 GT3 CUP	218,6
9	11 CAGLIONI Leonardo	Porsche 992 GT3 CUP	218,6
10	24 PAPADOPULOS Alexandre	Porsche 992 GT3 CUP	218,6
11	67 DE GIACOMI Alex	Porsche 992 GT3 CUP	218,6
12	14 AGOSTINI Riccardo	Porsche 992 GT3 CUP	218,6
13	89 HAN Huilin	Porsche 992 GT3 CUP	218,6
14	12 LING Kang	Porsche 992 GT3 CUP	218,6
15	64 SELVA Livio	Porsche 992 GT3 CUP	218,2
16	51 GNEMMI Paolo	Porsche 992 GT3 CUP	218,2
17	21 BERTONELLI Diego	Porsche 992 GT3 CUP	218,2
18	50 FENICI Francesco Maria	Porsche 992 GT3 CUP	218,2
19	52 DE AMICIS Alberto	Porsche 992 GT3 CUP	218,2
20	32 QUARESMINI Gianmarco	Porsche 992 GT3 CUP	218,2
21	79 ZELGER Johannes	Porsche 992 GT3 CUP	217,7
22	3 CERQUI Alberto	Porsche 992 GT3 CUP	217,7
23	2 SLUTSKII Zakhar	Porsche 992 GT3 CUP	217,7
24	60 GALASSI Marco	Porsche 992 GT3 CUP	217,7
25	38 IAQUINTA Simone	Porsche 992 GT3 CUP	217,3
26	22 SLUTSKII Artem	Porsche 992 GT3 CUP	217,3
27	9 FONTANA Andrea	Porsche 992 GT3 CUP	217,3
28	7 FERRARI Lorenzo	Porsche 992 GT3 CUP	216,9
29	69 MONTAGNESE Massimiliano	Porsche 992 GT3 CUP	216,9
30	6 GUIRRERI Giuseppe	Porsche 992 GT3 CUP	216,9
31	85 ROVIDA Matteo	Porsche 992 GT3 CUP	216,9
32	70 GIORGI Gianluca	Porsche 992 GT3 CUP	216,9
33	77 LEVY Andrea	Porsche 992 GT3 CUP	214,3

SEG. 1

1	15 FESTANTE Aldo	25.297
2	23 MALUCELLI Matteo	25.306
3	25 TEN VOORDE Larry	25.328
4	7 FERRARI Lorenzo	25.350
5	11 CAGLIONI Leonardo	25.352
6	10 ARMANNI Pietro	25.385
7	32 QUARESMINI Gianmarco	25.388
8	3 CERQUI Alberto	25.411
9	9 FONTANA Andrea	25.414
10	38 IAQUINTA Simone	25.489
11	8 LORENZO Jorge	25.529
12	17 FULGENZI Enrico Fernando	25.545
13	52 DE AMICIS Alberto	25.547
14	30 STRIGNANO Benedetto	25.558
15	21 BERTONELLI Diego	25.561
16	12 LING Kang	25.583
17	14 AGOSTINI Riccardo	25.621
18	50 FENICI Francesco Maria	25.675
19	2 SLUTSKII Zakhar	25.735
20	67 DE GIACOMI Alex	25.736
21	6 GUIRRERI Giuseppe	25.753
22	22 SLUTSKII Artem	25.805
23	70 GIORGI Gianluca	25.823
24	51 GNEMMI Paolo	25.856
25	24 PAPADOPULOS Alexandre	25.987
26	85 ROVIDA Matteo	26.124
27	69 MONTAGNESE Massimil	26.195
28	64 SELVA Livio	26.312
29	79 ZELGER Johannes	26.344
30	89 HAN Huilin	26.374
31	60 GALASSI Marco	26.453
32	55 SCANZI Carlo	26.626
33	77 LEVY Andrea	26.793

SEG. 2

1	17 FULGENZI Enrico Fernand	22.579
2	11 CAGLIONI Leonardo	22.618
3	32 QUARESMINI Gianmarco	22.667
4	25 TEN VOORDE Larry	22.689
5	15 FESTANTE Aldo	22.689
6	3 CERQUI Alberto	22.689
7	12 LING Kang	22.691
8	38 IAQUINTA Simone	22.698
9	23 MALUCELLI Matteo	22.708
10	9 FONTANA Andrea	22.711
11	14 AGOSTINI Riccardo	22.712
12	10 ARMANNI Pietro	22.720
13	7 FERRARI Lorenzo	22.792
14	52 DE AMICIS Alberto	22.810
15	21 BERTONELLI Diego	22.814
16	30 STRIGNANO Benedetto	22.847
17	8 LORENZO Jorge	22.851
18	24 PAPADOPULOS Alexand	22.897
19	2 SLUTSKII Zakhar	22.912
20	22 SLUTSKII Artem	22.956
21	51 GNEMMI Paolo	22.974
22	67 DE GIACOMI Alex	22.984
23	70 GIORGI Gianluca	23.033
24	6 GUIRRERI Giuseppe	23.093
25	69 MONTAGNESE Massimil	23.108
26	60 GALASSI Marco	23.219
27	64 SELVA Livio	23.226
28	50 FENICI Francesco Maria	23.252
29	55 SCANZI Carlo	23.255
30	85 ROVIDA Matteo	23.325
31	89 HAN Huilin	23.333
32	79 ZELGER Johannes	23.521
33	77 LEVY Andrea	23.992

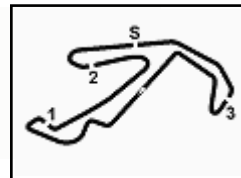
SEG. 3

1	11 CAGLIONI Leonardo	26.706
2	25 TEN VOORDE Larry	26.757
3	7 FERRARI Lorenzo	26.759
4	23 MALUCELLI Matteo	26.773
5	32 QUARESMINI Gianmarco	26.805
6	14 AGOSTINI Riccardo	26.827
7	3 CERQUI Alberto	26.861
8	10 ARMANNI Pietro	26.866
9	30 STRIGNANO Benedetto	26.900
10	9 FONTANA Andrea	26.927
11	15 FESTANTE Aldo	26.933
12	21 BERTONELLI Diego	26.937
13	17 FULGENZI Enrico Fernando	26.951
14	8 LORENZO Jorge	26.961
15	38 IAQUINTA Simone	26.965
16	12 LING Kang	27.045
17	52 DE AMICIS Alberto	27.083
18	22 SLUTSKII Artem	27.127
19	50 FENICI Francesco Maria	27.151
20	69 MONTAGNESE Massimil	27.169
21	2 SLUTSKII Zakhar	27.177
22	67 DE GIACOMI Alex	27.202
23	51 GNEMMI Paolo	27.203
24	6 GUIRRERI Giuseppe	27.373
25	24 PAPADOPULOS Alexandre	27.404
26	89 HAN Huilin	27.469
27	64 SELVA Livio	27.502
28	60 GALASSI Marco	27.574
29	85 ROVIDA Matteo	27.586
30	70 GIORGI Gianluca	27.619
31	79 ZELGER Johannes	27.643
32	55 SCANZI Carlo	27.929
33	77 LEVY Andrea	28.251

SEG. 4

1	10 ARMANNI Pietro	21.146
2	23 MALUCELLI Matteo	21.193
3	11 CAGLIONI Leonardo	21.254
4	15 FESTANTE Aldo	21.260
5	7 FERRARI Lorenzo	21.261
6	12 LING Kang	21.269
7	3 CERQUI Alberto	21.286
8	30 STRIGNANO Benedetto	21.292
9	17 FULGENZI Enrico Fernando	21.294
10	25 TEN VOORDE Larry	21.297
11	9 FONTANA Andrea	21.334
12	14 AGOSTINI Riccardo	21.374
13	21 BERTONELLI Diego	21.402
14	2 SLUTSKII Zakhar	21.445
15	38 IAQUINTA Simone	21.452
16	52 DE AMICIS Alberto	21.492
17	8 LORENZO Jorge	21.508
18	32 QUARESMINI Gianmarco	21.519
19	51 GNEMMI Paolo	21.557
20	67 DE GIACOMI Alex	21.575
21	24 PAPADOPULOS Alexand	21.590
22	6 GUIRRERI Giuseppe	21.653
23	22 SLUTSKII Artem	21.653
24	50 FENICI Francesco Maria	21.711
25	85 ROVIDA Matteo	21.791
26	70 GIORGI Gianluca	21.791
27	69 MONTAGNESE Massimil	21.802
28	89 HAN Huilin	21.950
29	64 SELVA Livio	21.973
30	55 SCANZI Carlo	22.015
31	60 GALASSI Marco	22.047
32	79 ZELGER Johannes	22.420
33	77 LEVY Andrea	22.598





ACI Racing Weekend Misano, 6-7 Maggio 2023

Porsche Carrera Cup Italia - Ideal Time Pre-Race Official Test 1

Misano Circuit Sic 58 4.226 m

1 / 2

Num.	Conduattore	Auto	Seg. 1	Seg. 2	Seg. 3	Seg. 4	Ideal Time		
			Diff. 1	Diff. 2	Diff. 3	Diff. 4	Miglior Giro	Pos.	Diff.
1	11 CAGLIONI L. (ITA)	Porsche 992 GT3 CUP	25.352	22.618	26.706 +0.092	21.254	1'35.930 1'36.022	1	0.092
2	23 MALUCELLI M. (ITA)	Porsche 992 GT3 CUP	25.306 +0.115	22.708 +0.032	26.773 +0.033	21.193	1'35.980 1'36.160	2	0.180
3	25 TEN VOORDE L. (NLD)	Porsche 992 GT3 CUP	25.328 +0.096	22.689	26.757 +0.129	21.297	1'36.071 1'36.296	4	0.225
4	10 ARMANI P. (ITA)	Porsche 992 GT3 CUP	25.385	22.720 +0.154	26.866 +0.076	21.146	1'36.117 1'36.347	5	0.230
5	7 FERRARI L. (ITA)	Porsche 992 GT3 CUP	25.350 +0.062	22.792	26.759	21.261 +0.020	1'36.162 1'36.244	3	0.082
6	15 FESTANTE A. (ITA)	Porsche 992 GT3 CUP	25.297 +0.125	22.689 +0.089	26.933 +0.110	21.260 +0.064	1'36.179 1'36.567	9	0.388
7	3 CERQUI A. (ITA)	Porsche 992 GT3 CUP	25.411	22.689	26.861 +0.104	21.286	1'36.247 1'36.351	6	0.104
8	17 FULGENZI E. (ITA)	Porsche 992 GT3 CUP	25.545 +0.060	22.579	26.951	21.294	1'36.369 1'36.429	7	0.060
9	32 QUARESMINI G. (ITA)	Porsche 992 GT3 CUP	25.388 +0.029	22.667 +0.170	26.805 +0.133	21.519 +0.156	1'36.379 1'36.867	15	0.488
10	9 FONTANA A. (ITA)	Porsche 992 GT3 CUP	25.414 +0.048	22.711	26.927	21.334	1'36.386 1'36.434	8	0.048
11	14 AGOSTINI R. (ITA)	Porsche 992 GT3 CUP	25.621 +0.015	22.712	26.827	21.374 +0.165	1'36.534 1'36.714	13	0.180
12	12 LING K. (CHN)	Porsche 992 GT3 CUP	25.583 +0.098	22.691	27.045 +0.019	21.269	1'36.588 1'36.705	11	0.117
13	30 STRIGNANO B. (ITA)	Porsche 992 GT3 CUP	25.558 +0.048	22.847	26.900	21.292	1'36.597 1'36.645	10	0.048
14	38 IAQUINTA S. (ITA)	Porsche 992 GT3 CUP	25.489	22.698 +0.234	26.965	21.452 +0.011	1'36.604 1'36.849	14	0.245
15	21 BERTONELLI D. (ITA)	Porsche 992 GT3 CUP	25.561	22.814	26.937	21.402	1'36.714 1'36.714	12	
16	8 LORENZO J. (ESP)	Porsche 992 GT3 CUP	25.529	22.851 +0.111	26.961	21.508 +0.315	1'36.849 1'37.275	17	0.426
17	52 DE AMICIS A. (ITA)	Porsche 992 GT3 CUP	25.547 +0.124	22.810	27.083	21.492	1'36.932 1'37.056	16	0.124
18	2 SLUTSKII Z. (ISR)	Porsche 992 GT3 CUP	25.735	22.912 +0.143	27.177 +0.063	21.445 +0.133	1'37.269 1'37.608	18	0.339
19	67 DE GIACOMI A. (ITA)	Porsche 992 GT3 CUP	25.736 +0.243	22.984 +0.172	27.202 +0.259	21.575	1'37.497 1'38.171	23	0.674
20	22 SLUTSKII A. (ISR)	Porsche 992 GT3 CUP	25.805 +0.111	22.956	27.127	21.653 +0.024	1'37.541 1'37.676	19	0.135
21	51 GNEMMI P. (ITA)	Porsche 992 GT3 CUP	25.856	22.974 +0.125	27.203 +0.093	21.557 +0.220	1'37.590 1'38.028	20	0.438
22	50 FENICI F. (ITA)	Porsche 992 GT3 CUP	25.675 +0.038	23.252 +0.219	27.151	21.711	1'37.789 1'38.046	21	0.257
23	6 GUIRRETI G. (ITA)	Porsche 992 GT3 CUP	25.753 +0.098	23.093 +0.275	27.373 +0.109	21.653	1'37.872 1'38.354	24	0.482
24	24 PAPADOPULOS A. (USA)	Porsche 992 GT3 CUP	25.987	22.897 +0.176	27.404	21.590 +0.015	1'37.878 1'38.069	22	0.191
25	70 GIORGI G. (ITA)	Porsche 992 GT3 CUP	25.823	23.033 +0.080	27.619	21.791 +0.215	1'38.266 1'38.561	25	0.295
26	69 MONTAGNESE M. (ITA)	Porsche 992 GT3 CUP	26.195 +0.152	23.108 +0.211	27.169	21.802 +0.057	1'38.274 1'38.694	26	0.420
27	85 ROVIDA M. (ITA)	Porsche 992 GT3 CUP	26.124 +0.319	23.325 +0.021	27.586 +0.045	21.791	1'38.826 1'39.211	27	0.385
28	64 SELVA L. (ITA)	Porsche 992 GT3 CUP	26.312	23.226	27.502 +0.081	21.973 +0.198	1'39.013 1'39.292	28	0.279
29	89 HAN H. (CHN)	Porsche 992 GT3 CUP	26.374 +0.100	23.333	27.469 +0.226	21.950 +0.007	1'39.126 1'39.459	29	0.333
30	60 GALASSI M. (SMR)	Porsche 992 GT3 CUP	26.453 +0.284	23.219	27.574 +0.081	22.047	1'39.293 1'39.658	30	0.365
31	55 SCANZI C. (ITA)	Porsche 992 GT3 CUP	26.626 +0.119	23.255	27.929	22.015 +0.262	1'39.825 1'40.206	31	0.381
32	79 ZELGER J. (ITA)	Porsche 992 GT3 CUP	26.344 +0.119	23.521 +0.043	27.643	22.420 +0.250	1'39.928 1'40.340	32	0.412
33	77 LEVY A. (ITA)	Porsche 992 GT3 CUP	26.793 +0.514	23.992 +0.013	28.251 +0.141	22.598	1'41.634 1'42.302	33	0.668

04/05/2023

Powered by FICr PERUGIA TIMING

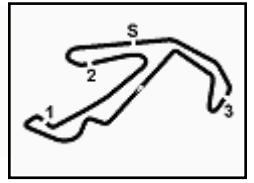


PORSCHE

**CARRERA CUP
ITALIA**

ACI Racing Weekend Misano, 6-7 Maggio 2023

Porsche Carrera Cup Italia - Ideal Time Pre-Race Official Test 1



Misano Circuit Sic 58 4.226 m
2 / 2

Num. Conduttore	Auto	Seg. 1 Diff. 1	Seg. 2 Diff. 2	Seg. 3 Diff. 3	Seg. 4 Diff. 4	Ideal Time Miglior Giro	Pos.	Diff.
	Ideal Time Assoluto	25.297	22.579	26.706	21.146	1'35.728		

04/05/2023

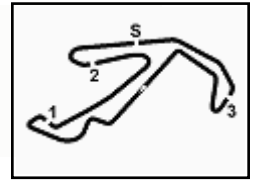
Powered by FICr PERUGIA TIMING



PORSCHE

CARRERA CUP ITALIA

ACI Racing Weekend Misano, 6-7 Maggio 2023 Porsche Carrera Cup Italia - Analisi Tempi Pre-Race Official Test 1



Misano Circuit Sic 58 4.226 m

Table with 8 columns: Giro, Seg.1, Seg.2, Seg.3, Seg.4, T. Giro, km/h, Local Time. Rows 31-33.

Table with 8 columns: Giro, Seg.1, Seg.2, Seg.3, Seg.4, T. Giro, km/h, Local Time. Rows 24-38.

11 L. CAGLIONI (1'36.022)

Main table for driver L. Caglioni, 35 rows (1-35) with 8 columns: Giro, Seg.1, Seg.2, Seg.3, Seg.4, T. Giro, km/h, Local Time.

14 R. AGOSTINI (1'36.714)

Main table for driver R. Agostini, 35 rows (1-35) with 8 columns: Giro, Seg.1, Seg.2, Seg.3, Seg.4, T. Giro, km/h, Local Time.

12 K. LING (1'36.705)

Main table for driver K. Ling, 35 rows (1-35) with 8 columns: Giro, Seg.1, Seg.2, Seg.3, Seg.4, T. Giro, km/h, Local Time.

15 A. FESTANTE (1'36.567)

Main table for driver A. Festante, 35 rows (1-35) with 8 columns: Giro, Seg.1, Seg.2, Seg.3, Seg.4, T. Giro, km/h, Local Time.

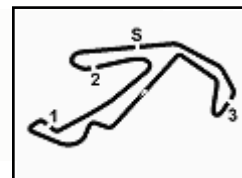
04/05/2023 P = Box In/Out - C = Tempo Invalidato

Powered by FICR PERUGIA TIMING



ACI Racing Weekend Misano, 6-7 Maggio 2023

Porsche Carrera Cup Italia - Analisi Tempi Pre-Race Official Test 1



Misano Circuit Sic 58.4.226 m

4 / 9

17	26.672	23.774	27.210	21.721	1'39.377	217,7	12:03'29.857	8	25.675	23.028	27.492	21.776	1'37.971	216,4	11:56'07.633
18	25.694	22.957	26.946	21.655	1'37.252	218,6	12:05'07.109	9	25.855	23.069	28.076	38.145	1'55.145CP	200,4	11:58'02.778
19	26.388	23.753	28.483	21.806	1'40.430	218,2	12:06'47.539	10	4'49.331	31.359	30.289	23.049	6'14.028P	183,1	12:04'16.806
20	25.685	22.857	27.086	21.437	1'37.065	218,6	12:08'24.604	11	26.912	23.635	27.535	21.878	1'39.960	215,6	12:05'56.766
21	26.637	23.837	27.590	4'05.818	5'23.882P	218,6	12:13'48.486	12	25.895	23.046	27.107	21.712	1'37.760	217,3	12:07'34.526
22	54.766	26.377	27.746	21.630	2'10.519P	217,7	12:15'59.005	13	25.637	22.911	27.128	22.562	1'38.238	216,9	12:09'12.764
23	25.573	23.136	27.270	21.462	1'37.441	218,2	12:17'36.446	14	25.763	22.904	27.037	21.597	1'37.301	216,9	12:10'50.065
24	28.088	25.826	29.339	22.047	1'45.300	217,7	12:19'21.746	15	26.849	23.760	27.601	21.869	1'40.079	216,4	12:12'30.144
25	25.766	22.835	26.933	21.397	1'36.931	218,6	12:20'58.677	16	25.665	22.940	27.079	21.658	1'37.342	217,3	12:14'07.486
26	30.514	27.433	31.914	21.995	1'51.856	214,3	12:22'50.533	17	25.766	22.886	27.058	21.510	1'37.220	218,2	12:15'44.706
27	25.598	23.104	27.604	27'07.849	28'24.155CP	217,7	12:51'14.688	18	25.641	23.393	28.350	32.629	1'50.013P	216,0	12:17'34.719
28	1'01.402	28.430	32.330	23.043	2'25.205P	163,6	12:53'39.893	19	7'47.440	23.543	27.165	21.840	8'59.988P	215,6	12:26'34.707
29	26.922	24.674	29.382	22.566	1'43.544	214,7	12:55'23.437	20	25.720	23.049	26.998	21.503	1'37.270	217,7	12:28'11.977
30	26.561	24.020	27.540	21.703	1'39.824	215,6	12:57'03.261	21	25.655	22.908	27.095	21.838	1'37.496	217,3	12:29'49.473
31	25.362	22.890	27.079	21.336	1'36.667C	217,3	12:58'39.928	22	25.610	23.001	30.333	34.338	1'53.282P	203,8	12:31'42.755
32	25.488	23.442	28.901	21.729	1'39.560	213,9	13:00'19.488	23	7'05.041	23.645	27.415	21.874	8'17.975P	216,0	12:40'00.730
33	25.571	22.797	27.201	21.260	1'36.829	219,1	13:01'56.317	24	25.561	22.814	26.937	21.402	1'36.714	217,7	12:41'37.444
34	25.297	22.689	26.984	21.868	1'36.838C	217,7	13:03'33.155	25	26.949	24.661	27.441	21.439	1'40.490	216,4	12:43'17.934
35	27.125	23.683	27.404	2'39.894	3'58.106P	217,7	13:07'31.261	26	25.583	22.917	27.076	21.472	1'37.048C	217,7	12:44'54.982
36	50.533	23.355	27.255	21.829	2'02.972P	217,3	13:09'34.233								
37	25.422	22.778	27.043	21.324	1'36.567	218,2	13:11'10.800								

22 A. SLUTSKII (1'37.676)

Giro	Seg.1	Seg.2	Seg.3	Seg.4	T. Giro	km/h	Local Time
1							11:19'51.810
2	2'35.516	30.733	34.659	27.714	4'08.622P	139,7	11:24'00.432
3	30.060	25.680	30.742	23.033	1'49.515	198,9	11:25'49.947
4	27.123	24.967	28.013	22.718	1'42.821	211,4	11:27'32.768
5	26.731	23.482	27.452	22.193	1'39.858	216,4	11:29'12.626
6	26.571	23.234	27.399	21.931	1'39.135	216,4	11:30'51.761
7	26.679	23.237	27.390	34.204	1'51.510P	216,9	11:32'43.271
8	3'17.153	24.099	27.598	22.148	4'30.998P	215,6	11:37'14.269
9	26.260	23.010	27.265	22.053	1'38.588	216,9	11:38'52.857
10	26.310	23.434	27.481	22.023	1'39.248	216,9	11:40'32.105
11	26.449	24.517	27.352	37.565	1'55.883P	216,0	11:42'27.988
12	8'17.284	28.238	31.617	25.570	9'42.709P	209,7	11:52'10.697
13	30.847	24.511	28.369	22.206	1'45.933	212,6	11:53'56.630
14	26.157	23.301	27.278	22.180	1'38.916	215,6	11:55'35.546
15	25.949	22.982	27.296	21.704	1'37.931	216,0	11:57'13.477
16	25.987	22.997	27.306	21.713	1'38.003	215,6	11:58'51.480
17	26.283	24.225	28.710	34.322	1'53.540P	217,3	12:00'45.020
18	14'15.193	27.451	33.031	22.764	15'38.439P	133,8	12:16'23.459
19	26.148	22.983	27.215	21.683	1'38.029	216,0	12:18'01.488
20	25.858	23.027	27.149	21.653	1'37.687	216,4	12:19'39.175
21	25.916	22.956	27.127	21.677	1'37.676	216,9	12:21'16.851
22	25.805	22.986	27.251	21.721	1'37.763	216,9	12:22'54.614

23 M. MALUCELLI (1'36.160)

Giro	Seg.1	Seg.2	Seg.3	Seg.4	T. Giro	km/h	Local Time
1							11:17'00.729
2	53.083	29.441	34.242	24.087	2'20.853P	173,1	11:19'21.582
3	27.145	23.910	27.482	39.417	1'57.954P	215,1	11:21'19.536
4	4'14.650	23.833	27.242	21.725	5'27.450P	215,1	11:26'46.986
5	28.137	23.316	27.712	21.791	1'40.956	216,0	11:28'27.942
6	25.987	22.982	27.977	21.972	1'38.918	215,1	11:30'06.860
7	25.637	23.040	26.997	21.595	1'37.269	217,3	11:31'44.129
8	25.637	23.024	26.976	21.602	1'37.239	217,7	11:33'21.368
9	25.667	22.764	26.983	21.690	1'37.104	217,7	11:34'58.472
10	25.599	22.768	26.909	21.479	1'36.755	217,7	11:36'35.227
11	26.144	23.193	27.115	34.856	1'51.308P	217,3	11:38'26.535
12	7'36.889	26.691	28.132	22.238	8'53.950P	211,4	11:47'20.485
13	26.167	23.462	27.210	21.454	1'38.293	213,0	11:48'58.778
14	25.446	22.832	26.773	21.566	1'36.617	217,3	11:50'35.395
15	25.451	22.892	26.923	22.233	1'37.499	217,7	11:52'12.894
16	25.333	22.852	26.945	21.331	1'36.461	217,3	11:53'49.355

21 D. BERTONELLI (1'36.714)

Giro	Seg.1	Seg.2	Seg.3	Seg.4	T. Giro	km/h	Local Time
1							11:36'40.962
2	54.487	35.772	37.290	26.245	2'33.794P	135,2	11:39'14.756
3	27.927	24.761	39.805	24.149	1'56.642	104,7	11:41'11.398
4	29.787	27.274	34.654	42.104	2'13.819P	141,4	11:43'25.217
5	6'18.284	28.469	32.817	23.643	7'43.213P	187,5	11:51'08.430
6	27.926	24.320	28.268	22.202	1'42.716	214,7	11:52'51.146
7	26.126	23.141	27.435	21.814	1'38.516	216,0	11:54'29.662

04/05/2023

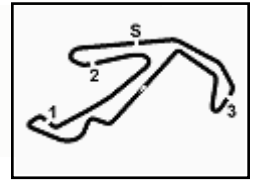
P = Box In/Out - C = Tempo Invalidato

Powered by FICR PERUGIA TIMING



ACI Racing Weekend Misano, 6-7 Maggio 2023

Porsche Carrera Cup Italia - Analisi Tempi Pre-Race Official Test 1



Misano Circuit Sic 58 4.226 m

Top 26 race results table with columns for Giro, Seg.1-4, T. Giro, km/h, Local Time, and overall ranking.

24 A. PAPADOPULOS (1'38.069)

Performance breakdown table for driver 24 A. Papadopulos across 36 laps.

30 B. STRIGNANO (1'36.645)

Performance breakdown table for driver 30 B. Strignano across 27 laps.

25 L. TEN VOORDE (1'36.296)

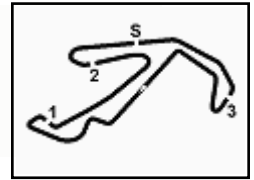
Performance breakdown table for driver 25 L. Ten Voorde across 11 laps.

32 G. QUARESMINI (1'36.867)

Performance breakdown table for driver 32 G. Quaresmini across 12 laps.

04/05/2023 P = Box In/Out - C = Tempo Invaldato





ACI Racing Weekend Misano, 6-7 Maggio 2023

Porsche Carrera Cup Italia - Analisi Tempi Pre-Race Official Test 1

Misano Circuit Sic 58 4.226 m

8 / 9

Table with 14 columns: Driver, Lap, Seg.1-4, T. Giro, km/h, Local Time. Lists race results for various drivers including 19, 20, 21, 22, 23, 24, 25, 26, 27, 28, 29, 30, 31, 32, 33, 34, 35, 36, 37, 38.

67 A. DE GIACOMI (1'38.171)

Table with 8 columns: Giro, Seg.1, Seg.2, Seg.3, Seg.4, T. Giro, km/h, Local Time. Shows lap times for driver A. De Giacomo.

70 G. GIORGI (1'38.561)

Table with 8 columns: Giro, Seg.1, Seg.2, Seg.3, Seg.4, T. Giro, km/h, Local Time. Shows lap times for driver G. Giorgi.

69 M. MONTAGNESE (1'38.694)

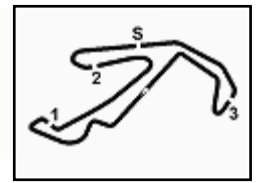
Table with 8 columns: Giro, Seg.1, Seg.2, Seg.3, Seg.4, T. Giro, km/h, Local Time. Shows lap times for driver M. Montagnese.

77 A. LEVY (1'42.302)

Table with 8 columns: Giro, Seg.1, Seg.2, Seg.3, Seg.4, T. Giro, km/h, Local Time. Shows lap times for driver A. Levy.

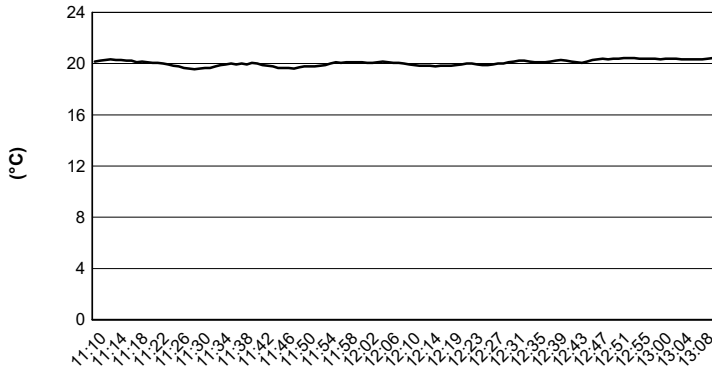
04/05/2023 P = Box In/Out - C = Tempo Invalidato



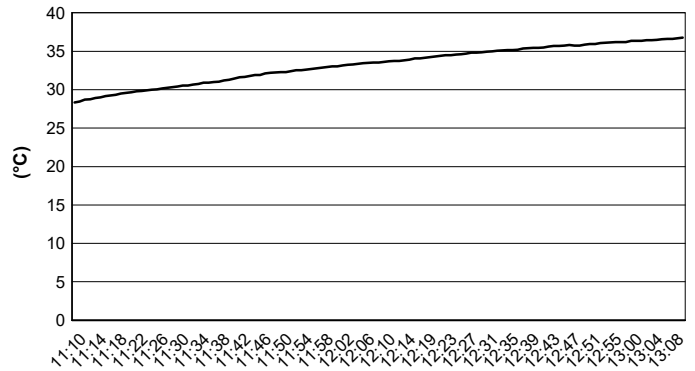


Misano Circuit Sic 58 4.226 m


Air Temperature



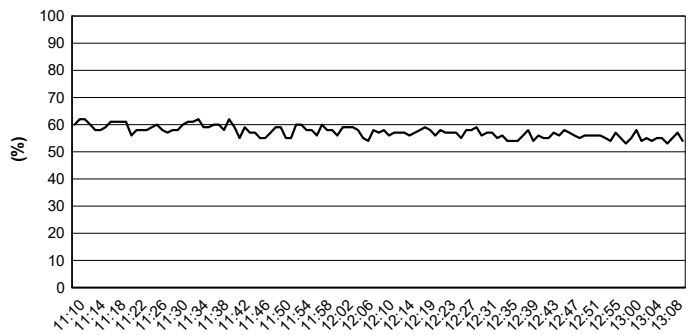
Track Temperature



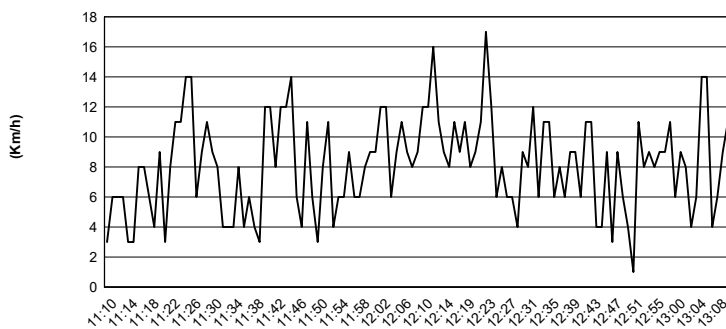
Air Pressure



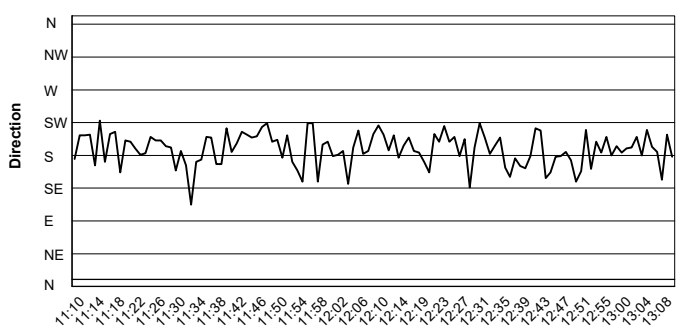
Humidity



Wind Speed



Wind Direction



04/05/2023

