

ACI Racing Weekend Misano, 6-7 Maggio 2023

Porsche Carrera Cup Italia - Classifica Prove Libere 1

Misano Circuit Sic 58 4.226 m

1 / 4

Num.	Conduuttore	Naz	Concorrente	Team	Auto	Classe	Tempo	Dist.	Rel.	Giri
1	25 TEN VOORDE Larry	NLD	EF Group	EF Group	Porsche 992 GT3 CUP		1'35.755			20
2	23 MALUCELLI Matteo	ITA	Team Malucelli	Team Malucelli	Porsche 992 GT3 CUP		1'35.930	0.175	0.175	19
3	15 FESTANTE Aldo	ITA	Dinamic Motorsport	Dinamic Motorsport	Porsche 992 GT3 CUP		1'36.017	0.262	0.087	27
4	21 BERTONELLI Diego	ITA	Bonaldi Motorsport	Bonaldi Motorsport	Porsche 992 GT3 CUP		1'36.032	0.277	0.015	20
5	38 IAQUINTA Simone	ITA	Ghinzani Arco Motorsport	Ghinzani Arco Motorsport	Porsche 992 GT3 CUP		1'36.092	0.337	0.060	23
6	28 AMATI Giorgio	ITA	Dinamic Motorsport	Dinamic Motorsport	Porsche 992 GT3 CUP		1'36.102	0.347	0.010	25
7	7 FERRARI Lorenzo	ITA	Raptor Engineering	Raptor Engineering	Porsche 992 GT3 CUP		1'36.209	0.454	0.107	24
8	14 AGOSTINI Riccardo	ITA	Scuderia Villorba Corse	Scuderia Villorba Corse	Porsche 992 GT3 CUP		1'36.381	0.626	0.172	19
9	17 FULGENZI Enrico	ITA	EF Group	EF Group	Porsche 992 GT3 CUP		1'36.402	0.647	0.021	21
10	32 QUARESMINI Gianmarco	ITA	Dinamic Motorsport	Dinamic Motorsport	Porsche 992 GT3 CUP		1'36.422	0.667	0.020	23
11	30 STRIGNANO Benedetto	ITA	Scuderia Villorba Corse	Scuderia Villorba Corse	Porsche 992 GT3 CUP		1'36.436	0.681	0.014	19
12	2 SLUTSKII Zakhar	ISR	Target Competition	Target Competition	Porsche 992 GT3 CUP		1'36.467	0.712	0.031	25
13	3 CERQUI Alberto	ITA	Bedriver	Bedriver	Porsche 992 GT3 CUP		1'36.480	0.725	0.013	25
14	9 FONTANA Andrea	ITA	Ebimotors	Ebimotors	Porsche 992 GT3 CUP		1'36.531	0.776	0.051	24
15	11 CAGLIONI Leonardo	ITA	Ombra Racing	Ombra Racing	Porsche 992 GT3 CUP		1'36.574	0.819	0.043	25
16	52 DE AMICIS Alberto	ITA	Ebimotors	Ebimotors	Porsche 992 GT3 CUP	MC	1'36.687	0.932	0.113	18
17	27 LAURINI Lodovico	ITA	Dinamic Motorsport	Dinamic Motorsport	Porsche 992 GT3 CUP		1'36.774	1.019	0.087	25
18	6 GUIRRETI Giuseppe	ITA	Raptor Engineering	Raptor Engineering	Porsche 992 GT3 CUP		1'36.823	1.068	0.049	25
19	12 LING Kang	CHN	Ombra Racing	Ombra Racing	Porsche 992 GT3 CUP		1'36.828	1.073	0.005	23
20	8 LORENZO Jorge	ESP	Ghinzani Arco Motorsport	Team Q8 Hi-Perform	Porsche 992 GT3 CUP		1'36.878	1.123	0.050	22
21	10 ARMANNI Pietro	ITA	Ombra Racing	Ombra Racing	Porsche 992 GT3 CUP		1'36.886	1.131	0.008	23
22	22 SLUTSKII Artem	ISR	Target Competition	Target Competition	Porsche 992 GT3 CUP		1'37.037	1.282	0.151	26
23	51 GNEMMI Paolo	ITA	Ebimotors	Ebimotors	Porsche 992 GT3 CUP	MC	1'37.622	1.867	0.585	23
24	50 FENICI Francesco Maria	ITA	AB Racing	AB Racing	Porsche 992 GT3 CUP	MC	1'37.650	1.895	0.028	26
25	24 PAPADOPULOS Alexandre	USA	Tsunami RT	Tsunami RT	Porsche 992 GT3 CUP		1'37.703	1.948	0.053	23
26	67 DE GIACOMI Alex	ITA	Tsunami RT	Tsunami RT	Porsche 992 GT3 CUP	MC	1'37.798	2.043	0.095	22
27	70 GIORGI Gianluca	ITA	Bedriver	Bedriver	Porsche 992 GT3 CUP	MC	1'37.865	2.110	0.067	22
28	55 SCANZI Carlo	ITA	Ghinzani Arco Motorsport	Ghinzani Arco Motorsport	Porsche 992 GT3 CUP	MC	1'38.262	2.507	0.397	27
29	69 MONTAGNESE Massimiliano	ITA	Team Malucelli	Team Malucelli	Porsche 992 GT3 CUP	MC	1'38.263	2.508	0.001	26
30	85 ROVIDA Matteo	ITA	The Driving Experiences	The Driving Experiences	Porsche 992 GT3 CUP	MC	1'38.315	2.560	0.052	21
31	64 SELVA Livio	ITA	Ghinzani Arco Motorsport	Ghinzani Arco Motorsport	Porsche 992 GT3 CUP	MC	1'38.479	2.724	0.164	20
32	89 HAN Huilin	CHN	AB Racing	AB Racing	Porsche 992 GT3 CUP	MC	1'39.051	3.296	0.572	23
33	60 GALASSI Marco	SMR	Team Malucelli	Team Malucelli	Porsche 992 GT3 CUP	MC	1'39.555	3.800	0.504	28
34	79 ZELGER Johannes	ITA	Tsunami RT	Tsunami RT	Porsche 992 GT3 CUP	MC	1'39.580	3.825	0.025	21
35	77 LEVY Andrea	ITA	Raptor Engineering	Raptor Engineering	Porsche 992 GT3 CUP	MC	1'41.171	5.416	1.591	26

Umidità	54%	ARIA	20°C
Condizioni	DRY	Pista	39°C

Direttore di Gara : Fabrizio Fondacci

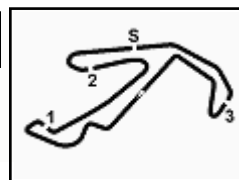
Direttore di Prova : Massimiliano Ghinassi

Inizio 05/05/2023 15:24
Fine 16:26

Esposta alle:

Powered by FIGR PERUGIA TIMING





ACI Racing Weekend Misano, 6-7 Maggio 2023

Porsche Carrera Cup Italia - Classifica Prove Libere 1

Misano Circuit Sic 58 4.226 m

2 / 4

Penalty and Infringement

15.29	2	Z. SLUTSKII	Time Deleted (1'39.919) - Exceeded Track Limits - Turn 6
15.30	27	L. LAURINI	Time Deleted (2'05.638) - Exceeded Track Limits - Turn 8
15.31	70	G. GIORGI	Time Deleted (1'43.077) - Exceeded Track Limits - Turn 3
15.31	15	A. FESTANTE	Time Deleted (1'38.462) - Exceeded Track Limits - Turn 6
15.31	10	P. ARMANNI	Time Deleted (1'38.122) - Exceeded Track Limits - Turn 6
15.31	38	S. IAQUINTA	Time Deleted (2'01.783) - Exceeded Track Limits - Turn 8
15.31	14	R. AGOSTINI	Time Deleted (1'37.389) - Exceeded Track Limits - Turn 6
15.32	21	D. BERTONELLI	Time Deleted (1'37.841) - Exceeded Track Limits - Turn 13
15.32	27	L. LAURINI	Time Deleted (1'39.399) - Exceeded Track Limits - Turn 3
15.32	22	A. SLUTSKII	Time Deleted (1'57.707) - Exceeded Track Limits - Turn 6
15.33	2	Z. SLUTSKII	Time Deleted (1'39.630) - Exceeded Track Limits - Turn 8
15.33	14	R. AGOSTINI	Time Deleted (1'38.596) - Exceeded Track Limits - Turn 3
15.33	6	G. GUIRRERI	Time Deleted (1'38.197) - Exceeded Track Limits - Turn 3
15.34	10	P. ARMANNI	Time Deleted (1'37.549) - Exceeded Track Limits - Turn 16
15.34	60	M. GALASSI	Time Deleted (1'41.146) - Exceeded Track Limits - Turn 8
15.34	89	H. HAN	Time Deleted (1'39.954) - Exceeded Track Limits - Turn 3
15.34	11	L. CAGLIONI	Time Deleted (1'38.131) - Exceeded Track Limits - Turn 13
15.34	2	Z. SLUTSKII	Time Deleted (1'38.503) - Exceeded Track Limits - Turn 8
15.35	10	P. ARMANNI	Time Deleted (1'37.631) - Exceeded Track Limits - Turn 8
15.35	14	R. AGOSTINI	Time Deleted (2'08.489) - Exceeded Track Limits - Turn 3
15.35	79	J. ZELGER	Time Deleted (1'40.815) - Exceeded Track Limits - Turn 8
15.36	70	G. GIORGI	Time Deleted (1'43.760) - Exceeded Track Limits - Turn 6
15.36	89	H. HAN	Time Deleted (2'35.178) - Exceeded Track Limits - Turn 3
15.38	15	A. FESTANTE	Time Deleted (4'10.632) - Exceeded Track Limits - Turn 6
15.38	67	A. DE GIACOMI	Time Deleted (1'39.948) - Exceeded Track Limits - Turn 6
15.38	79	J. ZELGER	Time Deleted (1'40.654) - Exceeded Track Limits - Turn 8
15.39	89	H. HAN	Time Deleted (1'40.819) - Exceeded Track Limits - Turn 3
15.40	7	L. FERRARI	Time Deleted (1'36.233) - Exceeded Track Limits - Turn 6
15.40	6	G. GUIRRERI	Time Deleted (1'47.178) - Exceeded Track Limits - Turn 6
15.40	50	F. FENICI	Time Deleted (1'38.767) - Exceeded Track Limits - Turn 3
15.41	3	A. CERQUI	Time Deleted (1'44.175) - Exceeded Track Limits - Turn 6
15.41	8	J. LORENZO	Time Deleted (1'40.418) - Exceeded Track Limits - Turn 6
15.42	32	G. QUARESMINI	Time Deleted (1'36.833) - Exceeded Track Limits - Turn 16
15.42	89	H. HAN	Time Deleted (1'41.301) - Exceeded Track Limits - Turn 3
15.43	67	A. DE GIACOMI	Time Deleted (1'40.374) - Exceeded Track Limits - Turn 16
15.43	25	L. TEN VOORDE	Time Deleted (8'03.104) - Exceeded Track Limits - Turn 6
15.44	11	L. CAGLIONI	Time Deleted (1'37.137) - Exceeded Track Limits - Turn 8
15.44	79	J. ZELGER	Time Deleted (1'40.525) - Exceeded Track Limits - Turn 8
15.44	2	Z. SLUTSKII	Time Deleted (1'38.140) - Exceeded Track Limits - Turn 6
15.44	8	J. LORENZO	Time Deleted (1'38.171) - Exceeded Track Limits - Turn 16
15.44	7	L. FERRARI	Current Lap Deleted - Exceeded Track Limits - Turn 6
15.44	11	L. CAGLIONI	Time Deleted (1'37.137) - Exceeded Track Limits - Turn 16
15.45	7	L. FERRARI	Current Lap Deleted - Exceeded Track Limits - Turn 8
15.45	21	D. BERTONELLI	Time Deleted (1'36.961) - Exceeded Track Limits - Turn 3
15.45	17	E. FULGENZI	Time Deleted (6'20.244) - Exceeded Track Limits - Turn 8
15.45	12	K. LING	Time Deleted (1'37.300) - Exceeded Track Limits - Turn 6
15.46	8	J. LORENZO	Time Deleted (1'38.310) - Exceeded Track Limits - Turn 16
15.47	8	J. LORENZO	Time Deleted (1'38.988) - Exceeded Track Limits - Turn 8
15.47	22	A. SLUTSKII	Time Deleted (1'37.561) - Exceeded Track Limits - Turn 3
15.48	9	A. FONTANA	Time Deleted (1'37.538) - Exceeded Track Limits - Turn 6
15.48	11	L. CAGLIONI	Time Deleted (1'37.576) - Exceeded Track Limits - Turn 6
15.48	85	M. ROVIDA	Time Deleted (1'38.626) - Exceeded Track Limits - Turn 8
15.49	55	C. SCANZI	Time Deleted (1'38.700) - Exceeded Track Limits - Turn 6
15.49	6	G. GUIRRERI	Time Deleted (2'05.581) - Exceeded Track Limits - Turn 13
15.51	11	L. CAGLIONI	Time Deleted (1'37.419) - Exceeded Track Limits - Turn 16
15.51	9	A. FONTANA	Time Deleted (1'37.206) - Exceeded Track Limits - Turn 8
15.52	79	J. ZELGER	Time Deleted (3'53.085) - Exceeded Track Limits - Turn 16
15.52	67	A. DE GIACOMI	Time Deleted (1'40.854) - Exceeded Track Limits - Turn 8
15.53	23	M. MALUCELLI	Time Deleted (1'36.846) - Exceeded Track Limits - Turn 6
15.53	25	L. TEN VOORDE	Time Deleted (1'37.086) - Exceeded Track Limits - Turn 6
15.53	3	A. CERQUI	Time Deleted (1'37.261) - Exceeded Track Limits - Turn 6
15.53	64	L. SELVA	Time Deleted (1'40.756) - Exceeded Track Limits - Turn 6

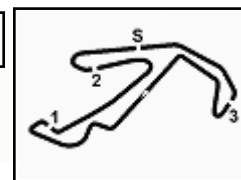
Direttore di Gara : Fabrizio Fondacci

Direttore di Prova : Massimiliano Ghinassi

Inizio 05/05/2023 15:24
Fine 16:26

Esposta alle:





ACI Racing Weekend Misano, 6-7 Maggio 2023

Porsche Carrera Cup Italia - Classifica Prove Libere 1

Misano Circuit Sic 58 4.226 m

3 / 4

15.54	77	A. LEVY	Time Deleted (1'58.700) - Exceeded Track Limits - Turn 8
15.54	32	G. QUARESMINI	Time Deleted (1'37.171) - Exceeded Track Limits - Turn 8
15.55	85	M. ROVIDA	Time Deleted (2'54.704) - Exceeded Track Limits - Turn 6
15.56	32	G. QUARESMINI	Time Deleted (1'36.948) - Exceeded Track Limits - Turn 6
15.56	8	J. LORENZO	Time Deleted (1'57.054) - Exceeded Track Limits - Turn 8
15.57	3	A. CERQUI	Time Deleted (1'39.819) - Exceeded Track Limits - Turn 8
15.57	2	Z. SLUTSKII	Time Deleted (1'38.296) - Exceeded Track Limits - Turn 16
15.58	8	J. LORENZO	Stop penalty 10 min in pit lane
15.58	8	J. LORENZO	Time Deleted (12'28.780) - Exceeded Track Limits - Turn 8
15.58	67	A. DE GIACOMI	Time Deleted (1'44.234) - Exceeded Track Limits - Turn 16
15.58	24	A. PAPADOPULOS	Time Deleted (1'37.647) - Exceeded Track Limits - Turn 8
15.59	89	H. HAN	Time Deleted (1'41.401) - Exceeded Track Limits - Turn 8
15.59	10	P. ARMANNI	Time Deleted (1'37.282) - Exceeded Track Limits - Turn 6
15.59	12	K. LING	Time Deleted (1'37.666) - Exceeded Track Limits - Turn 13
16.00	55	C. SCANZI	Time Deleted (1'40.265) - Exceeded Track Limits - Turn 6
16.00	24	A. PAPADOPULOS	Time Deleted (1'49.930) - Exceeded Track Limits - Turn 6
16.00	89	H. HAN	Time Deleted (1'55.973) - Exceeded Track Limits - Turn 3
16.01	10	P. ARMANNI	Time Deleted (1'37.268) - Exceeded Track Limits - Turn 6
16.01	89	H. HAN	Stop penalty 10 min in pit lane
16.01	51	P. GNEMMI	Time Deleted (1'42.527) - Exceeded Track Limits - Turn 3
16.01	3	A. CERQUI	Time Deleted (1'36.960) - Exceeded Track Limits - Turn 3
16.02	67	A. DE GIACOMI	Time Deleted (1'38.500) - Exceeded Track Limits - Turn 16
16.03	38	S. IAQUINTA	Time Deleted (2'00.283) - Exceeded Track Limits - Turn 16
16.03	23	M. MALUCELLI	Time Deleted (1'52.469) - Exceeded Track Limits - Turn 6
16.03	22	A. SLUTSKII	Time Deleted (1'49.768) - Exceeded Track Limits - Turn 6
16.04	11	L. CAGLIONI	Time Deleted (1'36.795) - Exceeded Track Limits - Turn 16
16.04	11	L. CAGLIONI	Stop penalty 10 min in pit lane
16.04	32	G. QUARESMINI	Time Deleted (1'51.620) - Exceeded Track Limits - Turn 8
16.05	38	S. IAQUINTA	Time Deleted (1'36.960) - Exceeded Track Limits - Turn 16
16.05	69	M. MONTAGNESE	Time Deleted (1'39.662) - Exceeded Track Limits - Turn 6
16.05	10	P. ARMANNI	Time Deleted (1'37.238) - Exceeded Track Limits - Turn 16
16.06			CAR N. 10 - 10 MINUTES TIME PENALTY
16.07	7	L. FERRARI	Time Deleted (1'37.043) - Exceeded Track Limits - Turn 8
16.08	2	Z. SLUTSKII	Time Deleted (1'52.564) - Exceeded Track Limits - Turn 6
16.08	3	A. CERQUI	Time Deleted (1'37.214) - Exceeded Track Limits - Turn 8
16.08			CAR N. 2 - 10 MINUTES TIME PENALTY
16.09	3	A. CERQUI	Time Deleted (1'37.107) - Exceeded Track Limits - Turn 6
16.10	27	L. LAURINI	Time Deleted (1'44.046) - Exceeded Track Limits - Turn 8
16.11	52	A. DE AMICIS	Current Lap Deleted - Exceeded Track Limits - Turn 6
16.11	23	M. MALUCELLI	Time Deleted (1'38.770) - Exceeded Track Limits - Turn 6
16.11	77	A. LEVY	Time Deleted (1'45.718) - Exceeded Track Limits - Turn 6
16.11	9	A. FONTANA	Time Deleted (1'36.520) - Exceeded Track Limits - Turn 8
16.12	79	J. ZELGER	Time Deleted (1'54.728) - Exceeded Track Limits - Turn 6
16.13			CAR N. 79 - 10 MINUTES TIME PENALTY
16.14	24	A. PAPADOPULOS	Time Deleted (1'37.855) - Exceeded Track Limits - Turn 16
16.16	25	L. TEN VOORDE	Time Deleted (1'36.088) - Exceeded Track Limits - Turn 13
16.16	32	G. QUARESMINI	Time Deleted (1'36.408) - Exceeded Track Limits - Turn 16
16.17	30	B. STRIGNANO	Time Deleted (1'36.379) - Exceeded Track Limits - Turn 6
16.17	77	A. LEVY	Time Deleted (1'41.317) - Exceeded Track Limits - Turn 3
16.18	50	F. FENICI	Time Deleted (1'39.222) - Exceeded Track Limits - Turn 13
16.18	14	R. AGOSTINI	Time Deleted (2'11.595) - Exceeded Track Limits - Turn 3
16.19			CAR N. 14 - 10 MINUTES TIME PENALTY
16.19	77	A. LEVY	Time Deleted (1'52.321) - Exceeded Track Limits - Turn 6
16.19	69	M. MONTAGNESE	Time Deleted (1'39.259) - Exceeded Track Limits - Turn 3
16.20	17	E. FULGENZI	Time Deleted (1'40.908) - Exceeded Track Limits - Turn 16
16.20	14	R. AGOSTINI	Time Deleted (1'47.246) - Exceeded Track Limits - Turn 6
16.21	30	B. STRIGNANO	Time Deleted (1'56.064) - Exceeded Track Limits - Turn 6
16.21	55	C. SCANZI	Time Deleted (1'39.924) - Exceeded Track Limits - Turn 6
16.21	28	G. AMATI	Time Deleted (1'36.717) - Exceeded Track Limits - Turn 8
16.21	9	A. FONTANA	Time Deleted (1'36.641) - Exceeded Track Limits - Turn 16
16.22	50	F. FENICI	Time Deleted (1'55.260) - Exceeded Track Limits - Turn 6
16.22	6	G. GUIRRERI	Current Lap Deleted - Exceeded Track Limits - Turn 6
16.22	28	G. AMATI	Time Deleted (1'36.717) - Exceeded Track Limits - Turn 16
16.22	55	C. SCANZI	Time Deleted (1'38.097) - Exceeded Track Limits - Turn 6

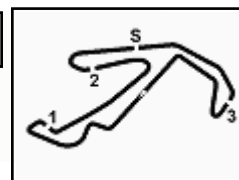
Direttore di Gara : Fabrizio Fondacci

Direttore di Prova : Massimiliano Ghinassi

Inizio 05/05/2023 15:24
Fine 16:26

Esposta alle:





ACI Racing Weekend Misano, 6-7 Maggio 2023

Porsche Carrera Cup Italia - Classifica Prove Libere 1

Misano Circuit Sic 58 4.226 m

4 / 4

16.22	28	G. AMATI	Time Deleted (1'53.453) - Exceeded Track Limits - Turn 6
16.22	27	L. LAURINI	Time Deleted (1'37.023) - Exceeded Track Limits - Turn 6
16.23	77	A. LEVY	Time Deleted (1'49.131) - Exceeded Track Limits - Turn 6
16.23	24	A. PAPADOPULOS	Time Deleted (1'40.001) - Exceeded Track Limits - Turn 8
16.23	7	L. FERRARI	Time Deleted (1'36.644) - Exceeded Track Limits - Turn 8
16.23	15	A. FESTANTE	Time Deleted (1'36.408) - Exceeded Track Limits - Turn 16
16.23	32	G. QUARESMINI	Current Lap Deleted - Exceeded Track Limits - Turn 6
16.24	38	S. IAQUINTA	Time Deleted (1'36.463) - Exceeded Track Limits - Turn 16
16.25	77	A. LEVY	Time Deleted (1'49.904) - Exceeded Track Limits - Turn 3

Fastest Laps Sequence

Num.	Concorrente	Naz	Team	Auto	Local Time	Tempo	Dist.	Media
10	P. ARMANNI	ITA	Ombra Racing	Porsche 992 GT3 CUP	15:29'07.297	1'45.392		144,353
14	R. AGOSTINI	ITA	Scuderia Villorba Corse	Porsche 992 GT3 CUP	15:29'44.995	1'43.152	-2.240	147,487
15	A. FESTANTE	ITA	Dinamic Motorsport	Porsche 992 GT3 CUP	15:30'49.430	1'39.032	-4.120	153,623
9	A. FONTANA	ITA	Ebimotors	Porsche 992 GT3 CUP	15:32'44.175	1'37.911	-1.121	155,382
15	A. FESTANTE	ITA	Dinamic Motorsport	Porsche 992 GT3 CUP	15:34'05.803	1'37.911		155,382
21	D. BERTONELLI	ITA	Bonaldi Motorsport	Porsche 992 GT3 CUP	15:34'08.492	1'37.517	-0.394	156,010
21	D. BERTONELLI	ITA	Bonaldi Motorsport	Porsche 992 GT3 CUP	15:35'45.660	1'37.168	-0.349	156,570
30	B. STRIGNANO	ITA	Scuderia Villorba Corse	Porsche 992 GT3 CUP	15:36'35.984	1'37.057	-0.111	156,749
3	A. CERQUI	ITA	Bedriver	Porsche 992 GT3 CUP	15:38'54.369	1'36.518	-0.539	157,624
3	A. CERQUI	ITA	Bedriver	Porsche 992 GT3 CUP	15:40'30.849	1'36.480	-0.038	157,687
23	M. MALUCELLI	ITA	Team Malucelli	Porsche 992 GT3 CUP	15:41'37.167	1'36.257	-0.223	158,052
23	M. MALUCELLI	ITA	Team Malucelli	Porsche 992 GT3 CUP	15:43'13.424	1'36.257		158,052
7	L. FERRARI	ITA	Raptor Engineering	Porsche 992 GT3 CUP	15:44'14.384	1'36.209	-0.048	158,131
21	D. BERTONELLI	ITA	Bonaldi Motorsport	Porsche 992 GT3 CUP	16:04'52.973	1'36.197	-0.012	158,150
21	D. BERTONELLI	ITA	Bonaldi Motorsport	Porsche 992 GT3 CUP	16:06'29.005	1'36.032	-0.165	158,422
23	M. MALUCELLI	ITA	Team Malucelli	Porsche 992 GT3 CUP	16:10'27.779	1'36.002	-0.030	158,472
23	M. MALUCELLI	ITA	Team Malucelli	Porsche 992 GT3 CUP	16:13'42.479	1'35.930	-0.072	158,591
25	L. TEN VOORDE	NLD	EF Group	Porsche 992 GT3 CUP	16:18'13.604	1'35.755	-0.175	158,880

Direttore di Gara : Fabrizio Fondacci

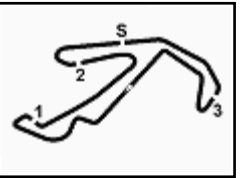
Direttore di Prova : Massimiliano Ghinassi

05/05/2023 Inizio 15:24 Fine 16:26

Esposta alle:

Powered by FIGR PERUGIA TIMING





MIGLIOR GIRO			
1	25 TEN VOORDE Larry	Porsche 992 GT3 CUP	1'35.755
2	23 MALUCELLI Matteo	Porsche 992 GT3 CUP	1'35.930
3	15 FESTANTE Aldo	Porsche 992 GT3 CUP	1'36.017
4	21 BERTONELLI Diego	Porsche 992 GT3 CUP	1'36.032
5	38 IAQUINTA Simone	Porsche 992 GT3 CUP	1'36.092
6	28 AMATI Giorgio	Porsche 992 GT3 CUP	1'36.102
7	7 FERRARI Lorenzo	Porsche 992 GT3 CUP	1'36.209
8	14 AGOSTINI Riccardo	Porsche 992 GT3 CUP	1'36.381
9	17 FULGENZI Enrico	Porsche 992 GT3 CUP	1'36.402
10	32 QUARESMINI Gianmarco	Porsche 992 GT3 CUP	1'36.422
11	30 STRIGNANO Benedetto	Porsche 992 GT3 CUP	1'36.436
12	2 SLUTSKII Zakhar	Porsche 992 GT3 CUP	1'36.467
13	3 CERQUI Alberto	Porsche 992 GT3 CUP	1'36.480
14	9 FONTANA Andrea	Porsche 992 GT3 CUP	1'36.531
15	11 CAGLIONI Leonardo	Porsche 992 GT3 CUP	1'36.574
16	52 DE AMICIS Alberto	Porsche 992 GT3 CUP	1'36.687
17	27 LAURINI Lodovico	Porsche 992 GT3 CUP	1'36.774
18	6 GUIRRETI Giuseppe	Porsche 992 GT3 CUP	1'36.823
19	12 LING Kang	Porsche 992 GT3 CUP	1'36.828
20	8 LORENZO Jorge	Porsche 992 GT3 CUP	1'36.878
21	10 ARMANNI Pietro	Porsche 992 GT3 CUP	1'36.886
22	22 SLUTSKII Artem	Porsche 992 GT3 CUP	1'37.037
23	51 GNEMMI Paolo	Porsche 992 GT3 CUP	1'37.622
24	50 FENICI Francesco Maria	Porsche 992 GT3 CUP	1'37.650
25	24 PAPADOPULOS Alexandre	Porsche 992 GT3 CUP	1'37.703
26	67 DE GIACOMI Alex	Porsche 992 GT3 CUP	1'37.798
27	70 GIORGI Gianluca	Porsche 992 GT3 CUP	1'37.865
28	55 SCANZI Carlo	Porsche 992 GT3 CUP	1'38.262
29	69 MONTAGNESE Massimiliano	Porsche 992 GT3 CUP	1'38.263
30	85 ROVIDA Matteo	Porsche 992 GT3 CUP	1'38.315
31	64 SELVA Livio	Porsche 992 GT3 CUP	1'38.479
32	89 HAN Huilin	Porsche 992 GT3 CUP	1'39.051
33	60 GALASSI Marco	Porsche 992 GT3 CUP	1'39.555
34	79 ZELGER Johannes	Porsche 992 GT3 CUP	1'39.580
35	77 LEVY Andrea	Porsche 992 GT3 CUP	1'41.171

SPEED			
1	50 FENICI Francesco Maria	Porsche 992 GT3 CUP	218,2
2	23 MALUCELLI Matteo	Porsche 992 GT3 CUP	217,7
3	30 STRIGNANO Benedetto	Porsche 992 GT3 CUP	217,7
4	15 FESTANTE Aldo	Porsche 992 GT3 CUP	217,7
5	52 DE AMICIS Alberto	Porsche 992 GT3 CUP	217,3
6	11 CAGLIONI Leonardo	Porsche 992 GT3 CUP	217,3
7	10 ARMANNI Pietro	Porsche 992 GT3 CUP	217,3
8	21 BERTONELLI Diego	Porsche 992 GT3 CUP	217,3
9	17 FULGENZI Enrico	Porsche 992 GT3 CUP	217,3
10	2 SLUTSKII Zakhar	Porsche 992 GT3 CUP	217,3
11	22 SLUTSKII Artem	Porsche 992 GT3 CUP	217,3
12	32 QUARESMINI Gianmarco	Porsche 992 GT3 CUP	216,9
13	51 GNEMMI Paolo	Porsche 992 GT3 CUP	216,9
14	9 FONTANA Andrea	Porsche 992 GT3 CUP	216,9
15	85 ROVIDA Matteo	Porsche 992 GT3 CUP	216,9
16	3 CERQUI Alberto	Porsche 992 GT3 CUP	216,9
17	89 HAN Huilin	Porsche 992 GT3 CUP	216,9
18	25 TEN VOORDE Larry	Porsche 992 GT3 CUP	216,4
19	67 DE GIACOMI Alex	Porsche 992 GT3 CUP	216,4
20	79 ZELGER Johannes	Porsche 992 GT3 CUP	216,4
21	27 LAURINI Lodovico	Porsche 992 GT3 CUP	216,4
22	55 SCANZI Carlo	Porsche 992 GT3 CUP	216,4
23	64 SELVA Livio	Porsche 992 GT3 CUP	216,0
24	8 LORENZO Jorge	Porsche 992 GT3 CUP	216,0
25	7 FERRARI Lorenzo	Porsche 992 GT3 CUP	216,0
26	14 AGOSTINI Riccardo	Porsche 992 GT3 CUP	216,0
27	24 PAPADOPULOS Alexandre	Porsche 992 GT3 CUP	216,0
28	28 AMATI Giorgio	Porsche 992 GT3 CUP	215,6
29	12 LING Kang	Porsche 992 GT3 CUP	215,6
30	60 GALASSI Marco	Porsche 992 GT3 CUP	215,6
31	69 MONTAGNESE Massimiliano	Porsche 992 GT3 CUP	215,6
32	6 GUIRRETI Giuseppe	Porsche 992 GT3 CUP	215,6
33	70 GIORGI Gianluca	Porsche 992 GT3 CUP	215,1
34	38 IAQUINTA Simone	Porsche 992 GT3 CUP	215,1
35	77 LEVY Andrea	Porsche 992 GT3 CUP	213,9

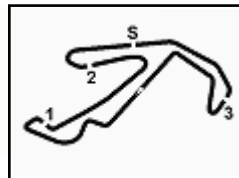
SEG. 1		
1	25 TEN VOORDE Larry	25.125
2	23 MALUCELLI Matteo	25.179
3	38 IAQUINTA Simone	25.187
4	15 FESTANTE Aldo	25.201
5	21 BERTONELLI Diego	25.206
6	28 AMATI Giorgio	25.233
7	3 CERQUI Alberto	25.264
8	7 FERRARI Lorenzo	25.292
9	8 LORENZO Jorge	25.309
10	6 GUIRRETI Giuseppe	25.387
11	9 FONTANA Andrea	25.387
12	2 SLUTSKII Zakhar	25.402
13	32 QUARESMINI Gianmarco	25.403
14	14 AGOSTINI Riccardo	25.426
15	11 CAGLIONI Leonardo	25.486
16	12 LING Kang	25.491
17	52 DE AMICIS Alberto	25.494
18	30 STRIGNANO Benedetto	25.510
19	17 FULGENZI Enrico	25.539
20	27 LAURINI Lodovico	25.575
21	51 GNEMMI Paolo	25.632
22	22 SLUTSKII Artem	25.650
23	10 ARMANNI Pietro	25.653
24	50 FENICI Francesco Maria	25.744
25	24 PAPADOPULOS Alexand	25.787
26	70 GIORGI Gianluca	25.808
27	85 ROVIDA Matteo	25.883
28	64 SELVA Livio	25.949
29	55 SCANZI Carlo	25.950
30	67 DE GIACOMI Alex	25.996
31	69 MONTAGNESE Massimil	26.024
32	60 GALASSI Marco	26.217
33	79 ZELGER Johannes	26.239
34	89 HAN Huilin	26.276
35	77 LEVY Andrea	26.563

SEG. 2		
1	32 QUARESMINI Gianmarco	22.519
2	30 STRIGNANO Benedetto	22.548
3	17 FULGENZI Enrico	22.551
4	25 TEN VOORDE Larry	22.567
5	14 AGOSTINI Riccardo	22.598
6	28 AMATI Giorgio	22.605
7	21 BERTONELLI Diego	22.611
8	7 FERRARI Lorenzo	22.612
9	23 MALUCELLI Matteo	22.616
10	11 CAGLIONI Leonardo	22.639
11	3 CERQUI Alberto	22.665
12	9 FONTANA Andrea	22.667
13	15 FESTANTE Aldo	22.684
14	22 SLUTSKII Artem	22.717
15	38 IAQUINTA Simone	22.730
16	52 DE AMICIS Alberto	22.743
17	27 LAURINI Lodovico	22.750
18	2 SLUTSKII Zakhar	22.781
19	10 ARMANNI Pietro	22.802
20	70 GIORGI Gianluca	22.809
21	8 LORENZO Jorge	22.824
22	12 LING Kang	22.847
23	67 DE GIACOMI Alex	22.889
24	55 SCANZI Carlo	22.910
25	24 PAPADOPULOS Alexand	22.922
26	6 GUIRRETI Giuseppe	22.951
27	69 MONTAGNESE Massimil	23.007
28	51 GNEMMI Paolo	23.041
29	50 FENICI Francesco Maria	23.052
30	64 SELVA Livio	23.094
31	79 ZELGER Johannes	23.097
32	85 ROVIDA Matteo	23.171
33	89 HAN Huilin	23.215
34	60 GALASSI Marco	23.296
35	77 LEVY Andrea	23.578

SEG. 3		
1	23 MALUCELLI Matteo	26.648
2	15 FESTANTE Aldo	26.708
3	32 QUARESMINI Gianmarco	26.709
4	25 TEN VOORDE Larry	26.767
5	21 BERTONELLI Diego	26.795
6	38 IAQUINTA Simone	26.838
7	8 LORENZO Jorge	26.853
8	52 DE AMICIS Alberto	26.876
9	7 FERRARI Lorenzo	26.877
10	14 AGOSTINI Riccardo	26.884
11	9 FONTANA Andrea	26.898
12	2 SLUTSKII Zakhar	26.900
13	11 CAGLIONI Leonardo	26.901
14	27 LAURINI Lodovico	26.927
15	3 CERQUI Alberto	26.939
16	30 STRIGNANO Benedetto	26.944
17	22 SLUTSKII Artem	26.952
18	28 AMATI Giorgio	26.967
19	17 FULGENZI Enrico	26.969
20	6 GUIRRETI Giuseppe	26.975
21	10 ARMANNI Pietro	26.984
22	12 LING Kang	27.020
23	24 PAPADOPULOS Alexand	27.121
24	85 ROVIDA Matteo	27.153
25	50 FENICI Francesco Maria	27.168
26	70 GIORGI Gianluca	27.203
27	55 SCANZI Carlo	27.205
28	67 DE GIACOMI Alex	27.210
29	51 GNEMMI Paolo	27.214
30	69 MONTAGNESE Massimil	27.451
31	89 HAN Huilin	27.486
32	64 SELVA Livio	27.500
33	79 ZELGER Johannes	27.654
34	60 GALASSI Marco	27.809
35	77 LEVY Andrea	28.010

SEG. 4		
1	23 MALUCELLI Matteo	21.159
2	25 TEN VOORDE Larry	21.190
3	17 FULGENZI Enrico	21.193
4	21 BERTONELLI Diego	21.210
5	28 AMATI Giorgio	21.257
6	14 AGOSTINI Riccardo	21.284
7	9 FONTANA Andrea	21.288
8	27 LAURINI Lodovico	21.289
9	38 IAQUINTA Simone	21.291
10	32 QUARESMINI Gianmarco	21.291
11	11 CAGLIONI Leonardo	21.306
12	15 FESTANTE Aldo	21.314
13	7 FERRARI Lorenzo	21.317
14	3 CERQUI Alberto	21.321
15	2 SLUTSKII Zakhar	21.325
16	6 GUIRRETI Giuseppe	21.326
17	10 ARMANNI Pietro	21.335
18	22 SLUTSKII Artem	21.367
19	30 STRIGNANO Benedetto	21.385
20	52 DE AMICIS Alberto	21.400
21	51 GNEMMI Paolo	21.420
22	12 LING Kang	21.431
23	8 LORENZO Jorge	21.445
24	50 FENICI Francesco Maria	21.490
25	67 DE GIACOMI Alex	21.518
26	24 PAPADOPULOS Alexand	21.572
27	69 MONTAGNESE Massimil	21.615
28	55 SCANZI Carlo	21.616
29	70 GIORGI Gianluca	21.623
30	64 SELVA Livio	21.782
31	85 ROVIDA Matteo	21.831
32	60 GALASSI Marco	21.903
33	89 HAN Huilin	21.953
34	79 ZELGER Johannes	22.196
35	77 LEVY Andrea	22.243





ACI Racing Weekend Misano, 6-7 Maggio 2023
Porsche Carrera Cup Italia - Ideal Time Prove Libere 1

Misano Circuit Sic 58 4.226 m
1 / 2

Num.	Conduattore	Auto	Seg. 1 Diff. 1	Seg. 2 Diff. 2	Seg. 3 Diff. 3	Seg. 4 Diff. 4	Ideal Time Miglior Giro	Pos.	Diff.
1	23 MALUCELLI M. (ITA)	Porsche 992 GT3 CUP	25.179 +0.011	22.616 +0.018	26.648 +0.184	21.159 +0.115	1'35.602 1'35.930	2	0.328
2	25 TEN VOORDE L. (NLD)	Porsche 992 GT3 CUP	25.125 +0.106	22.567	26.767	21.190	1'35.649 1'35.755	1	0.106
3	21 BERTONELLI D. (ITA)	Porsche 992 GT3 CUP	25.206 +0.051	22.611 +0.063	26.795 +0.096	21.210	1'35.822 1'36.032	4	0.210
4	15 FESTANTE A. (ITA)	Porsche 992 GT3 CUP	25.201 +0.010	22.684	26.708 +0.038	21.314 +0.062	1'35.907 1'36.017	3	0.110
5	32 QUARESMINI G. (ITA)	Porsche 992 GT3 CUP	25.403 +0.046	22.519 +0.256	26.709	21.291 +0.198	1'35.922 1'36.422	10	0.500
6	38 IAQUINTA S. (ITA)	Porsche 992 GT3 CUP	25.187	22.730 +0.046	26.838	21.291	1'36.046 1'36.092	5	0.046
7	28 AMATI G. (ITA)	Porsche 992 GT3 CUP	25.233 +0.038	22.605	26.967	21.257 +0.002	1'36.062 1'36.102	6	0.040
8	7 FERRARI L. (ITA)	Porsche 992 GT3 CUP	25.292	22.612 +0.043	26.877 +0.068	21.317	1'36.098 1'36.209	7	0.111
9	3 CERQUI A. (ITA)	Porsche 992 GT3 CUP	25.264	22.665 +0.007	26.939 +0.284	21.321	1'36.189 1'36.480	13	0.291
10	14 AGOSTINI R. (ITA)	Porsche 992 GT3 CUP	25.426 +0.106	22.598 +0.077	26.884 +0.006	21.284	1'36.192 1'36.381	8	0.189
11	9 FONTANA A. (ITA)	Porsche 992 GT3 CUP	25.387 +0.045	22.667 +0.139	26.898 +0.025	21.288 +0.082	1'36.240 1'36.531	14	0.291
12	17 FULGENZI E. (ITA)	Porsche 992 GT3 CUP	25.539	22.551	26.969 +0.074	21.193 +0.076	1'36.252 1'36.402	9	0.150
13	11 CAGLIONI L. (ITA)	Porsche 992 GT3 CUP	25.486	22.639 +0.082	26.901 +0.074	21.306 +0.086	1'36.332 1'36.574	15	0.242
14	30 STRIGNANO B. (ITA)	Porsche 992 GT3 CUP	25.510	22.548	26.944 +0.048	21.385 +0.001	1'36.387 1'36.436	11	0.049
15	2 SLUTSKII Z. (ISR)	Porsche 992 GT3 CUP	25.402	22.781 +0.030	26.900 +0.015	21.325 +0.014	1'36.408 1'36.467	12	0.059
16	8 LORENZO J. (ESP)	Porsche 992 GT3 CUP	25.309	22.824 +0.082	26.853 +0.206	21.445 +0.159	1'36.431 1'36.878	20	0.447
17	52 DE AMICIS A. (ITA)	Porsche 992 GT3 CUP	25.494 +0.073	22.743	26.876 +0.020	21.400 +0.081	1'36.513 1'36.687	16	0.174
18	27 LAURINI L. (ITA)	Porsche 992 GT3 CUP	25.575 +0.092	22.750	26.927	21.289 +0.141	1'36.541 1'36.774	17	0.233
19	6 GUIRRERI G. (ITA)	Porsche 992 GT3 CUP	25.387	22.951 +0.094	26.975	21.326 +0.090	1'36.639 1'36.823	18	0.184
20	22 SLUTSKII A. (ISR)	Porsche 992 GT3 CUP	25.650 +0.004	22.717	26.952 +0.187	21.367 +0.160	1'36.686 1'37.037	22	0.351
21	10 ARMANI P. (ITA)	Porsche 992 GT3 CUP	25.653 +0.010	22.802 +0.080	26.984	21.335 +0.022	1'36.774 1'36.886	21	0.112
22	12 LING K. (CHN)	Porsche 992 GT3 CUP	25.491	22.847 +0.009	27.020	21.431 +0.030	1'36.789 1'36.828	19	0.039
23	51 GNEMMI P. (ITA)	Porsche 992 GT3 CUP	25.632 +0.315	23.041	27.214	21.420	1'37.307 1'37.622	23	0.315
24	24 PAPADOPULOS A. (USA)	Porsche 992 GT3 CUP	25.787 +0.142	22.922	27.121	21.572 +0.159	1'37.402 1'37.703	25	0.301
25	70 GIORGI G. (ITA)	Porsche 992 GT3 CUP	25.808 +0.072	22.809	27.203 +0.218	21.623 +0.132	1'37.443 1'37.865	27	0.422
26	50 FENICI F. (ITA)	Porsche 992 GT3 CUP	25.744 +0.051	23.052	27.168 +0.015	21.490 +0.130	1'37.454 1'37.650	24	0.196
27	67 DE GIACOMI A. (ITA)	Porsche 992 GT3 CUP	25.996 +0.031	22.889 +0.039	27.210	21.518 +0.115	1'37.613 1'37.798	26	0.185
28	55 SCANZI C. (ITA)	Porsche 992 GT3 CUP	25.950 +0.236	22.910 +0.147	27.205 +0.198	21.616	1'37.681 1'38.262	28	0.581
29	85 ROVIDA M. (ITA)	Porsche 992 GT3 CUP	25.883 +0.039	23.171 +0.158	27.153	21.831 +0.080	1'38.038 1'38.315	30	0.277
30	69 MONTAGNESE M. (ITA)	Porsche 992 GT3 CUP	26.024 +0.085	23.007	27.451 +0.081	21.615	1'38.097 1'38.263	29	0.166
31	64 SELVA L. (ITA)	Porsche 992 GT3 CUP	25.949	23.094	27.500 +0.060	21.782 +0.094	1'38.325 1'38.479	31	0.154
32	89 HAN H. (CHN)	Porsche 992 GT3 CUP	26.276	23.215 +0.058	27.486 +0.017	21.953 +0.046	1'38.930 1'39.051	32	0.121
33	79 ZELGER J. (ITA)	Porsche 992 GT3 CUP	26.239 +0.276	23.097 +0.118	27.654	22.196	1'39.186 1'39.580	34	0.394

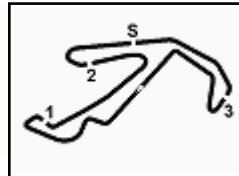
05/05/2023



PORSCHE

**CARRERA CUP
ITALIA**

1.3



ACI Racing Weekend Misano, 6-7 Maggio 2023
Porsche Carrera Cup Italia - Ideal Time Prove Libere 1

Misano Circuit Sic 58 4.226 m
2 / 2

Num. Conducente	Auto	Seg. 1	Seg. 2	Seg. 3	Seg. 4	Ideal Time			
		Diff. 1	Diff. 2	Diff. 3	Diff. 4	Miglior Giro	Pos.	Diff.	
34	60 GALASSI M. (SMR)	Porsche 992 GT3 CUP	26.217 +0.228	23.296	27.809 +0.017	21.903 +0.085	1'39.225 1'39.555	33	0.330
35	77 LEVY A. (ITA)	Porsche 992 GT3 CUP	26.563 +0.037	23.578 +0.263	28.010 +0.242	22.243 +0.235	1'40.394 1'41.171	35	0.777
Ideal Time Assoluto		25.125	22.519	26.648	21.159	1'35.451			

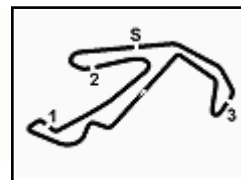
05/05/2023

Powered by FICr PERUGIA TIMING



ACI Racing Weekend Misano, 6-7 Maggio 2023
Porsche Carrera Cup Italia - Analisi Tempi Prove Libere 1

1.4



Misano Circuit Sic 58 4.226 m

1 / 8

2 Z. SLUTSKII (1'36.467)

Giro	Seg.1	Seg.2	Seg.3	Seg.4	T. Giro	km/h	Local Time
1		26.979	30.718	24.839	198,9	15:29'06.359	
2	26.624	23.724	27.643	21.928	1'39.919C	213,9	15:30'46.278
3	26.316	23.801	27.547	21.840	1'39.504	215,1	15:32'25.782
4	26.779	23.516	27.713	21.622	1'39.630C	215,1	15:34'05.412
5	26.241	23.203	27.415	21.644	1'38.503C	214,7	15:35'43.915
6	26.195	23.314	27.389	21.831	1'38.729	215,1	15:37'22.644
7	25.916	23.219	27.442	21.643	1'38.220	216,0	15:39'00.864
8	25.869	23.220	27.472	21.552	1'38.113	215,1	15:40'38.977
9	25.931	22.969	27.320	21.599	1'37.819	216,0	15:42'16.796
10	26.000	23.119	27.326	21.656	1'38.101	217,3	15:43'54.897
11	25.886	23.208	27.411	21.635	1'38.140C	215,6	15:45'33.037
12	26.169	23.211	27.379	21.602	1'38.361	216,0	15:47'11.398
13	26.142	23.106	27.479	21.561	1'38.288	215,6	15:48'49.686
14	25.937	23.172	27.359	21.643	1'38.111	215,1	15:50'27.797
15	25.920	23.012	27.341	21.541	1'37.814	214,7	15:52'05.611
16	25.908	23.006	27.172	21.832	1'37.918	216,4	15:53'43.529
17	26.049	23.170	27.562	22.111	1'38.892	215,6	15:55'22.421
18	26.214	23.149	27.362	21.571	1'38.296C	216,0	15:57'00.717
19	25.970	23.148	27.334	21.563	1'38.015	216,0	15:58'38.732
20	26.137	23.243	27.263	21.575	1'38.218	216,4	16:00'16.950
21	26.920	23.697	28.248	35.055	1'53.920P	213,9	16:02'10.870
22	3'54.152	27.345	30.655	21.902	5'14.054P	183,1	16:07'24.924
23	25.606	23.932	28.401	34.625	1'52.564CP	214,3	16:09'17.488
24	10'41.437	27.925	31.269	22.545	12'03.176P	177,0	16:21'20.664
25	25.642	22.781	27.030	21.325	1'36.778	216,4	16:22'57.442
26	25.402	22.811	26.915	21.339	1'36.467	216,0	16:24'33.909

7 L. FERRARI (1'36.209)

Giro	Seg.1	Seg.2	Seg.3	Seg.4	T. Giro	km/h	Local Time
1							15:35'30.606
2	48.003	28.146	32.088	23.775	2'12.012P	203,8	15:37'42.618
3	28.565	24.416	27.936	21.646	1'42.563	210,1	15:39'25.181
4	25.390	22.749	26.720	21.374	1'36.233C	215,1	15:41'01.414
5	25.387	22.938	27.101	21.335	1'36.761	214,7	15:42'38.175
6	25.292	22.655	26.945	21.317	1'36.209	214,3	15:44'14.384
7	25.365	22.891	27.527	6'25.314	7'41.097P	214,7	15:51'55.481
8	44.280	25.685	28.269	22.144	2'00.378P	211,4	15:53'55.859
9	25.498	22.805	26.877	21.748	1'36.928	214,3	15:55'32.787
10	25.374	22.919	26.976	21.323	1'36.592	214,7	15:57'09.379
11	25.428	22.669	26.894	21.428	1'36.419	215,6	15:58'45.798
12	25.382	22.743	27.311	21.552	1'36.988	214,3	16:00'22.786
13	25.559	23.040	27.043	21.557	1'37.199	214,3	16:01'59.985
14	26.092	23.612	27.155	21.473	1'38.332	214,7	16:03'38.317
15	25.528	22.790	27.139	21.506	1'36.963	215,1	16:05'15.280
16	25.560	22.805	27.111	21.508	1'36.984	214,7	16:06'52.264
17	25.627	22.777	27.005	21.634	1'37.043C	214,7	16:08'29.307
18	25.659	22.849	27.230	21.881	1'37.619	216,0	16:10'06.926
19	25.908	22.859	28.405	4'37.475	5'54.647P	215,1	16:16'01.573
20	45.207	24.848	27.671	21.643	1'59.369P	213,4	16:18'00.942
21	25.946	22.915	27.018	23.126	1'39.005	216,0	16:19'39.947
22	25.575	22.769	26.883	21.522	1'36.749	215,1	16:21'16.696
23	25.681	22.743	27.032	21.503	1'36.959	215,6	16:22'53.655
24	25.523	22.612	26.987	21.522	1'36.644C	215,6	16:24'30.299
25	26.467	24.119	27.833	22.094	1'40.513	214,3	16:26'10.812

8 J. LORENZO (1'36.878)

Giro	Seg.1	Seg.2	Seg.3	Seg.4	T. Giro	km/h	Local Time
1							15:28'26.290
2	49.769	26.802	30.255	23.607	2'10.433P	200,4	15:30'36.723
3	29.251	24.448	27.925	2'22.626	3'44.250P	213,0	15:34'20.973
4	47.242	25.895	27.579	21.879	2'02.595P	212,6	15:36'23.568
5	25.845	23.202	27.276	21.642	1'37.965	214,7	15:38'01.533
6	25.854	23.074	27.348	21.657	1'37.933	215,1	15:39'39.466
7	25.694	23.113	27.187	21.592	1'37.586	215,6	15:41'17.052
8	27.725	23.241	27.424	22.028	1'40.418C	214,7	15:42'57.470
9	25.887	23.001	27.300	21.983	1'38.171C	215,6	15:44'35.641

6 G. GUIRRIERI (1'36.823)

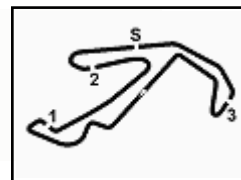
Giro	Seg.1	Seg.2	Seg.3	Seg.4	T. Giro	km/h	Local Time
1							15:27'10.226
2	53.091	30.043	34.840	25.695	2'23.669P	164,6	15:29'33.895
3	30.061	27.200	33.104	22.539	1'52.904	162,9	15:31'26.799

05/05/2023

P = Box In/Out - C = Tempo Invalidato



ACI Racing Weekend Misano, 6-7 Maggio 2023
Porsche Carrera Cup Italia - Analisi Tempi Prove Libere 1



Misano Circuit Sic 58.4.226 m

10	25.823	23.202	27.413	21.872	1'38.310C	215,6	15:46'13.951	19	25.767	22.992	26.985	21.524	1'37.268C	217,3	16:02'17.435		
11	25.907	23.538	27.684	21.859	1'38.988C	215,1	15:47'52.939	20	25.769	22.969	27.167	21.442	1'37.347	216,4	16:03'54.782		
12	25.833	23.091	27.418	21.874	1'38.216	215,6	15:49'31.155	21	25.653	22.999	27.129	21.457	1'37.238C	216,4	16:05'32.020		
13	25.825	23.386	27.311	5'01.923	6'18.445P	214,7	15:55'49.600	22	27.195	23.402	27.625	13'32.164	14'50.386P	216,9	16:20'22.406		
14	44.182	23.702	27.255	21.915	1'57.054CP	213,9	15:57'46.654	23	43.531	24.042	27.745	22.438	1'57.756P	210,1	16:22'20.162		
15	25.784	23.045	27.459	11'12.492	12'28.780CP	215,6	16:10'15.434	24	25.824	23.140	30.059	21.793	1'40.816	215,1	16:24'00.978		
16	45.241	24.693	27.969	22.112	2'00.015P	207,7	16:12'15.449										
17	25.624	22.956	27.050	21.513	1'37.143	214,7	16:13'52.592										
18	25.343	23.019	26.955	21.725	1'37.042	215,6	16:15'29.634										
19	25.309	22.906	27.059	21.604	1'36.878	216,0	16:17'06.512										
20	25.449	22.824	26.853	1'53.278	3'08.404P	216,0	16:20'14.916										
21	47.338	23.154	27.189	21.445	1'59.126P	214,3	16:22'14.042										
22	25.487	22.978	27.183	21.487	1'37.135	215,1	16:23'51.177										
23	25.728	23.174	27.242	21.669	1'37.813	215,6	16:25'28.990										

11 L. CAGLIONI (1'36.574)

Giro	Seg.1	Seg.2	Seg.3	Seg.4	T. Giro	km/h	Local Time
1							15:25'42.192
2	1'00.055	26.404	30.514	1'58.091	3'55.064P	190,5	15:29'37.256
3	52.072	25.337	29.287	22.082	2'08.778P	211,4	15:31'46.034
4	26.235	23.398	27.383	21.765	1'38.781	215,1	15:33'24.815
5	26.335	22.866	27.158	21.772	1'38.131C	215,6	15:35'02.946
6	25.961	22.740	27.234	21.510	1'37.445	216,0	15:36'40.391
7	25.679	22.967	27.103	22.034	1'37.783	216,4	15:38'18.174
8	25.731	22.723	27.010	21.544	1'37.008	216,0	15:39'55.182
9	25.815	22.794	27.737	21.502	1'37.848	215,6	15:41'33.030
10	25.608	22.787	26.964	21.512	1'36.871	215,6	15:43'09.901
11	25.837	22.876	27.048	21.376	1'37.137C	216,4	15:44'47.038
12	25.690	22.818	26.901	21.764	1'37.173	216,9	15:46'24.211
13	25.745	22.800	26.914	21.693	1'37.152	216,0	15:48'01.363
14	25.729	23.019	27.114	21.714	1'37.576C	216,0	15:49'38.939
15	25.953	22.772	27.130	21.564	1'37.419C	216,9	15:51'16.358
16	26.869	23.357	27.494	6'08.007	7'25.727P	216,4	15:58'42.085
17	44.726	23.351	27.085	21.572	1'56.734P	215,1	16:00'38.819
18	25.753	22.832	26.941	21.526	1'37.052	216,0	16:02'15.871
19	25.666	22.760	26.916	21.453	1'36.795C	216,0	16:03'52.666
20	25.668	22.759	26.955	21.903	1'37.285	216,4	16:05'29.951
21	25.486	22.721	26.975	21.392	1'36.574	215,6	16:07'06.525
22	25.539	22.909	27.503	10'26.017	11'41.968P	215,6	16:18'48.493
23	45.804	26.486	27.489	22.304	2'02.083P	214,7	16:20'50.576
24	25.756	22.926	27.827	21.306	1'37.815	216,4	16:22'28.391
25	25.681	22.639	27.043	21.356	1'36.719	217,3	16:24'05.110
26	25.654	22.744	26.998	21.658	1'37.054	216,9	16:25'42.164

12 K. LING (1'36.828)

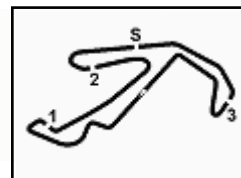
Giro	Seg.1	Seg.2	Seg.3	Seg.4	T. Giro	km/h	Local Time
1							15:25'01.937
2	1'18.710	28.146	36.292	27.885	2'51.033P	152,1	15:27'52.970
3	28.853	26.210	29.968	22.949	1'47.980	196,4	15:29'40.950
4	26.813	24.335	30.346	22.591	1'44.085	213,4	15:31'25.035
5	26.073	23.072	27.256	21.710	1'38.111	215,1	15:33'03.146
6	25.935	22.936	27.164	21.726	1'37.761	214,7	15:34'40.907
7	25.981	23.080	27.412	24.105	1'40.578	214,7	15:36'21.485
8	25.946	23.018	27.768	3'48.380	5'05.112P	213,0	15:41'26.597
9	41.994	23.512	27.266	21.570	1'54.342P	213,4	15:43'20.939
10	25.676	22.990	27.039	21.826	1'37.531	214,7	15:44'58.470
11	25.705	22.925	27.133	21.537	1'37.300C	213,9	15:46'35.770
12	25.667	22.973	27.182	21.485	1'37.307	215,1	15:48'13.077
13	27.243	23.772	27.564	6'43.311	8'01.890P	214,7	15:56'14.967
14	48.359	27.730	30.123	23.266	2'09.478P	178,5	15:58'24.445
15	25.730	23.076	27.129	21.731	1'37.666C	214,3	16:00'02.111
16	25.911	23.078	29.844	23.662	1'42.495	207,3	16:01'44.606
17	25.730	23.141	27.166	21.431	1'37.468	214,7	16:03'22.074
18	26.277	23.406	27.785	3'19.574	4'37.042P	214,7	16:07'59.116
19	44.172	28.778	33.964	25.952	2'12.866P	161,4	16:10'11.982
20	30.776	25.080	29.072	21.963	1'46.891	194,6	16:11'58.873
21	28.477	25.450	28.078	23.811	1'45.816	202,6	16:13'44.689
22	25.565	23.042	27.085	21.546	1'37.238	214,7	16:15'21.927
23	25.641	22.847	27.576	21.517	1'37.581	213,9	16:16'59.508
24	25.491	22.856	27.020	21.461	1'36.828	215,6	16:18'36.336

10 P. ARMANNI (1'36.886)

Giro	Seg.1	Seg.2	Seg.3	Seg.4	T. Giro	km/h	Local Time
1		27.583	29.867	23.763		208,9	15:27'21.905
2	28.660	24.399	29.094	23.239	1'45.392	211,4	15:29'07.297
3	27.503	24.047	30.828	21.703	1'44.081	173,1	15:30'51.378
4	25.809	23.083	27.569	21.661	1'38.122C	215,1	15:32'29.500
5	25.752	22.945	27.183	21.669	1'37.549C	215,6	15:34'07.049
6	25.727	22.969	27.311	21.624	1'37.631C	215,1	15:35'44.680
7	25.973	23.187	27.805	2'14.200	3'31.165P	214,7	15:39'15.845
8	43.550	23.395	27.270	21.642	1'55.857P	215,1	15:41'11.702
9	25.882	22.946	29.721	22.612	1'41.161	202,6	15:42'52.863
10	25.663	22.882	26.984	21.357	1'36.886	216,9	15:44'29.749
11	25.660	23.063	27.412	21.923	1'38.058	216,0	15:46'07.807
12	25.831	23.099	27.395	21.432	1'37.757	214,3	15:47'45.564
13	25.840	23.038	27.391	21.335	1'37.604	215,6	15:49'23.168
14	25.811	22.942	27.202	21.652	1'37.607	216,0	15:51'00.775
15	25.667	22.802	27.131	21.428	1'37.028	215,6	15:52'37.803
16	27.262	23.178	27.411	3'12.692	4'30.543P	215,6	15:57'08.346
17	41.953	23.692	27.419	21.475	1'54.539P	214,7	15:59'02.885
18	25.729	22.939	27.117	21.497	1'37.282C	216,0	16:00'40.167



ACI Racing Weekend Misano, 6-7 Maggio 2023
Porsche Carrera Cup Italia - Analisi Tempi Prove Libere 1



Misano Circuit Sic 58 4.226 m

14 R. AGOSTINI (1'36.381)							
Giro	Seg.1	Seg.2	Seg.3	Seg.4	T. Giro	km/h	Local Time
1		28.009	30.285	23.469	209,7	15:28'01.843	
2	27.385	24.545	28.808	22.414	1'43.152	214,7	15:29'44.995
3	26.324	23.206	27.952	21.768	1'39.250	215,6	15:31'24.245
4	25.748	22.861	27.287	21.493	1'37.389C	215,6	15:33'01.634
5	25.565	23.220	26.973	22.838	1'38.596C	214,7	15:34'40.230
6	26.303	23.017	40.178	38.991	2'08.489CP	97,7	15:36'48.719
7	11'56.761	23.370	27.115	21.460	1'308.706P	213,4	15:49'57.425
8	25.558	22.751	26.884	21.322	1'36.515	215,1	15:51'33.940
9	25.460	22.707	27.036	25.981	1'41.184	214,7	15:53'15.124
10	26.272	24.530	27.704	22.768	1'41.274	215,1	15:54'56.398
11	25.566	22.598	27.605	23.253	1'39.022	214,3	15:56'35.420
12	26.012	23.358	27.481	31.424	1'48.275P	215,6	15:58'23.695
13	5'34.433	23.226	28.988	21.631	6'48.278P	200,7	16:05'11.973
14	25.522	22.698	26.949	21.396	1'36.565	214,7	16:06'48.538
15	25.532	22.675	26.890	21.284	1'36.381	215,1	16:08'24.919
16	26.252	23.137	27.189	31.049	1'47.627P	216,0	16:10'12.546
17	3'15.286	25.743	27.627	31.159	4'39.815P	214,3	16:14'52.361
18	58.006	25.982	28.124	33.528	2'25.640P	215,1	16:17'18.001
19	56.813	23.141	29.551	22.090	2'11.595CP	209,7	16:19'29.596
20	25.426	22.818	27.523	31.479	1'47.246CP	214,7	16:21'16.842

8	26.048	23.056	27.402	21.500	1'38.006	216,0	15:42'48.388
9	25.871	23.013	27.273	22.254	1'38.411	217,3	15:44'26.799
10	26.041	22.998	28.416	5'02.789	6'20.244CP	216,4	15:50'47.043
11	49.162	23.322	27.451	21.727	2'01.662P	214,7	15:52'48.705
12	26.015	22.847	27.746	21.920	1'38.528	215,6	15:54'27.233
13	25.748	22.847	27.265	21.786	1'37.646	216,4	15:56'04.879
14	25.782	23.027	27.599	23.080	1'39.488	215,6	15:57'44.367
15	25.999	23.021	31.486	23.329	1'43.835	206,9	15:59'28.202
16	25.982	22.798	27.707	10'21.516	11'38.003P	215,6	16:11'06.205
17	49.754	28.014	30.256	22.669	2'10.693P	171,2	16:13'16.898
18	27.431	24.360	32.807	21.684	1'46.282	146,1	16:15'03.180
19	25.591	22.700	26.969	21.193	1'36.453	215,6	16:16'39.633
20	25.539	22.551	27.043	21.269	1'36.402	216,0	16:18'16.035
21	28.403	23.459	27.630	21.416	1'40.908C	213,9	16:19'56.943
22	25.690	22.593	27.108	21.453	1'36.844	216,4	16:21'33.787

15 A. FESTANTE (1'36.017)							
Giro	Seg.1	Seg.2	Seg.3	Seg.4	T. Giro	km/h	Local Time
1							15:26'59.310
2	55.548	25.459	28.025	22.056	2'11.088P	211,4	15:29'10.398
3	26.658	23.356	27.341	21.677	1'39.032	213,9	15:30'49.430
4	25.691	23.256	27.789	21.726	1'38.462C	216,0	15:32'27.892
5	25.985	23.419	27.031	21.476	1'37.911	217,3	15:34'05.803
6	26.414	25.570	27.375	25.432	1'44.791	216,4	15:35'50.594
7	25.979	23.024	27.239	21.817	1'38.059	216,0	15:37'28.653
8	25.716	23.180	27.824	2'53.912	4'10.632CP	216,9	15:41'39.285
9	46.556	24.083	28.073	21.825	2'00.537P	216,0	15:43'39.822
10	25.680	22.947	27.001	21.593	1'37.221	216,4	15:45'17.043
11	25.750	23.040	27.112	21.359	1'37.261	216,4	15:46'54.304
12	25.592	22.872	26.919	21.595	1'36.978	216,4	15:48'31.282
13	26.608	25.882	27.964	21.809	1'42.263	213,4	15:50'13.545
14	25.750	22.895	27.166	21.408	1'37.219	216,4	15:51'50.764
15	26.568	23.504	27.471	39.651	1'57.194P	216,4	15:53'47.958
16					5'30.741P		15:59'18.699
17	46.144	23.964	27.345	21.781	1'59.234P	214,3	16:01'17.933
18	25.513	23.085	27.080	21.522	1'37.200	216,9	16:02'55.133
19	25.512	23.375	27.205	21.848	1'37.940	216,4	16:04'33.073
20	25.655	22.842	27.032	21.588	1'37.117	216,0	16:06'10.190
21	26.427	24.692	28.167	37.364	1'56.650P	215,1	16:08'06.840
22	4'22.579	27.658	31.385	23.060	5'44.682P	187,5	16:13'51.522
23	28.631	23.626	27.522	23.672	1'43.451	214,7	16:15'34.973
24	26.881	23.376	27.140	22.106	1'39.503	214,3	16:17'14.476
25	25.211	22.684	26.746	21.376	1'36.017	217,7	16:18'50.493
26	25.303	22.898	26.849	21.314	1'36.364	217,3	16:20'26.857
27	25.351	22.723	28.245	23.689	1'40.008	216,9	16:22'06.865
28	25.201	22.723	26.708	21.776	1'36.408C	216,9	16:23'43.273

21 D. BERTONELLI (1'36.032)							
Giro	Seg.1	Seg.2	Seg.3	Seg.4	T. Giro	km/h	Local Time
1		31.793	31.263	25.770	179,4	15:29'01.648	
2	27.369	24.854	32.205	27.058	1'51.486	135,2	15:30'53.134
3	25.871	23.037	27.093	21.840	1'37.841C	216,9	15:32'30.975
4	25.626	23.239	27.082	21.570	1'37.517	216,0	15:34'08.492
5	25.527	22.780	27.065	21.796	1'37.168	216,9	15:35'45.660
6	25.915	23.427	27.482	37.101	1'53.925P	216,0	15:37'39.585
7	4'12.757	24.603	27.249	23.634	5'28.243P	214,3	15:43'07.828
8	25.486	22.853	27.141	21.433	1'36.913	216,4	15:44'44.741
9	25.535	22.797	27.185	21.444	1'36.961C	216,4	15:46'21.702
10	25.522	22.795	27.120	21.503	1'36.940	216,9	15:47'58.642
11	26.751	27.103	28.255	24.082	1'46.191	213,9	15:49'44.833
12	25.549	22.813	27.227	33.188	1'48.777P	217,3	15:51'33.610
13	8'16.698	33.865	36.183	25.759	9'52.505P	110,4	16:01'26.115
14	28.286	25.833	33.319	23.223	1'50.661	153,4	16:03'16.776
15	25.300	22.768	26.879	21.250	1'36.197	216,9	16:04'52.973
16	25.257	22.674	26.891	21.210	1'36.032	216,4	16:06'29.005
17	25.206	22.644	30.677	23.364	1'41.891	192,9	16:08'10.896
18	25.241	22.611	26.795	21.469	1'36.116	217,3	16:09'47.012
19	27.427	23.616	27.532	34.350	1'52.925P	215,1	16:11'39.937
20	3'30.323	27.846	28.354	22.165	4'48.688P	213,4	16:16'28.625
21	26.333	25.757	27.349	21.938	1'41.377	215,6	16:18'10.002

22 A. SLUTSKII (1'37.037)							
Giro	Seg.1	Seg.2	Seg.3	Seg.4	T. Giro	km/h	Local Time
1							15:27'35.975
2	57.575	37.160	35.139	25.955	2'35.829P	156,1	15:30'11.804
3	29.939	25.800	31.683	23.055	1'50.477	184,3	15:32'02.281
4	26.629	23.882	29.493	37.703	1'57.707CP	213,0	15:33'59.988
5	3'24.570	24.806	32.634	24.299	4'46.309P	213,0	15:38'46.297
6	25.929	23.094	28.572	21.679	1'39.274	210,9	15:40'25.571
7	26.033	23.171	27.403	21.752	1'38.359	216,0	15:42'03.930
8	25.951	23.034	27.352	21.745	1'38.082	216,9	15:43'42.012
9	25.968	23.415	27.477	21.688	1'38.548	216,9	15:45'20.560
10	25.906	23.073	27.282	21.526	1'37.787	216,0	15:46'58.347
11	25.812	23.000	27.166	21.583	1'37.561C	216,4	15:48'35.908
12	26.007	23.174	27.565	22.289	1'39.035	215,1	15:50'14.943
13	26.020	23.031	27.239	21.796	1'38.086	216,0	15:51'53.029
14	26.018	23.214	27.403	21.777	1'38.412	216,0	15:53'31.441
15	26.044	23.216	27.294	35.102	1'51.656P	215,6	15:55'23.097
16	2'23.861	29.725	33.681	22.487	3'49.754P	146,1	15:59'12.851
17	25.985	23.098	27.343	21.592	1'38.018	215,6	16:00'50.869
18	28.108	24.232	27.434	21.495	1'41.269	215,6	16:02'32.138
19	25.846	23.037	27.179	33.706	1'49.768CP	216,4	16:04'21.906
20	3'42.267	28.140	31.172	23.688	5'05.267P	183,7	16:09'27.173
21	30.524	30.168	37.851	26.900	2'05.443	195,7	16:11'32.616

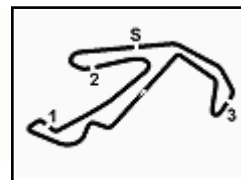
17 E. FULGENZI (1'36.402)							
Giro	Seg.1	Seg.2	Seg.3	Seg.4	T. Giro	km/h	Local Time
1							15:30'15.582
2	51.948	31.512	34.099	24.317	2'21.876P	169,5	15:32'37.458
3	30.251	26.001	30.754	23.320	1'50.326	178,2	15:34'27.784
4	29.003	27.419	29.603	21.892	1'47.917	207,3	15:36'15.701
5	25.804	23.180	27.391	22.105	1'38.480	216,0	15:37'54.181
6	25.786	22.846	27.747	21.834	1'38.213	216,0	15:39'32.394
7	25.779	23.153	27.200	21.856	1'37.988	216,0	15:41'10.382

05/05/2023

P = Box In/Out - C = Tempo Invalidato



ACI Racing Weekend Misano, 6-7 Maggio 2023
Porsche Carrera Cup Italia - Analisi Tempi Prove Libere 1



Misano Circuit Sic 58 4.226 m

22	25.964	22.979	27.434	21.530	1'37.907	215,6	16:13'10.523	5	25.856	23.340	27.273	21.396	1'37.865	213,0	15:37'52.204
23	25.654	22.717	27.139	21.527	1'37.037	215,6	16:14'47.560	6	25.484	22.915	26.955	21.344	1'36.698	216,4	15:39'28.902
24	25.650	22.917	27.184	21.367	1'37.118	216,0	16:16'24.678	7	25.521	22.759	26.887	21.356	1'36.523	216,0	15:41'05.425
25	27.099	24.176	27.427	22.658	1'41.360	217,3	16:18'06.038	8	25.485	22.927	26.938	21.341	1'36.691	215,6	15:42'42.116
26	25.788	22.839	26.952	21.498	1'37.077	216,4	16:19'43.115	9	25.520	22.850	27.144	6'47.590	8'03.104CP	216,0	15:50'45.220
27	29.358	23.344	27.213	33.037	1'52.952P	216,4	16:21'36.067	10	49.901	23.073	27.201	22.511	2'02.686P	213,0	15:52'47.906

23 M. MALUCELLI (1'35.930)

Giro	Seg.1	Seg.2	Seg.3	Seg.4	T. Giro	km/h	Local Time
1		37.333	37.041	25.632		139,5	15:27'27.158
2	31.049	29.819	33.302	24.764	1'58.934	146,7	15:29'26.092
3	28.407	25.621	34.560	37.827	2'06.415P	110,2	15:31'32.507
4	5'37.567	23.831	27.278	21.875	6'50.551P	213,9	15:38'23.058
5	25.281	22.831	28.116	21.624	1'37.852	210,1	15:40'00.910
6	25.292	22.702	26.828	21.435	1'36.257	216,0	15:41'37.167
7	25.409	22.659	26.849	21.340	1'36.257	216,4	15:43'13.424
8	26.850	24.195	28.224	35.766	1'55.035P	214,7	15:45'08.459
9	4'46.903	23.204	27.041	21.302	5'58.450P	214,7	15:51'06.909
10	25.539	22.616	27.953	21.866	1'37.974	213,0	15:52'44.883
11	25.356	22.621	27.209	21.660	1'36.846C	216,0	15:54'21.729
12	25.411	22.634	26.826	21.647	1'36.518	216,0	15:55'58.247
13	25.406	22.761	27.118	36.918	1'52.203P	216,0	15:57'50.450
14	3'24.866	23.149	27.080	21.809	4'36.904P	215,1	16:02'27.354
15	25.473	22.599	26.830	37.567	1'52.469CP	217,3	16:04'19.823
16	3'18.492	24.321	27.573	21.568	4'31.954P	213,9	16:08'51.777
17	25.338	22.857	26.648	21.159	1'36.002	215,6	16:10'27.779
18	25.179	22.502	26.753	24.336	1'38.770C	217,3	16:12'06.549
19	25.190	22.634	26.832	21.274	1'35.930	217,7	16:13'42.479
20	25.288	23.355	32.159	38.298	1'59.100P	169,0	16:15'41.579

27 L. LAURINI (1'36.774)

Giro	Seg.1	Seg.2	Seg.3	Seg.4	T. Giro	km/h	Local Time
1		36.505	40.204	29.697		147,9	15:27'46.541
2	34.349	29.176	31.285	32.020	2'06.830	210,1	15:29'53.371
3	31.946	32.945	38.066	22.681	2'05.638C	208,9	15:31'59.009
4	26.630	23.240	27.608	21.921	1'39.399C	215,1	15:33'38.408
5	27.483	23.308	27.628	41.144	1'59.563P	214,7	15:35'37.971
6					7'16.548P		15:42'54.519
7	1'02.692	25.282	28.104	21.705	2'17.783P	211,4	15:45'12.302
8	27.119	24.906	29.958	21.669	1'43.652	214,3	15:46'55.954
9	26.016	22.883	27.170	21.492	1'37.561	215,1	15:48'33.515
10	25.814	25.411	29.773	29.177	1'50.175	215,1	15:50'23.690
11	25.980	22.893	27.217	21.732	1'37.822	214,7	15:52'01.512
12	25.928	22.773	27.179	21.563	1'37.443	215,6	15:53'38.955
13	25.982	22.944	27.104	21.552	1'37.582	215,1	15:55'16.537
14	25.974	23.168	27.345	40.944	1'57.431P	215,1	15:57'13.968
15					4'43.194P		16:01'57.162
16	1'08.992	36.919	39.683	26.761	2'52.355P	129,0	16:04'49.517
17	32.308	24.353	33.223	21.924	1'51.808	211,4	16:06'41.325
18	25.667	27.404	32.251	21.558	1'46.880	136,0	16:08'28.205
19	25.663	22.812	26.977	22.630	1'38.082	215,1	16:10'06.287
20	25.575	25.236	30.209	23.026	1'44.046C	196,7	16:11'50.333
21	25.667	22.750	26.927	21.430	1'36.774	215,6	16:13'27.107
22	25.750	22.811	27.092	35.720	1'51.373P	214,7	16:15'18.480
23	2'35.678	24.063	28.087	23.687	3'51.515P	213,0	16:19'09.995
24	25.610	22.847	27.293	23.784	1'39.534	212,6	16:20'49.529
25	25.820	22.821	27.041	21.289	1'36.971	216,4	16:22'26.500
26	25.682	22.749	27.196	21.396	1'37.023C	216,0	16:24'03.523

24 A. PAPADOPULOS (1'37.703)

Giro	Seg.1	Seg.2	Seg.3	Seg.4	T. Giro	km/h	Local Time
1							15:29'56.406
2	2'50.588	35.441	30.025	22.891	4'18.945P	201,9	15:34'15.351
3	27.408	23.816	28.555	22.093	1'41.872	206,9	15:35'57.223
4	26.318	23.093	27.608	21.851	1'38.870	214,3	15:37'36.093
5	26.567	27.981	28.498	22.032	1'45.078	214,3	15:39'21.171
6	26.279	22.941	27.503	21.760	1'38.483	215,6	15:40'59.654
7	26.480	24.244	28.178	34.474	1'53.376P	215,1	15:42'53.030
8	8'03.326	33.123	34.915	25.597	9'36.961P	186,2	15:52'29.991
9	30.078	25.245	41.562	27.795	2'04.680	74,9	15:54'34.671
10	27.598	29.895	33.343	21.868	1'52.704	142,1	15:56'27.375
11	25.929	22.922	27.121	21.731	1'37.703	215,6	15:58'05.078
12	25.787	22.928	27.373	21.559	1'37.647C	216,0	15:59'42.725
13	25.966	26.741	35.580	21.643	1'49.930C	144,0	16:01'32.655
14	25.955	22.937	27.535	24.601	1'41.028	215,1	16:03'13.683
15	29.895	24.990	33.240	39.795	2'07.920P	139,0	16:05'21.603
16	2'49.276	27.985	28.637	22.401	4'08.299P	211,8	16:09'29.902
17	25.923	22.951	27.311	21.572	1'37.757	214,3	16:11'07.659
18	26.535	23.592	27.701	21.767	1'39.595	215,1	16:12'47.254
19	26.018	22.942	27.370	21.525	1'37.855C	214,7	16:14'25.109
20	28.763	31.569	33.865	22.101	1'56.298	144,8	16:16'21.407
21	27.592	24.364	27.674	34.455	1'54.085P	215,1	16:18'15.492
22	3'20.916	23.771	27.581	21.662	4'33.930P	213,9	16:22'49.422
23	26.119	24.358	27.727	21.797	1'40.001C	213,0	16:24'29.423
24	26.570	23.249	27.353	21.786	1'38.958	215,6	16:26'08.381

25 L. TEN VOORDE (1'35.755)

Giro	Seg.1	Seg.2	Seg.3	Seg.4	T. Giro	km/h	Local Time
1							15:30'11.933
2	53.450	32.506	34.286	23.368	2'23.610P	161,9	15:32'35.543
3	29.256	27.060	31.127	22.721	1'50.164	166,7	15:34'25.707
4	30.197	27.101	29.588	21.746	1'48.632	208,9	15:36'14.339

28 G. AMATI (1'36.102)

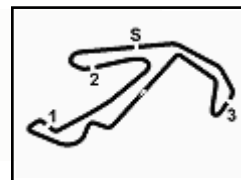
Giro	Seg.1	Seg.2	Seg.3	Seg.4	T. Giro	km/h	Local Time
1		37.294	43.190	29.481			15:27'52.691
2	32.873	29.789	34.116	25.529	2'02.307		15:29'54.998
3	30.769	26.954	31.247	24.271	1'53.241	209,3	15:31'48.239
4	28.708	24.677	29.568	22.693	1'45.646		15:33'33.885
5	27.197	24.967	30.246	44.200	2'06.610P		15:35'40.495
6	7'04.503	24.831	29.208	21.884	8'20.426P	208,1	15:44'00.921
7	26.251	23.349	27.418	21.543	1'38.561	214,7	15:45'39.482
8	25.818	23.082	27.475	21.516	1'37.891	214,3	15:47'17.373
9	25.429	23.056	27.173	22.289	1'37.947	215,1	15:48'55.320
10	25.739	22.888	27.196	21.403	1'37.226	215,6	15:50'32.546
11	25.562	23.161	27.424	35.648	1'51.795P	215,6	15:52'24.341
12	3'03.570	23.211	27.280	25.910	4'19.971P	214,7	15:56'44.312
13	25.437	22.898	27.098	21.423	1'36.856	215,1	15:58'21.168
14	25.511	22.980	27.041	21.647	1'37.179	214,7	15:59'58.347

05/05/2023

P = Box In/Out - C = Tempo Invalidato



ACI Racing Weekend Misano, 6-7 Maggio 2023
Porsche Carrera Cup Italia - Analisi Tempi Prove Libere 1



15	25.661	22.836	27.282	34.438	1'50.217P	214,3	16:01'48.564
16	2'27.400	30.310	33.999	23.376	3'55.085P		16:05'43.649
17	29.167	24.954	32.806	22.581	1'49.508		16:07'33.157
18	26.998	23.529	28.585	21.573	1'40.685	210,5	16:09'13.842
19	25.271	22.605	26.967	21.259	1'36.102	215,6	16:10'49.944
20	25.263	22.793	27.037	21.257	1'36.350	215,1	16:12'26.294
21	25.405	22.739	27.714	35.174	1'51.032P	215,6	16:14'17.326
22					2'51.055P		16:17'08.381
23	49.412	23.423	28.011	22.648	2'03.494P	211,8	16:19'11.875
24	25.264	22.752	27.133	21.281	1'36.430	215,6	16:20'48.305
25	25.233	22.946	27.254	21.284	1'36.717C	215,1	16:22'25.022
26	25.485	23.058	27.469	37.441	1'53.453CP	214,7	16:24'18.475

38 S. IAQUINTA (1'36.092)							
Giro	Seg.1	Seg.2	Seg.3	Seg.4	T. Giro	km/h	Local Time
1							15:28'05.693
2	57.713	29.747	37.256	25.929	2'30.645P	111,9	15:30'36.338
3	33.114	28.195	35.102	25.372	2'01.783C	163,6	15:32'38.121
4	30.301	26.326	32.861	23.603	1'53.091	143,0	15:34'31.212
5	30.228	24.086	29.066	22.283	1'45.663	213,0	15:36'16.875
6	34.670	30.673	38.933	4'19.952	6'04.228P	158,4	15:42'21.103
7	49.504	24.178	27.545	21.798	2'03.025P	211,4	15:44'24.128
8	25.618	22.861	27.209	21.473	1'37.161	214,7	15:46'01.289
9	25.642	22.749	27.087	21.580	1'37.058	214,3	15:47'38.347
10	25.761	25.890	29.658	3'59.220	5'20.529P	205,7	15:52'58.876
11	46.421	23.914	28.372	28.000	2'06.707P	213,9	15:55'05.583
12	25.510	22.902			1'45.088	214,3	15:56'50.671
13	25.509	22.969	27.008	2'57.177	4'12.663P	215,1	16:01'03.334
14	43.052	23.101	27.253	26.877	2'00.283CP	213,9	16:03'03.617
15	25.389	22.914	27.049	21.608	1'36.960C	214,7	16:04'40.577
16	26.505	24.679	30.044	2'17.416	3'38.644P	181,8	16:08'19.221
17	42.645	23.288	27.271	21.405	1'54.609P	213,4	16:10'13.830
18	25.403	22.920	27.060	23.411	1'38.794	214,7	16:11'52.624
19	25.830	23.247	28.625	2'05.024	3'22.726P	203,0	16:15'15.350
20	45.725	27.172	30.089	22.873	2'05.859P	188,2	16:17'21.209
21	26.557	23.177	27.525	25.750	1'43.009	214,3	16:19'04.218
22	25.187	22.776	26.838	21.291	1'36.092	215,1	16:20'40.310
23	28.025	27.436	33.649	22.319	1'51.429	168,2	16:22'31.739
24	25.547	22.802	26.986	21.128	1'36.463C	214,3	16:24'08.202

30 B. STRIGNANO (1'36.436)							
Giro	Seg.1	Seg.2	Seg.3	Seg.4	T. Giro	km/h	Local Time
1		33.045	36.976	26.867		146,1	15:29'43.465
2	31.386	26.124	30.664	24.782	1'52.956	208,1	15:31'36.421
3	29.087	24.469	29.067	22.178	1'44.801	212,6	15:33'21.222
4	25.987	22.907	27.254	21.557	1'37.705	216,4	15:34'58.927
5	25.705	22.675	27.165	21.512	1'37.057	216,4	15:36'35.984
6	25.762	22.964	27.256	21.385	1'37.367	216,0	15:38'13.351
7	25.832	22.968	27.660	35.904	1'52.364P	216,4	15:40'05.715
8	14'32.806	27.354	35.243	21.767	15'57.170P	115,0	15:56'02.885
9	25.879	22.972	27.043	21.432	1'37.326	216,9	15:57'40.211
10	25.955	22.788	27.048	21.549	1'37.340	216,4	15:59'17.551
11	25.882	22.718	28.119	26.341	1'43.060	216,9	16:01'00.611
12	25.628	22.694	26.984	21.453	1'36.759	217,3	16:02'37.370
13	25.710	22.796	27.907	39.684	1'56.097P	215,6	16:04'33.467
14	5'37.961	36.308	37.388	28.829	7'20.486P	163,4	16:11'53.953
15	29.162	31.990	29.191	25.980	1'56.323	209,7	16:13'50.276
16	25.947	22.746	26.944	21.460	1'37.097	216,4	16:15'27.373
17	25.510	22.548	26.992	21.386	1'36.436	216,9	16:17'03.809
18	25.548	22.660	26.819	21.352	1'36.379C	217,7	16:18'40.188
19	25.656	22.944	30.026	27.362	1'45.988	215,6	16:20'26.176
20	25.621	25.139	34.328	30.976	1'56.064C	161,0	16:22'22.240

50 F. FENICI (1'37.650)							
Giro	Seg.1	Seg.2	Seg.3	Seg.4	T. Giro	km/h	Local Time
1							15:28'44.792
2	2'56.152	32.748	33.735	24.286	4'26.921P	185,6	15:33'11.713
3	29.298	26.226	31.208	23.654	1'50.386	202,6	15:35'02.099
4	29.228	24.207	28.019	22.429	1'43.883	214,3	15:36'45.982
5	26.413	24.272	27.734	21.904	1'40.323	214,7	15:38'26.305
6	25.968	23.506	27.553	21.734	1'38.761	216,0	15:40'05.066
7	25.891	23.274	27.835	21.767	1'38.767C	216,0	15:41'43.833
8	26.023	24.265	27.655	21.914	1'39.857	214,7	15:43'23.690
9	26.215	23.799	27.322	22.545	1'39.881	215,1	15:45'03.571
10	27.750	24.460	27.581	35.393	1'55.184P	215,6	15:46'58.755
11	2'55.097	27.195	27.930	21.950	4'12.172P	215,1	15:51'10.927
12	26.469	25.408	27.410	22.411	1'41.698	214,7	15:52'52.625
13	26.092	23.429	27.303	21.765	1'38.589	216,0	15:54'31.214
14	26.432	23.444	27.525	22.667	1'40.068	216,0	15:56'11.282
15	26.162	23.994	27.393	21.823	1'39.372	215,6	15:57'50.654
16	26.059	23.262	27.992	22.003	1'39.316	215,1	15:59'29.970
17	26.168	23.430	27.663	21.873	1'39.134	215,6	16:01'09.104
18	26.306	23.616	27.540	34.899	1'52.361P	216,0	16:03'01.465
19	5'14.768	29.127	31.159	23.776	6'38.830P	211,8	16:09'40.295
20	27.692	24.625	28.956	22.809	1'44.082	213,9	16:11'24.377
21	26.180	23.229	27.572	21.700	1'38.681	215,1	16:13'03.058
22	25.795	23.052	27.183	21.620	1'37.650	214,7	16:14'40.708
23	25.781	23.260	27.168	21.490	1'37.699	215,1	16:16'18.407
24	25.744	23.093	27.232	23.153	1'39.222C	216,0	16:17'57.629
25	25.918	23.061	27.220	21.712	1'37.911	215,6	16:19'35.540
26	25.812	23.244	37.466	27.946	1'54.468	143,0	16:21'30.008
27	25.864	22.975	27.620	38.801	1'55.260CP	218,2	16:23'25.268

32 G. QUARESMINI (1'36.422)							
Giro	Seg.1	Seg.2	Seg.3	Seg.4	T. Giro	km/h	Local Time
1							15:25'51.854
2	9'54.673	29.597	39.178	24.756	11'28.204P	122,9	15:37'20.058
3	25.930	23.060	26.998	21.532	1'37.520	215,6	15:38'57.578
4	25.633	22.883	26.893	21.291	1'36.700	216,0	15:40'34.278
5	25.586	22.848	27.083	21.316	1'36.833C	215,1	15:42'11.111
6	25.506	22.755	26.913	21.314	1'36.488	215,6	15:43'47.599
7	25.514	22.790	26.918	21.558	1'36.780	216,0	15:45'24.379
8	26.930	24.498	27.889	35.742	1'55.059P	214,7	15:47'19.438
9	3'48.424	23.623	27.195	21.543	5'00.785P	214,7	15:52'20.223
10	26.406	23.409	27.045	21.787	1'38.647	214,7	15:53'58.870
11	25.456	22.960	27.104	21.651	1'37.171C	215,6	15:55'36.041
12	25.550	22.730	26.970	21.698	1'36.948C	216,0	15:57'12.989
13	25.901	23.389	27.574	35.170	1'52.034P	215,1	15:59'05.023
14					1'25.579P		16:00'30.602
15	47.188	23.226	27.189	21.434	1'59.037P	215,6	16:02'29.639
16	25.564	22.822	26.957	21.567	1'36.910	216,0	16:04'06.549
17	25.618	22.934	28.842	34.226	1'51.620CP	192,5	16:05'58.169
18	4'19.132	27.264	30.615	22.581	5'39.592P	173,1	16:11'37.761
19	26.876	23.548	27.126	23.534	1'41.084	216,0	16:13'18.845
20	25.526	22.793	26.847	21.328	1'36.494	216,0	16:14'55.339
21	25.403	22.519	26.913	21.573	1'36.408C	216,4	16:16'31.747
22	25.449	22.775	26.709	21.489	1'36.422	216,4	16:18'08.169
23	25.604	22.599	28.865	51.503	2'08.571P	208,5	16:20'16.740
24	1'42.103	23.091	29.364	21.473	2'56.031P	180,9	16:23'12.771

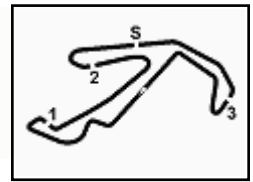
51 P. GNEMMI (1'37.622)							
Giro	Seg.1	Seg.2	Seg.3	Seg.4	T. Giro	km/h	Local Time
1							15:27'26.130
2	53.228	32.206	40.367	25.803	2'31.604P	84,9	15:29'57.734
3	30.440	25.670	32.845	37.843	2'06.798P	213,9	15:32'04.532
4	48.982	27.421	33.974	23.586	2'13.963P	161,0	15:34'18.495

05/05/2023 P = Box In/Out - C = Tempo Invalidato



ACI Racing Weekend Misano, 6-7 Maggio 2023
Porsche Carrera Cup Italia - Analisi Tempi Prove Libere 1

1.4



Misano Circuit Sic 58 4.226 m

6 / 8

5	26.215	23.316	28.778	21.993	1'40.302	214,7	15:35'58.797	19	26.592	22.989	27.809	21.831	1'39.221	216,4	16:02'51.734
6	25.854	23.115	27.586	21.605	1'38.160	216,9	15:37'36.957	20	27.446	29.829	35.479	6'21.461	7'54.215P	160,7	16:10'45.949
7	26.167	23.190	27.299	21.585	1'38.241	216,4	15:39'15.198	21	50.505	30.431	35.700	28.688	2'25.324P	183,1	16:13'11.273
8	25.781	23.087	27.270	21.821	1'37.959	216,4	15:40'53.157	22	34.905	27.820	34.997	22.897	2'00.619	159,1	16:15'11.892
9	36.923	27.745	35.145	5'27.526	7'07.339P	140,6	15:48'00.496	23	28.392	28.190	38.131	31.270	2'05.983	177,9	16:17'17.875
10	45.769	23.590	27.699	21.983	1'59.041P	215,1	15:49'59.537	24	27.263	23.095	27.205	21.858	1'39.421	216,0	16:18'57.296
11	26.378	23.366	27.505	21.758	1'39.007	215,6	15:51'38.544	25	26.186	23.057	27.403	21.616	1'38.262	216,4	16:20'35.558
12	25.992	23.388	27.301	21.648	1'38.329	216,0	15:53'16.873	26	26.192	23.463	28.514	21.755	1'39.924C	215,6	16:22'15.482
13	26.325	24.171	27.677	4'05.431	5'23.604P	215,1	15:58'40.477	27	25.950	22.821	27.548	21.778	1'38.097C	215,6	16:23'53.579
14	44.050	23.534	27.657	21.711	1'56.952P	214,3	16:00'37.429	28	26.261	22.910	27.583	21.925	1'38.679	216,4	16:25'32.258
15	25.978	26.612	28.035	21.902	1'42.527C	215,6	16:02'19.956								
16	25.851	23.117	27.826	4'33.891	5'50.685P	216,9	16:08'10.641								
17	46.665	29.096	31.010	22.991	2'09.762P	210,5	16:10'20.403								
18	26.755	23.357	28.423	23.119	1'41.654	211,8	16:12'02.057								
19	26.070	23.381	27.422	21.503	1'38.376	216,4	16:13'40.433								
20	25.632	23.144	27.428	21.640	1'37.844	216,4	16:15'18.277								
21	25.726			2'14.348	4'05.243P	161,7	16:19'23.520								
22	49.938	24.014	27.816	22.593	2'04.361P	215,1	16:21'27.881								
23	26.665	23.300	27.750	22.560	1'40.275	215,6	16:23'08.156								
24	25.947	23.041	27.214	21.420	1'37.622	216,0	16:24'45.778								

60 M. GALASSI (1'39.555)

Giro	Seg.1	Seg.2	Seg.3	Seg.4	T. Giro	km/h	Local Time
1							15:25'47.839
2	1'06.377	27.260	32.713	23.667	2'30.017P	201,1	15:28'17.856
3	28.210	24.976	29.583	22.719	1'45.488	212,2	15:30'03.344
4	26.924	25.004	29.373	22.587	1'43.888	215,1	15:31'47.232
5	27.816	24.011	28.006	22.277	1'42.110	213,0	15:33'29.342
6	26.483	23.974	27.865	22.824	1'41.146C	214,7	15:35'10.488
7	26.673	23.785	27.809	22.130	1'40.397	214,7	15:36'50.885
8	26.385	23.740	27.966	21.903	1'39.994	215,1	15:38'30.879
9	26.437	23.491	28.091	22.011	1'40.030	215,1	15:40'10.909
10	26.217	23.597	27.941	22.119	1'39.874	213,9	15:41'50.783
11	26.269	25.562	29.533	22.508	1'43.872	213,4	15:43'34.655
12	26.569	23.684	28.176	36.876	1'55.305P	215,1	15:45'29.960
13	8'59.563	25.617	32.261	22.817	10'20.258P	161,0	15:55'50.218
14	26.534	23.422	27.812	22.053	1'39.821	213,4	15:57'30.039
15	26.445	23.296	27.826	21.988	1'39.555	215,1	15:59'09.594
16	26.292	23.546	27.871	22.036	1'39.745	214,3	16:00'49.339
17	30.082	24.578	28.313	22.117	1'45.090	214,7	16:02'34.429
18	26.481	23.413	29.478	23.622	1'42.994	215,1	16:04'17.423
19	26.321	23.511	28.060	22.076	1'39.968	213,4	16:05'57.391
20	26.231	23.404	54.738	42.685	2'27.058P	191,2	16:08'24.449
21	3'01.970	24.661	28.705	22.333	4'17.669P	212,2	16:12'42.118
22	26.484	23.388	27.932	22.125	1'39.929	214,7	16:14'22.047
23	26.268	23.400	28.008	22.407	1'40.083	215,1	16:16'02.130
24	26.386	23.688	28.461	23.070	1'41.605	215,1	16:17'43.735
25	26.509	23.304	27.895	22.309	1'40.017	215,6	16:19'23.752
26	26.360	23.672	27.823	22.365	1'40.220	215,1	16:21'03.972
27	26.437	23.358	28.122	22.089	1'40.006	215,6	16:22'43.978
28	26.397	23.642	28.224	21.913	1'40.176	215,1	16:24'24.154
29	26.578	23.433	27.826	22.225	1'40.062	215,1	16:26'04.216

52 A. DE AMICIS (1'36.687)

Giro	Seg.1	Seg.2	Seg.3	Seg.4	T. Giro	km/h	Local Time
1							15:25'31.433
2	58.394	32.311	34.845	23.730	2'29.280P	103,1	15:28'00.713
3	28.147	26.105	29.416	22.207	1'45.875	213,4	15:29'46.588
4	26.552	23.334	28.572	22.560	1'41.018	216,0	15:31'27.606
5	26.047	23.468	28.352	21.617	1'39.484	214,7	15:33'07.090
6	25.994	22.946	27.180	21.635	1'37.755	216,9	15:34'44.845
7	26.313	23.556	27.708	2'37.529	3'55.106P	215,6	15:38'39.951
8	54.264	23.994	28.088	21.870	2'08.216P	213,9	15:40'48.167
9	25.735	23.222	27.157	21.551	1'37.665	216,0	15:42'25.832
10	26.076	23.520	27.397	21.784	1'38.777	216,0	15:44'04.609
11	26.058	22.971	27.168	21.714	1'37.911	216,4	15:45'42.520
12	26.139	23.119	27.194	21.476	1'37.928	216,0	15:47'20.448
13	26.229	23.208	27.904	3'43.189	5'00.530P	216,0	15:52'20.978
14	47.579	24.821	27.519	21.623	2'01.542P	214,3	15:54'22.520
15	26.097	23.029	27.988	7'38.976	8'56.090P	217,3	16:03'18.610
16	53.240	26.654	28.594	23.944	2'12.432P	212,6	16:05'31.042
17	28.810	23.574	32.081	21.805	1'46.270	171,7	16:07'17.312
18	25.494	22.994	26.876	21.400	1'36.764	216,9	16:08'54.076
19	25.567	22.743	26.896	21.481	1'36.687	216,4	16:10'30.763

55 C. SCANZI (1'38.262)

Giro	Seg.1	Seg.2	Seg.3	Seg.4	T. Giro	km/h	Local Time
1		31.507	37.339	27.167		170,9	15:27'40.346
2	31.030	28.828	33.815	23.639	1'57.312	187,2	15:29'37.658
3	27.563	24.036	29.207	22.673	1'43.479	206,9	15:31'21.137
4	26.836	23.720	28.186	22.973	1'41.715	214,7	15:33'02.852
5	27.693	23.519	27.999	21.876	1'41.087	215,6	15:34'43.939
6	27.948	24.910	28.295	22.193	1'43.346	214,7	15:36'27.285
7	26.346	23.885	28.429	21.832	1'40.492	215,6	15:38'07.777
8	29.326	29.364	44.259	30.796	2'13.745	145,6	15:40'21.522
9	26.369	23.196	27.662	22.281	1'39.508	216,0	15:42'01.030
10	26.566	23.176	28.119	22.159	1'40.020	215,6	15:43'41.050
11	26.410	23.236	27.499	21.755	1'38.900	216,4	15:45'19.950
12	28.723	28.715	30.753	25.315	1'53.506	205,7	15:47'13.456
13	26.175	23.139	27.705	22.176	1'39.195	215,6	15:48'52.651
14	26.299	22.919	27.561	21.921	1'38.700C	215,6	15:50'31.351
15	26.340	24.059	27.821	4'04.347	5'22.567P	216,0	15:55'53.918
16	45.975	23.472	27.766	21.944	1'59.157P	215,6	15:57'53.075
17	26.426	22.989	27.605	22.153	1'39.173	216,0	15:59'32.248
18	27.244	23.257	27.850	21.914	1'40.265C	214,3	16:01'12.513

64 L. SELVA (1'38.479)

Giro	Seg.1	Seg.2	Seg.3	Seg.4	T. Giro	km/h	Local Time
1							15:24'57.979
2	1'21.834	35.766	41.528	29.539	3'08.667P	157,9	15:28'06.646
3	32.489	29.724	35.649	24.989	2'02.851	158,8	15:30'09.497
4	29.251	26.046	30.164	26.130	1'51.591	209,7	15:32'01.088
5	27.127	23.733	28.185	22.286	1'41.331	213,0	15:33'42.419
6	26.878	23.492	27.963	22.034	1'40.367	213,9	15:35'22.786
7	26.431	23.784	27.782	22.043	1'40.040	213,9	15:37'02.826
8	26.362	23.447	27.888	21.782	1'39.479	214,7	15:38'42.305
9	26.840	23.319	57.095	6'53.955	8'41.209P	198,5	15:47'23.514
10	49.803	26.417	29.442	25.738	2'11.400P	212,2	15:49'34.914
11	26.782	23.444	28.074	22.268	1'40.568	213,9	15:51'15.482
12	26.588	23.928	29.927	22.265	1'42.708	177,9	15:52'58.190
13	26.338	24.393	27.755	22.270	1'40.756C	215,1	15:54'38.946
14	26.514	23.327	27.598	21.985	1'39.424	214,7	15:56'18.370
15	28.285	24.399	28.735	6'51.998	8'13.417P	214,3	16:04'31.787
16	53.651	30.371	38.209	26.981	2'29.212P	148,1	16:07'00.999
17	29.282	30.580	36.794	23.823	2'00.479	137,8	16:09'01.478
18	28.484	25.764	29.109	22.805	1'46.162	211,4	16:10'47.640

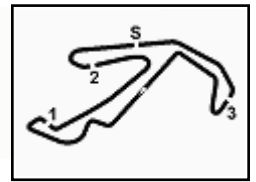
05/05/2023

P = Box In/Out - C = Tempo Invalidato



ACI Racing Weekend Misano, 6-7 Maggio 2023 Porsche Carrera Cup Italia - Analisi Tempi Prove Libere 1

1.4



Misano Circuit Sic 58.4.226 m

7 / 8

19	26.505	24.754	27.684	21.988	1'40.931	214,3	16:12'28.571	2	1'03.538	29.605	33.264	25.568	2'31.975P	189,5	15:28'51.840
20	26.143	23.256	27.500	21.877	1'38.776	216,0	16:14'07.347	3	28.453	25.403	31.480	23.129	1'48.465	185,6	15:30'40.305
21	25.949	23.094	27.560	21.876	1'38.479	215,1	16:15'45.826	4	27.730	24.576	28.345	22.426	1'43.077C	212,2	15:32'23.382

67 A. DE GIACOMI (1'37.798)

Giro	Seg.1	Seg.2	Seg.3	Seg.4	T. Giro	km/h	Local Time
1							15:27'59.647
2	3'21.866	28.684	30.055	24.325	4'44.930P	205,7	15:32'44.577
3	28.139	24.137	31.649	22.788	1'46.713	173,9	15:34'31.290
4	26.171	23.939	27.835	22.615	1'40.560	211,8	15:36'11.850
5	26.245	23.365	27.409	21.842	1'38.861	214,7	15:37'50.711
6	26.170	23.235	28.535	22.008	1'39.948C	202,2	15:39'30.659
7	26.088	23.115	27.366	21.737	1'38.306	214,7	15:41'08.965
8	26.417	23.339	27.667	22.951	1'40.374C	214,7	15:42'49.339
9	26.417	23.219	27.371	21.629	1'38.636	216,0	15:44'27.975
10	26.109	23.109	27.569	43.090	1'59.877P	216,4	15:46'27.852
11	4'22.938	23.564	27.468	21.636	5'35.606P	213,4	15:52'03.458
12	26.134	23.644	27.316	23.760	1'40.854C	214,3	15:53'44.312
13	26.112	23.119	27.229	22.394	1'38.854	216,0	15:55'23.166
14	26.191	23.157	27.238	23.256	1'39.842	216,0	15:57'03.008
15	26.272	23.798	29.991	24.173	1'44.234C	204,9	15:58'47.242
16	25.996	22.901	27.452	21.707	1'38.056	211,8	16:00'25.298
17	26.194	23.226	27.475	21.605	1'38.500C	214,7	16:02'03.798
18	26.583	23.165	27.438	21.837	1'39.023	215,1	16:03'42.821
19	27.949	26.174	29.394	36.437	1'59.954P	203,0	16:05'42.775
20	13'17.375	25.030	28.523	22.377	14'33.305P	210,9	16:20'16.080
21	26.139	23.201	27.303	21.820	1'38.463	213,9	16:21'54.543
22	26.027	22.928	27.210	21.633	1'37.798	214,3	16:23'32.341
23	26.190	22.889	27.251	21.518	1'37.848	214,7	16:25'10.189

77 A. LEVY (1'41.171)

Giro	Seg.1	Seg.2	Seg.3	Seg.4	T. Giro	km/h	Local Time
1							15:27'18.577
2	58.940	30.827	36.446	26.661	2'32.874P	180,9	15:29'51.451
3	31.569	26.189	30.463	26.037	1'54.258	205,7	15:31'45.709
4	30.830	27.497	30.303	23.747	1'52.377	208,9	15:33'38.086
5	28.651	28.025	30.121	23.839	1'50.636	204,9	15:35'28.722
6	27.493	24.081	28.741	22.793	1'43.108	212,2	15:37'11.830
7	27.358	24.004	28.615	22.458	1'42.435	212,2	15:38'54.265
8	27.623	26.034	31.955	23.805	1'49.417	195,7	15:40'43.682
9	27.009	1'30.320	36.904	7'23.634	9'57.867P	162,2	15:50'41.549
10	55.367	32.483	33.828	26.242	2'27.920P	201,9	15:53'09.469
11	31.350	30.655	30.421	26.274	1'58.700C	208,1	15:55'08.169
12	27.916	24.916	29.287	23.178	1'45.297	209,7	15:56'53.466
13	27.001	23.747	28.192	22.568	1'41.508	211,4	15:58'34.974
14	26.600	23.841	28.252	22.478	1'41.171	212,2	16:00'16.145
15	26.919	23.705	28.499	22.243	1'41.366	211,8	16:01'57.511
16	28.140	31.000	31.944	3'04.942	4'36.026P	200,7	16:06'33.537
17	48.202	26.353	30.137	23.477	2'08.169P	206,9	16:08'41.706
18	26.867	23.866	28.046	23.026	1'41.805	212,2	16:10'23.511
19	26.683	23.578	31.910	23.547	1'45.718C	191,5	16:12'09.229
20	27.256	23.984	34.257	24.444	1'49.941	149,6	16:13'59.170
21	26.854	23.642	28.010	22.686	1'41.192	213,0	16:15'40.362
22	26.563	23.731	30.862	23.198	1'44.354	169,3	16:17'24.716
23	26.846	23.847	28.048	22.576	1'41.317C	213,9	16:19'06.033
24	26.787	26.466	36.033	23.035	1'52.321C	142,9	16:20'58.354
25	26.879	24.075	28.135	22.265	1'41.354	212,6	16:22'39.708
26	26.787	23.872	35.036	23.436	1'49.131C	151,7	16:24'28.839
27	26.565	26.724	32.267	24.348	1'49.904C	201,5	16:26'18.743

79 J. ZELGER (1'39.580)

Giro	Seg.1	Seg.2	Seg.3	Seg.4	T. Giro	km/h	Local Time
1							15:27'48.640
2	3'33.611	28.595	30.357	24.075	4'56.638P	208,9	15:32'45.278
3	28.441	24.791	30.639	22.846	1'46.717	207,3	15:34'31.995
4	26.546	24.102	27.699	22.468	1'40.815C	214,3	15:36'12.810
5	26.561	23.565	28.699	23.357	1'42.182	206,5	15:37'54.992
6	27.120	23.395	27.860	22.279	1'40.654C	215,1	15:39'35.646
7	26.919	23.660	28.138	22.227	1'40.944	213,9	15:41'16.590
8	29.561	25.905	29.157	27.522	1'52.145	212,6	15:43'08.735

70 G. GIORGI (1'37.865)

Giro	Seg.1	Seg.2	Seg.3	Seg.4	T. Giro	km/h	Local Time
1							15:26'19.865

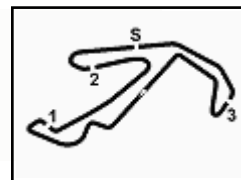
05/05/2023

P = Box In/Out - C = Tempo Invalidato

Powered by FICR PERUGIA TIMING



ACI Racing Weekend Misano, 6-7 Maggio 2023
Porsche Carrera Cup Italia - Analisi Tempi Prove Libere 1



Misano Circuit Sic 58 4.226 m

9	26.662	23.721	27.707	22.435	1'40.525C	216,0	15:44'49.260	22	26.429	23.215	27.769	22.205	1'39.618	216,9	16:23'10.140
10	26.515	23.215	27.654	22.196	1'39.580	215,6	15:46'28.840	23	26.486	23.497	27.742	22.796	1'40.521	216,9	16:24'50.661
11	29.133	23.919	28.625	37.889	1'59.566P	213,4	15:48'28.406	24	26.466	23.313	27.811	22.140	1'39.730	215,6	16:26'30.391
12	2'34.030	24.555	28.397	26.103	3'53.085CP	213,9	15:52'21.491								
13	26.383	23.469	28.077	23.012	1'40.941	213,4	15:54'02.432								
14	26.764	23.997	28.124	24.627	1'43.512	214,3	15:55'45.944								
15	26.473	23.384	27.849	22.343	1'40.049	214,7	15:57'25.993								
16	26.506	23.524	28.031	40.019	1'58.080P	214,3	15:59'24.073								
17	3'32.716	31.097	31.365	22.924	4'58.102P	212,6	16:04'22.175								
18	27.097	24.133	30.012	23.979	1'45.221	213,0	16:06'07.396								
19	26.239	38.690	31.113	23.704	1'59.746	213,0	16:08'07.142								
20	26.330	23.097	27.799	22.417	1'39.643	215,1	16:09'46.785								
21	31.287	28.606	29.957	22.512	1'52.362	194,6	16:11'39.147								
22	26.298	23.483	27.732	37.215	1'54.728CP	216,4	16:13'33.875								

85 M. ROVIDA (1'38.315)

Giro	Seg.1	Seg.2	Seg.3	Seg.4	T. Giro	km/h	Local Time
1		30.231	36.844	26.982		165,9	15:29'28.405
2	32.225	27.100	35.719	25.750	2'00.794	162,7	15:31'29.199
3	27.283	23.902	28.417	22.896	1'42.498	213,4	15:33'11.697
4	26.816	23.664	28.011	21.993	1'40.484	214,7	15:34'52.181
5	26.435	23.350	28.230	22.505	1'40.520	214,7	15:36'32.701
6	26.352	25.175	31.257	23.729	1'46.513	206,5	15:38'19.214
7	26.275	23.215	30.344	36.857	1'56.691P	208,5	15:40'15.905
8	4'30.276	27.004	34.438	26.733	5'58.451P	160,5	15:46'14.356
9	26.668	23.421	27.823	21.831	1'39.743	213,9	15:47'54.099
10	25.908	23.371	27.366	21.981	1'38.626C	216,0	15:49'32.725
11	25.911	23.180	27.835	21.938	1'38.864	216,9	15:51'11.589
12	26.921	25.785	33.649	24.093	1'50.448	170,6	15:53'02.037
13	26.153	23.332	27.673	1'37.546	2'54.704CP	215,1	15:55'56.741
14	5'21.670	30.107	31.393	25.725	6'48.895P	210,5	16:02'45.636
15	28.914	27.290	32.672	22.372	1'51.248	165,1	16:04'36.884
16	31.308	24.432	28.167	22.342	1'46.249	213,0	16:06'23.133
17	26.125	23.532	35.401	23.673	1'48.731	160,5	16:08'11.864
18	25.922	23.329	27.153	21.911	1'38.315	216,4	16:09'50.179
19	26.136	23.217	27.443	36.392	1'53.188P	215,1	16:11'43.367
20	4'57.432	26.807	28.269	22.498	6'15.006P	212,2	16:17'58.373
21	25.967	23.171	27.351	21.985	1'38.474	215,1	16:19'36.847
22	25.883	23.291	27.494	21.864	1'38.532	214,7	16:21'15.379

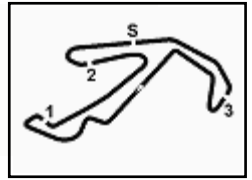
89 H. HAN (1'39.051)

Giro	Seg.1	Seg.2	Seg.3	Seg.4	T. Giro	km/h	Local Time
1							15:26'42.145
2	57.345	30.327	33.870	25.445	2'26.987P	189,1	15:29'09.132
3	28.882	25.260	29.248	23.169	1'46.559	213,0	15:30'55.691
4	27.077	24.683	28.210	23.286	1'43.256	215,6	15:32'38.947
5	27.424	23.770	28.094	22.391	1'41.679	213,0	15:34'20.626
6	26.806	23.362	27.726	22.060	1'39.954C	213,9	15:36'00.580
7	26.393	1'15.506	29.857	23.422	2'35.178C	213,4	15:38'35.758
8	26.565	23.446	27.932	22.876	1'40.819C	215,6	15:40'16.577
9	27.105	23.660	27.887	22.387	1'41.039	216,4	15:41'57.616
10	26.304	23.760	28.846	22.391	1'41.301C	215,1	15:43'38.917
11	27.757	25.234	29.568	40.033	2'02.592P	215,1	15:45'41.509
12	8'00.915	25.651	27.823	23.187	9'17.576P	214,3	15:54'59.085
13	26.330	23.558	27.807	22.203	1'39.898	214,7	15:56'38.983
14	26.602	23.629	27.486	22.281	1'39.998	216,4	15:58'18.981
15	26.619	24.588	27.871	22.323	1'41.401C	216,0	16:00'00.382
16	26.544	23.628	27.546	38.255	1'55.973CP	216,0	16:01'56.355
17	11'22.765	29.817	34.688	25.158	12'52.428P	123,7	16:14'48.783
18	27.557	24.484	28.104	23.806	1'43.951	214,7	16:16'32.734
19	26.383	23.594	27.523	21.953	1'39.453	216,4	16:18'12.187
20	26.398	23.255	27.535	22.096	1'39.284	215,6	16:19'51.471
21	26.276	23.273	27.503	21.999	1'39.051	216,0	16:21'30.522

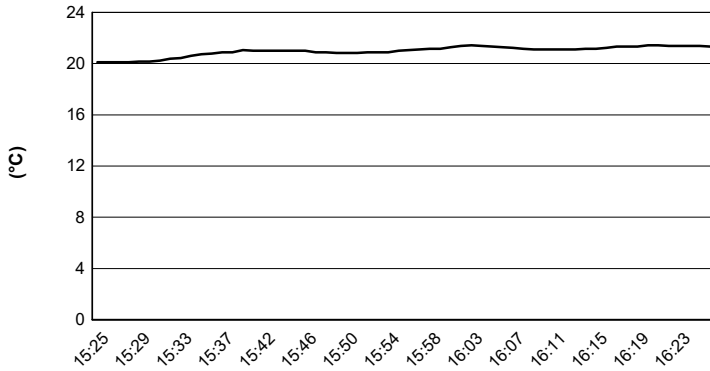
05/05/2023

P = Box In/Out - C = Tempo Invalidato

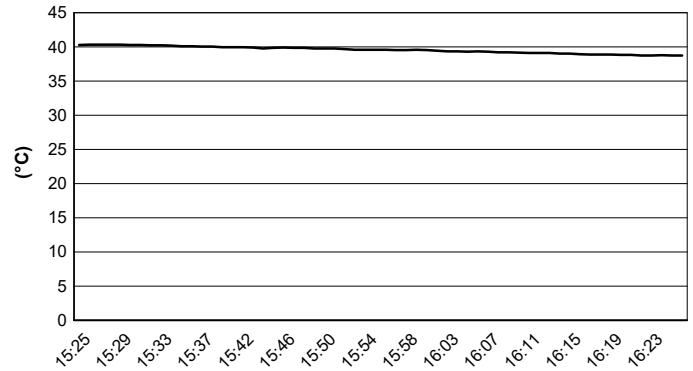




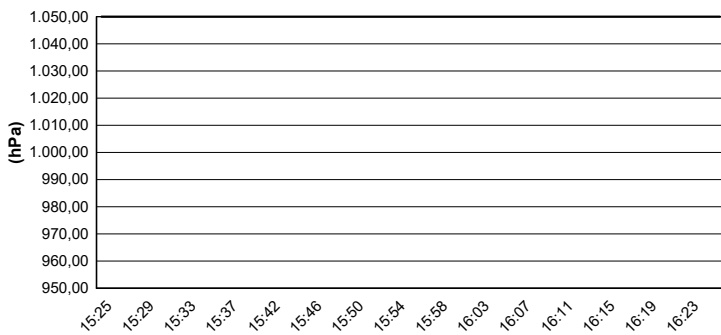
Air Temperature



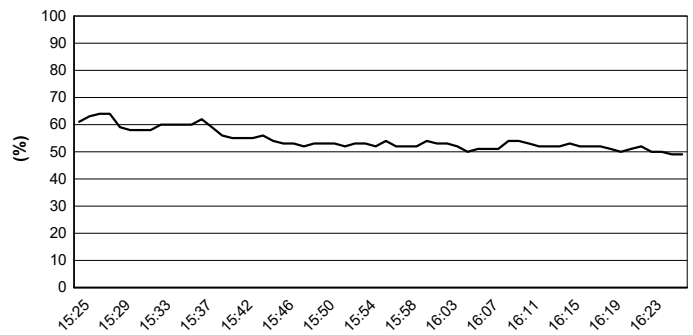
Track Temperature



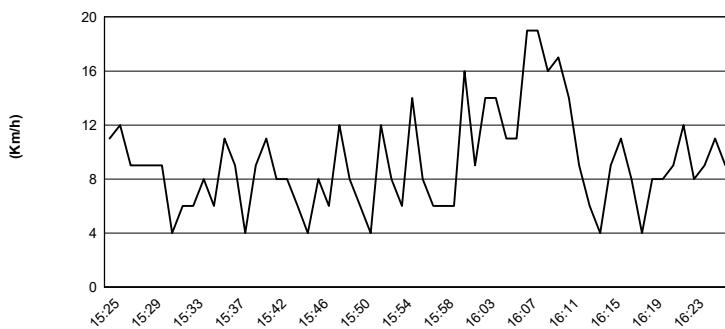
Air Pressure



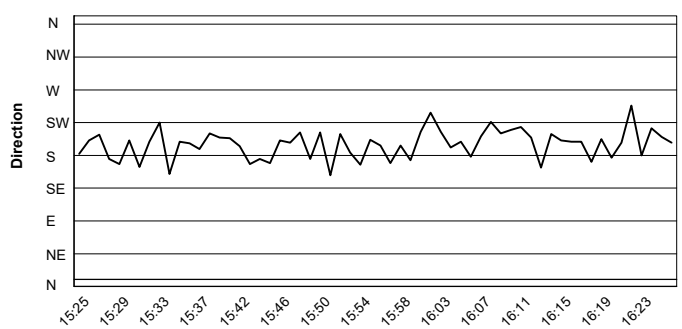
Humidity



Wind Speed



Wind Direction



05/05/2023

