

ACI Racing Weekend Imola, 24-25 Luglio 2021

Porsche Carrera Cup Italia - Classifica Qualifiche 1

| Num. | Conduuttore | Naz | Concorrente | Team | Auto | Classe | Tempo | Dist. | Rel. | Giri |
|------|-------------------------------------|-----|----------------------------|----------------------------|---------------------|--------|-----------------|-------|-------|------|
| 1 | 25 GIARDELLI Alessandro | ITA | Dinamic Motorsport | Dinamic Motorsport | Porsche 911 GT3 Cup | | 1'43.285 | | | 3 |
| 2 | 38 IAQUINTA Simone | ITA | Dinamic Motorsport | Dinamic Motorsport | Porsche 911 GT3 Cup | | 1'43.462 | 0.177 | 0.177 | 3 |
| 3 | 32 QUARESMINI Gianmarco | ITA | Tsunami RT | Tsunami RT | Porsche 911 GT3 Cup | | 1'43.537 | 0.252 | 0.075 | 3 |
| 4 | 28 AMATI Giorgio | ITA | Dinamic Motorsport | Dinamic Motorsport | Porsche 911 GT3 Cup | | 1'43.635 | 0.350 | 0.098 | 4 |
| 5 | 8 CERQUI Alberto | ITA | Ghinzani Arco Motorsport | Q8 Hi Perform | Porsche 911 GT3 Cup | | 1'43.643 | 0.358 | 0.008 | 4 |
| 6 | 11 CAGLIONI Leonardo | ITA | Ombra Racing | Ombra Racing | Porsche 911 GT3 Cup | | 1'43.733 | 0.448 | 0.090 | 5 |
| 7 | 18 CAZZANIGA Daniele | ITA | Ghinzani Arco Motorsport | Ghinzani Arco Motorsport | Porsche 911 GT3 Cup | | 1'43.833 | 0.548 | 0.100 | 9 |
| 8 | 4 MONCINI Leonardo | ITA | Ghinzani Arco Motorsport | Ghinzani Arco Motorsport | Porsche 911 GT3 Cup | | 1'43.851 | 0.566 | 0.018 | 10 |
| 9 | 39 GATTUSO Stefano | ITA | Ombra Racing | Ombra Racing | Porsche 911 GT3 Cup | | 1'43.906 | 0.621 | 0.055 | 8 |
| 10 | 17 FULGENZI Enrico | ITA | EF Racing | EF Racing | Porsche 911 GT3 Cup | | 1'44.007 | 0.722 | 0.101 | 7 |
| 11 | 3 MORETTI Marzio | ITA | Bonaldi Motorsport | Bonaldi Motorsport | Porsche 911 GT3 Cup | | 1'44.008 | 0.723 | 0.001 | 6 |
| 12 | 15 FESTANTE Aldo | ITA | Ombra Racing | Ombra Racing | Porsche 911 GT3 Cup | | 1'44.030 | 0.745 | 0.022 | 3 |
| 13 | 33 LEVORATO Gianmarco | ITA | Tsunami RT | Tsunami RT | Porsche 911 GT3 Cup | | 1'44.170 | 0.885 | 0.140 | 8 |
| 14 | 30 STRIGNANO Benedetto | ITA | AB Racing | AB Racing | Porsche 911 GT3 Cup | | 1'44.180 | 0.895 | 0.010 | 6 |
| 15 | 27 MALVESTITI Federico | ITA | Ghinzani Arco Motorsport | Ghinzani Arco Motorsport | Porsche 911 GT3 Cup | | 1'44.347 | 1.062 | 0.167 | 10 |
| 16 | 40 VUKOV Risto | MKD | GDL Racing | GDL Racing | Porsche 911 GT3 Cup | | 1'44.681 | 1.396 | 0.334 | 10 |
| 17 | 81 CASSARÀ Marco | ITA | Raptor Engineering | Raptor Engineering | Porsche 911 GT3 Cup | MC | 1'44.908 | 1.623 | 0.227 | 9 |
| 18 | 88 RANDAZZO Piergiacomo | ITA | AB Racing | AB Racing | Porsche 911 GT3 Cup | MC | 1'44.979 | 1.694 | 0.071 | 7 |
| 19 | 70 GIORGI Gianluca | ITA | Ebimotors | Ebimotors | Porsche 911 GT3 Cup | MC | 1'45.143 | 1.858 | 0.164 | 8 |
| 20 | 12 TOVILAVICIUS Dziugas | LTU | Ombra Racing | Ombra Racing | Porsche 911 GT3 Cup | | 1'45.187 | 1.902 | 0.044 | 13 |
| 21 | 85 ROVIDA Matteo | ITA | The Driving Experiences | The Driving Experiences | Porsche 911 GT3 Cup | MC | 1'45.274 | 1.989 | 0.087 | 11 |
| 22 | 82 CORRADINA Andreas | ITA | Profildors by Huber Racing | Profildors by Huber Racing | Porsche 911 GT3 Cup | MC | 1'45.461 | 2.176 | 0.187 | 12 |
| 23 | 72 LOCANTO Diego | ITA | Krypton Motorsport | Krypton Motorsport | Porsche 911 GT3 Cup | MC | 1'46.112 | 2.827 | 0.651 | 12 |
| 24 | 71 PICCIOLI Gianluigi | ITA | Ebimotors | Ebimotors | Porsche 911 GT3 Cup | MC | 1'46.257 | 2.972 | 0.145 | 10 |
| 25 | 50 FENICI Francesco Maria | ITA | AB Racing | AB Racing | Porsche 911 GT3 Cup | MC | 1'46.305 | 3.020 | 0.048 | 13 |
| 26 | 66 VENEROSI PESCIOLINI Paolo | ITA | Ebimotors | Ebimotors | Porsche 911 GT3 Cup | MC | 1'46.818 | 3.533 | 0.513 | 13 |
| 27 | 60 GALASSI Marco | SMR | Team Malucelli | Team Malucelli | Porsche 911 GT3 Cup | MC | 1'47.552 | 4.267 | 0.734 | 8 |
| 28 | 54 PERONI Luigi | ITA | Ebimotors | Ebimotors | Porsche 911 GT3 Cup | MC | 1'47.819 | 4.534 | 0.267 | 12 |
| 29 | 69 MONTAGNESE Massimiliano | ITA | Team Malucelli | Team Malucelli | Porsche 911 GT3 Cup | MS | 1'48.054 | 4.769 | 0.235 | 7 |
| 30 | 99 DONZELLI Massimiliano | ITA | Team Malucelli | Team Malucelli | Porsche 911 GT3 Cup | MC | 1'48.085 | 4.800 | 0.031 | 11 |
| 31 | 78 SCANNICCHIO Davide | ITA | ZRS Motorsport | ZRS Motorsport | Porsche 911 GT3 Cup | MS | 1'48.998 | 5.713 | 0.913 | 7 |
| 32 | 59 PARISINI Marco | ITA | Team Malucelli | Team Malucelli | Porsche 911 GT3 Cup | MS | 1'51.514 | 8.229 | 2.516 | 12 |

Tempo di Qualificazione: (110% di 1'43.428): 1'53.772

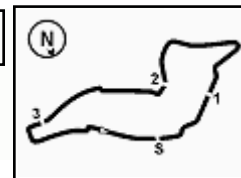
| | | | |
|------------|-----|-------|------|
| Umidità | 49% | ARIA | 31°C |
| Condizioni | DRY | Pista | 45°C |

Direttore di Gara : Massimiliano Ghinassi

24/07/2021 Inizio 10:29 Fine 11:02

Esposta alle:





ACI Racing Weekend Imola, 24-25 Luglio 2021
Porsche Carrera Cup Italia - Classifica Qualifiche 1

Penalty and Infringement

| | | |
|-------|------------------------|--|
| 10.37 | 40 GDL Racing | Time deleted current lap exceeded track limits - Turn 15 |
| 10.47 | 8 Ghinzani Arco Motor | Time deleted current lap exceeded track limits - Turn 15 |
| 10.54 | 17 EF Racing | Time deleted current lap exceeded track limits - Turn 15 |
| 10.55 | 82 Profildors by Huber | Time deleted current lap exceeded track limits - Turn 9 |
| 10.56 | 50 AB Racing | Time deleted current lap exceeded track limits - Turn 9 |
| 10.57 | 12 Ombra Racing | Time deleted current lap exceeded track limits - Turn 9 |
| 10.57 | 30 AB Racing | Time deleted current lap exceeded track limits - Turn 15 |
| 10.57 | 99 Team Malucelli | Time deleted current lap exceeded track limits - Turn 9 |
| 10.57 | 40 GDL Racing | Time deleted current lap exceeded track limits - Turn 15 |
| 11.00 | 88 AB Racing | Time deleted current lap exceeded track limits - Turn 15 |

Fastest Laps Sequence

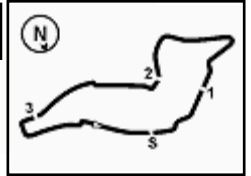
| Num. | Concorrente | Naz | Team | Auto | Local Time | Tempo | Dist. | Media |
|------|------------------------|-----|--------------------------|---------------------|--------------|-----------------|--------|---------|
| 40 | R. VUKOV | MKD | GDL Racing | Porsche 911 GT3 Cup | 10:34'16.009 | 1'51.029 | | 170,064 |
| 66 | P. VENEROSI PESCIOLINI | ITA | Ebimotors | Porsche 911 GT3 Cup | 10:34'25.566 | 1'49.232 | -1.797 | 172,861 |
| 71 | G. PICCIOLI | ITA | Ebimotors | Porsche 911 GT3 Cup | 10:34'27.700 | 1'48.677 | -0.555 | 173,744 |
| 70 | G. GIORGI | ITA | Ebimotors | Porsche 911 GT3 Cup | 10:34'49.395 | 1'46.942 | -1.735 | 176,563 |
| 85 | M. ROVIDA | ITA | The Driving Experiences | Porsche 911 GT3 Cup | 10:37'06.709 | 1'46.311 | -0.631 | 177,611 |
| 70 | G. GIORGI | ITA | Ebimotors | Porsche 911 GT3 Cup | 10:38'22.687 | 1'46.021 | -0.290 | 178,097 |
| 30 | B. STRIGNANO | ITA | AB Racing | Porsche 911 GT3 Cup | 10:38'50.017 | 1'45.168 | -0.853 | 179,541 |
| 4 | L. MONCINI | ITA | Ghinzani Arco Motorsport | Porsche 911 GT3 Cup | 10:40'21.852 | 1'45.123 | -0.045 | 179,618 |
| 30 | B. STRIGNANO | ITA | AB Racing | Porsche 911 GT3 Cup | 10:40'34.327 | 1'44.310 | -0.813 | 181,018 |
| 15 | A. FESTANTE | ITA | Ombra Racing | Porsche 911 GT3 Cup | 10:44'56.451 | 1'44.030 | -0.280 | 181,505 |
| 3 | M. MORETTI | ITA | Bonaldi Motorsport | Porsche 911 GT3 Cup | 10:46'58.310 | 1'44.008 | -0.022 | 181,544 |
| 38 | S. IAQUINTA | ITA | Dinamic Motorsport | Porsche 911 GT3 Cup | 10:47'09.508 | 1'43.462 | -0.546 | 182,502 |
| 25 | A. GIARDELLI | ITA | Dinamic Motorsport | Porsche 911 GT3 Cup | 10:47'10.518 | 1'43.285 | -0.177 | 182,815 |

Direttore di Gara : Massimiliano Ghinassi

24/07/2021 Inizio 10:29 Fine 11:02

Esposta alle:





ACI Racing Weekend Imola, 24-25 Luglio 2021
Porsche Carrera Cup Italia - Best Sectors & Speed Qualifiche 1

MIGLIOR GIRO

| | | | |
|----|-------------------------------------|---------------------|----------|
| 1 | 25 GIARDELLI Alessandro | Porsche 911 GT3 Cup | 1'43.285 |
| 2 | 38 IAQUINTA Simone | Porsche 911 GT3 Cup | 1'43.462 |
| 3 | 32 QUARESMINI Gianmarco | Porsche 911 GT3 Cup | 1'43.537 |
| 4 | 28 AMATI Giorgio | Porsche 911 GT3 Cup | 1'43.635 |
| 5 | 8 CERQUI Alberto | Porsche 911 GT3 Cup | 1'43.643 |
| 6 | 11 CAGLIONI Leonardo | Porsche 911 GT3 Cup | 1'43.733 |
| 7 | 18 CAZZANIGA Daniele | Porsche 911 GT3 Cup | 1'43.833 |
| 8 | 4 MONCINI Leonardo | Porsche 911 GT3 Cup | 1'43.851 |
| 9 | 39 GATTUSO Stefano | Porsche 911 GT3 Cup | 1'43.906 |
| 10 | 17 FULGENZI Enrico | Porsche 911 GT3 Cup | 1'44.007 |
| 11 | 3 MORETTI Marzio | Porsche 911 GT3 Cup | 1'44.008 |
| 12 | 15 FESTANTE Aldo | Porsche 911 GT3 Cup | 1'44.030 |
| 13 | 33 LEVORATO Gianmarco | Porsche 911 GT3 Cup | 1'44.170 |
| 14 | 30 STRIGNANO Benedetto | Porsche 911 GT3 Cup | 1'44.180 |
| 15 | 27 MALVESTITI Federico | Porsche 911 GT3 Cup | 1'44.347 |
| 16 | 40 VUKOV Risto | Porsche 911 GT3 Cup | 1'44.681 |
| 17 | 81 CASSARÀ Marco | Porsche 911 GT3 Cup | 1'44.908 |
| 18 | 88 RANDAZZO Piergiacomo | Porsche 911 GT3 Cup | 1'44.979 |
| 19 | 70 GIORGI Gianluca | Porsche 911 GT3 Cup | 1'45.143 |
| 20 | 12 TOVILAVICIUS Dziugas | Porsche 911 GT3 Cup | 1'45.187 |
| 21 | 85 ROVIDA Matteo | Porsche 911 GT3 Cup | 1'45.274 |
| 22 | 82 CORRADINA Andreas | Porsche 911 GT3 Cup | 1'45.461 |
| 23 | 72 LOCANTO Diego | Porsche 911 GT3 Cup | 1'46.112 |
| 24 | 71 PICCIOLI Gianluigi | Porsche 911 GT3 Cup | 1'46.257 |
| 25 | 50 FENICI Francesco Maria | Porsche 911 GT3 Cup | 1'46.305 |
| 26 | 66 VENEROSI PESCIOLINI Paolo | Porsche 911 GT3 Cup | 1'46.818 |
| 27 | 60 GALASSI Marco | Porsche 911 GT3 Cup | 1'47.552 |
| 28 | 54 PERONI Luigi | Porsche 911 GT3 Cup | 1'47.819 |
| 29 | 69 MONTAGNESE Massimiliano | Porsche 911 GT3 Cup | 1'48.054 |
| 30 | 99 DONZELLI Massimiliano | Porsche 911 GT3 Cup | 1'48.085 |
| 31 | 78 SCANNICCHIO Davide | Porsche 911 GT3 Cup | 1'48.998 |
| 32 | 59 PARISINI Marco | Porsche 911 GT3 Cup | 1'51.514 |

SPEED

| | | | |
|----|-------------------------------------|---------------------|-------|
| 1 | 25 GIARDELLI Alessandro | Porsche 911 GT3 Cup | 281,3 |
| 2 | 38 IAQUINTA Simone | Porsche 911 GT3 Cup | 281,3 |
| 3 | 3 MORETTI Marzio | Porsche 911 GT3 Cup | 280,5 |
| 4 | 28 AMATI Giorgio | Porsche 911 GT3 Cup | 280,5 |
| 5 | 33 LEVORATO Gianmarco | Porsche 911 GT3 Cup | 280,5 |
| 6 | 30 STRIGNANO Benedetto | Porsche 911 GT3 Cup | 280,5 |
| 7 | 11 CAGLIONI Leonardo | Porsche 911 GT3 Cup | 279,8 |
| 8 | 27 MALVESTITI Federico | Porsche 911 GT3 Cup | 279,8 |
| 9 | 32 QUARESMINI Gianmarco | Porsche 911 GT3 Cup | 279,8 |
| 10 | 60 GALASSI Marco | Porsche 911 GT3 Cup | 279,1 |
| 11 | 12 TOVILAVICIUS Dziugas | Porsche 911 GT3 Cup | 279,1 |
| 12 | 39 GATTUSO Stefano | Porsche 911 GT3 Cup | 279,1 |
| 13 | 85 ROVIDA Matteo | Porsche 911 GT3 Cup | 279,1 |
| 14 | 81 CASSARÀ Marco | Porsche 911 GT3 Cup | 279,1 |
| 15 | 8 CERQUI Alberto | Porsche 911 GT3 Cup | 278,4 |
| 16 | 82 CORRADINA Andreas | Porsche 911 GT3 Cup | 276,9 |
| 17 | 15 FESTANTE Aldo | Porsche 911 GT3 Cup | 276,9 |
| 18 | 17 FULGENZI Enrico | Porsche 911 GT3 Cup | 276,9 |
| 19 | 66 VENEROSI PESCIOLINI Paolo | Porsche 911 GT3 Cup | 276,9 |
| 20 | 71 PICCIOLI Gianluigi | Porsche 911 GT3 Cup | 276,9 |
| 21 | 99 DONZELLI Massimiliano | Porsche 911 GT3 Cup | 276,2 |
| 22 | 70 GIORGI Gianluca | Porsche 911 GT3 Cup | 276,2 |
| 23 | 88 RANDAZZO Piergiacomo | Porsche 911 GT3 Cup | 276,2 |
| 24 | 72 LOCANTO Diego | Porsche 911 GT3 Cup | 276,2 |
| 25 | 4 MONCINI Leonardo | Porsche 911 GT3 Cup | 275,5 |
| 26 | 18 CAZZANIGA Daniele | Porsche 911 GT3 Cup | 275,5 |
| 27 | 40 VUKOV Risto | Porsche 911 GT3 Cup | 274,8 |
| 28 | 50 FENICI Francesco Maria | Porsche 911 GT3 Cup | 274,1 |
| 29 | 69 MONTAGNESE Massimiliano | Porsche 911 GT3 Cup | 270,0 |
| 30 | 54 PERONI Luigi | Porsche 911 GT3 Cup | 270,0 |
| 31 | 59 PARISINI Marco | Porsche 911 GT3 Cup | 268,0 |
| 32 | 78 SCANNICCHIO Davide | Porsche 911 GT3 Cup | 265,4 |

SEG. 1

| | | |
|----|----------------------------------|--------|
| 1 | 11 CAGLIONI Leonardo | 21.756 |
| 2 | 8 CERQUI Alberto | 21.772 |
| 3 | 17 FULGENZI Enrico | 21.810 |
| 4 | 25 GIARDELLI Alessandro | 21.833 |
| 5 | 3 MORETTI Marzio | 21.833 |
| 6 | 28 AMATI Giorgio | 21.836 |
| 7 | 27 MALVESTITI Federico | 21.863 |
| 8 | 33 LEVORATO Gianmarco | 21.883 |
| 9 | 39 GATTUSO Stefano | 21.900 |
| 10 | 38 IAQUINTA Simone | 21.939 |
| 11 | 18 CAZZANIGA Daniele | 21.954 |
| 12 | 32 QUARESMINI Gianmarco | 21.969 |
| 13 | 15 FESTANTE Aldo | 22.012 |
| 14 | 81 CASSARÀ Marco | 22.037 |
| 15 | 30 STRIGNANO Benedetto | 22.040 |
| 16 | 4 MONCINI Leonardo | 22.090 |
| 17 | 12 TOVILAVICIUS Dziugas | 22.193 |
| 18 | 40 VUKOV Risto | 22.194 |
| 19 | 88 RANDAZZO Piergiacomo | 22.276 |
| 20 | 71 PICCIOLI Gianluigi | 22.285 |
| 21 | 82 CORRADINA Andreas | 22.318 |
| 22 | 85 ROVIDA Matteo | 22.341 |
| 23 | 50 FENICI Francesco Maria | 22.416 |
| 24 | 70 GIORGI Gianluca | 22.438 |
| 25 | 72 LOCANTO Diego | 22.504 |
| 26 | 60 GALASSI Marco | 22.599 |
| 27 | 66 VENEROSI PESCIOLINI | 22.599 |
| 28 | 54 PERONI Luigi | 22.787 |
| 29 | 69 MONTAGNESE Massimil | 22.850 |
| 30 | 99 DONZELLI Massimiliano | 22.871 |
| 31 | 78 SCANNICCHIO Davide | 23.039 |
| 32 | 59 PARISINI Marco | 23.421 |

SEG. 2

| | | |
|----|----------------------------------|--------|
| 1 | 25 GIARDELLI Alessandro | 33.979 |
| 2 | 8 CERQUI Alberto | 34.081 |
| 3 | 18 CAZZANIGA Daniele | 34.097 |
| 4 | 38 IAQUINTA Simone | 34.137 |
| 5 | 15 FESTANTE Aldo | 34.139 |
| 6 | 4 MONCINI Leonardo | 34.177 |
| 7 | 32 QUARESMINI Gianmarco | 34.197 |
| 8 | 39 GATTUSO Stefano | 34.211 |
| 9 | 11 CAGLIONI Leonardo | 34.220 |
| 10 | 3 MORETTI Marzio | 34.271 |
| 11 | 28 AMATI Giorgio | 34.272 |
| 12 | 30 STRIGNANO Benedetto | 34.289 |
| 13 | 33 LEVORATO Gianmarco | 34.330 |
| 14 | 27 MALVESTITI Federico | 34.391 |
| 15 | 17 FULGENZI Enrico | 34.424 |
| 16 | 40 VUKOV Risto | 34.433 |
| 17 | 88 RANDAZZO Piergiacomo | 34.530 |
| 18 | 12 TOVILAVICIUS Dziugas | 34.623 |
| 19 | 85 ROVIDA Matteo | 34.699 |
| 20 | 70 GIORGI Gianluca | 34.702 |
| 21 | 81 CASSARÀ Marco | 34.758 |
| 22 | 82 CORRADINA Andreas | 34.879 |
| 23 | 50 FENICI Francesco Maria | 34.994 |
| 24 | 72 LOCANTO Diego | 35.005 |
| 25 | 71 PICCIOLI Gianluigi | 35.061 |
| 26 | 66 VENEROSI PESCIOLINI | 35.180 |
| 27 | 60 GALASSI Marco | 35.473 |
| 28 | 59 DONZELLI Massimiliano | 35.636 |
| 29 | 54 PERONI Luigi | 35.648 |
| 30 | 69 MONTAGNESE Massimil | 35.688 |
| 31 | 78 SCANNICCHIO Davide | 36.042 |
| 32 | 59 PARISINI Marco | 36.618 |

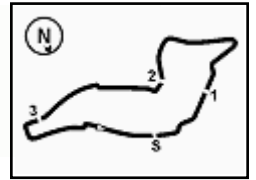
SEG. 3

| | | |
|----|----------------------------------|--------|
| 1 | 28 AMATI Giorgio | 29.023 |
| 2 | 11 CAGLIONI Leonardo | 29.120 |
| 3 | 32 QUARESMINI Gianmarco | 29.165 |
| 4 | 3 MORETTI Marzio | 29.167 |
| 5 | 27 MALVESTITI Federico | 29.214 |
| 6 | 38 IAQUINTA Simone | 29.218 |
| 7 | 25 GIARDELLI Alessandro | 29.235 |
| 8 | 4 MONCINI Leonardo | 29.279 |
| 9 | 39 GATTUSO Stefano | 29.299 |
| 10 | 8 CERQUI Alberto | 29.313 |
| 11 | 30 STRIGNANO Benedetto | 29.317 |
| 12 | 18 CAZZANIGA Daniele | 29.402 |
| 13 | 15 FESTANTE Aldo | 29.425 |
| 14 | 88 RANDAZZO Piergiacomo | 29.425 |
| 15 | 17 FULGENZI Enrico | 29.431 |
| 16 | 33 LEVORATO Gianmarco | 29.456 |
| 17 | 40 VUKOV Risto | 29.481 |
| 18 | 81 CASSARÀ Marco | 29.499 |
| 19 | 70 GIORGI Gianluca | 29.547 |
| 20 | 12 TOVILAVICIUS Dziugas | 29.661 |
| 21 | 85 ROVIDA Matteo | 29.681 |
| 22 | 82 CORRADINA Andreas | 29.774 |
| 23 | 72 LOCANTO Diego | 29.797 |
| 24 | 50 FENICI Francesco Maria | 29.938 |
| 25 | 66 VENEROSI PESCIOLINI | 30.072 |
| 26 | 54 PERONI Luigi | 30.113 |
| 27 | 71 PICCIOLI Gianluigi | 30.158 |
| 28 | 60 GALASSI Marco | 30.234 |
| 29 | 99 DONZELLI Massimiliano | 30.413 |
| 30 | 69 MONTAGNESE Massimil | 30.554 |
| 31 | 78 SCANNICCHIO Davide | 30.739 |
| 32 | 59 PARISINI Marco | 31.868 |

SEG. 4

| | | |
|----|----------------------------------|--------|
| 1 | 38 IAQUINTA Simone | 18.168 |
| 2 | 32 QUARESMINI Gianmarco | 18.206 |
| 3 | 25 GIARDELLI Alessandro | 18.238 |
| 4 | 8 CERQUI Alberto | 18.249 |
| 5 | 3 MORETTI Marzio | 18.275 |
| 6 | 30 STRIGNANO Benedetto | 18.304 |
| 7 | 4 MONCINI Leonardo | 18.305 |
| 8 | 15 FESTANTE Aldo | 18.306 |
| 9 | 17 FULGENZI Enrico | 18.315 |
| 10 | 28 AMATI Giorgio | 18.323 |
| 11 | 39 GATTUSO Stefano | 18.352 |
| 12 | 27 MALVESTITI Federico | 18.356 |
| 13 | 11 CAGLIONI Leonardo | 18.362 |
| 14 | 33 LEVORATO Gianmarco | 18.366 |
| 15 | 18 CAZZANIGA Daniele | 18.368 |
| 16 | 81 CASSARÀ Marco | 18.386 |
| 17 | 12 TOVILAVICIUS Dziugas | 18.406 |
| 18 | 40 VUKOV Risto | 18.410 |
| 19 | 88 RANDAZZO Piergiacomo | 18.412 |
| 20 | 82 CORRADINA Andreas | 18.438 |
| 21 | 70 GIORGI Gianluca | 18.456 |
| 22 | 85 ROVIDA Matteo | 18.485 |
| 23 | 71 PICCIOLI Gianluigi | 18.637 |
| 24 | 50 FENICI Francesco Maria | 18.650 |
| 25 | 72 LOCANTO Diego | 18.696 |
| 26 | 60 GALASSI Marco | 18.781 |
| 27 | 66 VENEROSI PESCIOLINI | 18.801 |
| 28 | 54 PERONI Luigi | 18.803 |
| 29 | 99 DONZELLI Massimiliano | 18.842 |
| 30 | 69 MONTAGNESE Massimil | 18.962 |
| 31 | 78 SCANNICCHIO Davide | 19.126 |
| 32 | 59 PARISINI Marco | 19.440 |





ACI Racing Weekend Imola, 24-25 Luglio 2021

Porsche Carrera Cup Italia - Ideal Time Qualifiche 1

Imola Circuit 5.245 m
1 / 2

| Num. Conducente | Auto | Seg. 1 Diff. 1 | Seg. 2 Diff. 2 | Seg. 3 Diff. 3 | Seg. 4 Diff. 4 | Ideal Time | | | |
|----------------------------|-------------------------|---------------------|-------------------|-------------------|-------------------------|------------------|-----------------------------|-------|-------|
| | | | | | | Miglior Giro | Pos. | Diff. | |
| 1 | 25 GIARDELLI A. (ITA) | Porsche 911 GT3 Cup | 21.833 | 33.979 | 29.235 | 18.238 | 1'43.285 1'43.285 | 1 | |
| 2 | 8 CERQUI A. (ITA) | Porsche 911 GT3 Cup | 21.772 | 34.081 | 29.313 +0.228 | 18.249 | 1'43.415 1'43.643 | 5 | 0.228 |
| 3 | 28 AMATI G. (ITA) | Porsche 911 GT3 Cup | 21.836 | 34.272 +0.086 | 29.023 +0.065 | 18.323 +0.030 | 1'43.454 1'43.635 | 4 | 0.181 |
| 4 | 11 CAGLIONI L. (ITA) | Porsche 911 GT3 Cup | 21.756 | 34.220 | 29.120 +0.122 | 18.362 +0.153 | 1'43.458 1'43.733 | 6 | 0.275 |
| 5 | 38 IAQUINTA S. (ITA) | Porsche 911 GT3 Cup | 21.939 | 34.137 | 29.218 | 18.168 | 1'43.462 1'43.462 | 2 | |
| 6 | 32 QUARESMINI G. (ITA) | Porsche 911 GT3 Cup | 21.969 | 34.197 | 29.165 | 18.206 | 1'43.537 1'43.537 | 3 | |
| 7 | 3 MORETTI M. (ITA) | Porsche 911 GT3 Cup | 21.833 +0.183 | 34.271 | 29.167 +0.279 | 18.275 | 1'43.546 1'44.008 | 11 | 0.462 |
| 8 | 39 GATTUSO S. (ITA) | Porsche 911 GT3 Cup | 21.900 +0.132 | 34.211 | 29.299 | 18.352 +0.012 | 1'43.762 1'43.906 | 9 | 0.144 |
| 9 | 18 CAZZANIGA D. (ITA) | Porsche 911 GT3 Cup | 21.954 | 34.097 | 29.402 +0.012 | 18.368 | 1'43.821 1'43.833 | 7 | 0.012 |
| 10 | 27 MALVESTITI F. (ITA) | Porsche 911 GT3 Cup | 21.863 +0.166 | 34.391 | 29.214 +0.118 | 18.356 +0.239 | 1'43.824 1'44.347 | 15 | 0.523 |
| 11 | 4 MONCINI L. (ITA) | Porsche 911 GT3 Cup | 22.090 | 34.177 | 29.279 | 18.305 | 1'43.851 1'43.851 | 8 | |
| 12 | 15 FESTANTE A. (ITA) | Porsche 911 GT3 Cup | 22.012 +0.148 | 34.139 | 29.425 | 18.306 | 1'43.882 1'44.030 | 12 | 0.148 |
| 13 | 30 STRIGNANO B. (ITA) | Porsche 911 GT3 Cup | 22.040 +0.171 | 34.289 | 29.317 +0.059 | 18.304 | 1'43.950 1'44.180 | 14 | 0.230 |
| 14 | 17 FULGENZI E. (ITA) | Porsche 911 GT3 Cup | 21.810 | 34.424 | 29.431 +0.027 | 18.315 | 1'43.980 1'44.007 | 10 | 0.027 |
| 15 | 33 LEVORATO G. (ITA) | Porsche 911 GT3 Cup | 21.883 +0.013 | 34.330 | 29.456 +0.122 | 18.366 | 1'44.035 1'44.170 | 13 | 0.135 |
| 16 | 40 VUKOV R. (MKD) | Porsche 911 GT3 Cup | 22.194 +0.033 | 34.433 | 29.481 +0.130 | 18.410 | 1'44.518 1'44.681 | 16 | 0.163 |
| 17 | 88 RANDAZZO P. (ITA) | Porsche 911 GT3 Cup | 22.276 +0.173 | 34.530 | 29.425 +0.163 | 18.412 | 1'44.643 1'44.979 | 18 | 0.336 |
| 18 | 81 CASSARÀ M. (ITA) | Porsche 911 GT3 Cup | 22.037 +0.027 | 34.758 +0.044 | 29.499 +0.157 | 18.386 | 1'44.680 1'44.908 | 17 | 0.228 |
| 19 | 12 TOVLAVICIUS D. (LTU) | Porsche 911 GT3 Cup | 22.193 +0.035 | 34.623 +0.176 | 29.661 | 18.406 +0.093 | 1'44.883 1'45.187 | 20 | 0.304 |
| 20 | 70 GIORGI G. (ITA) | Porsche 911 GT3 Cup | 22.438 | 34.702 | 29.547 | 18.456 | 1'45.143 1'45.143 | 19 | |
| 21 | 85 ROVIDA M. (ITA) | Porsche 911 GT3 Cup | 22.341 | 34.699 | 29.681 +0.033 | 18.485 +0.035 | 1'45.206 1'45.274 | 21 | 0.068 |
| 22 | 82 CORRADINA A. (ITA) | Porsche 911 GT3 Cup | 22.318 +0.052 | 34.879 | 29.774 | 18.438 | 1'45.409 1'45.461 | 22 | 0.052 |
| 23 | 50 FENICI F. (ITA) | Porsche 911 GT3 Cup | 22.416 +0.051 | 34.994 | 29.938 +0.253 | 18.650 +0.003 | 1'45.998 1'46.305 | 25 | 0.307 |
| 24 | 72 LOCANTO D. (ITA) | Porsche 911 GT3 Cup | 22.504 +0.040 | 35.005 +0.070 | 29.797 | 18.696 | 1'46.002 1'46.112 | 23 | 0.110 |
| 25 | 71 PICCIOLI G. (ITA) | Porsche 911 GT3 Cup | 22.285 +0.032 | 35.061 | 30.158 +0.084 | 18.637 | 1'46.141 1'46.257 | 24 | 0.116 |
| 26 | 66 VENEROSI PESCIOLIN | Porsche 911 GT3 Cup | 22.599 +0.055 | 35.180 +0.096 | 30.072 | 18.801 +0.015 | 1'46.652 1'46.818 | 26 | 0.166 |
| 27 | 60 GALASSI M. (SMR) | Porsche 911 GT3 Cup | 22.599 | 35.473 +0.083 | 30.234 +0.318 | 18.781 +0.064 | 1'47.087 1'47.552 | 27 | 0.465 |
| 28 | 54 PERONI L. (ITA) | Porsche 911 GT3 Cup | 22.787 +0.167 | 35.648 +0.091 | 30.113 | 18.803 +0.210 | 1'47.351 1'47.819 | 28 | 0.468 |
| 29 | 99 DONZELLI M. (ITA) | Porsche 911 GT3 Cup | 22.871 | 35.636 | 30.413 | 18.842 +0.323 | 1'47.762 1'48.085 | 30 | 0.323 |
| 30 | 69 MONTAGNESE M. (ITA) | Porsche 911 GT3 Cup | 22.850 | 35.688 | 30.554 | 18.962 | 1'48.054 1'48.054 | 29 | |
| 31 | 78 SCANNICCHIO D. (ITA) | Porsche 911 GT3 Cup | 23.039 | 36.042 +0.029 | 30.739 +0.023 | 19.126 | 1'48.946 1'48.998 | 31 | 0.052 |
| 32 | 59 PARISINI M. (ITA) | Porsche 911 GT3 Cup | 23.421 | 36.618 +0.167 | 31.868 | 19.440 | 1'51.347 1'51.514 | 32 | 0.167 |
| Ideal Time Assoluto | | | 21.756 | 33.979 | 29.023 | 18.168 | 1'42.926 | | |

24/07/2021

Powered by FICr PERUGIA TIMING

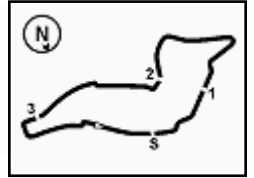


PORSCHE

15 YEARS
CARRERA CUP
ITALIA



3.3



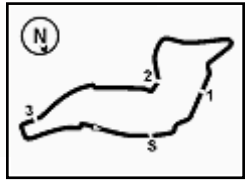
Imola Circuit 5.245 m
2 / 2

ACI Racing Weekend Imola, 24-25 Luglio 2021

Porsche Carrera Cup Italia - Ideal Time Qualifiche 1

| Num. Conduttore | Auto | Seg. 1 | Seg. 2 | Seg. 3 | Seg. 4 | Ideal Time | Miglior Giro | Pos. | Diff. |
|-----------------|------|---------|---------|---------|---------|------------|--------------|------|-------|
| | | Diff. 1 | Diff. 2 | Diff. 3 | Diff. 4 | | | | |





ACI Racing Weekend Imola, 24-25 Luglio 2021
Porsche Carrera Cup Italia - Analisi Tempi Qualifiche 1

Imola Circuit 5.245 m

1 / 4

| 3 M. MORETTI (1'44.008) | | | | | | | |
|-------------------------|---------------|---------------|---------------|---------------|-----------------|--------------|--------------|
| Giro | Seg.1 | Seg.2 | Seg.3 | Seg.4 | T. Giro | km/h | Local Time |
| 1 | | | | | | | 10:39'16.732 |
| 2 | 41.306 | 37.838 | 30.925 | 18.681 | 2'08.750P | 167,7 | 10:41'25.482 |
| 3 | 22.658 | 35.632 | 30.729 | 23.964 | 1'52.983 | 274,8 | 10:43'18.465 |
| 4 | 22.925 | 39.423 | 33.280 | 20.209 | 1'55.837 | 278,4 | 10:45'14.302 |
| 5 | 22.016 | 34.271 | 29.446 | 18.275 | 1'44.008 | 276,9 | 10:46'58.310 |
| 6 | 21.833 | 37.456 | 34.290 | 18.673 | 1'52.252 | 280,5 | 10:48'50.562 |
| 7 | 21.961 | 34.313 | 29.167 | 18.774 | 1'44.215 | 278,4 | 10:50'34.777 |

| 4 L. MONCINI (1'43.851) | | | | | | | |
|-------------------------|---------------|---------------|---------------|---------------|-----------------|--------------|--------------|
| Giro | Seg.1 | Seg.2 | Seg.3 | Seg.4 | T. Giro | km/h | Local Time |
| 1 | | | | | | | 10:34'05.362 |
| 2 | 46.307 | 47.214 | 41.481 | 20.159 | 2'35.161P | 141,2 | 10:36'40.523 |
| 3 | 25.941 | 37.516 | 33.391 | 19.358 | 1'56.206 | 243,2 | 10:38'36.729 |
| 4 | 22.243 | 34.656 | 29.767 | 18.457 | 1'45.123 | 275,5 | 10:40'21.852 |
| 5 | 25.133 | 40.682 | 36.917 | 20.396 | 2'03.128 | 275,5 | 10:42'24.980 |
| 6 | 23.683 | 37.117 | 31.794 | 18.647 | 1'51.241 | 274,8 | 10:44'16.221 |
| 7 | 22.141 | 34.217 | 29.596 | 18.397 | 1'44.351 | 274,8 | 10:46'00.572 |
| 8 | 23.088 | 35.414 | 30.807 | 3'00.040 | 4'29.349P | 251,7 | 10:50'29.921 |
| 9 | 41.416 | 38.370 | 31.672 | 18.946 | 2'10.404P | 163,4 | 10:52'40.325 |
| 10 | 25.905 | 42.399 | 31.593 | 18.590 | 1'58.487 | 252,9 | 10:54'38.812 |
| 11 | 22.090 | 34.177 | 29.279 | 18.305 | 1'43.851 | 274,8 | 10:56'22.663 |

| 8 A. CERQUI (1'43.643) | | | | | | | |
|------------------------|---------------|---------------|---------------|---------------|-----------------|--------------|--------------|
| Giro | Seg.1 | Seg.2 | Seg.3 | Seg.4 | T. Giro | km/h | Local Time |
| 1 | | | | | | | 10:41'20.830 |
| 2 | 44.394 | 43.559 | 34.979 | 21.276 | 2'24.208P | 137,4 | 10:43'45.038 |
| 3 | 26.905 | 38.557 | 35.189 | 19.631 | 2'00.282 | 227,8 | 10:45'45.320 |
| 4 | 21.903 | 34.088 | 29.313 | 18.298 | 1'43.602C | 275,5 | 10:47'28.922 |
| 5 | 21.772 | 34.081 | 29.541 | 18.249 | 1'43.643 | 278,4 | 10:49'12.565 |

| 11 L. CAGLIONI (1'43.733) | | | | | | | |
|---------------------------|---------------|---------------|---------------|---------------|-----------------|--------------|--------------|
| Giro | Seg.1 | Seg.2 | Seg.3 | Seg.4 | T. Giro | km/h | Local Time |
| 1 | | | | | | | 10:41'12.668 |
| 2 | 41.429 | 41.969 | 35.268 | 20.903 | 2'19.569P | 158,4 | 10:43'32.237 |
| 3 | 26.054 | 40.443 | 43.398 | 19.126 | 2'09.021 | 269,3 | 10:45'41.258 |
| 4 | 21.853 | 34.450 | 29.120 | 18.362 | 1'43.785 | 276,9 | 10:47'25.043 |
| 5 | 21.851 | 35.063 | 33.942 | 18.586 | 1'49.442 | 279,8 | 10:49'14.485 |
| 6 | 21.756 | 34.220 | 29.242 | 18.515 | 1'43.733 | 279,1 | 10:50'58.218 |

| 12 D. TOVILAVICIUS (1'45.187) | | | | | | | |
|-------------------------------|---------------|---------------|---------------|---------------|-----------------|--------------|--------------|
| Giro | Seg.1 | Seg.2 | Seg.3 | Seg.4 | T. Giro | km/h | Local Time |
| 1 | | | | | | | 10:33'49.697 |
| 2 | 49.154 | 48.965 | 39.072 | 23.704 | 2'40.895P | 144,4 | 10:36'30.592 |
| 3 | 30.682 | 43.620 | 34.271 | 25.114 | 2'13.687 | 203,8 | 10:38'44.279 |
| 4 | 22.451 | 38.310 | 34.072 | 19.108 | 1'53.941 | 274,1 | 10:40'38.220 |
| 5 | 22.326 | 35.915 | 34.466 | 19.508 | 1'52.215 | 274,8 | 10:42'30.435 |
| 6 | 22.291 | 34.745 | 30.606 | 19.081 | 1'46.723 | 276,9 | 10:44'17.158 |
| 7 | 22.193 | 35.188 | 30.113 | 18.905 | 1'46.399 | 279,1 | 10:46'03.557 |
| 8 | 23.661 | 35.916 | 30.319 | 2'16.258 | 3'46.154P | 276,2 | 10:49'49.711 |
| 9 | 42.773 | 38.607 | 35.925 | 21.998 | 2'19.303P | 162,9 | 10:52'09.014 |
| 10 | 27.315 | 39.629 | 32.978 | 18.482 | 1'58.404 | 229,3 | 10:54'07.418 |
| 11 | 22.295 | 34.643 | 30.035 | 18.574 | 1'45.547 | 274,8 | 10:55'52.965 |
| 12 | 22.212 | 34.775 | 34.618 | 19.481 | 1'51.086C | 274,8 | 10:57'44.051 |
| 13 | 22.262 | 34.623 | 30.054 | 18.406 | 1'45.345 | 274,1 | 10:59'29.396 |
| 14 | 22.228 | 34.799 | 29.661 | 18.499 | 1'45.187 | 276,2 | 11:01'14.583 |

| 15 A. FESTANTE (1'44.030) | | | | | | | |
|---------------------------|--------|--------|--------|--------|-----------|-------|--------------|
| Giro | Seg.1 | Seg.2 | Seg.3 | Seg.4 | T. Giro | km/h | Local Time |
| 1 | | | | | | | 10:40'42.618 |
| 2 | 46.916 | 43.242 | 40.462 | 19.183 | 2'29.803P | 141,0 | 10:43'12.421 |

| | | | | | | | |
|---|--------|---------------|---------------|---------------|-----------------|-------|--------------|
| 3 | 22.160 | 34.139 | 29.425 | 18.306 | 1'44.030 | 273,4 | 10:44'56.451 |
| 4 | 22.141 | 34.163 | 29.431 | 18.354 | 1'44.089 | 274,8 | 10:46'40.540 |

| 17 E. FULGENZI (1'44.007) | | | | | | | |
|---------------------------|---------------|---------------|---------------|---------------|-----------------|--------------|--------------|
| Giro | Seg.1 | Seg.2 | Seg.3 | Seg.4 | T. Giro | km/h | Local Time |
| 1 | | 50.954 | 42.514 | 19.541 | | 117,9 | 10:45'09.390 |
| 2 | 24.178 | 39.852 | 36.928 | 18.636 | 1'59.594 | 250,6 | 10:47'08.984 |
| 3 | 22.179 | 34.467 | 29.431 | 18.344 | 1'44.421 | 275,5 | 10:48'53.405 |
| 4 | 21.810 | 34.424 | 29.458 | 18.315 | 1'44.007 | 276,9 | 10:50'37.412 |
| 5 | 22.776 | 36.089 | 32.323 | 19.176 | 1'50.364 | 276,9 | 10:52'27.776 |
| 6 | 22.072 | 34.468 | 29.842 | 40.566 | 2'06.948CP | 274,1 | 10:54'34.724 |
| 7 | 3'47.058 | 37.320 | 32.211 | 19.029 | 5'15.618P | 164,4 | 10:59'50.342 |
| 8 | 23.131 | 36.056 | 31.056 | 39.503 | 2'09.746P | 262,1 | 11:02'00.088 |

| 18 D. CAZZANIGA (1'43.833) | | | | | | | |
|----------------------------|---------------|---------------|---------------|---------------|-----------------|--------------|--------------|
| Giro | Seg.1 | Seg.2 | Seg.3 | Seg.4 | T. Giro | km/h | Local Time |
| 1 | | | | | | | 10:42'39.209 |
| 2 | 43.941 | 42.110 | 37.300 | 20.623 | 2'23.974P | 153,0 | 10:45'03.183 |
| 3 | 25.258 | 37.476 | 31.745 | 18.691 | 1'53.170 | 271,4 | 10:46'56.353 |
| 4 | 22.562 | 34.381 | 30.781 | 18.424 | 1'46.148 | 272,7 | 10:48'42.501 |
| 5 | 22.247 | 34.359 | 29.806 | 18.517 | 1'44.929 | 272,7 | 10:50'27.430 |
| 6 | 22.227 | 34.266 | 29.455 | 18.502 | 1'44.450 | 272,7 | 10:52'11.880 |
| 7 | 22.315 | 35.207 | 30.405 | 1'43.530 | 3'11.457P | 274,8 | 10:55'23.337 |
| 8 | 39.202 | 36.577 | 34.284 | 18.663 | 2'08.726P | 177,6 | 10:57'32.063 |
| 9 | 22.117 | 34.182 | 29.402 | 18.422 | 1'44.123 | 272,0 | 10:59'16.186 |
| 10 | 21.954 | 34.097 | 29.414 | 18.368 | 1'43.833 | 275,5 | 11:01'00.019 |

| 25 A. GIARDELLI (1'43.285) | | | | | | | |
|----------------------------|---------------|---------------|---------------|---------------|-----------------|-------|--------------|
| Giro | Seg.1 | Seg.2 | Seg.3 | Seg.4 | T. Giro | km/h | Local Time |
| 1 | | | | | | | 10:40'39.288 |
| 2 | 49.154 | 40.920 | 40.373 | 22.949 | 2'33.396P | 115,6 | 10:43'12.684 |
| 3 | 29.136 | 47.068 | 39.836 | 18.509 | 2'14.549 | 204,5 | 10:45'27.233 |
| 4 | 21.833 | 33.979 | 29.235 | 18.238 | 1'43.285 | 279,1 | 10:47'10.518 |

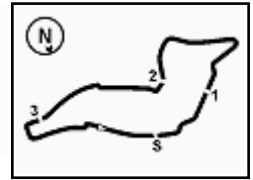
| 27 F. MALVESTITI (1'44.347) | | | | | | | |
|-----------------------------|---------------|---------------|---------------|---------------|-----------------|--------------|--------------|
| Giro | Seg.1 | Seg.2 | Seg.3 | Seg.4 | T. Giro | km/h | Local Time |
| 1 | | | | | | | 10:41'23.326 |
| 2 | 43.497 | 42.991 | 35.130 | 21.318 | 2'22.936P | 166,4 | 10:43'46.262 |
| 3 | 26.682 | 38.394 | 35.086 | 20.363 | 2'00.525 | 242,2 | 10:45'46.787 |
| 4 | 22.174 | 34.443 | 29.701 | 18.356 | 1'44.674 | 274,8 | 10:47'31.461 |
| 5 | 21.863 | 34.888 | 36.737 | 19.665 | 1'53.153 | 279,8 | 10:49'24.614 |
| 6 | 22.029 | 34.391 | 29.332 | 18.595 | 1'44.347 | 275,5 | 10:51'08.961 |
| 7 | 24.274 | 37.448 | 36.190 | 19.564 | 1'57.476 | 272,7 | 10:53'06.437 |
| 8 | 22.126 | 34.702 | 29.214 | 18.621 | 1'44.663 | 273,4 | 10:54'51.100 |
| 9 | 26.029 | 42.850 | 33.302 | 18.868 | 2'01.049 | 233,3 | 10:56'52.149 |
| 10 | 22.290 | 34.767 | 29.738 | 18.604 | 1'45.399 | 273,4 | 10:58'37.548 |
| 11 | 22.083 | 34.707 | 29.896 | 18.562 | 1'45.248 | 274,1 | 11:00'22.796 |

| 28 G. AMATI (1'43.635) | | | | | | | |
|------------------------|---------------|---------------|---------------|---------------|-----------------|--------------|--------------|
| Giro | Seg.1 | Seg.2 | Seg.3 | Seg.4 | T. Giro | km/h | Local Time |
| 1 | | | | | | | 10:40'40.276 |
| 2 | 47.868 | 39.923 | 40.415 | 23.799 | 2'32.005P | 129,7 | 10:43'12.281 |
| 3 | 30.918 | 48.639 | 39.266 | 18.661 | 2'17.484 | 210,5 | 10:45'29.765 |
| 4 | 22.120 | 34.272 | 29.023 | 18.323 | 1'43.738 | 279,1 | 10:47'13.503 |
| 5 | 21.836 | 34.358 | 29.088 | 18.353 | 1'43.635 | 280,5 | 10:48'57.138 |

| 30 B. STRIGNANO (1'44.180) | | | | | | | |
|----------------------------|--------|--------|---------------|--------|-----------|-------|--------------|
| Giro | Seg.1 | Seg.2 | Seg.3 | Seg.4 | T. Giro | km/h | Local Time |
| 1 | | | | | | | 10:34'34.491 |
| 2 | 48.575 | 47.050 | 35.608 | 19.125 | 2'30.358P | 153,0 | 10:37'04.849 |
| 3 | 22.412 | 34.723 | 29.581 | 18.452 | 1'45.168 | 273,4 | 10:38'50.017 |
| 4 | 22.172 | 34.357 | 29.317 | 18.464 | 1'44.310 | 278,4 | 10:40'34.327 |

24/07/2021 P = Box In/Out - C = Tempo Invalidato





Imola Circuit 5.245 m

2 / 4

ACI Racing Weekend Imola, 24-25 Luglio 2021
Porsche Carrera Cup Italia - Analisi Tempi Qualifiche 1

| | | | | | | | |
|---|--------|---------------|--------|---------------|-----------------|-------|--------------|
| 5 | 22.846 | 46.179 | 36.144 | 9'45.341 | 11'30.510P | 278,4 | 10:52'04.837 |
| 6 | 39.054 | 36.544 | 30.880 | 18.498 | 2'04.976P | 177,9 | 10:54'09.813 |
| 7 | 22.211 | 34.289 | 29.376 | 18.304 | 1'44.180 | 278,4 | 10:55'53.993 |

| | | | | | | | |
|----|---------------|---------------|--------|----------|-----------------|--------------|--------------|
| 5 | 22.464 | 35.209 | 30.151 | 18.801 | 1'46.625 | 274,1 | 10:39'56.748 |
| 6 | 22.522 | 35.662 | 30.921 | 19.260 | 1'48.365 | 273,4 | 10:41'45.113 |
| 7 | 22.785 | 37.055 | 32.498 | 1'51.523 | 3'23.861P | 272,7 | 10:45'08.974 |
| 8 | 48.523 | 41.039 | 33.754 | 18.901 | 2'22.217P | 135,3 | 10:47'31.191 |
| 9 | 23.614 | 35.944 | 30.436 | 2'33.440 | 4'03.434P | 246,6 | 10:51'34.625 |
| 10 | 41.131 | 37.409 | 32.752 | 19.281 | 2'10.573P | 157,9 | 10:53'45.198 |
| 11 | 23.108 | 35.695 | 31.022 | 18.761 | 1'48.586 | 270,0 | 10:55'33.784 |
| 12 | 22.416 | 35.008 | 30.509 | 18.763 | 1'46.696C | 274,1 | 10:57'20.480 |
| 13 | 22.599 | 35.027 | 30.330 | 18.690 | 1'46.646 | 274,1 | 10:59'07.126 |
| 14 | 22.467 | 34.994 | 30.191 | 18.653 | 1'46.305 | 273,4 | 11:00'53.431 |

| 32 G. QUARESMINI (1'43.537) | | | | | | | |
|-----------------------------|---------------|---------------|---------------|---------------|-----------------|-------|--------------|
| Giro | Seg.1 | Seg.2 | Seg.3 | Seg.4 | T. Giro | km/h | Local Time |
| 1 | | | | | | | 10:41'00.257 |
| 2 | 47.588 | 45.828 | 35.723 | 20.944 | 2'30.083P | 166,7 | 10:43'30.340 |
| 3 | 26.181 | 40.657 | 42.618 | 18.619 | 2'08.075 | 255,9 | 10:45'38.415 |
| 4 | 21.969 | 34.197 | 29.165 | 18.206 | 1'43.537 | 276,2 | 10:47'21.952 |

| 33 G. LEVORATO (1'44.170) | | | | | | | |
|---------------------------|---------------|---------------|---------------|---------------|-----------------|--------------|--------------|
| Giro | Seg.1 | Seg.2 | Seg.3 | Seg.4 | T. Giro | km/h | Local Time |
| 1 | | | | | | | 10:41'14.964 |
| 2 | 40.876 | 43.307 | 33.321 | 20.994 | 2'18.498P | 173,9 | 10:43'33.462 |
| 3 | 24.243 | 39.978 | 42.790 | 18.724 | 2'05.735 | 274,8 | 10:45'39.197 |
| 4 | 21.896 | 34.330 | 29.578 | 18.366 | 1'44.170 | 279,1 | 10:47'23.367 |
| 5 | 22.031 | 35.678 | 36.104 | 19.298 | 1'53.111 | 280,5 | 10:49'16.478 |
| 6 | 21.883 | 35.405 | 31.624 | 18.702 | 1'47.614 | 278,4 | 10:51'04.092 |
| 7 | 22.032 | 34.430 | 36.148 | 4'25.450 | 5'58.060P | 277,6 | 10:57'02.152 |
| 8 | 41.926 | 39.295 | 31.767 | 18.529 | 2'11.517P | 154,7 | 10:59'13.669 |
| 9 | 22.058 | 34.620 | 29.456 | 18.377 | 1'44.511 | 272,0 | 11:00'58.180 |

| 38 S. IAQUINTA (1'43.462) | | | | | | | |
|---------------------------|---------------|---------------|---------------|---------------|-----------------|-------|--------------|
| Giro | Seg.1 | Seg.2 | Seg.3 | Seg.4 | T. Giro | km/h | Local Time |
| 1 | | | | | | | 10:40'35.542 |
| 2 | 52.216 | 39.644 | 39.381 | 23.736 | 2'34.977P | 113,0 | 10:43'10.519 |
| 3 | 30.715 | 47.035 | 39.390 | 18.387 | 2'15.527 | 178,2 | 10:45'26.046 |
| 4 | 21.939 | 34.137 | 29.218 | 18.168 | 1'43.462 | 275,5 | 10:47'09.508 |

| 39 S. GATTUSO (1'43.906) | | | | | | | |
|--------------------------|---------------|---------------|---------------|---------------|-----------------|--------------|--------------|
| Giro | Seg.1 | Seg.2 | Seg.3 | Seg.4 | T. Giro | km/h | Local Time |
| 1 | | | | | | | 10:40'52.066 |
| 2 | 44.315 | 42.013 | 38.291 | 23.571 | 2'28.190P | 158,6 | 10:43'20.256 |
| 3 | 22.684 | 40.166 | 34.548 | 20.043 | 1'57.441 | 276,2 | 10:45'17.697 |
| 4 | 22.001 | 34.495 | 29.590 | 18.352 | 1'44.438 | 276,9 | 10:47'02.135 |
| 5 | 22.331 | 43.660 | 42.901 | 19.138 | 2'08.030 | 279,1 | 10:49'10.165 |
| 6 | 22.039 | 36.800 | 34.485 | 18.748 | 1'52.072 | 277,6 | 10:51'02.237 |
| 7 | 21.900 | 34.392 | 31.265 | 1'31.696 | 2'59.253P | 277,6 | 10:54'01.490 |
| 8 | 40.058 | 38.450 | 31.071 | 18.512 | 2'08.091P | 178,8 | 10:56'09.581 |
| 9 | 22.032 | 34.211 | 29.299 | 18.364 | 1'43.906 | 272,7 | 10:57'53.487 |

| 40 R. VUKOV (1'44.681) | | | | | | | |
|------------------------|---------------|---------------|---------------|---------------|-----------------|--------------|--------------|
| Giro | Seg.1 | Seg.2 | Seg.3 | Seg.4 | T. Giro | km/h | Local Time |
| 1 | | 39.767 | 35.594 | 20.450 | | 152,8 | 10:32'24.980 |
| 2 | 25.565 | 37.006 | 29.937 | 18.521 | 1'51.029 | 227,8 | 10:34'16.009 |
| 3 | 24.030 | 38.065 | 32.126 | 18.709 | 1'52.930 | 269,3 | 10:36'08.939 |
| 4 | 22.689 | 34.908 | 29.640 | 18.846 | 1'46.083C | 271,4 | 10:37'55.022 |
| 5 | 22.452 | 34.834 | 29.532 | 18.638 | 1'45.456 | 270,7 | 10:39'40.478 |
| 6 | 22.259 | 34.924 | 29.890 | 37.115 | 2'04.188P | 272,0 | 10:41'44.666 |
| 7 | 7'24.617 | 39.191 | 33.055 | 19.267 | 8'56.130P | 142,7 | 10:50'40.796 |
| 8 | 23.654 | 36.849 | 30.607 | 18.772 | 1'49.882 | 270,7 | 10:52'30.678 |
| 9 | 22.227 | 34.433 | 29.611 | 18.410 | 1'44.681 | 274,8 | 10:54'15.359 |
| 10 | 22.230 | 34.558 | 29.481 | 18.429 | 1'44.698 | 273,4 | 10:56'00.057 |
| 11 | 22.194 | 34.739 | 30.368 | 46.915 | 2'14.216CP | 274,1 | 10:58'14.273 |

| 50 F. FENICI (1'46.305) | | | | | | | |
|-------------------------|--------|--------|---------------|---------------|----------|-------|--------------|
| Giro | Seg.1 | Seg.2 | Seg.3 | Seg.4 | T. Giro | km/h | Local Time |
| 1 | | 43.816 | 35.122 | 20.025 | | 107,0 | 10:32'34.975 |
| 2 | 24.750 | 37.844 | 33.877 | 19.616 | 1'56.087 | 240,5 | 10:34'31.062 |
| 3 | 23.584 | 37.736 | 32.396 | 18.877 | 1'52.593 | 272,7 | 10:36'23.655 |
| 4 | 22.756 | 35.124 | 29.938 | 18.650 | 1'46.468 | 273,4 | 10:38'10.123 |

| 54 L. PERONI (1'47.819) | | | | | | | |
|-------------------------|---------------|---------------|---------------|---------------|-----------------|--------------|--------------|
| Giro | Seg.1 | Seg.2 | Seg.3 | Seg.4 | T. Giro | km/h | Local Time |
| 1 | | 44.152 | 35.385 | 20.548 | | 136,2 | 10:32'45.042 |
| 2 | 23.780 | 36.515 | 31.098 | 19.031 | 1'50.424 | 266,0 | 10:34'35.466 |
| 3 | 23.077 | 35.822 | 31.885 | 22.134 | 1'52.918 | 269,3 | 10:36'28.384 |
| 4 | 25.676 | 36.296 | 30.710 | 19.149 | 1'51.831 | 221,8 | 10:38'20.215 |
| 5 | 23.129 | 35.906 | 30.394 | 18.803 | 1'48.232 | 268,0 | 10:40'08.447 |
| 6 | 22.787 | 35.648 | 30.373 | 19.030 | 1'47.838 | 270,0 | 10:41'56.285 |
| 7 | 22.934 | 35.754 | 31.501 | 21.010 | 1'51.199 | 270,0 | 10:43'47.484 |
| 8 | 26.493 | 40.334 | 37.507 | 4'41.912 | 6'26.246P | 206,5 | 10:50'13.730 |
| 9 | 50.258 | 40.672 | 34.394 | 19.970 | 2'25.294P | 123,1 | 10:52'39.024 |
| 10 | 23.235 | 35.920 | 30.485 | 19.058 | 1'48.698 | 267,3 | 10:54'27.722 |
| 11 | 23.016 | 35.768 | 30.388 | 18.963 | 1'48.135 | 266,7 | 10:56'15.857 |
| 12 | 22.954 | 35.739 | 30.113 | 19.013 | 1'47.819 | 268,0 | 10:58'03.676 |
| 13 | 23.313 | 35.879 | 30.539 | 19.267 | 1'48.998 | 268,0 | 10:59'52.674 |

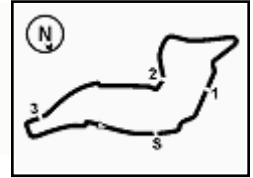
| 59 M. PARISINI (1'51.514) | | | | | | | |
|---------------------------|---------------|--------|---------------|---------------|-----------------|--------------|--------------|
| Giro | Seg.1 | Seg.2 | Seg.3 | Seg.4 | T. Giro | km/h | Local Time |
| 1 | | | | | | | 10:29'57.873 |
| 2 | 1'18.026 | 42.065 | 34.918 | 20.967 | 2'55.976P | 152,8 | 10:32'53.849 |
| 3 | 24.758 | 38.608 | 33.632 | 20.247 | 1'57.245 | 256,5 | 10:34'51.094 |
| 4 | 24.262 | 37.635 | 32.465 | 19.927 | 1'54.289 | 257,1 | 10:36'45.383 |
| 5 | 23.902 | 37.444 | 32.863 | 19.885 | 1'54.094 | 264,7 | 10:38'39.477 |
| 6 | 23.620 | 37.497 | 32.067 | 19.605 | 1'52.789 | 268,0 | 10:40'32.266 |
| 7 | 24.057 | 45.812 | 32.956 | 47.340 | 2'30.165P | 266,7 | 10:43'02.431 |
| 8 | 4'39.759 | 49.746 | 34.047 | 20.248 | 6'23.800P | 126,2 | 10:49'26.231 |
| 9 | 24.069 | 37.679 | 32.318 | 19.579 | 1'53.645 | 255,3 | 10:51'19.876 |
| 10 | 23.498 | 37.073 | 32.571 | 19.507 | 1'52.649 | 267,3 | 10:53'12.525 |
| 11 | 24.333 | 37.005 | 31.978 | 19.471 | 1'52.787 | 259,0 | 10:55'05.312 |
| 12 | 23.470 | 37.806 | 32.153 | 19.842 | 1'53.271 | 266,0 | 10:56'58.583 |
| 13 | 23.421 | 36.785 | 31.868 | 19.440 | 1'51.514 | 266,7 | 10:58'50.097 |

| 60 M. GALASSI (1'47.552) | | | | | | | |
|--------------------------|---------------|---------------|---------------|---------------|-----------------|--------------|--------------|
| Giro | Seg.1 | Seg.2 | Seg.3 | Seg.4 | T. Giro | km/h | Local Time |
| 1 | | 41.133 | 34.755 | 20.650 | | 134,5 | 10:32'49.867 |
| 2 | 25.141 | 37.589 | 33.039 | 19.306 | 1'55.075 | 242,7 | 10:34'44.942 |
| 3 | 23.263 | 35.890 | 30.443 | 18.893 | 1'48.489 | 272,7 | 10:36'33.431 |
| 4 | 22.918 | 35.646 | 30.405 | 18.895 | 1'47.864 | 274,8 | 10:38'21.295 |
| 5 | 22.876 | 35.736 | 30.234 | 18.923 | 1'47.769 | 276,9 | 10:40'09.064 |
| 6 | 22.820 | 35.473 | 30.730 | 18.781 | 1'47.804 | 278,4 | 10:41'56.868 |
| 7 | 23.127 | 35.673 | 30.791 | 19.309 | 1'48.900 | 279,1 | 10:43'45.768 |
| 8 | 22.708 | 35.717 | 30.899 | 18.876 | 1'48.200 | 274,1 | 10:45'33.968 |
| 9 | 22.599 | 35.556 | 30.552 | 18.845 | 1'47.552 | 275,5 | 10:47'21.520 |

| 66 P. VENEROSI PESCIOLINI (1'46.818) | | | | | | | |
|--------------------------------------|--------|--------|--------|----------|-----------|-------|--------------|
| Giro | Seg.1 | Seg.2 | Seg.3 | Seg.4 | T. Giro | km/h | Local Time |
| 1 | | 41.494 | 35.271 | 20.223 | | 152,8 | 10:32'36.334 |
| 2 | 23.561 | 35.896 | 30.574 | 19.201 | 1'49.232 | 272,0 | 10:34'25.566 |
| 3 | 23.044 | 35.716 | 30.366 | 19.117 | 1'48.243 | 271,4 | 10:36'13.809 |
| 4 | 22.799 | 35.462 | 30.401 | 19.096 | 1'47.758 | 274,1 | 10:38'01.567 |
| 5 | 22.824 | 35.361 | 30.277 | 19.047 | 1'47.509 | 274,1 | 10:39'49.076 |
| 6 | 24.452 | 38.379 | 35.372 | 2'04.236 | 3'42.439P | 250,6 | 10:43'31.515 |

24/07/2021 P = Box In/Out - C = Tempo Invalidato





Imola Circuit 5.245 m

ACI Racing Weekend Imola, 24-25 Luglio 2021
Porsche Carrera Cup Italia - Analisi Tempi Qualifiche 1

3 / 4

| | | | | | | | |
|----|---------------|---------------|---------------|---------------|-----------------|--------------|--------------|
| 7 | 45.391 | 39.510 | 35.336 | 19.607 | 2'19.844P | 80,8 | 10:45'51.359 |
| 8 | 22.895 | 35.681 | 30.219 | 18.925 | 1'47.720 | 275,5 | 10:47'39.079 |
| 9 | 22.599 | 35.277 | 30.336 | 19.024 | 1'47.236 | 275,5 | 10:49'26.315 |
| 10 | 22.654 | 35.276 | 30.072 | 18.816 | 1'46.818 | 276,9 | 10:51'13.133 |
| 11 | 22.867 | 37.874 | 35.919 | 19.274 | 1'55.934 | 275,5 | 10:53'09.067 |
| 12 | 22.863 | 35.382 | 30.385 | 18.962 | 1'47.592 | 274,8 | 10:54'56.659 |
| 13 | 22.788 | 35.180 | 30.164 | 18.801 | 1'46.933 | 274,1 | 10:56'43.592 |
| 14 | 22.678 | 35.213 | 30.332 | 18.947 | 1'47.170 | 273,4 | 10:58'30.762 |

69 M. MONTAGNESE (1'48.054)

| Giro | Seg.1 | Seg.2 | Seg.3 | Seg.4 | T. Giro | km/h | Local Time |
|------|---------------|---------------|---------------|---------------|-----------------|--------------|--------------|
| 1 | | 41.734 | 35.033 | 22.863 | 139,4 | | 10:32'44.633 |
| 2 | 28.846 | 37.548 | 31.278 | 19.415 | 1'57.087 | 218,2 | 10:34'41.720 |
| 3 | 23.391 | 36.706 | 30.820 | 19.123 | 1'50.040 | 264,1 | 10:36'31.760 |
| 4 | 23.301 | 36.246 | 32.221 | 19.050 | 1'50.818 | 266,7 | 10:38'22.578 |
| 5 | 23.040 | 36.211 | 30.834 | 19.003 | 1'49.088 | 270,0 | 10:40'11.666 |
| 6 | 22.850 | 35.688 | 30.554 | 18.962 | 1'48.054 | 268,7 | 10:41'59.720 |
| 7 | 23.033 | 35.948 | 30.567 | 19.114 | 1'48.662 | 268,0 | 10:43'48.382 |
| 8 | 26.233 | 37.392 | 33.990 | 40.956 | 2'18.571P | 197,8 | 10:46'06.953 |

70 G. GIORGI (1'45.143)

| Giro | Seg.1 | Seg.2 | Seg.3 | Seg.4 | T. Giro | km/h | Local Time |
|------|---------------|---------------|---------------|---------------|-----------------|--------------|--------------|
| 1 | | | | | | | 10:30'42.135 |
| 2 | 47.928 | 40.276 | 32.602 | 19.512 | 2'20.318P | 159,1 | 10:33'02.453 |
| 3 | 22.701 | 35.171 | 30.156 | 18.914 | 1'46.942 | 272,7 | 10:34'49.395 |
| 4 | 22.747 | 35.403 | 30.249 | 18.872 | 1'47.271 | 274,1 | 10:36'36.666 |
| 5 | 22.453 | 34.920 | 30.000 | 18.648 | 1'46.021 | 276,2 | 10:38'22.687 |
| 6 | 25.817 | 41.486 | 38.058 | 9'17.690 | 11'03.051P | 209,7 | 10:49'25.738 |
| 7 | 46.093 | 42.947 | 34.498 | 19.220 | 2'22.758P | 165,1 | 10:51'48.496 |
| 8 | 22.611 | 35.010 | 33.494 | 18.615 | 1'49.730 | 272,0 | 10:53'38.226 |
| 9 | 22.438 | 34.702 | 29.547 | 18.456 | 1'45.143 | 273,4 | 10:55'23.369 |

71 G. PICCIOLI (1'46.257)

| Giro | Seg.1 | Seg.2 | Seg.3 | Seg.4 | T. Giro | km/h | Local Time |
|------|---------------|---------------|---------------|---------------|-----------------|--------------|--------------|
| 1 | | 42.594 | 35.076 | 19.589 | | 129,7 | 10:32'39.023 |
| 2 | 22.910 | 36.301 | 30.700 | 18.766 | 1'48.677 | 272,7 | 10:34'27.700 |
| 3 | 22.938 | 36.136 | 30.398 | 18.641 | 1'48.113 | 273,4 | 10:36'15.813 |
| 4 | 22.529 | 35.421 | 30.205 | 18.721 | 1'46.876 | 276,2 | 10:38'02.689 |
| 5 | 22.659 | 35.437 | 30.915 | 2'30.214 | 3'59.225P | 276,9 | 10:42'01.914 |
| 6 | 43.800 | 41.214 | 34.421 | 19.360 | 2'18.795P | 151,5 | 10:44'20.709 |
| 7 | 23.225 | 36.559 | 31.092 | 18.783 | 1'49.659 | 274,8 | 10:46'10.368 |
| 8 | 22.495 | 35.163 | 30.175 | 18.642 | 1'46.475 | 276,9 | 10:47'56.843 |
| 9 | 22.285 | 35.551 | 30.158 | 18.801 | 1'46.795 | 275,5 | 10:49'43.638 |
| 10 | 24.775 | 38.778 | 32.934 | 18.864 | 1'55.351 | 262,1 | 10:51'38.989 |
| 11 | 22.317 | 35.061 | 30.242 | 18.637 | 1'46.257 | 275,5 | 10:53'25.246 |

72 D. LOCANTO (1'46.112)

| Giro | Seg.1 | Seg.2 | Seg.3 | Seg.4 | T. Giro | km/h | Local Time |
|------|---------------|---------------|---------------|---------------|-----------------|--------------|--------------|
| 1 | | 39.190 | 48.787 | 20.596 | | 160,0 | 10:32'25.838 |
| 2 | 25.206 | 37.304 | 30.582 | 19.171 | 1'52.263 | 264,1 | 10:34'18.101 |
| 3 | 23.524 | 37.441 | 33.235 | 19.442 | 1'53.642 | 272,7 | 10:36'11.743 |
| 4 | 22.505 | 35.181 | 30.048 | 18.798 | 1'46.532 | 273,4 | 10:37'58.275 |
| 5 | 22.544 | 35.075 | 29.797 | 18.696 | 1'46.112 | 274,1 | 10:39'44.387 |
| 6 | 22.504 | 35.005 | 30.082 | 47.850 | 2'15.441P | 273,4 | 10:41'59.828 |
| 7 | 5'44.528 | 39.030 | 35.206 | 19.299 | 7'18.063P | 172,2 | 10:49'17.891 |
| 8 | 22.697 | 35.827 | 30.639 | 19.200 | 1'48.363 | 276,2 | 10:51'06.254 |
| 9 | 22.732 | 35.097 | 30.018 | 18.837 | 1'46.684 | 274,8 | 10:52'52.938 |
| 10 | 22.557 | 35.238 | 30.321 | 19.249 | 1'47.365 | 273,4 | 10:54'40.303 |
| 11 | 22.559 | 35.112 | 29.903 | 18.892 | 1'46.466 | 273,4 | 10:56'26.769 |
| 12 | 22.843 | 35.206 | 29.984 | 19.061 | 1'47.094 | 273,4 | 10:58'13.863 |
| 13 | 22.811 | 35.388 | 29.970 | 18.863 | 1'47.032 | 272,0 | 11:00'00.895 |

78 D. SCANNICCHIO (1'48.998)

| Giro | Seg.1 | Seg.2 | Seg.3 | Seg.4 | T. Giro | km/h | Local Time |
|------|---------------|---------------|---------------|---------------|-----------------|--------------|--------------|
| 1 | | | | | | | 10:33'02.526 |
| 2 | 46.545 | 41.367 | 34.467 | 20.424 | 2'22.803P | 125,9 | 10:35'25.329 |
| 3 | 23.891 | 37.269 | 32.025 | 19.811 | 1'52.996 | 262,8 | 10:37'18.325 |
| 4 | 23.283 | 36.330 | 31.731 | 19.394 | 1'50.738 | 264,1 | 10:39'09.063 |
| 5 | 23.309 | 36.042 | 30.739 | 19.402 | 1'49.492 | 264,7 | 10:40'58.555 |
| 6 | 25.565 | 38.166 | 31.977 | 19.547 | 1'55.255 | 227,8 | 10:42'53.810 |
| 7 | 23.317 | 36.363 | 30.800 | 19.305 | 1'49.785 | 265,4 | 10:44'43.595 |
| 8 | 23.039 | 36.071 | 30.762 | 19.126 | 1'48.998 | 264,7 | 10:46'32.593 |

81 M. CASSARÀ (1'44.908)

| Giro | Seg.1 | Seg.2 | Seg.3 | Seg.4 | T. Giro | km/h | Local Time |
|------|---------------|--------|---------------|---------------|-----------------|--------------|--------------|
| 1 | | | | | | | 10:33'48.149 |
| 2 | 54.773 | 46.761 | 47.065 | 20.752 | 2'49.351P | 141,2 | 10:36'37.500 |
| 3 | 22.924 | 35.067 | 31.900 | 22.845 | 1'52.736 | 276,9 | 10:38'30.236 |
| 4 | 22.226 | 34.895 | 29.499 | 18.602 | 1'45.222 | 276,9 | 10:40'15.458 |
| 5 | 22.037 | 35.128 | 43.630 | 19.084 | 1'59.879 | 279,1 | 10:42'15.337 |
| 6 | 22.060 | 35.038 | 29.796 | 18.677 | 1'45.571 | 275,5 | 10:44'00.908 |
| 7 | 22.328 | 35.048 | 30.457 | 4'11.829 | 5'39.662P | 275,5 | 10:49'40.570 |
| 8 | 43.002 | 42.208 | 48.428 | 19.185 | 2'32.823P | 161,9 | 10:52'13.393 |
| 9 | 22.405 | 35.231 | 31.486 | 18.613 | 1'47.735 | 276,9 | 10:54'01.128 |
| 10 | 22.064 | 34.802 | 29.656 | 18.386 | 1'44.908 | 274,8 | 10:55'46.036 |

82 A. CORRADINA (1'45.461)

| Giro | Seg.1 | Seg.2 | Seg.3 | Seg.4 | T. Giro | km/h | Local Time |
|------|---------------|---------------|---------------|---------------|-----------------|--------------|--------------|
| 1 | | | | | | | 10:33'58.752 |
| 2 | 45.877 | 46.393 | 47.614 | 20.397 | 2'40.281P | 173,9 | 10:36'39.033 |
| 3 | 22.980 | 35.672 | 30.691 | 19.684 | 1'49.027 | 276,2 | 10:38'28.060 |
| 4 | 22.707 | 35.130 | 29.986 | 18.660 | 1'46.483 | 274,8 | 10:40'14.543 |
| 5 | 22.454 | 35.116 | 29.862 | 18.649 | 1'46.081 | 276,9 | 10:42'00.624 |
| 6 | 33.644 | 38.723 | 30.435 | 18.791 | 2'01.593 | 268,0 | 10:44'02.217 |
| 7 | 22.480 | 35.315 | 31.170 | 3'41.889 | 5'10.854P | 276,9 | 10:49'13.071 |
| 8 | 47.607 | 40.635 | 34.431 | 19.689 | 2'22.362P | 176,5 | 10:51'35.433 |
| 9 | 22.575 | 35.077 | 29.921 | 18.644 | 1'46.217 | 273,4 | 10:53'21.650 |
| 10 | 22.633 | 34.972 | 29.959 | 18.600 | 1'46.164C | 274,8 | 10:55'07.814 |
| 11 | 22.318 | 35.229 | 30.052 | 18.497 | 1'46.096 | 276,2 | 10:56'53.910 |
| 12 | 22.414 | 34.962 | 29.903 | 18.456 | 1'45.735 | 276,9 | 10:58'39.645 |
| 13 | 22.370 | 34.879 | 29.774 | 18.438 | 1'45.461 | 276,2 | 11:00'25.106 |

85 M. ROVIDA (1'45.274)

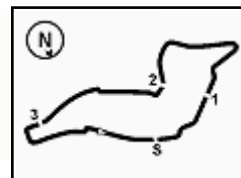
| Giro | Seg.1 | Seg.2 | Seg.3 | Seg.4 | T. Giro | km/h | Local Time |
|------|---------------|---------------|---------------|---------------|-----------------|--------------|--------------|
| 1 | | | | | | | 10:31'04.930 |
| 2 | 49.368 | 43.352 | 35.283 | 19.958 | 2'27.961P | 164,6 | 10:33'32.891 |
| 3 | 23.003 | 35.690 | 30.129 | 18.685 | 1'47.507 | 272,7 | 10:35'20.398 |
| 4 | 22.579 | 35.323 | 29.848 | 18.561 | 1'46.311 | 274,1 | 10:37'06.709 |
| 5 | 22.388 | 34.738 | 29.766 | 18.779 | 1'45.671 | 277,6 | 10:38'52.380 |
| 6 | 22.346 | 35.186 | 29.964 | 7'44.788 | 9'12.284P | 278,4 | 10:48'04.664 |
| 7 | 41.099 | 39.988 | 32.831 | 19.210 | 2'13.128P | 171,7 | 10:50'17.792 |
| 8 | 22.687 | 35.314 | 30.797 | 18.621 | 1'47.419 | 275,5 | 10:52'05.211 |
| 9 | 22.392 | 34.888 | 29.681 | 18.485 | 1'45.446 | 276,9 | 10:53'50.657 |
| 10 | 22.341 | 34.699 | 29.714 | 18.520 | 1'45.274 | 277,6 | 10:55'35.931 |
| 11 | 24.359 | 40.946 | 33.951 | 18.659 | 1'57.915 | 279,1 | 10:57'33.846 |
| 12 | 22.470 | 34.975 | 29.807 | 18.525 | 1'45.777 | 279,1 | 10:59'19.623 |

88 P. RANDAZZO (1'44.979)

| Giro | Seg.1 | Seg.2 | Seg.3 | Seg.4 | T. Giro | km/h | Local Time |
|------|--------|--------|--------|----------|-----------|--------------|--------------|
| 1 | | | | | | | 10:39'27.771 |
| 2 | 48.049 | 46.499 | 58.065 | 19.052 | 2'51.665P | 130,4 | 10:42'19.436 |
| 3 | 22.426 | 34.765 | 29.675 | 18.504 | 1'45.370 | 273,4 | 10:44'04.806 |
| 4 | 22.509 | 44.998 | 37.484 | 18.506 | 2'03.497 | 276,2 | 10:46'08.303 |
| 5 | 22.278 | 34.877 | 36.113 | 5'07.853 | 6'41.121P | 275,5 | 10:52'49.424 |

24/07/2021 P = Box In/Out - C = Tempo Invalidato



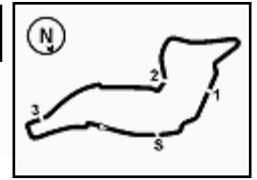


ACI Racing Weekend Imola, 24-25 Luglio 2021
Porsche Carrera Cup Italia - Analisi Tempi Qualifiche 1

| | | | | | | | |
|---|--------|---------------|---------------|---------------|-----------------|-------|--------------|
| 6 | 58.668 | 50.934 | 34.854 | 18.591 | 2'43.047P | 73,7 | 10:55'32.471 |
| 7 | 22.562 | 34.587 | 29.425 | 18.473 | 1'45.047 | 271,4 | 10:57'17.518 |
| 8 | 22.449 | 34.530 | 29.588 | 18.412 | 1'44.979 | 273,4 | 10:59'02.497 |

| 99 M. DONZELLI (1'48.085) | | | | | | | |
|---------------------------|---------------|---------------|---------------|---------------|-----------------|--------------|--------------|
| Giro | Seg.1 | Seg.2 | Seg.3 | Seg.4 | T. Giro | km/h | Local Time |
| 1 | | 41.794 | 34.632 | 20.585 | | 164,1 | 10:32'42.777 |
| 2 | 23.579 | 36.588 | 31.301 | 19.417 | 1'50.885 | 269,3 | 10:34'33.662 |
| 3 | 23.203 | 36.690 | 32.100 | 19.329 | 1'51.322 | 272,0 | 10:36'24.984 |
| 4 | 23.213 | 36.359 | 30.882 | 19.323 | 1'49.777 | 273,4 | 10:38'14.761 |
| 5 | 23.273 | 36.334 | 31.038 | 19.180 | 1'49.825 | 274,1 | 10:40'04.586 |
| 6 | 23.304 | 35.996 | 31.094 | 19.070 | 1'49.464 | 272,7 | 10:41'54.050 |
| 7 | 23.497 | 42.202 | 35.266 | 41.285 | 2'22.250P | 272,7 | 10:44'16.300 |
| 8 | 3'11.016 | 39.188 | 33.895 | 19.257 | 4'43.356P | 143,6 | 10:48'59.656 |
| 9 | 23.514 | 36.121 | 30.720 | 19.125 | 1'49.480 | 274,8 | 10:50'49.136 |
| 10 | 23.311 | 37.719 | 32.044 | 19.216 | 1'52.290 | 272,0 | 10:52'41.426 |
| 11 | 23.246 | 35.878 | 30.707 | 18.842 | 1'48.673 | 276,2 | 10:54'30.099 |
| 12 | 22.871 | 35.636 | 30.413 | 19.165 | 1'48.085 | 274,1 | 10:56'18.184 |

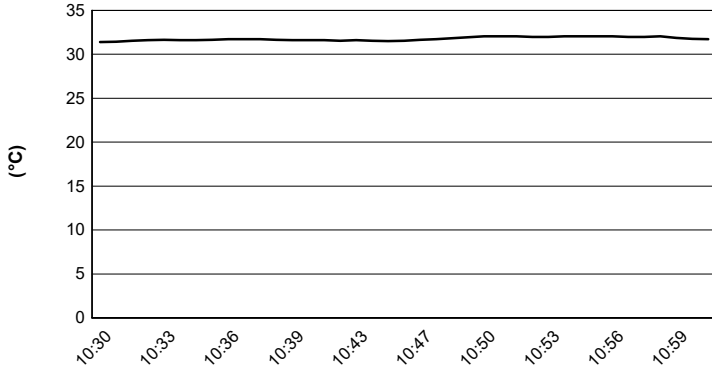




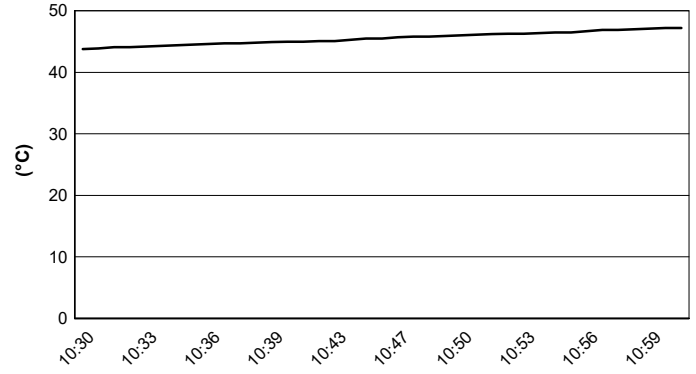
Imola Circuit 5.245 m

ACI Racing Weekend Imola, 24-25 Luglio 2021
Porsche Carrera Cup Italia - Meteo Qualifiche 1
Session started 10:30 - Session ended 11:02

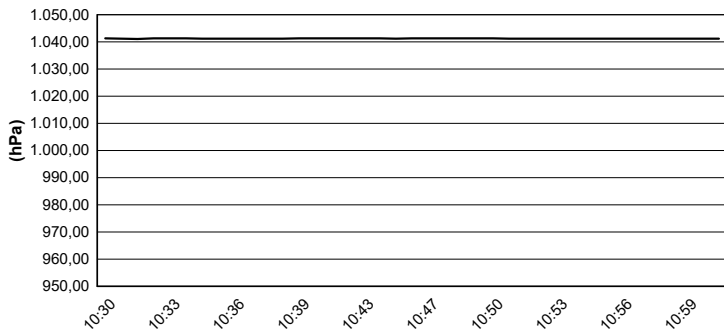
Air Temperature



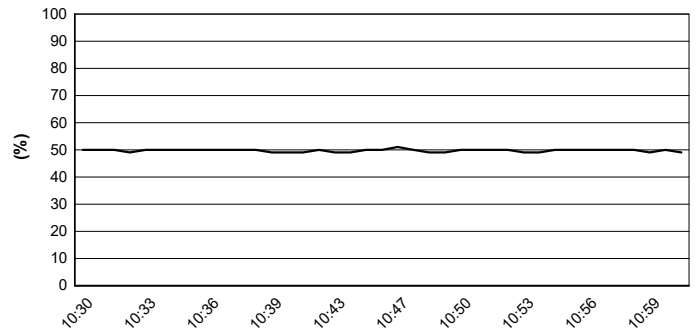
Track Temperature



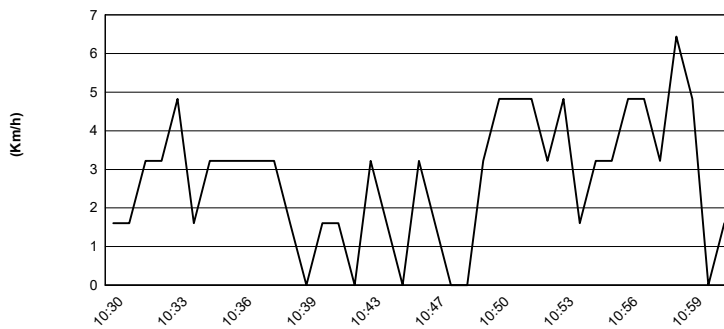
Air Pressure



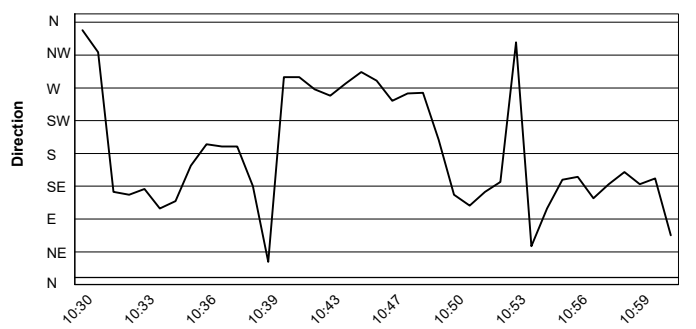
Humidity



Wind Speed



Wind Direction



24/07/2021

