

## ACI Racing Weekend Misano, 5-6 Giugno 2021

### Porsche Carrera Cup Italia - Classifica Qualifiche 1

Misano Circuit Sic 58 4.226 m

Num.	Conduuttore	Naz	Concorrente	Team	Auto	Classe	Tempo	Dist.	Rel.	Giri
1	<b>8 CERQUI</b> Alberto	ITA	Ghinzani Arco Motorsport		Porsche 911 GT3 Cup		<b>1'34.766</b>			4
2	<b>32 QUAREMINI</b> Gianmarco	ITA	Tsunami RT	Tsunami RT	Porsche 911 GT3 Cup		<b>1'35.014</b>	0.248	0.248	4
3	<b>38 IAQUINTA</b> Simone	ITA	Dinamic Motorsport	Dinamic Motorsport	Porsche 911 GT3 Cup		<b>1'35.047</b>	0.281	0.033	3
4	<b>25 GIARDELLI</b> Alessandro	ITA	Dinamic Motorsport	Dinamic Motorsport	Porsche 911 GT3 Cup		<b>1'35.060</b>	0.294	0.013	3
5	<b>39 GATTUSO</b> Stefano	ITA	Ombra Racing	Ombra Racing	Porsche 911 GT3 Cup		<b>1'35.171</b>	0.405	0.111	4
6	<b>28 AMATI</b> Giorgio	ITA	Dinamic Motorsport	Dinamic Motorsport	Porsche 911 GT3 Cup		<b>1'35.217</b>	0.451	0.046	5
7	<b>27 MALVESTITI</b> Federico	ITA	Ghinzani Arco Motorsport	Ghinzani Arco Motorsport	Porsche 911 GT3 Cup		<b>1'35.270</b>	0.504	0.053	4
8	<b>15 FESTANTE</b> Aldo	ITA	Ombra Racing	Ombra Racing	Porsche 911 GT3 Cup		<b>1'35.362</b>	0.596	0.092	6
9	<b>4 MONCINI</b> Leonardo	ITA	Ghinzani Arco Motorsport	Ghinzani Arco Motorsport	Porsche 911 GT3 Cup		<b>1'35.497</b>	0.731	0.135	4
10	<b>18 CAZZANIGA</b> Daniele	ITA	Ghinzani Arco Motorsport	Ghinzani Arco Motorsport	Porsche 911 GT3 Cup		<b>1'35.593</b>	0.827	0.096	6
11	<b>11 CAGLIONI</b> Leonardo	ITA	Ombra Racing	Ombra Racing	Porsche 911 GT3 Cup		<b>1'35.774</b>	1.008	0.181	7
12	<b>3 MORETTI</b> Marzio	ITA	Bonaldi Motorsport	Bonaldi Motorsport	Porsche 911 GT3 Cup		<b>1'35.946</b>	1.180	0.172	8
13	<b>33 LEVORATO</b> Gianmarco	ITA	Tsunami RT	Tsunami RT	Porsche 911 GT3 Cup		<b>1'36.125</b>	1.359	0.179	5
14	<b>67 DE GIACOMI</b> Alex	ITA	Tsunami RT	Tsunami RT	Porsche 911 GT3 Cup	MC	<b>1'36.270</b>	1.504	0.145	11
15	<b>30 STRIGNANO</b> Benedetto	ITA	AB Racing	AB Racing	Porsche 911 GT3 Cup		<b>1'36.278</b>	1.512	0.008	10
16	<b>81 CASSARÀ</b> Marco	ITA	Raptor Engineering	Raptor Engineering	Porsche 911 GT3 Cup	MC	<b>1'36.455</b>	1.689	0.177	11
17	<b>40 VUKOV</b> Risto	MKD	GDL Racing	GDL Racing	Porsche 911 GT3 Cup		<b>1'36.457</b>	1.691	0.002	11
18	<b>12 TOVLAVICIUS</b> Dziugas	LTU	Ombra Racing	Ombra Racing	Porsche 911 GT3 Cup		<b>1'36.493</b>	1.727	0.036	11
19	<b>88 RANDAZZO</b> Piergiacomo	ITA	AB Racing	AB Racing	Porsche 911 GT3 Cup	MC	<b>1'36.634</b>	1.868	0.141	8
20	<b>50 FENICI</b> Francesco Maria	ITA	AB Racing	AB Racing	Porsche 911 GT3 Cup	MC	<b>1'36.886</b>	2.120	0.252	12
21	<b>70 GIORGI</b> Gianluca	ITA	Ebimotors	Ebimotors	Porsche 911 GT3 Cup	MC	<b>1'36.913</b>	2.147	0.027	11
22	<b>66 VENEROSI PESCIOLINI</b> Paolo	ITA	Ebimotors	Ebimotors	Porsche 911 GT3 Cup	MC	<b>1'37.668</b>	2.902	0.755	12
23	<b>82 CORRADINA</b> Andreas	ITA	Profildoorers by Huber Racing	Profildoorers by Huber Racing	Porsche 911 GT3 Cup	MC	<b>1'37.676</b>	2.910	0.008	12
24	<b>72 LOCANTO</b> Diego	ITA	Krypton Motorsport	Krypton Motorsport	Porsche 911 GT3 Cup	MC	<b>1'37.760</b>	2.994	0.084	8
25	<b>71 PICCIOLI</b> Gianluigi	ITA	Ebimotors	Ebimotors	Porsche 911 GT3 Cup	MC	<b>1'37.808</b>	3.042	0.048	12
26	<b>60 GALASSI</b> Marco	SMR	Team Malucelli	Team Malucelli	Porsche 911 GT3 Cup	MC	<b>1'38.356</b>	3.590	0.548	13
27	<b>69 MONTAGNESE</b> Massimiliano	ITA	Team Malucelli	Team Malucelli	Porsche 911 GT3 Cup	MS	<b>1'38.360</b>	3.594	0.004	4
28	<b>99 DONZELLI</b> Massimiliano	ITA	Team Malucelli	Team Malucelli	Porsche 911 GT3 Cup	MC	<b>1'38.369</b>	3.603	0.009	12
29	<b>54 PERONI</b> Luigi	ITA	Ebimotors	Ebimotors	Porsche 911 GT3 Cup	MC	<b>1'38.708</b>	3.942	0.339	12
30	<b>78 SCANNICCHIO</b> Davide	ITA	ZRS Motorsport	ZRS Motorsport	Porsche 911 GT3 Cup	MS	<b>1'40.397</b>	5.631	1.689	9
31	<b>59 PARISINI</b> Marco	ITA	Team Malucelli	Team Malucelli	Porsche 911 GT3 Cup	MS	<b>1'44.702</b>	9.936	4.305	11

Tempo di Qualificazione: (110% di 1'34.942): **1'44.438**

Umidità	39%	ARIA	29°C
Condizioni	DRY	Temp.	40°C

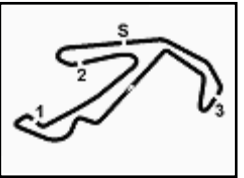
Direttore di Gara : Fabrizio Fondacci

Direttore di Prova : Massimiliano Ghinassi

05/06/2021 Inizio 11:09 Fine 11:42

Esposta alle: .....





ACI Racing Weekend Misano, 5-6 Giugno 2021

Porsche Carrera Cup Italia - Best Sectors & Speed Qualifiche 1

Misano Circuit Sic 58 4.226 m

MIGLIOR GIRO

1	8 CERQUI	Alberto	Porsche 911 GT3 Cup	1'34.766
2	32 QUARESMINI	Gianmarco	Porsche 911 GT3 Cup	1'35.014
3	38 IAQUINTA	Simone	Porsche 911 GT3 Cup	1'35.047
4	25 GIARDELLI	Alessandro	Porsche 911 GT3 Cup	1'35.060
5	39 GATTUSO	Stefano	Porsche 911 GT3 Cup	1'35.171
6	28 AMATI	Giorgio	Porsche 911 GT3 Cup	1'35.217
7	27 MALVESTITI	Federico	Porsche 911 GT3 Cup	1'35.270
8	15 FESTANTE	Aldo	Porsche 911 GT3 Cup	1'35.362
9	4 MONCINI	Leonardo	Porsche 911 GT3 Cup	1'35.497
10	18 CAZZANIGA	Daniele	Porsche 911 GT3 Cup	1'35.593
11	11 CAGLIONI	Leonardo	Porsche 911 GT3 Cup	1'35.774
12	3 MORETTI	Marzio	Porsche 911 GT3 Cup	1'35.946
13	33 LEVORATO	Gianmarco	Porsche 911 GT3 Cup	1'36.125
14	67 DE GIACOMI	Alex	Porsche 911 GT3 Cup	1'36.270
15	30 STRIGNANO	Benedetto	Porsche 911 GT3 Cup	1'36.278
16	81 CASSARÀ	Marco	Porsche 911 GT3 Cup	1'36.455
17	40 VUKOV	Risto	Porsche 911 GT3 Cup	1'36.457
18	12 TOVILAVICIUS	Dziugas	Porsche 911 GT3 Cup	1'36.493
19	88 RANDAZZO	Piergiacomo	Porsche 911 GT3 Cup	1'36.634
20	50 FENICI	Francesco Maria	Porsche 911 GT3 Cup	1'36.886
21	70 GIORGI	Gianluca	Porsche 911 GT3 Cup	1'36.913
22	66 VENEROSI PESCIOLINI	Paolo	Porsche 911 GT3 Cup	1'37.668
23	82 CORRADINA	Andreas	Porsche 911 GT3 Cup	1'37.676
24	72 LOCANTO	Diego	Porsche 911 GT3 Cup	1'37.760
25	71 PICCIOLI	Gianluigi	Porsche 911 GT3 Cup	1'37.808
26	60 GALASSI	Marco	Porsche 911 GT3 Cup	1'38.356
27	69 MONTAGNESE	Massimiliano	Porsche 911 GT3 Cup	1'38.360
28	99 DONZELLI	Massimiliano	Porsche 911 GT3 Cup	1'38.369
29	54 PERONI	Luigi	Porsche 911 GT3 Cup	1'38.708
30	78 SCANNICCHIO	Davide	Porsche 911 GT3 Cup	1'40.397
31	59 PARISINI	Marco	Porsche 911 GT3 Cup	1'44.702

SPEED

1	30 STRIGNANO	Benedetto	Porsche 911 GT3 Cup	222,7
2	3 MORETTI	Marzio	Porsche 911 GT3 Cup	222,7
3	4 MONCINI	Leonardo	Porsche 911 GT3 Cup	222,2
4	12 TOVILAVICIUS	Dziugas	Porsche 911 GT3 Cup	222,2
5	82 CORRADINA	Andreas	Porsche 911 GT3 Cup	221,8
6	99 DONZELLI	Massimiliano	Porsche 911 GT3 Cup	221,8
7	60 GALASSI	Marco	Porsche 911 GT3 Cup	221,8
8	28 AMATI	Giorgio	Porsche 911 GT3 Cup	221,8
9	8 CERQUI	Alberto	Porsche 911 GT3 Cup	221,8
10	11 CAGLIONI	Leonardo	Porsche 911 GT3 Cup	221,8
11	81 CASSARÀ	Marco	Porsche 911 GT3 Cup	221,3
12	40 VUKOV	Risto	Porsche 911 GT3 Cup	221,3
13	71 PICCIOLI	Gianluigi	Porsche 911 GT3 Cup	221,3
14	25 GIARDELLI	Alessandro	Porsche 911 GT3 Cup	221,3
15	15 FESTANTE	Aldo	Porsche 911 GT3 Cup	221,3
16	39 GATTUSO	Stefano	Porsche 911 GT3 Cup	220,9
17	38 IAQUINTA	Simone	Porsche 911 GT3 Cup	220,9
18	27 MALVESTITI	Federico	Porsche 911 GT3 Cup	220,9
19	50 FENICI	Francesco Maria	Porsche 911 GT3 Cup	220,4
20	66 VENEROSI PESCIOLINI	Paolo	Porsche 911 GT3 Cup	220,4
21	70 GIORGI	Gianluca	Porsche 911 GT3 Cup	220,4
22	67 DE GIACOMI	Alex	Porsche 911 GT3 Cup	220,4
23	18 CAZZANIGA	Daniele	Porsche 911 GT3 Cup	220,4
24	32 QUARESMINI	Gianmarco	Porsche 911 GT3 Cup	220,0
25	33 LEVORATO	Gianmarco	Porsche 911 GT3 Cup	220,0
26	88 RANDAZZO	Piergiacomo	Porsche 911 GT3 Cup	219,5
27	72 LOCANTO	Diego	Porsche 911 GT3 Cup	219,1
28	54 PERONI	Luigi	Porsche 911 GT3 Cup	219,1
29	78 SCANNICCHIO	Davide	Porsche 911 GT3 Cup	215,1
30	69 MONTAGNESE	Massimiliano	Porsche 911 GT3 Cup	214,7
31	59 PARISINI	Marco	Porsche 911 GT3 Cup	211,4

SEG. 1

1	38 IAQUINTA	Simone	24.954
2	32 QUARESMINI	Gianmarco	24.996
3	39 GATTUSO	Stefano	25.053
4	25 GIARDELLI	Alessandro	25.059
5	8 CERQUI	Alberto	25.099
6	11 CAGLIONI	Leonardo	25.110
7	3 MORETTI	Marzio	25.119
8	27 MALVESTITI	Federico	25.132
9	18 CAZZANIGA	Daniele	25.173
10	15 FESTANTE	Aldo	25.178
11	28 AMATI	Giorgio	25.255
12	4 MONCINI	Leonardo	25.369
13	81 CASSARÀ	Marco	25.429
14	40 VUKOV	Risto	25.448
15	30 STRIGNANO	Benedetto	25.503
16	50 FENICI	Francesco Maria	25.531
17	12 TOVILAVICIUS	Dziugas	25.537
18	88 RANDAZZO	Piergiacomo	25.579
19	67 DE GIACOMI	Alex	25.580
20	33 LEVORATO	Gianmarco	25.583
21	71 PICCIOLI	Gianluigi	25.671
22	70 GIORGI	Gianluca	25.678
23	66 VENEROSI PESCIOLIN		25.689
24	69 MONTAGNESE	Massimil	25.738
25	72 LOCANTO	Diego	25.865
26	82 CORRADINA	Andreas	25.953
27	60 GALASSI	Marco	26.000
28	54 PERONI	Luigi	26.082
29	99 DONZELLI	Massimiliano	26.164
30	78 SCANNICCHIO	Davide	26.302
31	59 PARISINI	Marco	27.675

SEG. 2

1	8 CERQUI	Alberto	22.250
2	39 GATTUSO	Stefano	22.302
3	38 IAQUINTA	Simone	22.330
4	32 QUARESMINI	Gianmarco	22.387
5	4 MONCINI	Leonardo	22.424
6	25 GIARDELLI	Alessandro	22.432
7	33 LEVORATO	Gianmarco	22.468
8	15 FESTANTE	Aldo	22.477
9	11 CAGLIONI	Leonardo	22.485
10	67 DE GIACOMI	Alex	22.486
11	40 VUKOV	Risto	22.489
12	3 MORETTI	Marzio	22.494
13	18 CAZZANIGA	Daniele	22.523
14	82 CORRADINA	Andreas	22.540
15	30 STRIGNANO	Benedetto	22.547
16	27 MALVESTITI	Federico	22.549
17	28 AMATI	Giorgio	22.555
18	50 FENICI	Francesco Maria	22.642
19	12 TOVILAVICIUS	Dziugas	22.667
20	70 GIORGI	Gianluca	22.698
21	88 RANDAZZO	Piergiacomo	22.715
22	72 LOCANTO	Diego	22.760
23	81 CASSARÀ	Marco	22.786
24	66 VENEROSI PESCIOLIN		22.862
25	99 DONZELLI	Massimiliano	22.894
26	60 GALASSI	Marco	22.941
27	54 PERONI	Luigi	23.007
28	71 PICCIOLI	Gianluigi	23.122
29	69 MONTAGNESE	Massimil	23.554
30	78 SCANNICCHIO	Davide	23.658
31	59 PARISINI	Marco	23.910

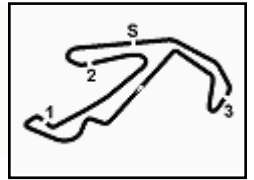
SEG. 3

1	28 AMATI	Giorgio	26.187
2	32 QUARESMINI	Gianmarco	26.225
3	15 FESTANTE	Aldo	26.245
4	8 CERQUI	Alberto	26.269
5	3 MORETTI	Marzio	26.270
6	39 GATTUSO	Stefano	26.290
7	27 MALVESTITI	Federico	26.339
8	18 CAZZANIGA	Daniele	26.349
9	25 GIARDELLI	Alessandro	26.382
10	4 MONCINI	Leonardo	26.399
11	11 CAGLIONI	Leonardo	26.435
12	30 STRIGNANO	Benedetto	26.532
13	12 TOVILAVICIUS	Dziugas	26.580
14	38 IAQUINTA	Simone	26.590
15	81 CASSARÀ	Marco	26.614
16	40 VUKOV	Risto	26.643
17	33 LEVORATO	Gianmarco	26.645
18	67 DE GIACOMI	Alex	26.663
19	50 FENICI	Francesco Maria	26.762
20	88 RANDAZZO	Piergiacomo	26.805
21	82 CORRADINA	Andreas	26.808
22	70 GIORGI	Gianluca	26.832
23	71 PICCIOLI	Gianluigi	26.857
24	66 VENEROSI PESCIOLIN		26.890
25	99 DONZELLI	Massimiliano	26.936
26	72 LOCANTO	Diego	27.003
27	60 GALASSI	Marco	27.134
28	69 MONTAGNESE	Massimil	27.182
29	54 PERONI	Luigi	27.233
30	78 SCANNICCHIO	Davide	27.528
31	59 PARISINI	Marco	29.440

SEG. 4

1	8 CERQUI	Alberto	21.116
2	25 GIARDELLI	Alessandro	21.166
3	38 IAQUINTA	Simone	21.173
4	39 GATTUSO	Stefano	21.176
5	28 AMATI	Giorgio	21.220
6	27 MALVESTITI	Federico	21.250
7	4 MONCINI	Leonardo	21.305
8	67 DE GIACOMI	Alex	21.328
9	32 QUARESMINI	Gianmarco	21.352
10	15 FESTANTE	Aldo	21.365
11	18 CAZZANIGA	Daniele	21.385
12	40 VUKOV	Risto	21.399
13	33 LEVORATO	Gianmarco	21.429
14	88 RANDAZZO	Piergiacomo	21.463
15	11 CAGLIONI	Leonardo	21.467
16	30 STRIGNANO	Benedetto	21.470
17	12 TOVILAVICIUS	Dziugas	21.479
18	81 CASSARÀ	Marco	21.512
19	3 MORETTI	Marzio	21.541
20	50 FENICI	Francesco Maria	21.658
21	72 LOCANTO	Diego	21.672
22	70 GIORGI	Gianluca	21.672
23	71 PICCIOLI	Gianluigi	21.687
24	82 CORRADINA	Andreas	21.749
25	69 MONTAGNESE	Massimil	21.886
26	99 DONZELLI	Massimiliano	21.900
27	60 GALASSI	Marco	21.960
28	54 PERONI	Luigi	21.982
29	66 VENEROSI PESCIOLIN		22.058
30	78 SCANNICCHIO	Davide	22.319
31	59 PARISINI	Marco	23.294





## ACI Racing Weekend Misano, 5-6 Giugno 2021

### Porsche Carrera Cup Italia - Ideal Time Qualifiche 1

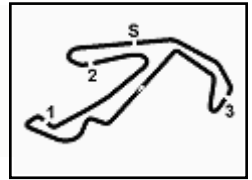
Misano Circuit Sic 58 4.226 m

Num.	Conduattore	Auto	Seg. 1	Seg. 2	Seg. 3	Seg. 4	Ideal Time		
			Diff. 1	Diff. 2	Diff. 3	Diff. 4	Miglior Giro	Pos.	Diff.
1	<b>8 CERQUI</b> A. (ITA)	Porsche 911 GT3 Cup	25.099 +0.032	<b>22.250</b>	26.269	<b>21.116</b>	<b>1'34.734</b> 1'34.766	1	0.032
2	<b>39 GATTUSO</b> S. (ITA)	Porsche 911 GT3 Cup	25.053 +0.227	22.302 +0.123	26.290	21.176	<b>1'34.821</b> 1'35.171	5	0.350
3	<b>32 QUARESMINI</b> G. (ITA)	Porsche 911 GT3 Cup	24.996	22.387	26.225 +0.054	21.352	<b>1'34.960</b> 1'35.014	2	0.054
4	<b>25 GIARDELLI</b> A. (ITA)	Porsche 911 GT3 Cup	25.059 +0.017	22.432	26.382 +0.004	21.166	<b>1'35.039</b> 1'35.060	4	0.021
5	<b>38 IAQUINTA</b> S. (ITA)	Porsche 911 GT3 Cup	<b>24.954</b>	22.330	26.590	21.173	<b>1'35.047</b> 1'35.047	3	
6	<b>28 AMATI</b> G. (ITA)	Porsche 911 GT3 Cup	25.255	22.555	<b>26.187</b>	21.220	<b>1'35.217</b> 1'35.217	6	
7	<b>15 FESTANTE</b> A. (ITA)	Porsche 911 GT3 Cup	25.178	22.477 +0.097	26.245	21.365	<b>1'35.265</b> 1'35.362	8	0.097
8	<b>27 MALVESTITI</b> F. (ITA)	Porsche 911 GT3 Cup	25.132	22.549	26.339	21.250	<b>1'35.270</b> 1'35.270	7	
9	<b>3 MORETTI</b> M. (ITA)	Porsche 911 GT3 Cup	25.119 +0.257	22.494 +0.139	26.270 +0.126	21.541	<b>1'35.424</b> 1'35.946	12	0.522
10	<b>18 CAZZANIGA</b> D. (ITA)	Porsche 911 GT3 Cup	25.173	22.523	26.349 +0.163	21.385	<b>1'35.430</b> 1'35.593	10	0.163
11	<b>4 MONCINI</b> L. (ITA)	Porsche 911 GT3 Cup	25.369	22.424	26.399	21.305	<b>1'35.497</b> 1'35.497	9	
12	<b>11 CAGLIONI</b> L. (ITA)	Porsche 911 GT3 Cup	25.110 +0.130	22.485	26.435 +0.147	21.467	<b>1'35.497</b> 1'35.774	11	0.277
13	<b>40 VUKOV</b> R. (MKD)	Porsche 911 GT3 Cup	25.448 +0.033	22.489 +0.218	26.643 +0.080	21.399 +0.147	<b>1'35.979</b> 1'36.459	17	0.478
14	<b>30 STRIGNANO</b> B. (ITA)	Porsche 911 GT3 Cup	25.503 +0.063	22.547 +0.070	26.532	21.470 +0.093	<b>1'36.052</b> 1'36.278	15	0.226
15	<b>67 DE GIACOMI</b> A. (ITA)	Porsche 911 GT3 Cup	25.580 +0.042	22.486	26.663 +0.068	21.328 +0.103	<b>1'36.057</b> 1'36.270	14	0.213
16	<b>33 LEVORATO</b> G. (ITA)	Porsche 911 GT3 Cup	25.583	22.468	26.645	21.429	<b>1'36.125</b> 1'36.125	13	
17	<b>12 TOVILAVICIUS</b> D. (LTU)	Porsche 911 GT3 Cup	25.537 +0.079	22.667	26.580	21.479 +0.151	<b>1'36.263</b> 1'36.493	18	0.230
18	<b>81 CASSARÀ</b> M. (ITA)	Porsche 911 GT3 Cup	25.429	22.786 +0.020	26.614	21.512 +0.094	<b>1'36.341</b> 1'36.455	16	0.114
19	<b>88 RANDAZZO</b> P. (ITA)	Porsche 911 GT3 Cup	25.579 +0.065	22.715 +0.007	26.805	21.463	<b>1'36.562</b> 1'36.634	19	0.072
20	<b>50 FENICI</b> F. (ITA)	Porsche 911 GT3 Cup	25.531	22.642	26.762 +0.240	21.658 +0.053	<b>1'36.593</b> 1'36.886	20	0.293
21	<b>70 GIORGI</b> G. (ITA)	Porsche 911 GT3 Cup	25.678	22.698	26.832	21.672 +0.033	<b>1'36.880</b> 1'36.913	21	0.033
22	<b>82 CORRADINA</b> A. (ITA)	Porsche 911 GT3 Cup	25.953 +0.051	22.540 +0.478	26.808 +0.038	21.749 +0.059	<b>1'37.050</b> 1'37.676	23	0.626
23	<b>72 LOCANTO</b> D. (ITA)	Porsche 911 GT3 Cup	25.865 +0.049	22.760 +0.169	27.003	21.672 +0.242	<b>1'37.300</b> 1'37.760	24	0.460
24	<b>71 PICCIOLI</b> G. (ITA)	Porsche 911 GT3 Cup	25.671 +0.159	23.122 +0.111	26.857 +0.170	21.687 +0.031	<b>1'37.337</b> 1'37.808	25	0.471
25	<b>66 VENEROSI PESCIOLIN</b>	Porsche 911 GT3 Cup	25.689	22.862 +0.166	26.890 +0.003	22.058	<b>1'37.499</b> 1'37.668	22	0.169
26	<b>99 DONZELLI</b> M. (ITA)	Porsche 911 GT3 Cup	26.164	22.894 +0.033	26.936	21.900 +0.442	<b>1'37.894</b> 1'38.369	28	0.475
27	<b>60 GALASSI</b> M. (SMR)	Porsche 911 GT3 Cup	26.000	22.941	27.134 +0.046	21.960 +0.275	<b>1'38.035</b> 1'38.356	26	0.321
28	<b>54 PERONI</b> L. (ITA)	Porsche 911 GT3 Cup	26.082 +0.386	23.007	27.233 +0.018	21.982	<b>1'38.304</b> 1'38.708	29	0.404
29	<b>69 MONTAGNESE</b> M. (ITA)	Porsche 911 GT3 Cup	25.738	23.554	27.182	21.886	<b>1'38.360</b> 1'38.360	27	
30	<b>78 SCANNICCHIO</b> D. (ITA)	Porsche 911 GT3 Cup	26.302 +0.142	23.658	27.528 +0.255	22.319 +0.193	<b>1'39.807</b> 1'40.397	30	0.590
31	<b>59 PARISINI</b> M. (ITA)	Porsche 911 GT3 Cup	27.675	23.910	29.440 +0.318	23.294 +0.065	<b>1'44.319</b> 1'44.702	31	0.383
<b>Ideal Time Assoluto</b>			24.954	22.250	26.187	21.116	<b>1'34.507</b>		

05/06/2021

Powered by FICr PERUGIA TIMING





ACI Racing Weekend Misano, 5-6 Giugno 2021  
Porsche Carrera Cup Italia - Analisi Tempi Qualifiche 1

Misano Circuit Sic 58.4.226 m

1 / 4

3 M. MORETTI (1'35.946)							
Giro	Seg.1	Seg.2	Seg.3	Seg.4	T. Giro	km/h	Local Time
1		26.637	29.725	21.763		165,6	11:24'56.058
2	<b>25.119</b>	<b>22.494</b>	<b>26.270</b>	21.499	1'35.382C	221,8	11:26'31.440
3	27.155	25.488	36.271	22.369	1'51.283	157,2	11:28'22.723
4	25.123	22.607	26.694	30.159	1'44.583	221,3	11:30'07.306
5	44.530	48.720	1'06.515	22.015	3'01.780	72,4	11:33'09.086
6	25.376	22.633	26.396	<b>21.541</b>	<b>1'35.946</b>	<b>222,7</b>	11:34'45.032
7	26.872	24.302	30.795	23.014	1'44.983	204,9	11:36'30.015
8	25.507	22.566	26.518	21.554	1'36.145	221,3	11:38'06.160
9	29.720	28.979	42.777	33.985	2'15.461P	184,9	11:40'21.621

18 D. CAZZANIGA (1'35.593)							
Giro	Seg.1	Seg.2	Seg.3	Seg.4	T. Giro	km/h	Local Time
1		28.390	31.850	23.994		157,0	11:25'06.197
2	25.334	22.639	<b>26.349</b>	21.433	1'35.755	219,5	11:26'41.952
3	<b>25.173</b>	<b>22.523</b>	26.512	<b>21.385</b>	<b>1'35.593</b>	220,0	11:28'17.545
4	35.435	27.991	34.759	<b>29.605</b>	2'17.790	200,4	11:30'35.335
5	45.256	48.630	49.468	21.799	2'45.153	77,3	11:33'20.488
6	25.285	22.527	26.486	21.404	1'35.702	<b>220,4</b>	11:34'56.190
7	25.683	22.706	27.742	34.486	1'50.617P	220,0	11:36'46.807

4 L. MONCINI (1'35.497)							
Giro	Seg.1	Seg.2	Seg.3	Seg.4	T. Giro	km/h	Local Time
1		24.753	28.756	23.195		219,5	11:13'50.287
2	27.850	23.426	27.069	21.923	1'40.268	220,9	11:15'30.555
3	25.440	22.626	26.474	21.950	1'36.490	221,8	11:17'07.045
4	<b>25.369</b>	<b>22.424</b>	<b>26.399</b>	<b>21.305</b>	<b>1'35.497</b>	<b>222,2</b>	11:18'42.542
5	27.487	24.957	27.696	33.641	1'53.781P	219,5	11:20'36.323

25 A. GIARDELLI (1'35.060)							
Giro	Seg.1	Seg.2	Seg.3	Seg.4	T. Giro	km/h	Local Time
1							11:23'29.100
2	55.725	27.221	28.979	21.533	2'13.458P	199,6	11:25'42.558
3	25.076	<b>22.432</b>	26.386	<b>21.166</b>	<b>1'35.060</b>	<b>221,3</b>	11:27'17.618
4	<b>25.059</b>	22.526	<b>26.382</b>	21.465	1'35.432	220,0	11:28'53.050

8 A. CERQUI (1'34.766)							
Giro	Seg.1	Seg.2	Seg.3	Seg.4	T. Giro	km/h	Local Time
1		28.312	31.605	23.933		185,6	11:24'18.261
2	27.547	25.414	28.900	21.913	1'43.774	214,7	11:26'02.035
3	25.131	<b>22.250</b>	<b>26.269</b>	<b>21.116</b>	<b>1'34.766</b>	<b>221,8</b>	11:27'36.801
4	<b>25.099</b>	22.304	26.443	21.167	1'35.013	221,3	11:29'11.814
5	28.701	42.928	59.167	48.478	2'59.274P	85,7	11:32'11.088

27 F. MALVESTITI (1'35.270)							
Giro	Seg.1	Seg.2	Seg.3	Seg.4	T. Giro	km/h	Local Time
1		27.293	29.156	26.821		215,1	11:25'30.448
2	30.484	30.017	29.258	22.815	1'52.574	213,4	11:27'23.022
3	<b>25.132</b>	<b>22.549</b>	<b>26.339</b>	<b>21.250</b>	<b>1'35.270</b>	<b>220,9</b>	11:28'58.292
4	26.867	30.795	1'01.979	39.821	2'39.462	78,1	11:31'37.754
5	45.556	35.470	27.804	36.009	2'24.839P	219,1	11:34'02.593

11 L. CAGLIONI (1'35.774)							
Giro	Seg.1	Seg.2	Seg.3	Seg.4	T. Giro	km/h	Local Time
1							11:21'59.884
2	48.389	26.082	29.437	22.595	2'06.503P	217,3	11:24'06.387
3	27.460	24.801	29.183	25.139	1'46.583	193,2	11:25'52.970
4	<b>25.110</b>	22.701	<b>26.435</b>	21.608	1'35.854	220,9	11:27'28.824
5	25.240	<b>22.485</b>	26.582	<b>21.467</b>	<b>1'35.774</b>	<b>221,8</b>	11:29'04.598
6	25.554	30.170	59.761	2'19.451	4'14.936P	78,8	11:33'19.534
7	47.243	22.846	28.079	23.336	2'01.504P	217,3	11:35'21.038
8	25.794	22.770	26.643	21.501	1'36.708	221,3	11:36'57.746

28 G. AMATI (1'35.217)							
Giro	Seg.1	Seg.2	Seg.3	Seg.4	T. Giro	km/h	Local Time
1							11:21'54.655
2	47.852	28.972	29.940	21.979	2'08.743P	211,4	11:24'03.398
3	25.482	22.556	26.215	21.286	1'35.539	221,3	11:25'38.937
4	<b>25.255</b>	<b>22.555</b>	<b>26.187</b>	<b>21.220</b>	<b>1'35.217</b>	<b>221,8</b>	11:27'14.154
5	26.973	30.132	31.661	26.678	1'55.444	170,6	11:29'09.598
6	25.399	32.857	1'03.139	48.265	2'49.660P	76,3	11:31'59.258

12 D. TOVLAVICIUS (1'36.493)							
Giro	Seg.1	Seg.2	Seg.3	Seg.4	T. Giro	km/h	Local Time
1							11:12'43.044
2	48.587	27.479	31.226	28.021	2'15.313P	205,7	11:14'58.357
3	30.665	25.488	28.834	21.951	1'46.938	218,6	11:16'45.295
4	25.625	22.762	26.636	<b>21.479</b>	1'36.502	221,3	11:18'21.797
5	25.616	<b>22.667</b>	<b>26.580</b>	21.630	<b>1'36.493</b>	221,3	11:19'58.290
6	25.747	22.736	29.495	23.131	1'41.109	216,9	11:21'39.399
7	25.607	24.038	27.685	5'09.836	6'27.166P	220,4	11:28'06.565
8	45.771	25.154	34.818	3'16.272	5'02.015P	165,4	11:33'08.580
9	44.948	27.765	29.523	26.500	2'08.736P	218,6	11:35'17.316
10	27.831	25.367	27.077	21.882	1'42.157	<b>222,2</b>	11:36'59.473
11	<b>25.537</b>	22.726	27.391	21.781	1'37.435	<b>222,2</b>	11:38'36.908
12	25.587	22.968	26.890	21.530	1'36.975	221,8	11:40'13.883

30 B. STRIGNANO (1'36.278)							
Giro	Seg.1	Seg.2	Seg.3	Seg.4	T. Giro	km/h	Local Time
1							11:19'21.572
2	53.072	29.544	36.461	32.151	2'31.228P	167,2	11:21'52.800
3	31.491	25.264	27.581	22.147	1'46.483	219,1	11:23'39.283
4	25.631	22.706	26.940	21.591	1'36.868	221,3	11:25'16.151
5	25.552	22.583	26.677	<b>21.470</b>	1'36.282	221,3	11:26'52.433
6	<b>25.503</b>	<b>22.547</b>	26.998	21.574	1'36.622	219,1	11:28'29.055
7	25.774	25.400	39.072	3'23.719	4'53.965P	178,5	11:33'23.020
8	49.168	35.962	39.132	28.465	2'32.727P	104,4	11:35'55.747
9	30.956	23.706	27.347	22.390	1'44.399	220,0	11:37'40.146
10	25.754	22.726	26.628	21.566	1'36.674	222,2	11:39'16.820
11	25.566	22.617	<b>26.532</b>	21.563	<b>1'36.278</b>	<b>222,7</b>	11:40'53.098

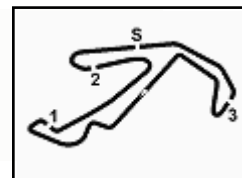
15 A. FESTANTE (1'35.362)							
Giro	Seg.1	Seg.2	Seg.3	Seg.4	T. Giro	km/h	Local Time
1							11:21'57.741
2	48.807	26.114	29.302	23.048	2'07.271P	216,9	11:24'05.012
3	26.786	25.572	28.278	25.120	1'45.756	196,4	11:25'50.768
4	<b>25.178</b>	22.574	<b>26.245</b>	<b>21.365</b>	<b>1'35.362</b>	220,9	11:27'26.130
5	25.313	<b>22.477</b>	26.708	21.340	1'35.838C	220,4	11:29'01.968
6	25.433	26.155	59.686	3'04.964	4'56.238P	79,4	11:33'58.206

32 G. QUARESMINI (1'35.014)							
Giro	Seg.1	Seg.2	Seg.3	Seg.4	T. Giro	km/h	Local Time
1							11:21'40.553
2	46.853	24.244	36.890	23.317	2'11.304P	96,0	11:23'51.857
3	25.116	22.502	<b>26.225</b>	21.276	1'35.119C	<b>220,0</b>	11:25'26.976
4	26.141	24.872	27.667	21.620	1'40.300	219,1	11:27'07.276
5	<b>24.996</b>	<b>22.387</b>	26.279	<b>21.352</b>	<b>1'35.014</b>	219,5	11:28'42.290

33 G. LEVORATO (1'36.125)							
Giro	Seg.1	Seg.2	Seg.3	Seg.4	T. Giro	km/h	Local Time
1							11:21'50.820

05/06/2021 P = Box In/Out - C = Tempo Invalidato





Misano Circuit Sic 58 4.226 m

2 / 4

## ACI Racing Weekend Misano, 5-6 Giugno 2021 Porsche Carrera Cup Italia - Analisi Tempi Qualifiche 1

2	45.882	29.861	28.681	21.966	2'06.390P	217,7	11:23'57.210	9	45.498	50.796	40.815	24.007	2'41.116	163,6	11:33'41.157
3	<b>25.583</b>	<b>22.468</b>	<b>26.645</b>	<b>21.429</b>	<b>1'36.125</b>	219,1	11:25'33.335	10	29.023	26.008	28.432	22.664	1'46.127	215,1	11:35'27.284
4	25.692	22.630	27.736	22.270	1'38.328	<b>220,0</b>	11:27'11.663	11	26.106	24.040	27.505	22.333	1'39.984	218,6	11:37'07.268
5	29.811	25.165	27.592	3'15.216	4'37.784P	214,3	11:31'49.447	12	<b>26.082</b>	23.215	27.568	22.050	1'38.915	216,0	11:38'46.183
6	55.731	23.802	27.067	21.730	2'08.330P	219,1	11:33'57.777	13	26.138	23.345	27.583	22.586	1'39.652	218,2	11:40'25.835

**38 S. IAQUINTA (1'35.047)**

Giro	Seg.1	Seg.2	Seg.3	Seg.4	T. Giro	km/h	Local Time
1		37.108	31.621	22.305		162,2	11:26'10.874
2	<b>24.954</b>	<b>22.330</b>	<b>26.590</b>	<b>21.173</b>	<b>1'35.047</b>	220,4	11:27'45.921
3	25.045	23.866	27.407	22.655	1'38.973	220,0	11:29'24.894
4	26.908	48.161	59.972	40.110	2'55.151	78,9	11:32'20.045

**59 M. PARISINI (1'44.702)**

Giro	Seg.1	Seg.2	Seg.3	Seg.4	T. Giro	km/h	Local Time
1		30.113	37.283	27.714		131,9	11:12'44.204
2	30.266	25.328	30.251	24.183	1'50.028	209,3	11:14'34.232
3	54.984	28.308	32.177	25.630	2'21.099	204,5	11:16'55.331
4	29.206	25.267	30.334	25.685	1'50.492	205,3	11:18'45.823
5	28.816	24.443	29.905	24.110	1'47.274	207,7	11:20'33.097
6	29.300	24.652	31.541	47.499	2'12.992P	<b>211,4</b>	11:22'46.089
7	5'59.652	27.579	31.166	37.536	7'35.933P	202,6	11:30'22.022
8	48.946	44.851	1'07.780	28.599	3'10.176	73,9	11:33'32.198
9	31.199	25.143	30.746	24.738	1'51.826	200,4	11:35'24.024
10	28.542	25.530	30.059	23.530	1'47.661	210,1	11:37'11.685
11	28.951	24.610	<b>29.440</b>	<b>23.294</b>	1'46.295	210,1	11:38'57.980
12	<b>27.675</b>	<b>23.910</b>	29.758	23.359	<b>1'44.702</b>	209,7	11:40'42.682

**39 S. GATTUSO (1'35.171)**

Giro	Seg.1	Seg.2	Seg.3	Seg.4	T. Giro	km/h	Local Time
1							11:22'01.454
2	49.180	26.358	29.901	22.667	2'08.106P	206,5	11:24'09.560
3	26.878	24.537	29.722	25.536	1'46.673	181,5	11:25'56.233
4	25.280	22.425	<b>26.290</b>	<b>21.176</b>	<b>1'35.171</b>	<b>220,9</b>	11:27'31.404
5	<b>25.053</b>	<b>22.302</b>	26.624	21.332	1'35.311	220,0	11:29'06.715

**60 M. GALASSI (1'38.356)**

Giro	Seg.1	Seg.2	Seg.3	Seg.4	T. Giro	km/h	Local Time
1		27.775	33.510	25.601		172,8	11:12'22.498
2	26.947	23.348	27.718	24.718	1'42.731	220,9	11:14'05.229
3	26.176	23.175	27.202	22.010	1'38.563	220,0	11:15'43.792
4	26.187	23.061	27.147	22.155	1'38.550	220,4	11:17'22.342
5	<b>26.000</b>	<b>22.941</b>	27.180	22.235	<b>1'38.356</b>	220,4	11:19'00.698
6	26.083	23.216	<b>27.134</b>	23.074	1'39.507	<b>221,8</b>	11:20'40.205
7	26.423	23.103	27.364	38.076	1'54.966P	220,4	11:22'35.171
8	5'41.683	23.756	27.696	22.741	6'55.876P	218,2	11:29'31.047
9	29.518	48.003	1'02.255	39.354	2'59.130	71,6	11:32'30.177
10	38.340	23.444	28.003	22.611	1'52.398	218,2	11:34'22.575
11	26.437	23.078	27.452	22.332	1'39.299	219,5	11:36'01.874
12	26.358	23.175	27.315	22.584	1'39.432	220,0	11:37'41.306
13	26.487	23.403	27.501	<b>21.960</b>	1'39.351	219,5	11:39'20.657
14	26.423	23.403	27.451	22.490	1'39.767	220,4	11:41'00.424

**40 R. VUKOV (1'36.457)**

Giro	Seg.1	Seg.2	Seg.3	Seg.4	T. Giro	km/h	Local Time
1		31.910	33.774	22.671		188,8	11:12'12.208
2	25.982	22.879	27.181	21.844	1'37.886	220,4	11:13'50.094
3	25.747	22.658	<b>26.643</b>	21.618	1'36.666	<b>221,3</b>	11:15'26.760
4	25.481	22.707	26.723	21.546	<b>1'36.457</b>	220,9	11:17'03.217
5	25.540	22.543	26.889	21.854	1'36.826	219,5	11:18'40.043
6	26.255	22.786	27.526	8'28.225	9'44.792P	220,0	11:28'24.835
7	48.704	24.502	52.110	36.265	2'41.581P	159,8	11:31'06.416
8	47.356	46.512	32.781	22.413	2'29.062	193,5	11:33'35.478
9	26.587	22.769	28.117	21.784	1'39.257	219,5	11:35'14.735
10	<b>25.448</b>	22.638	27.034	<b>21.399</b>	1'36.519	219,5	11:36'51.254
11	25.547	<b>22.489</b>	26.899	21.540	1'36.475	220,0	11:38'27.729
12	25.700	23.383	27.176	21.684	1'37.943	220,0	11:40'05.672

**50 F. FENICI (1'36.886)**

Giro	Seg.1	Seg.2	Seg.3	Seg.4	T. Giro	km/h	Local Time
1							11:14'28.236
2	52.674	30.230	35.451	24.281	2'22.636P	169,0	11:16'50.872
3	27.906	23.867	27.857	21.949	1'41.579	219,1	11:18'32.451
4	25.891	23.034	27.229	<b>21.658</b>	1'37.812	218,6	11:20'10.263
5	25.611	22.941	27.261	21.851	1'37.664	219,5	11:21'47.927
6	25.904	23.036	27.244	24.066	1'40.250	220,0	11:23'28.177
7	29.258	24.019	27.313	23.169	1'43.759	220,0	11:25'11.936
8	25.838	23.124	27.701	3'07.684	4'24.347P	219,1	11:29'36.283
9	52.370	47.899	59.506	34.346	3'14.121P	79,5	11:32'50.404
10	30.237	26.300	33.048	22.874	1'52.459	187,2	11:34'42.863
11	25.585	22.835	<b>26.762</b>	21.739	1'36.921	<b>220,4</b>	11:36'19.784
12	<b>25.531</b>	<b>22.642</b>	27.002	21.711	<b>1'36.886</b>	220,0	11:37'56.670
13	25.774	23.460	27.425	21.972	1'38.631	220,0	11:39'35.301

**66 P. VENEROSI PESCIOLINI (1'37.668)**

Giro	Seg.1	Seg.2	Seg.3	Seg.4	T. Giro	km/h	Local Time
1		27.248	33.819	26.658		177,6	11:12'24.382
2	26.534	23.264	<b>26.890</b>	22.563	1'39.251	<b>220,4</b>	11:14'03.633
3	26.141	23.056	27.130	22.090	1'38.417	<b>220,4</b>	11:15'42.050
4	26.348	25.958	31.377	22.738	1'46.421	193,2	11:17'28.471
5	<b>25.689</b>	23.028	26.893	<b>22.058</b>	<b>1'37.668</b>	219,5	11:19'06.139
6	26.617	23.792	27.408	39.073	1'56.890P	218,6	11:21'03.029
7	4'45.725	28.119	32.285	26.685	6'12.814P	180,6	11:27'15.843
8	29.427	24.323	28.574	22.189	1'44.513	197,4	11:29'00.356
9	25.839	22.930	39.497	51.305	2'19.571P	218,6	11:31'19.927
10	2'30.032	24.451	27.019	22.099	3'43.601P	217,7	11:35'03.528
11	26.086	23.085	27.280	22.246	1'38.697	218,6	11:36'42.225
12	25.826	<b>22.862</b>	27.016	22.205	1'37.909	220,0	11:38'20.134
13	26.035	23.234	27.099	22.319	1'38.687	219,5	11:39'58.821

**54 L. PERONI (1'38.708)**

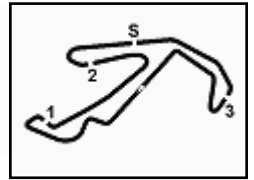
Giro	Seg.1	Seg.2	Seg.3	Seg.4	T. Giro	km/h	Local Time
1		28.573	33.474	25.129		169,0	11:12'21.389
2	27.135	23.769	27.579	22.990	1'41.473	217,7	11:14'02.862
3	26.468	<b>23.007</b>	27.251	<b>21.982</b>	<b>1'38.708</b>	<b>219,1</b>	11:15'41.570
4	26.142	23.125	27.414	22.063	1'38.744	217,3	11:17'20.314
5	26.395	23.109	27.517	22.116	1'39.137	217,7	11:18'59.451
6	26.336	23.340	<b>27.233</b>	24.259	1'41.168	<b>219,1</b>	11:20'40.619
7	26.749	23.027	31.287	39.833	2'00.896P	204,2	11:22'41.515
8	6'22.984	26.674	49.463	39.405	8'18.526P	147,5	11:31'00.041

**67 A. DE GIACOMI (1'36.270)**

Giro	Seg.1	Seg.2	Seg.3	Seg.4	T. Giro	km/h	Local Time
1							11:12'47.679
2	53.967	32.719	32.250	25.242	2'24.178P	184,3	11:15'11.857
3	28.940	23.880	30.570	24.658	1'48.048	185,9	11:16'59.905
4	25.678	22.855	26.748	21.455	1'36.736	<b>220,4</b>	11:18'36.641
5	25.622	<b>22.486</b>	26.731	21.431	<b>1'36.270</b>	220,0	11:20'12.911
6	25.666	22.676	27.385	5'42.846	6'58.573P	220,0	11:27'11.484
7	51.584	27.672	35.940	28.332	2'23.528P	177,3	11:29'35.012

05/06/2021 P = Box In/Out - C = Tempo Invalidato





**ACI Racing Weekend Misano, 5-6 Giugno 2021**  
**Porsche Carrera Cup Italia - Analisi Tempi Qualifiche 1**

Misano Circuit Sic 58 4.226 m

3 / 4

8	35.122	48.333	1'03.300	41.695	3'08.450	71,5	11:32'43.462	4	4'06.082	29.406	32.129	23.275	5'30.892P	155,4	11:21'46.832
9	32.651	27.276	33.548	21.899	1'55.374	186,2	11:34'38.836	5	26.506	24.441	27.633	22.391	1'40.971	213,9	11:23'27.803
10	25.913	22.550	<b>26.663</b>	<b>21.328</b>	1'36.454	220,0	11:36'15.290	6	26.444	<b>23.658</b>	27.783	22.512	<b>1'40.397</b>	212,6	11:25'08.200
11	25.668	22.572	26.743	21.563	1'36.546	220,0	11:37'51.836	7	26.506	23.819	27.911	<b>22.319</b>	1'40.555	212,6	11:26'48.755
12	26.795	27.881	35.529	22.163	1'52.368	151,0	11:39'44.204	8	<b>26.302</b>	25.357	29.587	36.241	1'57.487P	211,8	11:28'46.242
								9	5'23.436	27.930	31.182	22.839	6'45.387P	168,0	11:35'31.629
								10	26.762	24.048	28.321	24.290	1'43.421	213,0	11:37'15.050

**69 M. MONTAGNESE (1'38.360)**

Giro	Seg.1	Seg.2	Seg.3	Seg.4	T. Giro	km/h	Local Time
1		30.071	35.819	23.742		142,3	11:12'29.649
2	26.689	23.725	27.603	22.266	1'40.283	<b>214,7</b>	11:14'09.932
3	<b>25.738</b>	<b>23.554</b>	<b>27.182</b>	<b>21.886</b>	<b>1'38.360</b>	214,3	11:15'48.292
4	26.794	25.016	30.435	36.065	1'58.310P	209,3	11:17'46.602
5					22'31.165P		11:40'17.767

**81 M. CASSARÀ (1'36.455)**

Giro	Seg.1	Seg.2	Seg.3	Seg.4	T. Giro	km/h	Local Time
1							11:11'02.444
2	54.774	36.118	38.570	28.026	2'37.488P	169,8	11:13'39.932
3	32.341	33.217	31.228	5'58.520	7'35.306P	173,4	11:21'15.238
4	46.482	29.017	28.596	24.619	2'08.714P	218,6	11:23'23.952
5	<b>25.429</b>	22.806	<b>26.614</b>	21.606	<b>1'36.455</b>	220,4	11:25'00.407
6	<b>25.429</b>	22.823	26.915	21.607	1'36.774	220,9	11:26'37.181
7	25.825	23.031	34.683	2'50.231	4'13.770P	184,6	11:30'50.951
8	53.259	49.763	38.493	26.450	2'47.965P	180,0	11:33'38.916
9	29.528	26.773	36.768	24.956	1'58.025	96,2	11:35'36.941
10	25.532	<b>22.786</b>	26.709	21.945	1'36.972	220,0	11:37'13.913
11	25.943	22.803	30.248	23.477	1'42.471	194,2	11:38'56.384
12	25.589	22.996	26.688	<b>21.512</b>	1'36.785	<b>221,3</b>	11:40'33.169

**70 G. GIORGI (1'36.913)**

Giro	Seg.1	Seg.2	Seg.3	Seg.4	T. Giro	km/h	Local Time
1		30.342	33.700	23.097		169,3	11:12'15.311
2	25.730	23.219	27.058	21.749	1'37.756	219,1	11:13'53.067
3	25.850	23.277	28.315	22.219	1'39.661C	193,9	11:15'32.728
4	<b>25.678</b>	<b>22.698</b>	<b>26.832</b>	21.705	<b>1'36.913</b>	<b>220,4</b>	11:17'09.641
5	25.885	22.792	27.021	35.042	1'50.740P	220,0	11:19'00.381
6	7'30.211	25.432	29.531	22.595	8'47.769P	215,1	11:27'48.150
7	26.022	22.822	27.293	<b>21.672</b>	1'37.809	218,2	11:29'25.959
8	27.527	48.565	1'00.166	39.334	2'55.592	79,1	11:32'21.551
9	37.249	25.170	27.374	22.015	1'51.808	220,0	11:34'13.359
10	25.823	22.956	27.065	21.958	1'37.802C	219,5	11:35'51.161
11	26.144	27.885	30.144	22.326	1'46.499C	208,9	11:37'37.660
12	26.311	22.876	33.470	36.150	1'58.807P	182,7	11:39'36.467

**82 A. CORRADINA (1'37.676)**

Giro	Seg.1	Seg.2	Seg.3	Seg.4	T. Giro	km/h	Local Time
1							11:10'26.489
2	47.579	31.585	30.768	22.990	2'12.922P	198,5	11:12'39.411
3	26.306	23.093	26.907	<b>21.749</b>	1'38.055	<b>221,8</b>	11:14'17.466
4	26.004	23.018	26.846	21.808	<b>1'37.676</b>	221,3	11:15'55.142
5	26.172	23.255	27.099	3'48.125	5'04.651P	219,5	11:20'59.793
6	43.885	22.870	27.105	21.974	1'55.834P	220,9	11:22'55.627
7	26.115	22.808	27.356	21.849	1'38.128	221,3	11:24'33.755
8	26.335	22.837	27.364	4'55.336	6'11.872P	220,4	11:30'45.627
9	56.163	45.702	37.122	23.740	2'42.727P	177,3	11:33'28.354
10	26.296	23.291	27.288	21.956	1'38.831	220,0	11:35'07.185
11	<b>25.953</b>	<b>22.540</b>	<b>26.808</b>	22.332	1'37.633C	<b>221,8</b>	11:36'44.818
12	26.151	22.975	27.303	22.008	1'38.437	221,3	11:38'23.255
13	26.021	22.656	27.281	21.920	1'37.878	220,4	11:40'01.133

**71 G. PICCIOLI (1'37.808)**

Giro	Seg.1	Seg.2	Seg.3	Seg.4	T. Giro	km/h	Local Time
1		30.070	32.426	23.396		172,0	11:12'16.984
2	27.281	23.826	27.733	22.162	1'41.002	220,4	11:13'57.986
3	<b>25.671</b>	23.571	27.217	<b>21.687</b>	1'38.146	<b>221,3</b>	11:15'36.132
4	26.431	24.435	28.189	22.265	1'41.320	219,5	11:17'17.452
5	25.830	23.233	27.027	21.718	<b>1'37.808</b>	219,5	11:18'55.260
6	27.250	24.078	27.820	37.035	1'56.183P	219,1	11:20'51.443
7	5'17.613	27.888	37.370	25.011	6'47.882P	139,4	11:27'39.325
8	27.080	23.597	27.396	21.844	1'39.917	218,2	11:29'19.242
9	25.754	41.393	1'00.612	39.406	2'47.165	78,6	11:32'06.407
10	44.723	23.543	27.016	21.928	1'57.210	219,5	11:34'03.617
11	25.864	23.294	<b>26.857</b>	21.793	<b>1'37.808</b>	220,4	11:35'41.425
12	26.131	<b>23.122</b>	27.241	21.984	1'38.478	220,4	11:37'19.903
13	25.936	23.291	27.023	22.716	1'38.966	<b>221,3</b>	11:38'58.869

**88 P. RANDAZZO (1'36.634)**

Giro	Seg.1	Seg.2	Seg.3	Seg.4	T. Giro	km/h	Local Time
1							11:15'20.247
2	1'00.449	33.409	30.458	24.791	2'29.107P	209,7	11:17'49.354
3	28.334	24.065	28.650	21.839	1'42.888	217,7	11:19'32.242
4	25.644	22.722	<b>26.805</b>	<b>21.463</b>	<b>1'36.634</b>	218,2	11:21'08.876
5	25.588	<b>22.715</b>	26.883	21.477	1'36.663	219,1	11:22'45.539
6	<b>25.579</b>	22.896	27.560	8'59.553	10'15.588P	<b>219,5</b>	11:33'01.127
7	48.263	28.104	38.254	27.057	2'21.678P	139,0	11:35'22.805
8	27.899	25.953	27.055	22.137	1'43.044	217,3	11:37'05.849
9	25.949	22.815	26.809	21.785	1'37.358	<b>219,5</b>	11:38'43.207

**72 D. LOCANTO (1'37.760)**

Giro	Seg.1	Seg.2	Seg.3	Seg.4	T. Giro	km/h	Local Time
1							11:11'30.859
2	47.436	33.233	39.083	24.277	2'24.029P	111,0	11:13'54.888
3	26.183	23.319	27.199	22.085	1'38.786	<b>219,1</b>	11:15'33.674
4	26.270	22.872	27.237	22.054	1'38.433	<b>219,1</b>	11:17'12.107
5	25.914	22.929	<b>27.003</b>	21.914	<b>1'37.760</b>	<b>219,1</b>	11:18'49.867
6	26.202	25.498	31.646	2'14.021	3'37.367P	198,9	11:22'27.234
7	48.293	31.681	37.824	23.989	2'21.787P	105,1	11:24'49.021
8	26.311	23.109	27.503	22.110	1'39.033	217,3	11:26'28.054
9	<b>25.865</b>	23.058	27.289	<b>21.672</b>	1'37.884	217,7	11:28'05.938

**99 M. DONZELLI (1'38.369)**

Giro	Seg.1	Seg.2	Seg.3	Seg.4	T. Giro	km/h	Local Time
1							11:12'25.406
2	26.593	23.713	28.182	22.518	1'41.006	215,6	11:14'06.412
3	26.607	23.240	27.039	21.966	1'38.852	<b>221,8</b>	11:15'45.264
4	26.646	23.060	27.347	22.484	1'39.537	220,9	11:17'24.801
5	26.536	23.051	27.271	22.259	1'39.117	221,3	11:19'03.918
6	26.410	23.269	27.216	22.127	1'39.022	221,3	11:20'42.940
7	26.533	23.173	29.650	36.282	1'55.638P	221,3	11:22'38.578
8	3'51.057	26.742	30.011	22.431	5'10.241P	218,6	11:27'48.819
9	26.197	<b>22.894</b>	27.504	<b>21.900</b>	1'38.495	220,9	11:29'27.314
10	26.639	49.130	1'00.285	39.071	2'55.125	80,1	11:32'22.439

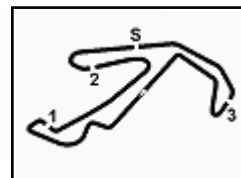
**78 D. SCANNICCHIO (1'40.397)**

Giro	Seg.1	Seg.2	Seg.3	Seg.4	T. Giro	km/h	Local Time
1		32.304	36.125	23.928		135,2	11:12'36.593
2	28.297	25.076	28.341	23.547	1'45.261	213,9	11:14'21.854
3	27.122	23.839	<b>27.528</b>	35.597	1'54.086P	<b>215,1</b>	11:16'15.940

05/06/2021

P = Box In/Out - C = Tempo Invaldato





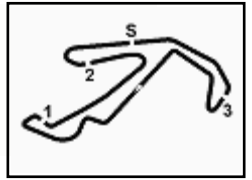
Misano Circuit Sic 58 4.226 m

4 / 4

## ACI Racing Weekend Misano, 5-6 Giugno 2021 Porsche Carrera Cup Italia - Analisi Tempi Qualifiche 1

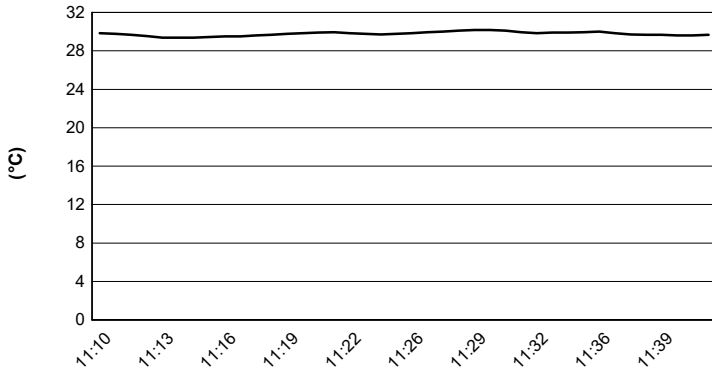
11	37.630	24.701	27.158	22.224	1'51.713	221,3	11:34'14.152
12	<b>26.164</b>	22.927	<b>26.936</b>	22.342	<b>1'38.369</b>	221,3	11:35'52.521
13	26.443	24.165	30.669	27.313	1'48.590	215,6	11:37'41.111



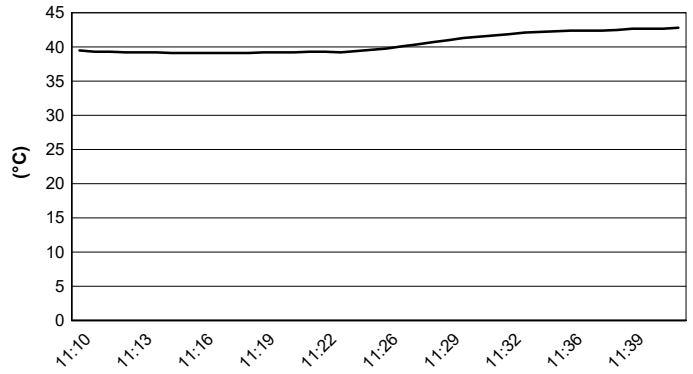


**ACI Racing Weekend Misano, 5-6 Giugno 2021**  
**Porsche Carrera Cup Italia - Meteo Qualifiche 1**  
Session started 11:10 - Session ended 11:42

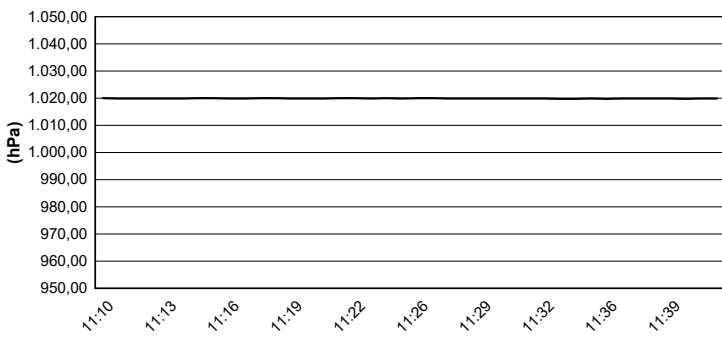
**Air Temperature**



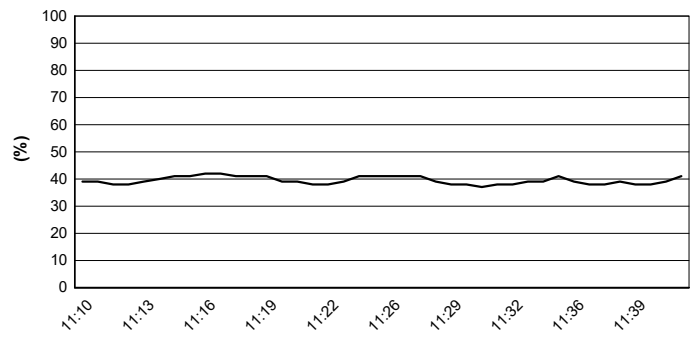
**Track Temperature**



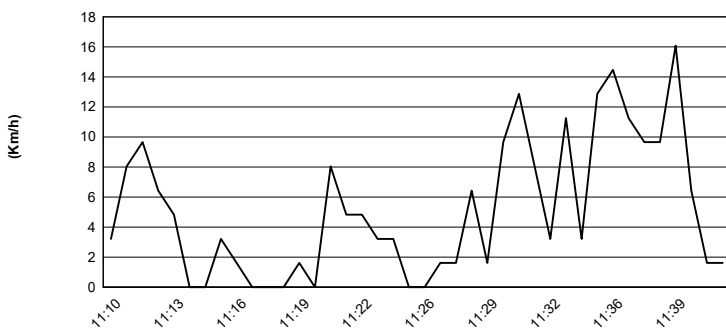
**Air Pressure**



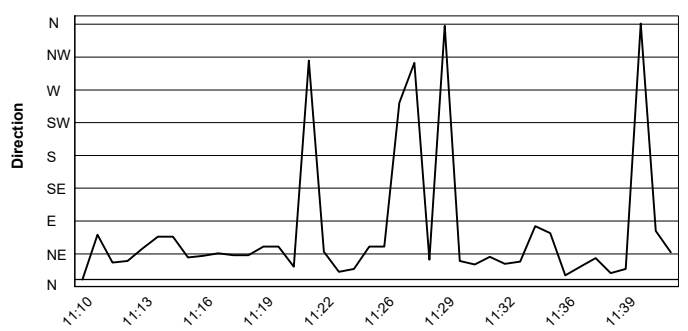
**Humidity**



**Wind Speed**



**Wind Direction**



05/06/2021

