

ACI Racing Weekend Misano, 5-6 Giugno 2021

Porsche Carrera Cup Italia - Classifica Gara 2

Misano Circuit Sic 58 4.226 m

Giri 17 = 71,842 km - Media 154,684 km/h - Tempo di gara 27'52.000

| Num. | Conditore | Naz | Concorrente | Team | Auto | Classe | Giri | Tempo | Dist. | Rel. | Giro Veloce |
|------------------------------|-------------------------------------|-----|----------------------------|----------------------------|---------------------|--------|------|-----------|-----------------|-----------------|-------------|
| 1 | 38 IAQUINTA Simone | ITA | Dinamic Motorsport | Dinamic Motorsport | Porsche 911 GT3 Cup | | 17 | 27'52.000 | | | 4 1'37.314 |
| 2 | 32 QUARESMINI Gianmarco | ITA | Tsunami RT | Tsunami RT | Porsche 911 GT3 Cup | | 17 | 27'52.734 | 0.734 | 0.734 | 8 1'37.101 |
| 3 | 25 GIARDELLI Alessandro | ITA | Dinamic Motorsport | Dinamic Motorsport | Porsche 911 GT3 Cup | | 17 | 27'53.782 | 1.782 | 1.048 | 5 1'37.301 |
| 4 | 8 CERQUI Alberto | ITA | Ghinzani Arco Motorsport | | Porsche 911 GT3 Cup | | 17 | 27'54.569 | 2.569 | 0.787 | 4 1'37.200 |
| 5 | 33 LEVORATO Gianmarco | ITA | Tsunami RT | Tsunami RT | Porsche 911 GT3 Cup | | 17 | 27'57.343 | 5.343 | 2.774 | 4 1'37.326 |
| 6 | 11 CAGLIONI Leonardo | ITA | Ombra Racing | Ombra Racing | Porsche 911 GT3 Cup | | 17 | 27'58.473 | 6.473 | 1.130 | 4 1'37.690 |
| 7 | 40 VUKOV Risto | MKD | GDL Racing | GDL Racing | Porsche 911 GT3 Cup | | 17 | 27'59.982 | 7.982 | 1.509 | 5 1'37.805 |
| 8 | 18 CAZZANIGA Daniele | ITA | Ghinzani Arco Motorsport | Ghinzani Arco Motorsport | Porsche 911 GT3 Cup | | 17 | 28'03.349 | 11.349 | 3.367 | 16 1'37.907 |
| 9 | 28 AMATI Giorgio | ITA | Dinamic Motorsport | Dinamic Motorsport | Porsche 911 GT3 Cup | | 17 | 28'04.936 | 12.936 | 1.587 | 16 1'37.778 |
| 10 | 15 FESTANTE Aldo | ITA | Ombra Racing | Ombra Racing | Porsche 911 GT3 Cup | | 17 | 28'07.478 | 15.478 | 2.542 | 4 1'37.377 |
| 11 | 67 DE GIACOMI Alex | ITA | Tsunami RT | Tsunami RT | Porsche 911 GT3 Cup | MC | 17 | 28'12.389 | 20.389 | 4.911 | 7 1'37.683 |
| 12 | 4 MONCINI Leonardo | ITA | Ghinzani Arco Motorsport | Ghinzani Arco Motorsport | Porsche 911 GT3 Cup | | 17 | 28'14.404 | 22.404 | 2.015 | 7 1'38.018 |
| 13 | 81 CASSARÀ Marco | ITA | Raptor Engineering | Raptor Engineering | Porsche 911 GT3 Cup | MC | 17 | 28'19.744 | 27.744 | 5.340 | 8 1'38.447 |
| 14 | 30 STRIGNANO Benedetto | ITA | AB Racing | AB Racing | Porsche 911 GT3 Cup | | 17 | 28'22.581 | 30.581 | 2.837 | 2 1'38.134 |
| 15 | 82 CORRADINA Andreas | ITA | Profildors by Huber Racing | Profildors by Huber Racing | Porsche 911 GT3 Cup | MC | 17 | 28'29.591 | 37.591 | 7.010 | 5 1'39.035 |
| 16 | 72 LOCANTO Diego | ITA | Krypton Motorsport | Krypton Motorsport | Porsche 911 GT3 Cup | MC | 17 | 28'34.039 | 42.039 | 4.448 | 5 1'39.137 |
| 17 | 27 MALVESTITI Federico | ITA | Ghinzani Arco Motorsport | Ghinzani Arco Motorsport | Porsche 911 GT3 Cup | | 17 | 28'36.960 | 44.960 | 2.921 | 9 1'38.153 |
| 18 | 88 RANDAZZO Piergiacomo | ITA | AB Racing | AB Racing | Porsche 911 GT3 Cup | MC | 17 | 28'41.968 | 49.968 | 5.008 | 2 1'38.183 |
| 19 | 70 GIORGI Gianluca | ITA | Ebimotors | Ebimotors | Porsche 911 GT3 Cup | MC | 17 | 28'42.033 | 50.033 | 0.065 | 5 1'39.304 |
| 20 | 66 VENEROSI PESCIOLINI Paolo | ITA | Ebimotors | Ebimotors | Porsche 911 GT3 Cup | MC | 17 | 28'42.460 | 50.460 | 0.427 | 14 1'39.112 |
| 21 | 71 PICCIOLI Gianluigi | ITA | Ebimotors | Ebimotors | Porsche 911 GT3 Cup | MC | 17 | 28'42.533 | 50.533 | 0.073 | 5 1'39.422 |
| 22 | 99 DONZELLI Massimiliano | ITA | Team Malucelli | Team Malucelli | Porsche 911 GT3 Cup | MC | 17 | 28'51.549 | 59.549 | 9.016 | 4 1'40.128 |
| 23 | 39 GATTUSO Stefano | ITA | Ombra Racing | Ombra Racing | Porsche 911 GT3 Cup | | 17 | 29'10.279 | 1'18.279 | 18.730 | 11 1'38.414 |
| 24 | 78 SCANNICCHIO Davide | ITA | ZRS Motorsport | ZRS Motorsport | Porsche 911 GT3 Cup | MS | 17 | 29'11.869 | 1'19.869 | 1.590 | 5 1'40.999 |
| 25 | 54 PERONI Luigi | ITA | Ebimotors | Ebimotors | Porsche 911 GT3 Cup | MC | 17 | 29'15.603 | 1'23.603 | 3.734 | 4 1'39.809 |
| 26 | 69 MONTAGNESE Massimiliano | ITA | Team Malucelli | Team Malucelli | Porsche 911 GT3 Cup | MS | 17 | 29'16.800 | 1'24.800 | 1.197 | 5 1'39.952 |
| 27 | 50 FENICI Francesco Maria | ITA | AB Racing | AB Racing | Porsche 911 GT3 Cup | MC | 16 | 26'54.605 | 1 Giro | 1 Giro | 12 1'39.472 |
| 28 | 60 GALASSI Marco | SMR | Team Malucelli | Team Malucelli | Porsche 911 GT3 Cup | MC | 16 | 28'51.167 | 1 Giro | 1'56.562 | 3 1'39.525 |
| 29 | 3 MORETTI Marzio | ITA | Bonaldi Motorsport | Bonaldi Motorsport | Porsche 911 GT3 Cup | | 14 | 22'58.440 | 3 Giri | 2 Giri | 5 1'36.937 |
| ----- Non Classificati ----- | | | | | | | | | | | |
| RIT | 12 TOVILAVICIUS Dziugas | LTU | Ombra Racing | Ombra Racing | Porsche 911 GT3 Cup | | 5 | 11'23.289 | 12 Giri | | 2 1'38.873 |
| RIT | 59 PARISINI Marco | ITA | Team Malucelli | Team Malucelli | Porsche 911 GT3 Cup | MS | 0 | | | | |

Partenti: 31 Classificati: 29 Non Classificati: 0 Ritirati: 2 Non Partiti: 0

Giro Veloce N. 5 Num. 3 Marzio Moretti Tempo 1'36.937 Media. 156,943 Km/h

| | | | |
|------------|-----|-------|------|
| Umidità | 69% | ARIA | 24°C |
| Condizioni | DRY | Temp. | 47°C |

Direttore di Gara : Fabrizio Fondacci

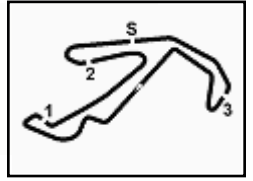
Direttore di Prova : Massimiliano Ghinassi

06/06/2021 Inizio 13:26 Fine 13:56

Esposta alle:

Powered by FICR PERUGIA TIMING





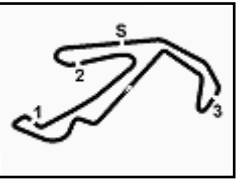
Misano Circuit Sic 58 4.226 m

ACI Racing Weekend Misano, 5-6 Giugno 2021
Porsche Carrera Cup Italia - Contagiri Gara 2

| | | Giro | | | | | | | | | | | | | | | | |
|----|----|------|----|----|----|----|----|----|----|----|----|----|----|----|----|----|----|--|
| | 1 | 2 | 3 | 4 | 5 | 6 | 7 | 8 | 9 | 10 | 11 | 12 | 13 | 14 | 15 | 16 | 17 | |
| 1 | 38 | 38 | 38 | 38 | 38 | 38 | 38 | 38 | 38 | 38 | 38 | 38 | 38 | 38 | 38 | 38 | 38 | |
| 2 | 3 | 33 | 33 | 33 | 33 | 33 | 33 | 3 | 3 | 3 | 3 | 3 | 3 | 3 | 3 | 32 | 32 | |
| 3 | 33 | 3 | 3 | 3 | 3 | 3 | 3 | 33 | 33 | 33 | 33 | 32 | 32 | 32 | 25 | 25 | 25 | |
| 4 | 25 | 25 | 8 | 8 | 25 | 25 | 25 | 25 | 32 | 32 | 32 | 33 | 33 | 25 | 8 | 8 | 8 | |
| 5 | 32 | 32 | 25 | 25 | 8 | 8 | 32 | 32 | 25 | 25 | 25 | 25 | 25 | 8 | 33 | 33 | 33 | |
| 6 | 18 | 8 | 11 | 11 | 32 | 32 | 8 | 8 | 8 | 8 | 8 | 8 | 8 | 33 | 11 | 11 | 11 | |
| 7 | 8 | 11 | 32 | 32 | 11 | 11 | 11 | 11 | 11 | 11 | 11 | 11 | 11 | 11 | 40 | 40 | 40 | |
| 8 | 11 | 18 | 40 | 40 | 40 | 40 | 40 | 40 | 40 | 40 | 40 | 40 | 40 | 18 | 18 | 18 | 18 | |
| 9 | 39 | 39 | 30 | 28 | 28 | 28 | 28 | 28 | 28 | 18 | 18 | 18 | 18 | 18 | 28 | 28 | 28 | |
| 10 | 40 | 40 | 39 | 39 | 39 | 18 | 18 | 18 | 18 | 15 | 28 | 28 | 28 | 28 | 15 | 15 | 15 | |
| 11 | 30 | 30 | 28 | 18 | 18 | 15 | 15 | 15 | 15 | 28 | 15 | 15 | 15 | 15 | 67 | 67 | 67 | |
| 12 | 28 | 28 | 18 | 67 | 67 | 67 | 67 | 67 | 67 | 67 | 67 | 67 | 67 | 67 | 4 | 4 | 4 | |
| 13 | 67 | 67 | 67 | 81 | 15 | 81 | 30 | 30 | 30 | 30 | 30 | 4 | 4 | 81 | 81 | 81 | 81 | |
| 14 | 81 | 81 | 81 | 15 | 81 | 30 | 81 | 81 | 81 | 81 | 27 | 27 | 30 | 81 | 30 | 30 | 30 | |
| 15 | 82 | 82 | 15 | 30 | 30 | 27 | 27 | 27 | 27 | 27 | 4 | 4 | 81 | 30 | 82 | 82 | 82 | |
| 16 | 12 | 12 | 82 | 82 | 82 | 4 | 4 | 4 | 4 | 4 | 81 | 81 | 82 | 82 | 72 | 72 | 72 | |
| 17 | 72 | 15 | 12 | 27 | 27 | 82 | 82 | 82 | 82 | 82 | 82 | 82 | 72 | 72 | 50 | 50 | 27 | |
| 18 | 15 | 72 | 72 | 4 | 4 | 72 | 72 | 72 | 72 | 72 | 72 | 72 | 50 | 50 | 88 | 27 | 88 | |
| 19 | 50 | 27 | 27 | 72 | 72 | 50 | 50 | 50 | 50 | 50 | 50 | 88 | 88 | 27 | 88 | 70 | 66 | |
| 20 | 27 | 50 | 4 | 50 | 50 | 71 | 71 | 71 | 71 | 71 | 71 | 88 | 70 | 70 | 70 | 70 | 66 | |
| 21 | 71 | 4 | 50 | 71 | 71 | 70 | 70 | 88 | 88 | 88 | 88 | 70 | 27 | 27 | 66 | 66 | 71 | |
| 22 | 70 | 71 | 71 | 60 | 70 | 60 | 88 | 60 | 70 | 70 | 70 | 71 | 71 | 71 | 71 | 71 | 99 | |
| 23 | 60 | 60 | 60 | 70 | 60 | 88 | 60 | 70 | 66 | 66 | 66 | 66 | 66 | 66 | 99 | 99 | 39 | |
| 24 | 4 | 70 | 70 | 99 | 99 | 99 | 99 | 66 | 99 | 99 | 99 | 99 | 99 | 99 | 78 | 39 | 78 | |
| 25 | 99 | 99 | 99 | 66 | 88 | 66 | 66 | 99 | 54 | 54 | 54 | 78 | 78 | 78 | 54 | 78 | 54 | |
| 26 | 69 | 69 | 69 | 88 | 66 | 69 | 69 | 54 | 69 | 69 | 78 | 54 | 54 | 54 | 39 | 54 | 69 | |
| 27 | 54 | 66 | 66 | 69 | 69 | 54 | 54 | 69 | 78 | 78 | 69 | 69 | 39 | 39 | 69 | 69 | 69 | |
| 28 | 66 | 54 | 88 | 54 | 54 | 78 | 78 | 78 | 60 | 39 | 39 | 39 | 69 | 69 | 60 | 60 | | |
| 29 | 78 | 78 | 54 | 78 | 78 | 39 | 39 | 39 | 39 | 60 | 60 | 60 | 60 | 60 | | | | |
| 30 | 88 | 88 | 78 | 12 | 12 | | | | | | | | | | | | | |

| Final Result | | |
|--------------|----------------------------|----------|
| 1 | 38 IAQUINTA S. | Giri 17 |
| 2 | 32 QUARESMINI G. | 0.734 |
| 3 | 25 GIARDELLI A. | 1.782 |
| 4 | 8 CERQUI A. | 2.569 |
| 5 | 33 LEVORATO G. | 5.343 |
| 6 | 11 CAGLIONI L. | 6.473 |
| 7 | 40 VUKOV R. | 7.982 |
| 8 | 18 CAZZANIGA D. | 11.349 |
| 9 | 28 AMATI G. | 12.936 |
| 10 | 15 FESTANTE A. | 15.478 |
| 11 | 67 DE GIACOMI A. | 20.389 |
| 12 | 4 MONCINI L. | 22.404 |
| 13 | 81 CASSARÀ M. | 27.744 |
| 14 | 30 STRIGNANO B. | 30.581 |
| 15 | 82 CORRADINA A. | 37.591 |
| 16 | 72 LOCANTO D. | 42.039 |
| 17 | 27 MALVESTITI F. | 44.960 |
| 18 | 88 RANDAZZO P. | 49.968 |
| 19 | 70 GIORGI G. | 50.033 |
| 20 | 66 VENEROSI PESCIOL | 50.460 |
| 21 | 71 PICCIOLI G. | 50.533 |
| 22 | 99 DONZELLI M. | 59.549 |
| 23 | 39 GATTUSO S. | 1'18.279 |
| 24 | 78 SCANNICCHIO D. | 1'19.869 |
| 25 | 54 PERONI L. | 1'23.603 |
| 26 | 69 MONTAGNESE M. | 1'24.800 |
| 27 | 50 FENICI F. | 1 Giro |
| 28 | 60 GALASSI M. | 1 Giro |
| 29 | 3 MORETTI M. | 3 Giri |
| RIT | 12 TOVILAVICIUS D. | 12 Giri |
| RIT | 59 PARISINI M. | |





ACI Racing Weekend Misano, 5-6 Giugno 2021
Porsche Carrera Cup Italia - Best Sectors & Speed Gara 2

Misano Circuit Sic 58 4.226 m

CLASSIFICA

| | | | |
|-----|------------------------------|---------------------|----------|
| 1 | 38 IAQUINTA Simone | Porsche 911 GT3 Cup | Giri 17 |
| 2 | 32 QUARESMINI Gianmarco | Porsche 911 GT3 Cup | 0.734 |
| 3 | 25 GIARDELLI Alessandro | Porsche 911 GT3 Cup | 1.782 |
| 4 | 8 CERQUI Alberto | Porsche 911 GT3 Cup | 2.569 |
| 5 | 33 LEVORATO Gianmarco | Porsche 911 GT3 Cup | 5.343 |
| 6 | 11 CAGLIONI Leonardo | Porsche 911 GT3 Cup | 6.473 |
| 7 | 40 VUKOV Risto | Porsche 911 GT3 Cup | 7.982 |
| 8 | 18 CAZZANIGA Daniele | Porsche 911 GT3 Cup | 11.349 |
| 9 | 28 AMATI Giorgio | Porsche 911 GT3 Cup | 12.936 |
| 10 | 15 FESTANTE Aldo | Porsche 911 GT3 Cup | 15.478 |
| 11 | 67 DE GIACOMI Alex | Porsche 911 GT3 Cup | 20.389 |
| 12 | 4 MONCINI Leonardo | Porsche 911 GT3 Cup | 22.404 |
| 13 | 81 CASSARÀ Marco | Porsche 911 GT3 Cup | 27.744 |
| 14 | 30 STRIGNANO Benedetto | Porsche 911 GT3 Cup | 30.581 |
| 15 | 82 CORRADINA Andreas | Porsche 911 GT3 Cup | 37.591 |
| 16 | 72 LOCANTO Diego | Porsche 911 GT3 Cup | 42.039 |
| 17 | 27 MALVESTITI Federico | Porsche 911 GT3 Cup | 44.960 |
| 18 | 88 RANDAZZO Piergiacomo | Porsche 911 GT3 Cup | 49.968 |
| 19 | 70 GIORGI Gianluca | Porsche 911 GT3 Cup | 50.033 |
| 20 | 66 VENEROSI PESCIOLINI Paolo | Porsche 911 GT3 Cup | 50.460 |
| 21 | 71 PICCIOLI Gianluigi | Porsche 911 GT3 Cup | 50.533 |
| 22 | 99 DONZELLI Massimiliano | Porsche 911 GT3 Cup | 59.549 |
| 23 | 39 GATTUSO Stefano | Porsche 911 GT3 Cup | 1'18.279 |
| 24 | 78 SCANNICCHIO Davide | Porsche 911 GT3 Cup | 1'19.869 |
| 25 | 54 PERONI Luigi | Porsche 911 GT3 Cup | 1'23.603 |
| 26 | 69 MONTAGNESE Massimiliano | Porsche 911 GT3 Cup | 1'24.800 |
| 27 | 50 FENICI Francesco Maria | Porsche 911 GT3 Cup | 1 Giro |
| 28 | 60 GALASSI Marco | Porsche 911 GT3 Cup | 1 Giro |
| 29 | 3 MORETTI Marzio | Porsche 911 GT3 Cup | 3 Giri |
| RIT | 12 TOVILAVICIUS Dziugas | Porsche 911 GT3 Cup | 12 Giri |
| RIT | 59 PARISINI Marco | Porsche 911 GT3 Cup | |

SPEED

| | | | |
|----|------------------------------|---------------------|-------|
| 1 | 28 AMATI Giorgio | Porsche 911 GT3 Cup | 221,8 |
| 2 | 39 GATTUSO Stefano | Porsche 911 GT3 Cup | 221,8 |
| 3 | 3 MORETTI Marzio | Porsche 911 GT3 Cup | 220,9 |
| 4 | 4 MONCINI Leonardo | Porsche 911 GT3 Cup | 220,9 |
| 5 | 25 GIARDELLI Alessandro | Porsche 911 GT3 Cup | 220,4 |
| 6 | 15 FESTANTE Aldo | Porsche 911 GT3 Cup | 220,0 |
| 7 | 32 QUARESMINI Gianmarco | Porsche 911 GT3 Cup | 220,0 |
| 8 | 12 TOVILAVICIUS Dziugas | Porsche 911 GT3 Cup | 220,0 |
| 9 | 27 MALVESTITI Federico | Porsche 911 GT3 Cup | 220,0 |
| 10 | 67 DE GIACOMI Alex | Porsche 911 GT3 Cup | 220,0 |
| 11 | 81 CASSARÀ Marco | Porsche 911 GT3 Cup | 220,0 |
| 12 | 8 CERQUI Alberto | Porsche 911 GT3 Cup | 220,0 |
| 13 | 71 PICCIOLI Gianluigi | Porsche 911 GT3 Cup | 220,0 |
| 14 | 33 LEVORATO Gianmarco | Porsche 911 GT3 Cup | 219,5 |
| 15 | 11 CAGLIONI Leonardo | Porsche 911 GT3 Cup | 219,5 |
| 16 | 30 STRIGNANO Benedetto | Porsche 911 GT3 Cup | 219,5 |
| 17 | 99 DONZELLI Massimiliano | Porsche 911 GT3 Cup | 219,1 |
| 18 | 18 CAZZANIGA Daniele | Porsche 911 GT3 Cup | 219,1 |
| 19 | 38 IAQUINTA Simone | Porsche 911 GT3 Cup | 219,1 |
| 20 | 66 VENEROSI PESCIOLINI Paolo | Porsche 911 GT3 Cup | 218,6 |
| 21 | 82 CORRADINA Andreas | Porsche 911 GT3 Cup | 218,2 |
| 22 | 70 GIORGI Gianluca | Porsche 911 GT3 Cup | 218,2 |
| 23 | 50 FENICI Francesco Maria | Porsche 911 GT3 Cup | 218,2 |
| 24 | 40 VUKOV Risto | Porsche 911 GT3 Cup | 218,2 |
| 25 | 60 GALASSI Marco | Porsche 911 GT3 Cup | 217,7 |
| 26 | 72 LOCANTO Diego | Porsche 911 GT3 Cup | 216,9 |
| 27 | 88 RANDAZZO Piergiacomo | Porsche 911 GT3 Cup | 216,9 |
| 28 | 54 PERONI Luigi | Porsche 911 GT3 Cup | 215,6 |
| 29 | 69 MONTAGNESE Massimiliano | Porsche 911 GT3 Cup | 211,8 |
| 30 | 78 SCANNICCHIO Davide | Porsche 911 GT3 Cup | 210,9 |

SEG. 1

| | | |
|----|---------------------------|--------|
| 1 | 88 RANDAZZO Piergiacomo | 25.717 |
| 2 | 3 MORETTI Marzio | 25.719 |
| 3 | 33 LEVORATO Gianmarco | 25.720 |
| 4 | 8 CERQUI Alberto | 25.727 |
| 5 | 25 GIARDELLI Alessandro | 25.754 |
| 6 | 15 FESTANTE Aldo | 25.767 |
| 7 | 32 QUARESMINI Gianmarco | 25.797 |
| 8 | 38 IAQUINTA Simone | 25.808 |
| 9 | 11 CAGLIONI Leonardo | 25.848 |
| 10 | 18 CAZZANIGA Daniele | 25.877 |
| 11 | 4 MONCINI Leonardo | 25.885 |
| 12 | 67 DE GIACOMI Alex | 25.953 |
| 13 | 28 AMATI Giorgio | 25.960 |
| 14 | 40 VUKOV Risto | 26.032 |
| 15 | 70 GIORGI Gianluca | 26.050 |
| 16 | 39 GATTUSO Stefano | 26.065 |
| 17 | 30 STRIGNANO Benedetto | 26.076 |
| 18 | 60 GALASSI Marco | 26.078 |
| 19 | 81 CASSARÀ Marco | 26.108 |
| 20 | 27 MALVESTITI Federico | 26.111 |
| 21 | 71 PICCIOLI Gianluigi | 26.131 |
| 22 | 50 FENICI Francesco Maria | 26.198 |
| 23 | 82 CORRADINA Andreas | 26.290 |
| 24 | 72 LOCANTO Diego | 26.316 |
| 25 | 69 MONTAGNESE Massimil | 26.334 |
| 26 | 66 VENEROSI PESCIOLIN | 26.340 |
| 27 | 12 TOVILAVICIUS Dziugas | 26.393 |
| 28 | 54 PERONI Luigi | 26.406 |
| 29 | 99 DONZELLI Massimiliano | 26.407 |
| 30 | 78 SCANNICCHIO Davide | 26.722 |

SEG. 2

| | | |
|----|---------------------------|--------|
| 1 | 32 QUARESMINI Gianmarco | 22.681 |
| 2 | 3 MORETTI Marzio | 22.725 |
| 3 | 8 CERQUI Alberto | 22.726 |
| 4 | 28 AMATI Giorgio | 22.786 |
| 5 | 27 MALVESTITI Federico | 22.787 |
| 6 | 15 FESTANTE Aldo | 22.796 |
| 7 | 25 GIARDELLI Alessandro | 22.815 |
| 8 | 11 CAGLIONI Leonardo | 22.821 |
| 9 | 38 IAQUINTA Simone | 22.834 |
| 10 | 40 VUKOV Risto | 22.852 |
| 11 | 4 MONCINI Leonardo | 22.858 |
| 12 | 33 LEVORATO Gianmarco | 22.860 |
| 13 | 67 DE GIACOMI Alex | 22.867 |
| 14 | 30 STRIGNANO Benedetto | 22.885 |
| 15 | 81 CASSARÀ Marco | 22.902 |
| 16 | 18 CAZZANIGA Daniele | 22.973 |
| 17 | 88 RANDAZZO Piergiacomo | 22.979 |
| 18 | 39 GATTUSO Stefano | 22.995 |
| 19 | 82 CORRADINA Andreas | 23.062 |
| 20 | 66 VENEROSI PESCIOLIN | 23.080 |
| 21 | 70 GIORGI Gianluca | 23.090 |
| 22 | 50 FENICI Francesco Maria | 23.146 |
| 23 | 12 TOVILAVICIUS Dziugas | 23.150 |
| 24 | 72 LOCANTO Diego | 23.160 |
| 25 | 71 PICCIOLI Gianluigi | 23.168 |
| 26 | 99 DONZELLI Massimiliano | 23.185 |
| 27 | 54 PERONI Luigi | 23.244 |
| 28 | 60 GALASSI Marco | 23.424 |
| 29 | 69 MONTAGNESE Massimil | 23.494 |
| 30 | 78 SCANNICCHIO Davide | 23.777 |

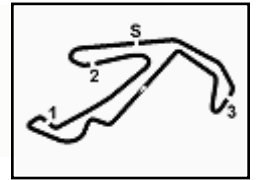
SEG. 3

| | | |
|----|---------------------------|--------|
| 1 | 3 MORETTI Marzio | 26.772 |
| 2 | 32 QUARESMINI Gianmarco | 26.830 |
| 3 | 25 GIARDELLI Alessandro | 26.840 |
| 4 | 30 STRIGNANO Benedetto | 26.917 |
| 5 | 18 CAZZANIGA Daniele | 26.937 |
| 6 | 15 FESTANTE Aldo | 26.966 |
| 7 | 40 VUKOV Risto | 27.001 |
| 8 | 8 CERQUI Alberto | 27.002 |
| 9 | 11 CAGLIONI Leonardo | 27.011 |
| 10 | 33 LEVORATO Gianmarco | 27.011 |
| 11 | 38 IAQUINTA Simone | 27.023 |
| 12 | 39 GATTUSO Stefano | 27.026 |
| 13 | 28 AMATI Giorgio | 27.045 |
| 14 | 4 MONCINI Leonardo | 27.087 |
| 15 | 67 DE GIACOMI Alex | 27.099 |
| 16 | 27 MALVESTITI Federico | 27.125 |
| 17 | 81 CASSARÀ Marco | 27.136 |
| 18 | 88 RANDAZZO Piergiacomo | 27.165 |
| 19 | 60 GALASSI Marco | 27.317 |
| 20 | 66 VENEROSI PESCIOLIN | 27.353 |
| 21 | 12 TOVILAVICIUS Dziugas | 27.394 |
| 22 | 82 CORRADINA Andreas | 27.412 |
| 23 | 72 LOCANTO Diego | 27.428 |
| 24 | 50 FENICI Francesco Maria | 27.431 |
| 25 | 70 GIORGI Gianluca | 27.438 |
| 26 | 99 DONZELLI Massimiliano | 27.512 |
| 27 | 69 MONTAGNESE Massimil | 27.589 |
| 28 | 71 PICCIOLI Gianluigi | 27.608 |
| 29 | 54 PERONI Luigi | 27.663 |
| 30 | 78 SCANNICCHIO Davide | 27.834 |

SEG. 4

| | | |
|----|---------------------------|--------|
| 1 | 15 FESTANTE Aldo | 21.439 |
| 2 | 4 MONCINI Leonardo | 21.547 |
| 3 | 32 QUARESMINI Gianmarco | 21.547 |
| 4 | 8 CERQUI Alberto | 21.557 |
| 5 | 38 IAQUINTA Simone | 21.565 |
| 6 | 40 VUKOV Risto | 21.613 |
| 7 | 3 MORETTI Marzio | 21.624 |
| 8 | 27 MALVESTITI Federico | 21.634 |
| 9 | 11 CAGLIONI Leonardo | 21.648 |
| 10 | 33 LEVORATO Gianmarco | 21.661 |
| 11 | 25 GIARDELLI Alessandro | 21.661 |
| 12 | 67 DE GIACOMI Alex | 21.690 |
| 13 | 81 CASSARÀ Marco | 21.713 |
| 14 | 28 AMATI Giorgio | 21.714 |
| 15 | 18 CAZZANIGA Daniele | 21.745 |
| 16 | 30 STRIGNANO Benedetto | 21.762 |
| 17 | 88 RANDAZZO Piergiacomo | 21.836 |
| 18 | 39 GATTUSO Stefano | 21.841 |
| 19 | 12 TOVILAVICIUS Dziugas | 21.865 |
| 20 | 82 CORRADINA Andreas | 21.925 |
| 21 | 71 PICCIOLI Gianluigi | 21.936 |
| 22 | 70 GIORGI Gianluca | 21.949 |
| 23 | 72 LOCANTO Diego | 21.964 |
| 24 | 66 VENEROSI PESCIOLIN | 21.991 |
| 25 | 50 FENICI Francesco Maria | 22.020 |
| 26 | 69 MONTAGNESE Massimil | 22.073 |
| 27 | 54 PERONI Luigi | 22.075 |
| 28 | 60 GALASSI Marco | 22.112 |
| 29 | 99 DONZELLI Massimiliano | 22.276 |
| 30 | 78 SCANNICCHIO Davide | 22.438 |





ACI Racing Weekend Misano, 5-6 Giugno 2021
Porsche Carrera Cup Italia - Analisi Tempi Gara 2

Misano Circuit Sic 58 4.226 m

Start at 13:26'22.547

1 / 5

| 3 M. MORETTI (1'36.937) | | | | | | | |
|-------------------------|---------------|---------------|---------------|---------------|-----------------|--------------|--------------|
| Giro | Seg.1 | Seg.2 | Seg.3 | Seg.4 | T. Giro | km/h | Local Time |
| 1 | | 23.447 | 27.190 | 22.467 | 1'44.986 | 216,9 | 13:28'07.533 |
| 2 | 26.566 | 22.912 | 27.125 | 21.829 | 1'38.432 | 220,9 | 13:29'45.965 |
| 3 | 26.030 | 24.116 | 26.914 | 21.930 | 1'38.990 | 220,0 | 13:31'24.955 |
| 4 | 25.859 | 22.771 | 26.991 | 21.630 | 1'37.251 | 218,6 | 13:33'02.206 |
| 5 | 25.816 | 22.725 | 26.772 | 21.624 | 1'36.937 | 218,6 | 13:34'39.143 |
| 6 | 25.719 | 22.939 | 26.885 | 21.626 | 1'37.169 | 219,1 | 13:36'16.312 |
| 7 | 26.306 | 22.791 | 27.237 | 21.837 | 1'38.171 | 217,7 | 13:37'54.483 |
| 8 | 26.560 | 22.968 | 26.929 | 21.807 | 1'38.264 | 219,5 | 13:39'32.747 |
| 9 | 26.194 | 22.934 | 27.216 | 21.672 | 1'38.016 | 216,9 | 13:41'10.763 |
| 10 | 26.043 | 22.991 | 27.165 | 21.700 | 1'37.899 | 217,3 | 13:42'48.662 |
| 11 | 26.085 | 22.936 | 27.546 | 21.820 | 1'38.387 | 220,4 | 13:44'27.049 |
| 12 | 25.904 | 22.779 | 27.358 | 21.799 | 1'37.840 | 220,4 | 13:46'04.889 |
| 13 | 25.910 | 22.804 | 27.230 | 21.776 | 1'37.720 | 220,0 | 13:47'42.609 |
| 14 | 26.062 | 22.832 | 27.565 | 21.919 | 1'38.378 | 219,5 | 13:49'20.987 |

Tempo di gara 22'58.440

| 4 L. MONCINI (1'38.018) | | | | | | | |
|-------------------------|---------------|---------------|---------------|---------------|-----------------|--------------|--------------|
| Giro | Seg.1 | Seg.2 | Seg.3 | Seg.4 | T. Giro | km/h | Local Time |
| 1 | | 24.170 | 27.901 | 22.860 | 1'54.405 | 216,9 | 13:28'16.952 |
| 2 | 26.903 | 23.322 | 27.309 | 21.984 | 1'39.518 | 218,2 | 13:29'56.470 |
| 3 | 26.334 | 22.940 | 27.330 | 22.119 | 1'38.723 | 218,6 | 13:31'35.193 |
| 4 | 26.981 | 23.438 | 27.137 | 21.547 | 1'39.103 | 218,2 | 13:33'14.296 |
| 5 | 25.928 | 22.912 | 27.296 | 21.963 | 1'38.099 | 219,1 | 13:34'52.395 |
| 6 | 26.877 | 23.383 | 27.881 | 21.644 | 1'39.785 | 220,9 | 13:36'32.180 |
| 7 | 26.096 | 22.881 | 27.087 | 21.954 | 1'38.018 | 218,2 | 13:38'10.198 |
| 8 | 26.422 | 22.897 | 27.490 | 21.689 | 1'38.498 | 218,6 | 13:39'48.696 |
| 9 | 26.044 | 23.090 | 27.204 | 21.697 | 1'38.035 | 218,6 | 13:41'26.731 |
| 10 | 25.885 | 23.051 | 27.283 | 21.823 | 1'38.042 | 218,2 | 13:43'04.773 |
| 11 | 26.875 | 23.027 | 27.344 | 21.724 | 1'38.970 | 217,7 | 13:44'43.743 |
| 12 | 26.165 | 23.330 | 27.820 | 21.944 | 1'39.259 | 219,1 | 13:46'23.002 |
| 13 | 26.318 | 23.005 | 28.489 | 22.059 | 1'39.871 | 213,9 | 13:48'02.873 |
| 14 | 26.075 | 22.971 | 27.508 | 21.808 | 1'38.362 | 217,7 | 13:49'41.235 |
| 15 | 26.175 | 22.983 | 27.391 | 21.830 | 1'38.379 | 217,7 | 13:51'19.614 |
| 16 | 26.254 | 23.208 | 27.482 | 21.832 | 1'38.776 | 217,7 | 13:52'58.390 |
| 17 | 26.124 | 22.858 | 27.479 | 22.100 | 1'38.561 | 217,3 | 13:54'36.951 |

Tempo di gara 28'14.404

| 8 A. CERQUII (1'37.200) | | | | | | | |
|-------------------------|---------------|---------------|---------------|---------------|-----------------|--------------|--------------|
| Giro | Seg.1 | Seg.2 | Seg.3 | Seg.4 | T. Giro | km/h | Local Time |
| 1 | | 23.435 | 27.123 | 21.689 | 1'46.044 | 217,3 | 13:28'08.591 |
| 2 | 26.542 | 23.056 | 27.148 | 21.557 | 1'38.303 | 217,3 | 13:29'46.894 |
| 3 | 25.862 | 23.563 | 27.049 | 22.058 | 1'38.532 | 219,5 | 13:31'25.426 |
| 4 | 25.727 | 22.726 | 27.002 | 21.745 | 1'37.200 | 219,5 | 13:33'02.626 |
| 5 | 25.847 | 23.007 | 27.012 | 22.204 | 1'38.070 | 218,2 | 13:34'40.696 |
| 6 | 26.180 | 23.038 | 27.036 | 21.909 | 1'38.163 | 219,1 | 13:36'18.859 |
| 7 | 26.045 | 23.218 | 27.427 | 21.819 | 1'38.509 | 220,0 | 13:37'57.368 |
| 8 | 25.886 | 22.971 | 27.127 | 21.665 | 1'37.649 | 218,6 | 13:39'35.017 |
| 9 | 26.084 | 22.959 | 27.210 | 21.823 | 1'38.076 | 219,1 | 13:41'13.093 |
| 10 | 26.033 | 22.956 | 27.171 | 21.796 | 1'37.956 | 218,6 | 13:42'51.049 |
| 11 | 26.029 | 22.891 | 27.279 | 21.864 | 1'38.063 | 218,6 | 13:44'29.112 |
| 12 | 26.103 | 22.850 | 27.283 | 21.792 | 1'38.028 | 219,1 | 13:46'07.140 |
| 13 | 25.950 | 22.946 | 27.181 | 21.754 | 1'37.831 | 219,1 | 13:47'44.971 |
| 14 | 26.111 | 22.765 | 27.185 | 21.878 | 1'37.939 | 218,6 | 13:49'22.910 |
| 15 | 26.210 | 22.912 | 27.193 | 21.853 | 1'38.168 | 219,1 | 13:51'01.078 |
| 16 | 26.133 | 22.915 | 27.165 | 21.843 | 1'38.056 | 219,1 | 13:52'39.134 |
| 17 | 26.212 | 22.891 | 27.124 | 21.755 | 1'37.982 | 218,6 | 13:54'17.116 |

Tempo di gara 27'54.569

| 11 L. CAGLIONI (1'37.690) | | | | | | | |
|---------------------------|---------------|--------|---------------|--------|-----------------|--------------|--------------|
| Giro | Seg.1 | Seg.2 | Seg.3 | Seg.4 | T. Giro | km/h | Local Time |
| 1 | | 23.682 | 27.011 | 21.836 | 1'46.520 | 218,6 | 13:28'09.067 |
| 2 | 26.303 | 23.206 | 27.193 | 21.743 | 1'38.445 | 219,5 | 13:29'47.512 |
| 3 | 25.973 | 23.197 | 27.441 | 22.027 | 1'38.638 | 218,2 | 13:31'26.150 |
| 4 | 25.848 | 22.955 | 27.094 | 21.793 | 1'37.690 | 218,2 | 13:33'03.840 |

| | | | | | | | |
|----|--------|---------------|--------|---------------|----------|--------------|--------------|
| 5 | 25.970 | 23.092 | 27.448 | 21.795 | 1'38.305 | 219,1 | 13:34'42.145 |
| 6 | 26.059 | 23.021 | 27.130 | 21.756 | 1'37.966 | 218,6 | 13:36'20.111 |
| 7 | 25.999 | 22.960 | 27.159 | 21.909 | 1'38.027 | 219,1 | 13:37'58.138 |
| 8 | 26.081 | 22.953 | 27.296 | 21.677 | 1'38.007 | 218,6 | 13:39'36.145 |
| 9 | 26.215 | 22.964 | 27.224 | 21.648 | 1'38.051 | 218,6 | 13:41'14.196 |
| 10 | 26.178 | 23.069 | 27.167 | 21.760 | 1'38.174 | 217,7 | 13:42'52.370 |
| 11 | 26.174 | 22.898 | 27.405 | 21.817 | 1'38.294 | 217,7 | 13:44'30.664 |
| 12 | 26.168 | 23.040 | 27.310 | 21.723 | 1'38.241 | 218,2 | 13:46'08.905 |
| 13 | 26.272 | 23.006 | 27.360 | 21.824 | 1'38.462 | 218,2 | 13:47'47.367 |
| 14 | 26.448 | 23.112 | 27.326 | 21.954 | 1'38.840 | 218,2 | 13:49'26.207 |
| 15 | 26.253 | 23.069 | 27.170 | 21.927 | 1'38.419 | 219,5 | 13:51'04.626 |
| 16 | 26.064 | 22.914 | 27.249 | 21.857 | 1'38.084 | 219,1 | 13:52'42.710 |
| 17 | 26.184 | 22.821 | 27.281 | 22.024 | 1'38.310 | 218,6 | 13:54'21.020 |

Tempo di gara 27'58.473

| 12 D. TOVILAVICIUS (1'38.873) | | | | | | | |
|-------------------------------|--------|---------------|---------------|---------------|-----------------|--------------|--------------|
| Giro | Seg.1 | Seg.2 | Seg.3 | Seg.4 | T. Giro | km/h | Local Time |
| 1 | | 24.272 | 27.545 | 22.332 | 1'50.399 | 219,5 | 13:28'12.946 |
| 2 | 26.464 | 23.150 | 27.394 | 21.865 | 1'38.873 | 220,0 | 13:29'51.819 |
| 3 | 26.741 | 23.912 | 28.974 | 22.775 | 1'42.402 | 218,2 | 13:31'34.221 |
| 4 | 27.736 | 24.908 | 27.864 | 2'52.838 | 4'13.346P | 220,0 | 13:35'47.567 |
| 5 | 43.385 | 23.634 | 28.277 | 22.973 | 1'58.269P | 216,0 | 13:37'45.836 |

Tempo di gara 11'23.289

| 15 A. FESTANTE (1'37.377) | | | | | | | |
|---------------------------|---------------|---------------|---------------|---------------|-----------------|--------------|--------------|
| Giro | Seg.1 | Seg.2 | Seg.3 | Seg.4 | T. Giro | km/h | Local Time |
| 1 | | 23.899 | 28.094 | 22.360 | 1'52.599 | 220,0 | 13:28'15.146 |
| 2 | 25.938 | 23.142 | 27.084 | 21.439 | 1'37.603 | 218,6 | 13:29'52.749 |
| 3 | 26.246 | 23.755 | 27.232 | 21.596 | 1'38.829 | 217,7 | 13:31'31.578 |
| 4 | 25.767 | 23.072 | 27.041 | 21.497 | 1'37.377 | 218,6 | 13:33'08.955 |
| 5 | 26.184 | 22.796 | 26.966 | 21.757 | 1'37.703 | 219,1 | 13:34'46.658 |
| 6 | 27.135 | 23.079 | 27.170 | 21.632 | 1'39.016 | 219,1 | 13:36'25.674 |
| 7 | 26.058 | 22.951 | 27.117 | 21.881 | 1'38.007 | 219,1 | 13:38'03.681 |
| 8 | 25.992 | 23.066 | 27.173 | 21.727 | 1'37.958 | 220,0 | 13:39'41.639 |
| 9 | 26.091 | 22.945 | 27.310 | 21.799 | 1'38.145 | 219,1 | 13:41'19.784 |
| 10 | 26.209 | 23.283 | 27.361 | 22.466 | 1'39.319 | 216,4 | 13:42'59.103 |
| 11 | 26.597 | 23.531 | 27.801 | 21.730 | 1'39.659 | 218,6 | 13:44'38.762 |
| 12 | 26.434 | 23.010 | 27.307 | 21.955 | 1'38.706 | 218,6 | 13:46'17.468 |
| 13 | 26.134 | 23.032 | 27.228 | 21.858 | 1'38.252 | 218,2 | 13:47'55.720 |
| 14 | 26.505 | 22.980 | 27.223 | 21.874 | 1'38.582 | 218,6 | 13:49'34.302 |
| 15 | 26.230 | 23.075 | 27.207 | 21.809 | 1'38.321 | 218,6 | 13:51'12.623 |
| 16 | 26.259 | 23.182 | 27.154 | 21.910 | 1'38.505 | 218,6 | 13:52'51.128 |
| 17 | 26.312 | 23.000 | 27.407 | 22.178 | 1'38.897 | 217,7 | 13:54'30.025 |

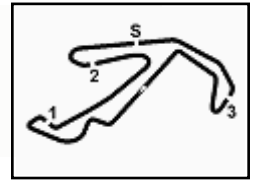
Tempo di gara 28'07.478

| 18 D. CAZZANIGA (1'37.907) | | | | | | | |
|----------------------------|---------------|---------------|---------------|---------------|-----------------|--------------|--------------|
| Giro | Seg.1 | Seg.2 | Seg.3 | Seg.4 | T. Giro | km/h | Local Time |
| 1 | | 23.346 | 27.032 | 21.865 | 1'45.819 | 218,2 | 13:28'08.366 |
| 2 | 26.567 | 23.072 | 28.045 | 22.116 | 1'39.800 | 215,6 | 13:29'48.166 |
| 3 | 28.323 | 23.142 | 26.937 | 21.847 | 1'40.249 | 218,6 | 13:31'28.415 |
| 4 | 26.228 | 23.480 | 27.326 | 21.996 | 1'39.030 | 218,2 | 13:33'07.445 |
| 5 | 26.092 | 22.973 | 27.250 | 22.330 | 1'38.645 | 219,1 | 13:34'46.090 |
| 6 | 26.957 | 23.069 | 27.202 | 21.771 | 1'38.999 | 217,7 | 13:36'25.089 |
| 7 | 26.008 | 23.000 | 27.138 | 21.885 | 1'38.031 | 218,2 | 13:38'03.120 |
| 8 | 25.877 | 23.078 | 27.204 | 21.918 | 1'38.077 | 218,2 | 13:39'41.197 |
| 9 | 26.071 | 23.203 | 27.069 | 21.923 | 1'38.266 | 218,6 | 13:41'19.463 |
| 10 | 26.965 | 23.085 | 27.392 | 21.842 | 1'39.284 | 218,6 | 13:42'58.747 |
| 11 | 26.237 | 23.037 | 27.685 | 21.789 | 1'38.748 | 216,4 | 13:44'37.495 |
| 12 | 25.899 | 23.006 | 27.248 | 21.829 | 1'37.982 | 216,0 | 13:46'15.477 |
| 13 | 25.959 | 22.996 | 27.334 | 21.898 | 1'38.187 | 216,9 | 13:47'53.664 |
| 14 | 25.954 | 23.182 | 27.220 | 21.905 | 1'38.261 | 216,4 | 13:49'31.925 |
| 15 | 25.886 | 23.123 | 27.182 | 21.745 | 1'37.936 | 216,9 | 13:51'09.861 |
| 16 | 25.999 | 22.990 | 27.140 | 21.778 | 1'37.907 | 217,3 | 13:52'47.768 |
| 17 | 26.005 | 23.059 | 27.119 | 21.945 | 1'38.128 | 216,4 | 13:54'25.896 |

Tempo di gara 28'03.349

06/06/2021 P = Box In/Out - C = Tempo Invalidato





ACI Racing Weekend Misano, 5-6 Giugno 2021
Porsche Carrera Cup Italia - Analisi Tempi Gara 2

Misano Circuit Sic 58.4.226 m

Start at 13:26'22.547

2 / 5

| 25 A. GIARDELLI (1'37.301) | | | | | | | |
|----------------------------|---------------|---------------|---------------|---------------|-----------------|--------------|--------------|
| Giro | Seg.1 | Seg.2 | Seg.3 | Seg.4 | T. Giro | km/h | Local Time |
| 1 | | 23.478 | 26.881 | 21.979 | 1'45.233 | 218,2 | 13:28'07.780 |
| 2 | 26.573 | 23.219 | 26.840 | 21.806 | 1'38.438 | 219,5 | 13:29'46.218 |
| 3 | 25.824 | 24.501 | 27.137 | 21.974 | 1'39.436 | 220,4 | 13:31'25.654 |
| 4 | 25.754 | 22.963 | 26.986 | 21.661 | 1'37.364 | 219,5 | 13:33'03.018 |
| 5 | 25.853 | 22.817 | 26.945 | 21.686 | 1'37.301 | 219,5 | 13:34'40.319 |
| 6 | 26.199 | 23.002 | 27.000 | 21.672 | 1'37.873 | 217,3 | 13:36'18.192 |
| 7 | 26.010 | 22.874 | 26.975 | 21.734 | 1'37.593 | 218,2 | 13:37'55.785 |
| 8 | 26.019 | 23.004 | 27.078 | 21.752 | 1'37.853 | 218,6 | 13:39'33.638 |
| 9 | 26.035 | 23.811 | 27.291 | 21.707 | 1'38.844 | 218,2 | 13:41'12.482 |
| 10 | 25.983 | 23.088 | 27.044 | 21.761 | 1'37.876 | 218,6 | 13:42'50.358 |
| 11 | 26.097 | 22.815 | 27.138 | 21.800 | 1'37.850 | 219,1 | 13:44'28.208 |
| 12 | 26.077 | 23.032 | 27.184 | 21.907 | 1'38.200 | 220,0 | 13:46'06.400 |
| 13 | 26.006 | 22.980 | 27.149 | 21.707 | 1'37.842 | 218,2 | 13:47'44.250 |
| 14 | 25.904 | 22.922 | 27.155 | 21.937 | 1'37.918 | 218,2 | 13:49'22.168 |
| 15 | 26.323 | 22.967 | 27.050 | 21.898 | 1'38.238 | 218,6 | 13:51'00.406 |
| 16 | 26.123 | 22.952 | 27.154 | 21.736 | 1'37.965 | 219,1 | 13:52'38.371 |
| 17 | 25.911 | 23.013 | 27.191 | 21.843 | 1'37.958 | 218,2 | 13:54'16.329 |

Tempo di gara 27'53.782

| 27 F. MALVESTITI (1'38.153) | | | | | | | |
|-----------------------------|---------------|---------------|---------------|---------------|-----------------|--------------|--------------|
| Giro | Seg.1 | Seg.2 | Seg.3 | Seg.4 | T. Giro | km/h | Local Time |
| 1 | | 23.961 | 28.635 | 22.295 | 1'52.932 | 219,1 | 13:28'15.479 |
| 2 | 26.421 | 22.885 | 27.625 | 22.150 | 1'39.081 | 220,0 | 13:29'54.560 |
| 3 | 26.368 | 23.304 | 27.996 | 22.625 | 1'40.293 | 218,2 | 13:31'34.853 |
| 4 | 26.527 | 22.962 | 27.151 | 21.634 | 1'38.274 | 218,2 | 13:33'13.127 |
| 5 | 26.467 | 22.994 | 27.456 | 21.830 | 1'38.747 | 220,0 | 13:34'51.874 |
| 6 | 26.812 | 22.997 | 27.517 | 21.865 | 1'39.191 | 217,7 | 13:36'31.065 |
| 7 | 26.256 | 22.787 | 27.125 | 21.992 | 1'38.160 | 217,7 | 13:38'09.225 |
| 8 | 26.195 | 22.828 | 27.429 | 21.706 | 1'38.158 | 218,2 | 13:39'47.383 |
| 9 | 26.111 | 22.865 | 27.288 | 21.889 | 1'38.153 | 218,6 | 13:41'25.536 |
| 10 | 26.344 | 22.990 | 27.306 | 21.951 | 1'38.591 | 218,6 | 13:43'04.127 |
| 11 | 26.454 | 22.884 | 27.379 | 21.879 | 1'38.596 | 218,6 | 13:44'42.723 |
| 12 | 26.773 | 23.345 | 27.749 | 21.904 | 1'39.771 | 219,5 | 13:46'22.494 |
| 13 | 26.286 | 23.028 | 48.465 | 21.925 | 1'59.704 | 205,3 | 13:48'22.198 |
| 14 | 26.305 | 23.253 | 27.702 | 22.082 | 1'39.342 | 219,1 | 13:50'01.540 |
| 15 | 26.753 | 23.229 | 27.571 | 22.125 | 1'39.678 | 219,5 | 13:51'41.218 |
| 16 | 26.479 | 23.005 | 27.581 | 21.992 | 1'39.057 | 218,6 | 13:53'20.275 |
| 17 | 26.332 | 23.084 | 27.580 | 22.236 | 1'39.232 | 217,7 | 13:54'59.507 |

Tempo di gara 28'36.960

| 28 G. AMATI (1'37.778) | | | | | | | |
|------------------------|---------------|---------------|---------------|---------------|-----------------|--------------|--------------|
| Giro | Seg.1 | Seg.2 | Seg.3 | Seg.4 | T. Giro | km/h | Local Time |
| 1 | | 23.877 | 27.200 | 21.949 | 1'48.518 | 220,0 | 13:28'11.065 |
| 2 | 26.102 | 23.123 | 27.062 | 21.890 | 1'38.177 | 220,9 | 13:29'49.242 |
| 3 | 26.791 | 22.965 | 27.077 | 21.821 | 1'38.654 | 220,9 | 13:31'27.896 |
| 4 | 26.484 | 23.373 | 27.082 | 22.010 | 1'38.949 | 221,8 | 13:33'06.845 |
| 5 | 26.103 | 23.161 | 27.454 | 22.336 | 1'39.054 | 219,5 | 13:34'45.899 |
| 6 | 26.254 | 23.052 | 27.359 | 21.714 | 1'38.379 | 218,6 | 13:36'24.278 |
| 7 | 26.404 | 23.097 | 27.045 | 21.898 | 1'38.444 | 218,2 | 13:38'02.722 |
| 8 | 25.988 | 22.913 | 27.252 | 21.830 | 1'37.983 | 217,3 | 13:39'40.705 |
| 9 | 26.113 | 23.222 | 27.281 | 22.026 | 1'38.642 | 218,2 | 13:41'19.347 |
| 10 | 27.487 | 23.044 | 27.322 | 22.081 | 1'39.934 | 219,1 | 13:42'59.281 |
| 11 | 26.640 | 23.435 | 27.211 | 21.879 | 1'39.165 | 218,6 | 13:44'38.446 |
| 12 | 26.086 | 23.043 | 27.157 | 21.968 | 1'38.254 | 218,6 | 13:46'16.700 |
| 13 | 26.017 | 22.893 | 27.171 | 21.861 | 1'37.942 | 218,6 | 13:47'54.642 |
| 14 | 26.006 | 22.786 | 27.197 | 22.008 | 1'37.997 | 219,5 | 13:49'32.639 |
| 15 | 26.188 | 22.997 | 27.151 | 21.945 | 1'38.281 | 220,0 | 13:51'10.920 |
| 16 | 25.960 | 22.915 | 27.069 | 21.834 | 1'37.778 | 220,0 | 13:52'48.698 |
| 17 | 26.177 | 23.073 | 27.404 | 22.131 | 1'38.785 | 219,1 | 13:54'27.483 |

Tempo di gara 28'04.936

| 30 B. STRIGNANO (1'38.134) | | | | | | | |
|----------------------------|-------|--------|--------|--------|----------|--------------|--------------|
| Giro | Seg.1 | Seg.2 | Seg.3 | Seg.4 | T. Giro | km/h | Local Time |
| 1 | | 24.110 | 27.094 | 22.082 | 1'48.279 | 219,5 | 13:28'10.826 |

| | | | | | | | |
|----|---------------|---------------|---------------|---------------|-----------------|--------------|--------------|
| 2 | 26.076 | 23.122 | 27.054 | 21.882 | 1'38.134 | 219,5 | 13:29'48.960 |
| 3 | 26.487 | 22.901 | 26.917 | 22.133 | 1'38.438 | 219,5 | 13:31'27.398 |
| 4 | 26.457 | 28.256 | 27.256 | 21.980 | 1'43.949 | 218,2 | 13:33'11.347 |
| 5 | 26.219 | 23.007 | 27.263 | 21.869 | 1'38.358 | 218,6 | 13:34'49.705 |
| 6 | 26.080 | 23.103 | 27.462 | 21.762 | 1'38.407 | 219,5 | 13:36'28.112 |
| 7 | 26.309 | 22.885 | 27.343 | 22.061 | 1'38.598 | 217,7 | 13:38'06.710 |
| 8 | 26.091 | 23.048 | 27.256 | 21.958 | 1'38.353 | 217,3 | 13:39'45.063 |
| 9 | 26.438 | 23.230 | 27.306 | 21.978 | 1'38.952 | 217,7 | 13:41'24.015 |
| 10 | 26.373 | 23.173 | 27.284 | 21.996 | 1'38.826 | 218,2 | 13:43'02.841 |
| 11 | 26.639 | 23.340 | 27.543 | 21.976 | 1'39.498 | 218,6 | 13:44'42.339 |
| 12 | 26.729 | 23.479 | 27.660 | 21.942 | 1'39.810 | 219,1 | 13:46'22.149 |
| 13 | 26.287 | 23.535 | 28.361 | 23.540 | 1'41.723 | 214,3 | 13:48'03.872 |
| 14 | 27.374 | 23.271 | 27.473 | 22.092 | 1'40.210 | 219,1 | 13:49'44.082 |
| 15 | 26.312 | 24.101 | 27.409 | 22.395 | 1'40.217 | 218,6 | 13:51'24.299 |
| 16 | 26.822 | 23.409 | 27.697 | 22.269 | 1'40.197 | 217,3 | 13:53'04.496 |
| 17 | 26.556 | 23.352 | 27.481 | 23.243 | 1'40.632 | 219,1 | 13:54'45.128 |

Tempo di gara 28'22.581

| 32 G. QUARESMINI (1'37.101) | | | | | | | |
|-----------------------------|---------------|---------------|---------------|---------------|-----------------|--------------|--------------|
| Giro | Seg.1 | Seg.2 | Seg.3 | Seg.4 | T. Giro | km/h | Local Time |
| 1 | | 23.519 | 26.854 | 22.014 | 1'45.465 | 219,1 | 13:28'08.012 |
| 2 | 26.505 | 23.054 | 27.017 | 21.920 | 1'38.496 | 220,0 | 13:29'46.508 |
| 3 | 25.797 | 23.229 | 26.830 | 24.476 | 1'40.332 | 217,7 | 13:31'26.840 |
| 4 | 25.855 | 22.899 | 26.859 | 21.777 | 1'37.390 | 218,2 | 13:33'04.230 |
| 5 | 26.074 | 22.681 | 26.905 | 21.903 | 1'37.563 | 218,6 | 13:34'41.793 |
| 6 | 25.832 | 22.857 | 26.902 | 21.670 | 1'37.261 | 219,1 | 13:36'19.054 |
| 7 | 26.200 | 22.852 | 27.121 | 21.639 | 1'37.812 | 217,7 | 13:37'56.866 |
| 8 | 25.828 | 22.747 | 26.979 | 21.547 | 1'37.101 | 218,6 | 13:39'33.967 |
| 9 | 26.134 | 22.933 | 27.015 | 21.887 | 1'37.969 | 218,2 | 13:41'11.936 |
| 10 | 26.038 | 22.732 | 27.073 | 21.723 | 1'37.566 | 217,7 | 13:42'49.502 |
| 11 | 26.105 | 22.871 | 27.258 | 21.849 | 1'38.083 | 220,0 | 13:44'27.585 |
| 12 | 26.190 | 23.052 | 27.103 | 21.778 | 1'38.123 | 218,2 | 13:46'05.708 |
| 13 | 25.936 | 22.743 | 26.983 | 21.645 | 1'37.307 | 218,6 | 13:47'43.015 |
| 14 | 26.155 | 22.844 | 27.347 | 22.158 | 1'38.504 | 217,3 | 13:49'21.519 |
| 15 | 26.366 | 22.784 | 26.984 | 21.588 | 1'37.722 | 219,1 | 13:50'59.241 |
| 16 | 26.069 | 22.997 | 27.006 | 21.793 | 1'37.865 | 219,1 | 13:52'37.106 |
| 17 | 26.171 | 23.107 | 27.116 | 21.781 | 1'38.175 | 217,7 | 13:54'15.281 |

Tempo di gara 27'52.734

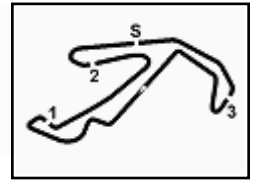
| 33 G. LEVORATO (1'37.326) | | | | | | | |
|---------------------------|---------------|---------------|---------------|---------------|-----------------|--------------|--------------|
| Giro | Seg.1 | Seg.2 | Seg.3 | Seg.4 | T. Giro | km/h | Local Time |
| 1 | | 23.269 | 27.088 | 22.103 | 1'45.038 | 216,9 | 13:28'07.585 |
| 2 | 26.182 | 22.961 | 27.043 | 21.661 | 1'37.847 | 217,3 | 13:29'45.432 |
| 3 | 25.866 | 22.977 | 27.046 | 21.666 | 1'37.555 | 216,9 | 13:31'22.987 |
| 4 | 25.751 | 22.883 | 27.011 | 21.681 | 1'37.326 | 218,6 | 13:33'00.313 |
| 5 | 25.720 | 22.957 | 27.117 | 21.677 | 1'37.471 | 218,2 | 13:34'37.784 |
| 6 | 26.170 | 23.050 | 27.184 | 21.924 | 1'38.328 | 217,7 | 13:36'16.112 |
| 7 | 26.123 | 22.908 | 27.248 | 21.876 | 1'38.155 | 219,1 | 13:37'54.267 |
| 8 | 26.483 | 23.426 | 27.141 | 21.769 | 1'38.819 | 219,1 | 13:39'33.086 |
| 9 | 26.059 | 23.104 | 27.074 | 21.875 | 1'38.112 | 219,1 | 13:41'11.198 |
| 10 | 25.997 | 22.952 | 27.047 | 21.977 | 1'37.973 | 218,2 | 13:42'49.171 |
| 11 | 25.997 | 22.984 | 27.378 | 21.762 | 1'38.121 | 218,6 | 13:44'27.292 |
| 12 | 26.275 | 23.429 | 27.267 | 21.815 | 1'38.786 | 219,5 | 13:46'06.078 |
| 13 | 25.871 | 22.898 | 27.059 | 21.902 | 1'37.730 | 218,6 | 13:47'43.808 |
| 14 | 28.634 | 22.986 | 27.231 | 21.961 | 1'40.812 | 218,2 | 13:49'24.620 |
| 15 | 26.399 | 23.616 | 27.333 | 21.771 | 1'39.119 | 217,3 | 13:51'03.739 |
| 16 | 25.922 | 23.040 | 27.180 | 21.942 | 1'38.084 | 217,7 | 13:52'41.823 |
| 17 | 25.991 | 22.860 | 27.222 | 21.994 | 1'38.067 | 217,3 | 13:54'19.890 |

Tempo di gara 27'57.343

| 38 S. IAQUINTA (1'37.314) | | | | | | | |
|---------------------------|---------------|---------------|---------------|---------------|-----------------|-------|--------------|
| Giro | Seg.1 | Seg.2 | Seg.3 | Seg.4 | T. Giro | km/h | Local Time |
| 1 | | 23.167 | 27.238 | 21.771 | 1'44.455 | 218,2 | 13:28'07.002 |
| 2 | 26.108 | 23.149 | 27.281 | 21.565 | 1'38.103 | 216,4 | 13:29'45.105 |
| 3 | 25.833 | 22.911 | 27.158 | 21.613 | 1'37.515 | 216,9 | 13:31'22.620 |
| 4 | 25.808 | 22.834 | 27.023 | 21.649 | 1'37.314 | 216,4 | 13:32'59.934 |

06/06/2021

P = Box In/Out - C = Tempo Invalidato



ACI Racing Weekend Misano, 5-6 Giugno 2021
Porsche Carrera Cup Italia - Analisi Tempi Gara 2

Misano Circuit Sic 58.4.226 m

Start at 13:26'22.547

3 / 5

| | | | | | | | | | | | | | | | |
|----|--------|--------|--------|--------|----------|--------------|--------------|--------------------------------|---------------|--------|--------|--------|-----------------|-------|--------------|
| 5 | 25.809 | 22.921 | 27.216 | 21.786 | 1'37.732 | 216,4 | 13:34'37.666 | 8 | 26.863 | 23.436 | 27.534 | 22.431 | 1'40.264 | 217,7 | 13:39'56.837 |
| 6 | 26.064 | 23.040 | 27.263 | 21.804 | 1'38.171 | 216,4 | 13:36'15.837 | 9 | 26.598 | 23.495 | 27.727 | 22.194 | 1'40.014 | 216,0 | 13:41'36.851 |
| 7 | 26.007 | 23.084 | 27.273 | 21.961 | 1'38.325 | 217,7 | 13:37'54.162 | 10 | 27.604 | 24.030 | 27.700 | 22.075 | 1'41.409 | 215,6 | 13:43'18.260 |
| 8 | 26.293 | 23.044 | 27.242 | 21.718 | 1'38.297 | 216,9 | 13:39'32.459 | 11 | 26.596 | 23.270 | 27.803 | 22.235 | 1'39.904 | 216,9 | 13:44'58.164 |
| 9 | 26.174 | 23.030 | 27.102 | 21.719 | 1'38.025 | 216,0 | 13:41'10.484 | 12 | 26.365 | 23.243 | 27.653 | 22.211 | 1'39.472 | 216,0 | 13:46'37.636 |
| 10 | 25.848 | 23.046 | 27.263 | 21.761 | 1'37.918 | 216,4 | 13:42'48.402 | 13 | 26.722 | 23.263 | 27.886 | 22.314 | 1'40.185 | 216,4 | 13:48'17.821 |
| 11 | 26.083 | 23.033 | 27.495 | 21.617 | 1'38.228 | 216,9 | 13:44'26.630 | 14 | 26.485 | 23.540 | 27.547 | 22.198 | 1'39.770 | 217,3 | 13:49'57.591 |
| 12 | 25.951 | 22.993 | 27.314 | 21.701 | 1'37.959 | 217,3 | 13:46'04.589 | 15 | 26.528 | 23.394 | 27.800 | 22.112 | 1'39.834 | 216,4 | 13:51'37.425 |
| 13 | 25.818 | 22.917 | 27.331 | 21.668 | 1'37.734 | 216,9 | 13:47'42.323 | 16 | 26.198 | 23.375 | 27.458 | 22.696 | 1'39.727 | 217,7 | 13:53'17.152 |
| 14 | 26.081 | 22.891 | 27.649 | 21.831 | 1'38.452 | 219,1 | 13:49'20.775 | Tempo di gara 26'54.605 | | | | | | | |
| 15 | 26.113 | 23.109 | 27.300 | 21.588 | 1'38.110 | 217,3 | 13:50'58.885 | 54 L. PERONI (1'39.809) | | | | | | | |
| 16 | 25.963 | 23.035 | 27.105 | 21.733 | 1'37.836 | 217,7 | 13:52'36.721 | Giro | Seg.1 | Seg.2 | Seg.3 | Seg.4 | T. Giro | km/h | Local Time |
| 17 | 26.084 | 22.900 | 27.122 | 21.720 | 1'37.826 | 217,3 | 13:54'14.547 | 1 | | 24.885 | 28.363 | 22.713 | 1'56.600 | 214,3 | 13:28'19.147 |

Tempo di gara 27'52.000

39 S. GATTUSO (1'38.414)

| Giro | Seg.1 | Seg.2 | Seg.3 | Seg.4 | T. Giro | km/h | Local Time |
|------|---------------|---------------|---------------|---------------|-----------------|--------------|--------------|
| 1 | | 23.580 | 27.201 | 21.854 | 1'46.987 | 220,0 | 13:28'09.534 |
| 2 | 26.302 | 23.004 | 27.440 | 21.992 | 1'38.738 | 221,8 | 13:29'48.272 |
| 3 | 27.440 | 22.995 | 27.062 | 21.901 | 1'39.398 | 219,5 | 13:31'27.670 |
| 4 | 26.476 | 23.607 | 27.531 | 21.841 | 1'39.455 | 219,1 | 13:33'07.125 |
| 5 | 26.166 | 23.001 | 27.026 | 22.682 | 1'38.875 | 219,1 | 13:34'46.000 |
| 6 | 27.624 | 23.425 | | | 2'19.066P | 220,0 | 13:37'05.066 |
| 7 | 42.930 | 23.552 | 27.659 | 21.895 | 1'56.036P | 216,0 | 13:39'01.102 |
| 8 | 26.065 | 23.219 | 27.372 | 21.934 | 1'38.590 | 215,1 | 13:40'39.692 |
| 9 | 26.219 | 23.230 | 27.640 | 21.957 | 1'39.046 | 216,4 | 13:42'18.738 |
| 10 | 26.236 | 23.085 | 27.739 | 22.214 | 1'39.274 | 217,3 | 13:43'58.012 |
| 11 | 26.117 | 23.015 | 27.394 | 21.888 | 1'38.414 | 216,9 | 13:45'36.426 |
| 12 | 26.148 | 23.038 | 27.567 | 21.982 | 1'38.735 | 216,4 | 13:47'15.161 |
| 13 | 26.415 | 23.148 | 27.336 | 22.152 | 1'39.051 | 219,1 | 13:48'54.212 |
| 14 | 26.171 | 23.118 | 27.430 | 21.930 | 1'38.649 | 216,9 | 13:50'32.861 |
| 15 | 26.202 | 23.144 | 27.621 | 22.124 | 1'39.091 | 218,6 | 13:52'11.952 |
| 16 | 26.249 | 23.338 | 27.481 | 22.029 | 1'39.097 | 217,3 | 13:53'51.049 |
| 17 | 26.295 | 23.768 | 28.856 | 22.858 | 1'41.777 | 215,6 | 13:55'32.826 |

Tempo di gara 29'10.279

40 R. VUKOV (1'37.805)

| Giro | Seg.1 | Seg.2 | Seg.3 | Seg.4 | T. Giro | km/h | Local Time |
|------|---------------|---------------|---------------|---------------|-----------------|--------------|--------------|
| 1 | | 23.877 | 27.001 | 22.006 | 1'47.596 | 216,9 | 13:28'10.143 |
| 2 | 26.032 | 23.149 | 27.348 | 21.860 | 1'38.389 | 217,3 | 13:29'48.532 |
| 3 | 26.032 | 22.936 | 27.327 | 22.350 | 1'38.645 | 217,3 | 13:31'27.177 |
| 4 | 26.079 | 22.951 | 27.265 | 21.613 | 1'37.908 | 216,9 | 13:33'05.085 |
| 5 | 26.060 | 22.855 | 27.229 | 21.661 | 1'37.805 | 217,7 | 13:34'42.890 |
| 6 | 26.228 | 23.029 | 27.241 | 21.870 | 1'38.368 | 217,7 | 13:36'21.258 |
| 7 | 26.268 | 23.061 | 27.397 | 21.854 | 1'38.580 | 216,9 | 13:37'59.838 |
| 8 | 26.099 | 22.959 | 27.345 | 21.689 | 1'38.092 | 217,3 | 13:39'37.930 |
| 9 | 26.218 | 23.069 | 27.209 | 21.699 | 1'38.195 | 216,9 | 13:41'16.125 |
| 10 | 26.354 | 23.012 | 27.317 | 21.778 | 1'38.461 | 216,4 | 13:42'54.586 |
| 11 | 26.474 | 22.859 | 27.274 | 21.836 | 1'38.443 | 216,4 | 13:44'33.029 |
| 12 | 26.273 | 22.852 | 27.258 | 21.778 | 1'38.161 | 217,3 | 13:46'11.190 |
| 13 | 26.166 | 22.983 | 27.449 | 21.740 | 1'38.338 | 216,4 | 13:47'49.528 |
| 14 | 26.182 | 22.875 | 27.206 | 21.782 | 1'38.045 | 217,3 | 13:49'27.573 |
| 15 | 26.086 | 23.067 | 27.224 | 21.848 | 1'38.225 | 218,2 | 13:51'05.798 |
| 16 | 26.349 | 22.906 | 27.101 | 21.735 | 1'38.091 | 218,2 | 13:52'43.889 |
| 17 | 26.085 | 22.959 | 27.318 | 22.278 | 1'38.640 | 218,2 | 13:54'22.529 |

Tempo di gara 27'59.982

50 F. FENICI (1'39.472)

| Giro | Seg.1 | Seg.2 | Seg.3 | Seg.4 | T. Giro | km/h | Local Time |
|------|--------|---------------|---------------|---------------|----------|--------------|--------------|
| 1 | | 24.361 | 28.011 | 23.624 | 1'52.756 | 217,3 | 13:28'15.303 |
| 2 | 27.202 | 23.354 | 27.520 | 22.655 | 1'40.731 | 216,9 | 13:29'56.034 |
| 3 | 26.347 | 23.146 | 27.966 | 22.072 | 1'39.531 | 217,3 | 13:31'35.565 |
| 4 | 27.401 | 23.566 | 27.431 | 22.020 | 1'40.418 | 216,9 | 13:33'15.983 |
| 5 | 26.418 | 23.205 | 27.652 | 22.337 | 1'39.612 | 216,9 | 13:34'55.595 |
| 6 | 26.329 | 23.336 | 27.572 | 23.131 | 1'40.368 | 218,2 | 13:36'35.963 |
| 7 | 26.717 | 23.272 | 27.456 | 23.165 | 1'40.610 | 217,3 | 13:38'16.573 |

| Giro | Seg.1 | Seg.2 | Seg.3 | Seg.4 | T. Giro | km/h | Local Time |
|------|---------------|---------------|---------------|---------------|-----------------|--------------|--------------|
| 1 | | 24.885 | 28.363 | 22.713 | 1'56.600 | 214,3 | 13:28'19.147 |
| 2 | 26.828 | 23.435 | 29.717 | 22.682 | 1'42.662 | 213,9 | 13:30'01.809 |
| 3 | 26.518 | 23.632 | 28.042 | 23.855 | 1'42.047 | 214,3 | 13:31'43.856 |
| 4 | 26.591 | 23.244 | 27.663 | 22.311 | 1'39.809 | 214,3 | 13:33'23.665 |
| 5 | 26.636 | 23.385 | 27.760 | 22.283 | 1'40.064 | 215,6 | 13:35'03.729 |
| 6 | 26.539 | 23.651 | 28.315 | 22.198 | 1'40.703 | 215,6 | 13:36'44.432 |
| 7 | 26.406 | 23.552 | 28.360 | 22.075 | 1'40.393 | 211,8 | 13:38'24.825 |
| 8 | 26.607 | 23.404 | 28.853 | 22.600 | 1'41.464 | 212,2 | 13:40'06.289 |
| 9 | 26.580 | 23.448 | 28.377 | 22.315 | 1'40.720 | 213,0 | 13:41'47.009 |
| 10 | 26.532 | 23.361 | 27.805 | 22.389 | 1'40.087 | 214,7 | 13:43'27.096 |
| 11 | 26.767 | 23.382 | 28.129 | 22.400 | 1'40.678 | 215,1 | 13:45'07.774 |
| 12 | 39.870 | 25.219 | 30.789 | 22.863 | 1'58.741 | 208,5 | 13:47'06.515 |
| 13 | 26.871 | 24.185 | 28.080 | 22.727 | 1'41.863 | 213,0 | 13:48'48.378 |
| 14 | 26.650 | 23.767 | 28.084 | 22.516 | 1'41.017 | 215,1 | 13:50'29.395 |
| 15 | 26.633 | 23.610 | 28.464 | 22.478 | 1'41.185 | 214,7 | 13:52'10.580 |
| 16 | 27.027 | 23.469 | 31.069 | 23.369 | 1'44.934 | 204,2 | 13:53'55.514 |
| 17 | 27.717 | 23.893 | 28.142 | 22.884 | 1'42.636 | 213,9 | 13:55'38.150 |

Tempo di gara 29'15.603

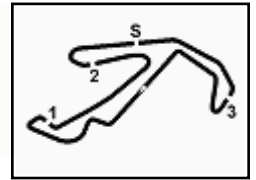
60 M. GALASSI (1'39.525)

| Giro | Seg.1 | Seg.2 | Seg.3 | Seg.4 | T. Giro | km/h | Local Time |
|------|---------------|---------------|---------------|---------------|-----------------|--------------|--------------|
| 1 | | 24.288 | 28.177 | 23.015 | 1'54.234 | 217,3 | 13:28'16.781 |
| 2 | 27.305 | 23.495 | 27.378 | 22.767 | 1'40.945 | 217,7 | 13:29'57.726 |
| 3 | 26.078 | 23.550 | 27.729 | 22.168 | 1'39.525 | 217,3 | 13:31'37.251 |
| 4 | 26.599 | 23.561 | 28.073 | 22.930 | 1'41.163 | 217,3 | 13:33'18.414 |
| 5 | 27.011 | 23.488 | 27.317 | 22.480 | 1'40.296 | 217,7 | 13:34'58.710 |
| 6 | 26.505 | 23.577 | 27.684 | 22.112 | 1'39.878 | 217,3 | 13:36'38.588 |
| 7 | 27.676 | 23.546 | 27.783 | 22.310 | 1'41.315 | 214,7 | 13:38'19.903 |
| 8 | 26.523 | 23.424 | 27.718 | 22.454 | 1'40.119 | 216,0 | 13:40'00.022 |
| 9 | 28.001 | 23.665 | 41.970 | 41.167 | 2'14.803P | 206,9 | 13:42'14.825 |
| 10 | 1'35.953 | 25.468 | 28.624 | 22.449 | 2'52.494P | 216,0 | 13:45'07.319 |
| 11 | 29.037 | 23.741 | 27.974 | 22.780 | 1'43.532 | 214,7 | 13:46'50.851 |
| 12 | 27.064 | 23.801 | 27.809 | 22.616 | 1'41.290 | 216,4 | 13:48'32.141 |
| 13 | 26.717 | 23.478 | 27.542 | 22.151 | 1'39.888 | 216,9 | 13:50'12.029 |
| 14 | 26.830 | 23.503 | 27.681 | 22.511 | 1'40.525 | 216,4 | 13:51'52.554 |
| 15 | 26.911 | 23.719 | 27.608 | 22.283 | 1'40.521 | 217,7 | 13:53'33.075 |
| 16 | 26.830 | 23.484 | 27.602 | 22.723 | 1'40.639 | 216,4 | 13:55'13.714 |

Tempo di gara 28'51.167

66 P. VENEROSI PESCIOLINI (1'39.112)

| Giro | Seg.1 | Seg.2 | Seg.3 | Seg.4 | T. Giro | km/h | Local Time |
|------|--------|--------|---------------|--------|----------|-------|--------------|
| 1 | | 24.541 | 28.305 | 22.939 | 1'57.100 | 216,4 | 13:28'19.647 |
| 2 | 26.739 | 23.323 | 28.812 | 22.326 | 1'41.200 | 215,6 | 13:30'00.847 |
| 3 | 26.585 | 23.616 | 27.451 | 22.483 | 1'40.135 | 215,6 | 13:31'40.982 |
| 4 | 26.513 | 23.303 | 27.602 | 22.503 | 1'39.921 | 215,6 | 13:33'20.903 |
| 5 | 27.480 | 23.430 | 27.427 | 22.188 | 1'40.525 | 215,6 | 13:35'01.428 |
| 6 | 26.689 | 23.189 | 27.691 | 22.485 | 1'40.054 | 216,4 | 13:36'41.482 |
| 7 | 26.523 | 23.179 | 27.700 | 23.226 | 1'40.628 | 217,7 | 13:38'22.110 |
| 8 | 26.375 | 23.287 | 27.353 | 22.909 | 1'39.924 | 217,3 | 13:40'02.034 |
| 9 | 26.870 | 23.281 | 27.851 | 22.382 | 1'40.384 | 215,1 | 13:41'42.418 |
| 10 | 26.736 | 23.413 | 28.234 | 22.466 | 1'40.849 | 216,4 | 13:43'23.267 |
| 11 | 26.611 | 23.167 | 27.757 | 22.105 | 1'39.640 | 216,9 | 13:45'02.907 |
| 12 | 26.399 | 23.329 | 27.449 | 22.220 | 1'39.397 | 215,6 | 13:46'42.304 |



ACI Racing Weekend Misano, 5-6 Giugno 2021
Porsche Carrera Cup Italia - Analisi Tempi Gara 2

Misano Circuit Sic 58 4.226 m

Start at 13:26'22.547

4 / 5

| | | | | | | | | | | | | | | | |
|----|---------------|---------------|--------|---------------|-----------------|--------------|--------------|----------------------------------|--------|--------|--------|--------|----------|--------------|--------------|
| 13 | 26.897 | 23.431 | 28.744 | 22.459 | 1'41.531 | 215,6 | 13:48'23.835 | 16 | 27.030 | 23.430 | 27.659 | 22.300 | 1'40.419 | 217,7 | 13:53'22.227 |
| 14 | 26.340 | 23.100 | 27.642 | 22.030 | 1'39.112 | 218,6 | 13:50'02.947 | 17 | 27.040 | 23.530 | 27.972 | 23.811 | 1'42.353 | 218,2 | 13:55'04.580 |
| 15 | 26.834 | 23.080 | 27.674 | 21.991 | 1'39.579 | 216,4 | 13:51'42.526 | Tempo di gara 28'42.033 | | | | | | | |
| 16 | 26.798 | 23.513 | 27.776 | 22.379 | 1'40.466 | 217,3 | 13:53'22.992 | 71 G. PICCIOLI (1'39.422) | | | | | | | |
| 17 | 26.759 | 23.495 | 27.910 | 23.851 | 1'42.015 | 216,9 | 13:55'05.007 | Tempo di gara 28'42.460 | | | | | | | |

| 67 A. DE GIACOMI (1'37.683) | | | | | | | |
|-----------------------------|---------------|---------------|---------------|---------------|-----------------|--------------|--------------|
| Giro | Seg.1 | Seg.2 | Seg.3 | Seg.4 | T. Giro | km/h | Local Time |
| 1 | | 24.243 | 27.363 | 22.792 | 1'48.949 | 218,2 | 13:28'11.496 |
| 2 | 26.175 | 23.042 | 27.217 | 21.759 | 1'38.193 | 218,6 | 13:29'49.689 |
| 3 | 27.159 | 23.058 | 27.197 | 21.690 | 1'39.104 | 218,6 | 13:31'28.793 |
| 4 | 26.408 | 23.351 | 27.178 | 21.953 | 1'38.890 | 219,5 | 13:33'07.683 |
| 5 | 26.296 | 22.970 | 27.318 | 22.293 | 1'38.877 | 217,7 | 13:34'46.560 |
| 6 | 27.643 | 23.078 | 27.561 | 21.829 | 1'40.111 | 220,0 | 13:36'26.671 |
| 7 | 25.953 | 22.867 | 27.099 | 21.764 | 1'37.683 | 218,6 | 13:38'04.354 |
| 8 | 26.109 | 23.078 | 27.331 | 21.980 | 1'38.498 | 218,2 | 13:39'42.852 |
| 9 | 26.496 | 23.034 | 27.790 | 22.089 | 1'39.409 | 217,3 | 13:41'22.261 |
| 10 | 26.634 | 23.020 | 27.703 | 21.912 | 1'39.269 | 215,6 | 13:43'01.530 |
| 11 | 26.432 | 23.396 | 27.469 | 21.936 | 1'39.233 | 216,9 | 13:44'40.763 |
| 12 | 26.163 | 23.084 | 27.492 | 21.928 | 1'38.667 | 216,9 | 13:46'19.430 |
| 13 | 26.109 | 23.144 | 27.498 | 21.901 | 1'38.652 | 216,9 | 13:47'58.082 |
| 14 | 26.260 | 23.083 | 27.389 | 21.986 | 1'38.718 | 216,9 | 13:49'36.800 |
| 15 | 26.132 | 23.134 | 27.496 | 22.340 | 1'39.102 | 217,3 | 13:51'15.902 |
| 16 | 26.477 | 23.359 | 27.386 | 22.113 | 1'39.335 | 217,3 | 13:52'55.237 |
| 17 | 26.334 | 23.262 | 27.582 | 22.521 | 1'39.699 | 216,4 | 13:54'34.936 |

| 71 G. PICCIOLI (1'39.422) | | | | | | | |
|---------------------------|---------------|---------------|---------------|---------------|-----------------|--------------|--------------|
| Giro | Seg.1 | Seg.2 | Seg.3 | Seg.4 | T. Giro | km/h | Local Time |
| 1 | | 24.341 | 28.352 | 23.616 | 1'53.631 | 216,9 | 13:28'16.178 |
| 2 | 26.914 | 23.365 | 27.861 | 22.798 | 1'40.938 | 217,3 | 13:29'57.116 |
| 3 | 26.395 | 23.500 | 27.743 | 22.201 | 1'39.839 | 217,3 | 13:31'36.955 |
| 4 | 26.542 | 23.702 | 28.024 | 22.654 | 1'40.922 | 218,6 | 13:33'17.877 |
| 5 | 26.131 | 23.168 | 28.187 | 21.936 | 1'39.422 | 218,6 | 13:34'57.299 |
| 6 | 26.299 | 23.378 | 27.732 | 22.078 | 1'39.487 | 219,1 | 13:36'36.786 |
| 7 | 26.444 | 23.257 | 27.758 | 22.914 | 1'40.373 | 217,3 | 13:38'17.159 |
| 8 | 26.740 | 23.684 | 27.730 | 22.200 | 1'40.354 | 218,2 | 13:39'57.513 |
| 9 | 26.865 | 23.422 | 27.710 | 22.045 | 1'40.042 | 216,4 | 13:41'37.555 |
| 10 | 27.322 | 23.973 | 27.760 | 23.191 | 1'42.246 | 216,9 | 13:43'19.801 |
| 11 | 27.052 | 23.677 | 27.608 | 22.332 | 1'40.669 | 217,3 | 13:45'00.470 |
| 12 | 26.461 | 24.057 | 27.868 | 23.216 | 1'41.602 | 217,3 | 13:46'42.072 |
| 13 | 26.755 | 23.422 | 28.744 | 22.136 | 1'41.057 | 216,0 | 13:48'23.129 |
| 14 | 26.421 | 23.227 | 27.730 | 22.236 | 1'39.614 | 218,6 | 13:50'02.743 |
| 15 | 26.642 | 23.738 | 27.993 | 22.029 | 1'40.402 | 219,1 | 13:51'43.145 |
| 16 | 26.766 | 23.265 | 27.807 | 22.427 | 1'40.265 | 219,5 | 13:53'23.410 |
| 17 | 26.900 | 23.326 | 27.923 | 23.521 | 1'41.670 | 220,0 | 13:55'05.080 |

| 69 M. MONTAGNESE (1'39.952) | | | | | | | |
|-----------------------------|---------------|---------------|---------------|---------------|-----------------|--------------|--------------|
| Giro | Seg.1 | Seg.2 | Seg.3 | Seg.4 | T. Giro | km/h | Local Time |
| 1 | | 24.836 | 28.303 | 22.568 | 1'55.602 | 209,3 | 13:28'18.149 |
| 2 | 26.846 | 23.943 | 27.596 | 23.026 | 1'41.411 | 210,5 | 13:29'59.560 |
| 3 | 26.605 | 23.494 | 27.890 | 22.238 | 1'40.227 | 210,5 | 13:31'39.787 |
| 4 | 26.536 | 25.396 | 28.641 | 22.504 | 1'43.077 | 209,7 | 13:33'22.864 |
| 5 | 26.334 | 23.822 | 27.614 | 22.182 | 1'39.952 | 211,8 | 13:35'02.816 |
| 6 | 26.515 | 24.205 | 27.843 | 22.109 | 1'40.672 | 210,5 | 13:36'43.488 |
| 7 | 26.873 | 23.774 | 28.095 | 22.111 | 1'40.853 | 209,7 | 13:38'24.341 |
| 8 | 26.619 | 24.836 | 28.319 | 23.019 | 1'42.793 | 210,1 | 13:40'07.134 |
| 9 | 26.927 | 24.988 | 29.148 | 22.544 | 1'43.607 | 208,1 | 13:41'50.741 |
| 10 | 26.740 | 23.974 | 27.862 | 22.267 | 1'40.843 | 210,1 | 13:43'31.584 |
| 11 | 26.470 | 23.713 | 48.644 | 22.509 | 2'01.336 | 201,9 | 13:45'32.920 |
| 12 | 26.504 | 23.514 | 27.983 | 22.456 | 1'40.457 | 210,5 | 13:47'13.377 |
| 13 | 26.419 | 23.860 | 29.797 | 22.752 | 1'42.828 | 210,5 | 13:48'56.205 |
| 14 | 26.668 | 24.138 | 27.642 | 22.286 | 1'40.734 | 210,9 | 13:50'36.939 |
| 15 | 26.696 | 23.690 | 27.811 | 22.073 | 1'40.270 | 211,4 | 13:52'17.209 |
| 16 | 26.966 | 24.073 | 27.589 | 22.422 | 1'41.050 | 210,5 | 13:53'58.259 |
| 17 | 26.462 | 23.617 | 28.014 | 22.995 | 1'41.088 | 211,8 | 13:55'39.347 |

| 72 D. LOCANTO (1'39.137) | | | | | | | |
|--------------------------|---------------|---------------|---------------|---------------|-----------------|--------------|--------------|
| Giro | Seg.1 | Seg.2 | Seg.3 | Seg.4 | T. Giro | km/h | Local Time |
| 1 | | 24.353 | 27.969 | 22.342 | 1'51.179 | 216,4 | 13:28'13.726 |
| 2 | 26.809 | 23.607 | 27.957 | 21.964 | 1'40.337 | 216,9 | 13:29'54.063 |
| 3 | 26.384 | 23.365 | 28.119 | 22.826 | 1'40.694 | 215,1 | 13:31'34.757 |
| 4 | 27.887 | 23.470 | 27.456 | 22.019 | 1'40.832 | 216,0 | 13:33'15.589 |
| 5 | 26.316 | 23.160 | 27.428 | 22.233 | 1'39.137 | 215,6 | 13:34'54.726 |
| 6 | 26.605 | 23.320 | 27.903 | 23.110 | 1'40.938 | 216,4 | 13:36'35.664 |
| 7 | 26.644 | 23.183 | 27.535 | 21.965 | 1'39.327 | 215,1 | 13:38'14.991 |
| 8 | 26.725 | 23.246 | 27.751 | 21.981 | 1'39.703 | 215,1 | 13:39'54.694 |
| 9 | 26.444 | 23.253 | 27.662 | 22.892 | 1'40.251 | 214,7 | 13:41'34.945 |
| 10 | 26.723 | 23.248 | 27.699 | 22.439 | 1'40.109 | 215,1 | 13:43'15.054 |
| 11 | 26.689 | 23.316 | 27.872 | 22.414 | 1'40.291 | 215,1 | 13:44'55.345 |
| 12 | 26.595 | 23.215 | 27.881 | 22.251 | 1'39.942 | 215,1 | 13:46'35.287 |
| 13 | 26.326 | 23.376 | 28.374 | 22.279 | 1'40.355 | 214,3 | 13:48'15.642 |
| 14 | 26.590 | 23.284 | 27.867 | 22.346 | 1'40.087 | 215,1 | 13:49'55.729 |
| 15 | 26.691 | 23.276 | 27.880 | 22.161 | 1'40.008 | 216,0 | 13:51'35.737 |
| 16 | 26.338 | 23.399 | 27.649 | 22.827 | 1'40.213 | 216,4 | 13:53'15.950 |
| 17 | 26.667 | 23.300 | 27.900 | 22.769 | 1'40.636 | 216,4 | 13:54'56.586 |

| 70 G. GIORGI (1'39.304) | | | | | | | |
|-------------------------|---------------|---------------|---------------|---------------|-----------------|--------------|--------------|
| Giro | Seg.1 | Seg.2 | Seg.3 | Seg.4 | T. Giro | km/h | Local Time |
| 1 | | 24.893 | 28.469 | 22.936 | 1'53.910 | 216,4 | 13:28'16.457 |
| 2 | 27.064 | 23.614 | 28.693 | 22.800 | 1'42.171 | 216,9 | 13:29'58.628 |
| 3 | 26.050 | 23.692 | 27.570 | 22.129 | 1'39.441 | 215,1 | 13:31'38.069 |
| 4 | 26.289 | 23.608 | 28.108 | 22.450 | 1'40.455 | 218,2 | 13:33'18.524 |
| 5 | 26.583 | 23.306 | 27.442 | 21.973 | 1'39.304 | 216,4 | 13:34'57.828 |
| 6 | 26.491 | 23.226 | 27.831 | 21.949 | 1'39.497 | 216,4 | 13:36'37.325 |
| 7 | 26.472 | 23.145 | 28.994 | 22.069 | 1'40.680 | 200,7 | 13:38'18.005 |
| 8 | 26.252 | 23.090 | 27.438 | 25.440 | 1'42.220 | 217,3 | 13:40'00.225 |
| 9 | 27.282 | 23.615 | 27.702 | 22.044 | 1'40.643 | 214,3 | 13:41'40.868 |
| 10 | 26.414 | 23.164 | 27.613 | 22.243 | 1'39.434 | 217,3 | 13:43'20.302 |
| 11 | 27.693 | 23.352 | 27.881 | 22.141 | 1'41.067 | 217,7 | 13:45'01.369 |
| 12 | 26.317 | 23.569 | 27.889 | 22.416 | 1'40.191 | 216,4 | 13:46'41.560 |
| 13 | 26.219 | 23.250 | 28.319 | 22.123 | 1'39.911 | 213,9 | 13:48'21.471 |
| 14 | 26.273 | 23.412 | 27.719 | 22.269 | 1'39.673 | 216,4 | 13:50'01.144 |
| 15 | 27.445 | 23.514 | 27.705 | 22.000 | 1'40.664 | 216,9 | 13:51'41.808 |

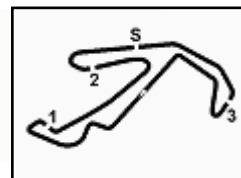
| 78 D. SCANNICCHIO (1'40.999) | | | | | | | |
|------------------------------|---------------|---------------|---------------|---------------|-----------------|--------------|--------------|
| Giro | Seg.1 | Seg.2 | Seg.3 | Seg.4 | T. Giro | km/h | Local Time |
| 1 | | 24.976 | 28.534 | 22.696 | 1'57.964 | 208,1 | 13:28'20.511 |
| 2 | 26.970 | 23.977 | 28.492 | 22.580 | 1'42.019 | 209,3 | 13:30'02.530 |
| 3 | 27.088 | 24.309 | 28.120 | 22.462 | 1'41.979 | 210,1 | 13:31'44.509 |
| 4 | 26.768 | 23.835 | 28.381 | 22.660 | 1'41.644 | 207,7 | 13:33'26.153 |
| 5 | 26.866 | 23.842 | 27.834 | 22.457 | 1'40.999 | 210,9 | 13:35'07.152 |
| 6 | 26.933 | 23.777 | 28.133 | 22.657 | 1'41.500 | 209,7 | 13:36'48.652 |
| 7 | 26.722 | 24.098 | 28.320 | 22.992 | 1'42.132 | 209,3 | 13:38'30.784 |
| 8 | 27.079 | 24.143 | 28.237 | 23.035 | 1'42.494 | 210,5 | 13:40'13.278 |
| 9 | 26.736 | 24.143 | 30.006 | 23.420 | 1'44.305 | 202,6 | 13:41'57.583 |
| 10 | 26.906 | 24.265 | 28.220 | 22.629 | 1'42.020 | 210,1 | 13:43'39.603 |
| 11 | 26.973 | 24.128 | 28.691 | 22.438 | 1'42.230 | 208,1 | 13:45'21.833 |
| 12 | 26.906 | 24.522 | 28.456 | 22.714 | 1'42.598 | 209,3 | 13:47'04.431 |
| 13 | 27.154 | 24.010 | 28.295 | 22.624 | 1'42.083 | 210,1 | 13:48'46.514 |
| 14 | 26.888 | 23.905 | 28.012 | 22.660 | 1'41.465 | 209,7 | 13:50'27.979 |
| 15 | 27.049 | 23.791 | 28.458 | 22.611 | 1'41.909 | 209,7 | 13:52'09.888 |
| 16 | 26.875 | 25.183 | 28.236 | 22.538 | 1'42.832 | 210,5 | 13:53'52.720 |
| 17 | 26.854 | 23.820 | 28.051 | 22.971 | 1'41.696 | 210,9 | 13:55'34.416 |

Tempo di gara 29'11.869

06/06/2021

P = Box In/Out - C = Tempo Invalidato





Misano Circuit Sic 58 4.226 m

ACI Racing Weekend Misano, 5-6 Giugno 2021
Porsche Carrera Cup Italia - Analisi Tempi Gara 2

Start at 13:26'22.547

5 / 5

| 81 M. CASSARÀ (1'38.447) | | | | | | | |
|--------------------------|---------------|---------------|---------------|---------------|-----------------|--------------|--------------|
| Giro | Seg.1 | Seg.2 | Seg.3 | Seg.4 | T. Giro | km/h | Local Time |
| 1 | | 24.423 | 27.563 | 21.952 | 1'49.313 | 217,3 | 13:28'11.860 |
| 2 | 26.304 | 23.096 | 27.379 | 22.166 | 1'38.945 | 217,7 | 13:29'50.805 |
| 3 | 26.847 | 22.962 | 27.136 | 21.713 | 1'38.658 | 219,1 | 13:31'29.463 |
| 4 | 26.119 | 23.666 | 27.301 | 22.224 | 1'39.310 | 218,2 | 13:33'08.773 |
| 5 | 26.849 | 23.030 | 27.749 | 22.039 | 1'39.667 | 216,4 | 13:34'48.440 |
| 6 | 26.261 | 23.168 | 27.871 | 22.348 | 1'39.648 | 220,0 | 13:36'28.088 |
| 7 | 26.765 | 23.166 | 27.629 | 21.991 | 1'39.551 | 218,2 | 13:38'07.639 |
| 8 | 26.152 | 22.913 | 27.502 | 21.880 | 1'38.447 | 218,6 | 13:39'46.086 |
| 9 | 26.267 | 22.902 | 27.620 | 22.075 | 1'38.864 | 218,2 | 13:41'24.950 |
| 10 | 26.388 | 22.960 | 27.482 | 22.197 | 1'39.027 | 217,7 | 13:43'03.977 |
| 11 | 27.377 | 23.865 | 27.615 | 21.865 | 1'40.722 | 219,5 | 13:44'44.699 |
| 12 | 26.108 | 23.094 | 27.612 | 21.936 | 1'38.750 | 220,0 | 13:46'23.449 |
| 13 | 26.429 | 23.149 | 28.887 | 22.103 | 1'40.568 | 214,3 | 13:48'04.017 |
| 14 | 26.499 | 22.927 | 27.429 | 22.361 | 1'39.216 | 219,1 | 13:49'43.233 |
| 15 | 26.666 | 22.998 | 27.346 | 22.174 | 1'39.184 | 218,6 | 13:51'22.417 |
| 16 | 26.143 | 22.999 | 27.427 | 22.186 | 1'38.755 | 217,7 | 13:53'01.172 |
| 17 | 26.372 | 24.334 | 27.728 | 22.685 | 1'41.119 | 217,3 | 13:54'42.291 |

Tempo di gara 28'19.744

| | | | | | | | |
|----|---------------|---------------|---------------|---------------|-----------------|-------|--------------|
| 2 | 27.018 | 23.479 | 27.692 | 23.496 | 1'41.685 | 216,9 | 13:29'58.995 |
| 3 | 26.407 | 23.204 | 28.026 | 22.609 | 1'40.246 | 218,2 | 13:31'39.241 |
| 4 | 26.616 | 23.312 | 27.883 | 22.317 | 1'40.128 | 218,2 | 13:33'19.369 |
| 5 | 27.146 | 23.295 | 27.731 | 22.444 | 1'40.616 | 217,7 | 13:34'59.985 |
| 6 | 27.150 | 23.382 | 28.115 | 22.276 | 1'40.923 | 217,7 | 13:36'40.908 |
| 7 | 26.596 | 23.249 | 27.895 | 22.618 | 1'40.358 | 217,7 | 13:38'21.266 |
| 8 | 26.713 | 23.362 | 27.640 | 23.381 | 1'41.096 | 217,3 | 13:40'02.362 |
| 9 | 27.118 | 23.310 | 28.012 | 22.336 | 1'40.776 | 216,9 | 13:41'43.138 |
| 10 | 27.043 | 23.185 | 27.884 | 22.396 | 1'40.508 | 218,6 | 13:43'23.646 |
| 11 | 26.932 | 23.416 | 27.686 | 22.410 | 1'40.444 | 218,2 | 13:45'04.090 |
| 12 | 27.337 | 23.458 | 28.210 | 22.601 | 1'41.606 | 216,9 | 13:46'45.696 |
| 13 | 27.343 | 23.614 | 28.329 | 22.956 | 1'42.242 | 216,9 | 13:48'27.938 |
| 14 | 27.396 | 23.422 | 28.139 | 22.880 | 1'41.837 | 216,4 | 13:50'09.775 |
| 15 | 27.283 | 23.847 | 27.890 | 22.753 | 1'41.773 | 217,3 | 13:51'51.548 |
| 16 | 27.333 | 23.500 | 27.744 | 22.614 | 1'41.191 | 217,3 | 13:53'32.739 |
| 17 | 27.798 | 23.459 | 27.512 | 22.588 | 1'41.357 | 218,6 | 13:55'14.096 |

Tempo di gara 28'51.549

| 82 A. CORRADINA (1'39.035) | | | | | | | |
|----------------------------|---------------|---------------|---------------|---------------|-----------------|--------------|--------------|
| Giro | Seg.1 | Seg.2 | Seg.3 | Seg.4 | T. Giro | km/h | Local Time |
| 1 | | 24.162 | 27.734 | 22.275 | 1'50.012 | 217,3 | 13:28'12.559 |
| 2 | 26.290 | 23.091 | 27.605 | 22.067 | 1'39.053 | 216,9 | 13:29'51.612 |
| 3 | 27.144 | 24.151 | 28.555 | 21.998 | 1'41.848 | 216,4 | 13:31'33.460 |
| 4 | 26.411 | 23.193 | 27.627 | 21.965 | 1'39.196 | 218,2 | 13:33'12.656 |
| 5 | 26.531 | 23.130 | 27.412 | 21.962 | 1'39.035 | 218,2 | 13:34'51.691 |
| 6 | 27.225 | 23.598 | 27.898 | 22.349 | 1'41.070 | 218,2 | 13:36'32.761 |
| 7 | 26.687 | 23.247 | 27.762 | 22.148 | 1'39.844 | 217,3 | 13:38'12.605 |
| 8 | 26.500 | 23.302 | 27.651 | 21.925 | 1'39.378 | 217,3 | 13:39'51.983 |
| 9 | 26.492 | 23.317 | 27.585 | 22.362 | 1'39.756 | 217,3 | 13:41'31.739 |
| 10 | 26.473 | 23.242 | 27.478 | 22.105 | 1'39.298 | 217,3 | 13:43'11.037 |
| 11 | 26.685 | 23.062 | 27.633 | 22.084 | 1'39.464 | 216,9 | 13:44'50.501 |
| 12 | 26.617 | 23.235 | 27.644 | 22.672 | 1'40.168 | 216,9 | 13:46'30.669 |
| 13 | 26.465 | 23.330 | 27.540 | 23.500 | 1'40.835 | 217,3 | 13:48'11.504 |
| 14 | 26.492 | 23.406 | 27.717 | 22.304 | 1'39.919 | 217,3 | 13:49'51.423 |
| 15 | 26.576 | 23.375 | 27.632 | 22.346 | 1'39.929 | 217,3 | 13:51'31.352 |
| 16 | 26.829 | 23.308 | 27.701 | 22.243 | 1'40.081 | 216,4 | 13:53'11.433 |
| 17 | 26.943 | 23.404 | 27.815 | 22.543 | 1'40.705 | 216,4 | 13:54'52.138 |

Tempo di gara 28'29.591

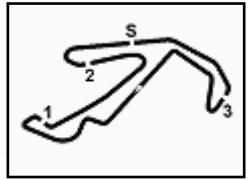
| 88 P. RANDAZZO (1'38.183) | | | | | | | |
|---------------------------|---------------|---------------|---------------|---------------|-----------------|--------------|--------------|
| Giro | Seg.1 | Seg.2 | Seg.3 | Seg.4 | T. Giro | km/h | Local Time |
| 1 | | 24.057 | 27.690 | 22.186 | 2'03.317 | 212,6 | 13:28'25.864 |
| 2 | 25.870 | 23.232 | 27.165 | 21.916 | 1'38.183 | 215,6 | 13:30'04.047 |
| 3 | 26.021 | 23.074 | 27.289 | 22.510 | 1'38.894 | 216,4 | 13:31'42.941 |
| 4 | 25.717 | 22.979 | 27.555 | 22.022 | 1'38.273 | 216,9 | 13:33'21.214 |
| 5 | 26.702 | 23.125 | 27.236 | 22.067 | 1'39.130 | 216,4 | 13:35'00.344 |
| 6 | 26.421 | 23.184 | 27.327 | 21.836 | 1'38.768 | 216,0 | 13:36'39.112 |
| 7 | 26.773 | 23.857 | 27.347 | 21.871 | 1'39.848 | 215,1 | 13:38'18.960 |
| 8 | 26.269 | 23.532 | 27.615 | 23.132 | 1'40.548 | 216,4 | 13:39'59.508 |
| 9 | 27.380 | 23.344 | 27.582 | 22.151 | 1'40.457 | 213,9 | 13:41'39.965 |
| 10 | 26.565 | 23.346 | 27.562 | 22.396 | 1'39.869 | 216,4 | 13:43'19.834 |
| 11 | 27.883 | 23.406 | 27.591 | 22.220 | 1'41.100 | 216,4 | 13:45'00.934 |
| 12 | 26.359 | 23.455 | 27.535 | 22.234 | 1'39.583 | 214,7 | 13:46'40.517 |
| 13 | 26.492 | 23.178 | 27.764 | 22.409 | 1'39.843 | 215,6 | 13:48'20.360 |
| 14 | 26.750 | 23.403 | 27.893 | 22.464 | 1'40.510 | 216,0 | 13:50'00.870 |
| 15 | 26.532 | 23.569 | 27.769 | 22.378 | 1'40.248 | 216,0 | 13:51'41.118 |
| 16 | 27.229 | 23.353 | 27.772 | 22.372 | 1'40.726 | 216,9 | 13:53'21.844 |
| 17 | 27.167 | 23.516 | 28.132 | 23.856 | 1'42.671 | 214,3 | 13:55'04.515 |

Tempo di gara 28'41.968

| 99 M. DONZELLI (1'40.128) | | | | | | | |
|---------------------------|-------|--------|--------|--------|----------|--------------|--------------|
| Giro | Seg.1 | Seg.2 | Seg.3 | Seg.4 | T. Giro | km/h | Local Time |
| 1 | | 24.315 | 28.784 | 22.573 | 1'54.763 | 219,1 | 13:28'17.310 |

06/06/2021 P = Box In/Out - C = Tempo Invalidato

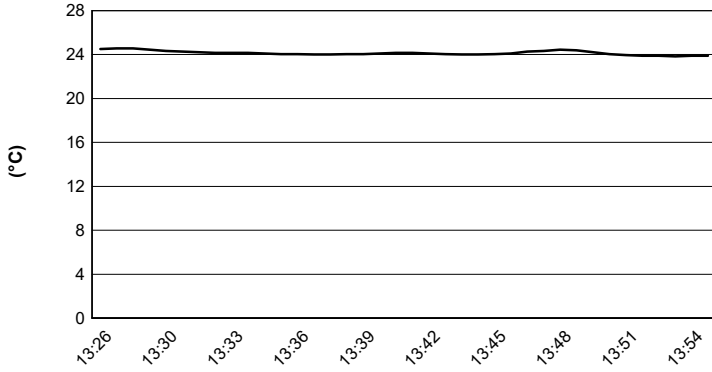




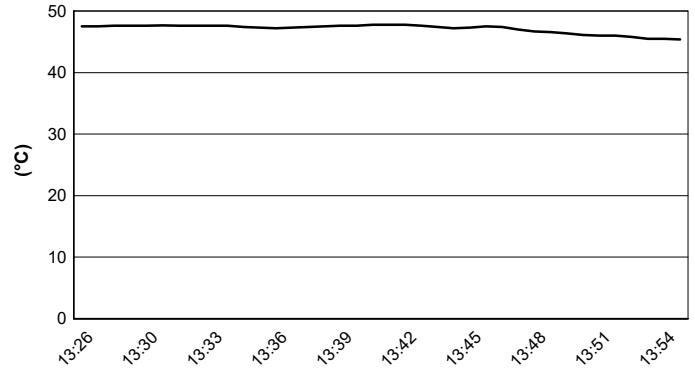
Misano Circuit Sic 58 4.226 m

ACI Racing Weekend Misano, 5-6 Giugno 2021
Porsche Carrera Cup Italia - Meteo Gara 2
Session started 13:27 - Session ended 13:56

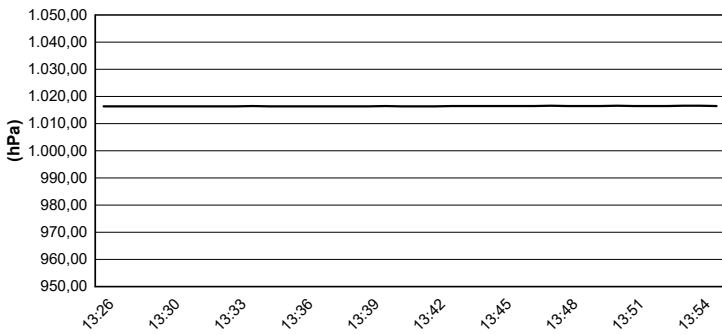
Air Temperature



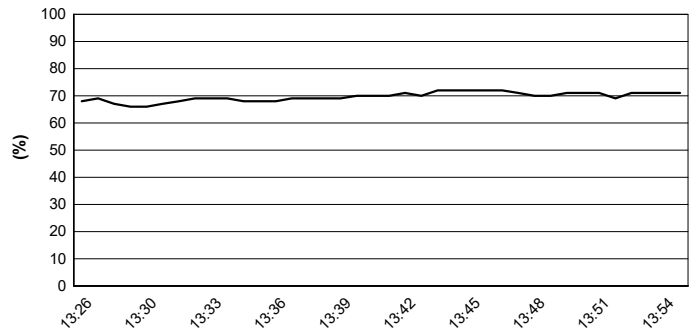
Track Temperature



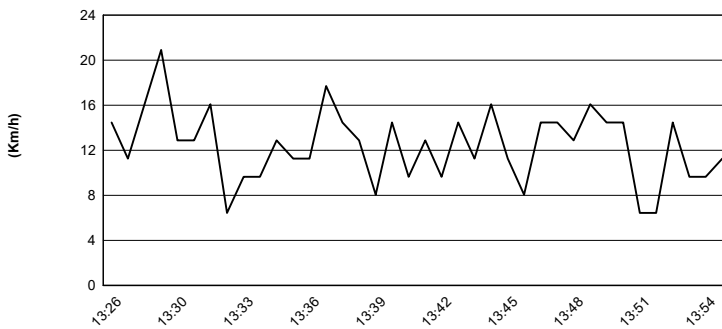
Air Pressure



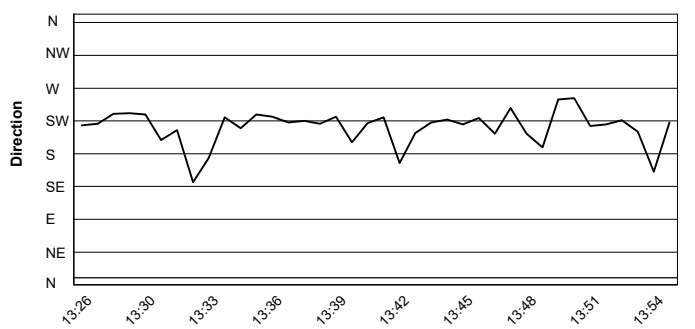
Humidity



Wind Speed

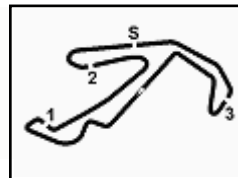


Wind Direction



06/06/2021





ACI Racing Weekend Misano, 5-6 Giugno 2021

Porsche Carrera Cup Italia - Griglia Gara 2 (Durata: 26' +1 Giro)

Misano Circuit Sic 58 4.226 m

| | | | | |
|----|---------------------------------|----|-------------------------------|----|
| 27 | MALVESTITI F. Porsche 911 | 15 | FESTANTE A. Porsche 911 | 16 |
| 59 | PARISINI M. Porsche 911 | 4 | MONCINI L. Porsche 911 | 15 |
| 60 | GALASSI M. Porsche 911 | 78 | SCANNICCHIO D. Porsche 911 | 14 |
| 69 | MONTAGNESE M. Porsche 911 | 99 | DONZELLI M. Porsche 911 | 13 |
| 66 | VENEROSI PESCIOL Porsche 911 | 54 | PERONI L. Porsche 911 | 12 |
| 50 | FENICI F. Porsche 911 | 71 | PICCIOLI G. Porsche 911 | 11 |
| 72 | LOCANTO D. Porsche 911 | 88 | RANDAZZO P. Porsche 911 | 10 |
| 30 | STRIGNANO B. Porsche 911 | 82 | CORRADINA A. Porsche 911 | 9 |
| 12 | TOVILAVICIUS D. Porsche 911 | 70 | GIORGI G. Porsche 911 | 8 |
| 81 | CASSARÀ M. Porsche 911 | 28 | AMATI G. Porsche 911 | 7 |
| 39 | GATTUSO S. Porsche 911 | 67 | DE GIACOMI A. Porsche 911 | 6 |
| 18 | CAZZANIGA D. Porsche 911 | 40 | VUKOV R. Porsche 911 | 5 |
| 8 | CERQUI A. Porsche 911 | 11 | CAGLIONI L. Porsche 911 | 4 |
| 32 | QUARESMINI G. Porsche 911 | 38 | IAQUINTA S. Porsche 911 | 3 |
| 25 | GIARDELLI A. Porsche 911 | 3 | MORETTI M. Porsche 911 | 2 |
| | | 33 | LEVORATO G. Porsche 911 | 1 |

Il Conduuttore (Malvestiti F.) è stato retrocesso in griglia di 4 posizioni con decisione 22 e 25 dei CC.SS.

06/06/2021 Presidente Giuria

