

**Porsche Carrera Cup Italia - Michelin e Silver Cup - Classifica Gara 2**

Franciacorta 2.519 m

Giri 24 = 60,456 km - Media 122,199 km/h - Tempo di gara 29'41.047

Num.	Conducente	Naz	Concorrente	Team	Auto	Classe	Giri	Tempo	Dist.	Rel.	Giro Veloce
1	<b>50 FENICI</b> Francesco Maria	ITA	AB Racing	AB Racing	Porsche 911 GT3 Cup	MC	24	29'41.047		14	1'10.725
2	<b>67 DE GIACOMI</b> Alex	ITA	Tsunami RT	Tsunami RT	Porsche 911 GT3 Cup	MC	24	29'42.702	<b>1.655</b>	<b>1.655</b>	19 <b>1'10.269</b>
3	<b>81 CASSARÀ</b> Marco	ITA	Raptor Engineering	Raptor Engineering	Porsche 911 GT3 Cup	MC	24	29'43.645	<b>2.598</b>	<b>0.943</b>	20 1'10.354
4	<b>72 LOCANTO</b> Diego	ITA	Krypton Motorsport	Krypton Motorsport	Porsche 911 GT3 Cup	MC	24	29'50.363	<b>9.316</b>	<b>6.718</b>	11 1'11.814
5	<b>99 DONZELLI</b> Massimiliano	ITA	Team Malucelli	Team Malucelli	Porsche 911 GT3 Cup	MC	24	29'51.451	<b>10.404</b>	<b>1.088</b>	11 1'11.658
6	<b>66 VENEROSI PESCIOLINI</b> Paolo	ITA	Ebimotors	Ebimotors	Porsche 911 GT3 Cup	MC	24	29'53.143	<b>12.096</b>	<b>1.692</b>	14 1'11.779
7	<b>85 POLI</b> Alessandro	ITA	The Driving Experiences	The Driving Experiences	Porsche 911 GT3 Cup	MC	24	29'53.397	<b>12.350</b>	<b>0.254</b>	7 1'11.056
8	<b>71 PICCIOLI</b> Gianluigi	ITA	Ebimotors	Ebimotors	Porsche 911 GT3 Cup	MC	24	29'56.127	<b>15.080</b>	<b>2.730</b>	14 1'11.508
9	<b>60 GALASSI</b> Marco	SMR	Team Malucelli	Team Malucelli	Porsche 911 GT3 Cup	MC	24	30'00.687	<b>19.640</b>	<b>4.560</b>	18 1'11.801
10	<b>69 MONTAGNESE</b> Massimiliano	ITA	Team Malucelli	Team Malucelli	Porsche 911 GT3 Cup	MS	24	30'03.595	<b>22.548</b>	<b>2.908</b>	12 1'11.948
11P	<b>82 CORRADINA</b> Andreas	ITA	Profildoor by Huber Racing	Profildoor by Huber Racing	Porsche 911 GT3 Cup	MC	24	30'06.222	<b>25.175</b>	<b>2.627</b>	13 1'10.904
12P	<b>78 SCANNICCHIO</b> Davide	ITA	ZRS Motorsport	ZRS Motorsport	Porsche 911 GT3 Cup	MS	24	30'47.024	<b>1'05.977</b>	<b>40.802</b>	19 1'12.207
13	<b>92 AKATSU</b> Shintaro	JPN	EF Racing	EF Racing	Porsche 911 GT3 Cup	MC	23	29'44.720	<b>1 Giro</b>	<b>1 Giro</b>	19 1'12.196
14	<b>59 PARISINI</b> Marco	ITA	Team Malucelli	Team Malucelli	Porsche 911 GT3 Cup	MS	23	30'56.344	<b>1 Giro</b>	<b>1'11.624</b>	7 1'16.503
----- Non Classificati -----											
R/T	<b>54 PERONI</b> Luigi	ITA	Ebimotors	Ebimotors	Porsche 911 GT3 Cup	MC	14	17'11.599	<b>10 Giri</b>		11 1'12.137

Partenti: 15 Classificati: 14 Non Classificati: 0 Ritirati: 1 Non Partiti: 0  
Giro Veloce N. 19 Num. 67 Alex De Giacomi Tempo 1'10.269 Media. 129,053 Km/h

Umidità	81%	Aria	17°C
Condizioni	DRY	Pista	20°C

**Penalty and Infringement**


11.39 **82 A. CORRADINA** Penalizzato di 25 Sec per Decisione dei CC.SS  
11.39 **78 D. SCANNICCHIO** Penalizzato di 10 Sec per Decisione dei CC.SS

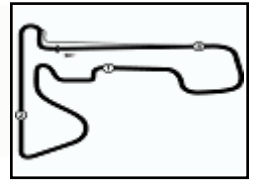
Direttore di Gara : Massimiliano Ghinassi

03/10/2021 Inizio 09:18 Fine 09:49

Esposta alle: .....

Powered by FICR PERUGIA TIMING





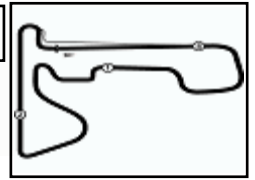
Franciacorta 2.519 m

**Porsche Carrera Cup Italia - Michelin e Silver Cup - Contagiri Gara 2**

		Giro																							
	1	2	3	4	5	6	7	8	9	10	11	12	13	14	15	16	17	18	19	20	21	22	23	24	
1	50	50	50	50	50	50	50	50	50	50	50	50	50	50	50	50	50	50	50	50	50	50	50	50	50
2	82	82	82	82	82	82	82	82	82	82	82	82	82	82	82	82	82	82	82	82	82	82	82	82	82
3	67	67	67	67	67	67	67	67	67	67	67	67	67	67	67	67	67	67	67	67	67	67	67	67	67
4	81	81	81	81	81	81	81	81	81	81	81	81	81	81	81	81	81	81	81	81	81	81	81	81	81
5	72	72	72	72	72	72	72	72	72	72	72	72	72	72	72	72	72	72	72	72	72	72	72	72	72
6	99	99	99	99	99	99	99	99	99	99	99	99	99	99	99	99	99	99	99	99	99	99	99	99	99
7	60	60	60	66	66	66	66	66	66	66	66	66	66	66	66	66	66	66	66	66	66	66	66	66	66
8	66	66	66	71	71	71	71	71	71	71	71	71	71	71	71	71	71	71	71	71	85	85	85	85	85
9	54	71	71	60	60	60	60	60	60	60	60	85	85	85	85	85	85	85	85	85	71	71	71	71	71
10	71	54	54	54	54	54	54	54	85	85	60	60	60	60	60	60	60	60	60	60	60	60	60	60	60
11	69	69	69	69	69	69	69	85	54	54	54	54	54	54	69	69	69	69	69	69	69	69	69	69	69
12	92	92	92	92	92	92	85	69	69	69	69	69	69	69	92	92	92	92	92	92	92	92	92	78	78
13	78	78	78	78	78	85	92	92	92	92	92	92	92	92	78	78	78	78	78	78	78	78	78	78	92
14	59	85	85	85	85	78	78	78	78	78	78	78	78	78	59	59	59	59	59	59	59	59	59	59	59
15	85	59	59	59	59	59	59	59	59	59	59	59	59	59	59	59	59	59	59	59	59	59	59	59	59

Final Result		
1	50 FENICI F.	Giri 24
2	67 DE GIACOMI A.	1.655
3	81 CASSARÀ M.	2.598
4	72 LOCANTO D.	9.316
5	99 DONZELLI M.	10.404
6	66 VENEROSI PESCIOL	12.096
7	85 POLI A.	12.350
8	71 PICCIOLI G.	15.080
9	60 GALASSI M.	19.640
10	69 MONTAGNESE M.	22.548
11	82 CORRADINA A. (P)	25.175
12	78 SCANNICCHIO D. (P)	1'05.977
13	92 AKATSU S.	1 Giro
14	59 PARISINI M.	1 Giro
RIT	54 PERONI L.	10 Giri





**Porsche Carrera Cup Italia - Michelin e Silver Cup - Best Sectors & Speed Gara 2**

Franciacorta 2.519 m

**CLASSIFICA**

1	<b>50 FENICI</b> Francesco Maria	Porsche 911 GT3 Cup	Giri 24
2	<b>67 DE GIACOMI</b> Alex	Porsche 911 GT3 Cup	1.655
3	<b>81 CASSARÀ</b> Marco	Porsche 911 GT3 Cup	2.598
4	<b>72 LOCANTO</b> Diego	Porsche 911 GT3 Cup	9.316
5	<b>99 DONZELLI</b> Massimiliano	Porsche 911 GT3 Cup	10.404
6	<b>66 VENEROSI PESCIOLINI</b> Paolo	Porsche 911 GT3 Cup	12.096
7	<b>85 POLI</b> Alessandro	Porsche 911 GT3 Cup	12.350
8	<b>71 PICCIOLI</b> Gianluigi	Porsche 911 GT3 Cup	15.080
9	<b>60 GALASSI</b> Marco	Porsche 911 GT3 Cup	19.640
10	<b>69 MONTAGNESE</b> Massimiliano	Porsche 911 GT3 Cup	22.548
11	<b>82 CORRADINA</b> Andreas	Porsche 911 GT3 Cup	25.175
12	<b>78 SCANNICCHIO</b> Davide	Porsche 911 GT3 Cup	1'05.977
13	<b>92 AKATSU</b> Shintaro	Porsche 911 GT3 Cup	1 Giro
14	<b>59 PARISINI</b> Marco	Porsche 911 GT3 Cup	1 Giro
RIT	<b>54 PERONI</b> Luigi	Porsche 911 GT3 Cup	10 Giri

**SPEED**

1	<b>54 PERONI</b> Luigi	Porsche 911 GT3 Cup	201,1
2	<b>66 VENEROSI PESCIOLINI</b> Paolo	Porsche 911 GT3 Cup	200,7
3	<b>81 CASSARÀ</b> Marco	Porsche 911 GT3 Cup	200,4
4	<b>92 AKATSU</b> Shintaro	Porsche 911 GT3 Cup	194,2
5	<b>99 DONZELLI</b> Massimiliano	Porsche 911 GT3 Cup	192,2
6	<b>78 SCANNICCHIO</b> Davide	Porsche 911 GT3 Cup	191,2
7	<b>60 GALASSI</b> Marco	Porsche 911 GT3 Cup	191,2
8	<b>71 PICCIOLI</b> Gianluigi	Porsche 911 GT3 Cup	190,8
9	<b>50 FENICI</b> Francesco Maria	Porsche 911 GT3 Cup	190,8
10	<b>82 CORRADINA</b> Andreas	Porsche 911 GT3 Cup	190,1
11	<b>72 LOCANTO</b> Diego	Porsche 911 GT3 Cup	189,5
12	<b>69 MONTAGNESE</b> Massimiliano	Porsche 911 GT3 Cup	189,1
13	<b>67 DE GIACOMI</b> Alex	Porsche 911 GT3 Cup	186,5
14	<b>85 POLI</b> Alessandro	Porsche 911 GT3 Cup	186,2
15	<b>59 PARISINI</b> Marco	Porsche 911 GT3 Cup	181,8

**SEG. 1**

1	<b>71 PICCIOLI</b> Gianluigi	8.648
2	<b>81 CASSARÀ</b> Marco	8.652
3	<b>67 DE GIACOMI</b> Alex	8.676
4	<b>50 FENICI</b> Francesco Maria	8.679
5	<b>66 VENEROSI PESCIOLINI</b>	8.687
6	<b>85 POLI</b> Alessandro	8.697
7	<b>82 CORRADINA</b> Andreas	8.700
8	<b>92 AKATSU</b> Shintaro	8.701
9	<b>99 DONZELLI</b> Massimiliano	8.719
10	<b>72 LOCANTO</b> Diego	8.724
11	<b>54 PERONI</b> Luigi	8.774
12	<b>60 GALASSI</b> Marco	8.775
13	<b>69 MONTAGNESE</b> Massimil	8.862
14	<b>78 SCANNICCHIO</b> Davide	8.888
15	<b>59 PARISINI</b> Marco	9.222

**SEG. 2**

1	<b>81 CASSARÀ</b> Marco	19.409
2	<b>82 CORRADINA</b> Andreas	19.496
3	<b>50 FENICI</b> Francesco Maria	19.697
4	<b>67 DE GIACOMI</b> Alex	19.717
5	<b>60 GALASSI</b> Marco	19.874
6	<b>85 POLI</b> Alessandro	19.889
7	<b>69 MONTAGNESE</b> Massimil	19.972
8	<b>78 SCANNICCHIO</b> Davide	19.988
9	<b>92 AKATSU</b> Shintaro	19.999
10	<b>71 PICCIOLI</b> Gianluigi	20.043
11	<b>72 LOCANTO</b> Diego	20.064
12	<b>66 VENEROSI PESCIOLINI</b>	20.082
13	<b>99 DONZELLI</b> Massimiliano	20.230
14	<b>54 PERONI</b> Luigi	20.307
15	<b>59 PARISINI</b> Marco	21.619

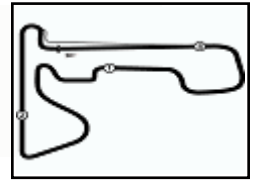
**SEG. 3**

1	<b>67 DE GIACOMI</b> Alex	28.774
2	<b>81 CASSARÀ</b> Marco	29.025
3	<b>82 CORRADINA</b> Andreas	29.094
4	<b>50 FENICI</b> Francesco Maria	29.159
5	<b>66 VENEROSI PESCIOLINI</b>	29.336
6	<b>85 POLI</b> Alessandro	29.356
7	<b>60 GALASSI</b> Marco	29.511
8	<b>78 SCANNICCHIO</b> Davide	29.535
9	<b>99 DONZELLI</b> Massimiliano	29.576
10	<b>72 LOCANTO</b> Diego	29.584
11	<b>71 PICCIOLI</b> Gianluigi	29.671
12	<b>54 PERONI</b> Luigi	29.803
13	<b>69 MONTAGNESE</b> Massimil	29.886
14	<b>92 AKATSU</b> Shintaro	29.903
15	<b>59 PARISINI</b> Marco	31.578

**SEG. 4**

1	<b>81 CASSARÀ</b> Marco	12.923
2	<b>82 CORRADINA</b> Andreas	12.926
3	<b>67 DE GIACOMI</b> Alex	12.933
4	<b>99 DONZELLI</b> Massimiliano	12.947
5	<b>50 FENICI</b> Francesco Maria	12.959
6	<b>85 POLI</b> Alessandro	12.981
7	<b>71 PICCIOLI</b> Gianluigi	13.044
8	<b>54 PERONI</b> Luigi	13.086
9	<b>92 AKATSU</b> Shintaro	13.099
10	<b>66 VENEROSI PESCIOLINI</b>	13.101
11	<b>60 GALASSI</b> Marco	13.140
12	<b>69 MONTAGNESE</b> Massimil	13.156
13	<b>72 LOCANTO</b> Diego	13.170
14	<b>78 SCANNICCHIO</b> Davide	13.206
15	<b>59 PARISINI</b> Marco	13.787





**Porsche Carrera Cup Italia - Michelin e Silver Cup - Analisi Tempi Gara 2**

Franciacorta 2.519 m

Start at 9:18'05.901

1 / 4

50 F. FENICI (1'10.725)							
Giro	Seg.1	Seg.2	Seg.3	Seg.4	T. Giro	km/h	Local Time
1			29.921	13.365	1'12.041		9:19'17.942
2	8.814	19.983	29.881	13.240	1'11.918	181,8	9:20'29.860
3	8.852	20.056	29.613	13.228	1'11.749	187,5	9:21'41.609
4	8.741	20.121	29.472	13.040	1'11.374	187,8	9:22'52.983
5	8.756	20.119	29.248	12.987	1'11.110	186,9	9:24'04.093
6	8.758	20.006	29.270	13.159	1'11.193	176,8	9:25'15.286
7	8.683	20.058	<b>29.159</b>	13.111	1'11.011	187,5	9:26'26.297
8	8.733	20.403	29.379	13.037	1'11.552	185,2	9:27'37.849
9	8.736	19.843	29.577	13.018	1'11.174	183,7	9:28'49.023
10	8.771	20.097	29.277	13.051	1'11.196	182,1	9:30'00.219
11	8.688	19.909	30.079	12.998	1'11.674	186,5	9:31'11.893
12	8.804	20.042	29.475	13.228	1'11.549	174,2	9:32'23.442
13	8.701	19.878	29.418	13.123	1'11.120	182,7	9:33'34.562
14	8.718	19.826	29.188	12.993	<b>1'10.725</b>	185,6	9:34'45.287
15	8.786	20.087	29.497	13.141	1'11.511	186,2	9:35'56.798
16	8.778	27.940	34.716	16.432	1'27.866	179,7	9:37'24.664
17	11.714	33.864	57.572	18.321	2'01.471	110,4	9:39'26.135
18	8.758	20.074	29.168	13.010	1'11.010	181,5	9:40'37.145
19	<b>8.679</b>	19.774	29.320	13.182	1'10.955	188,8	9:41'48.100
20	8.698	<b>19.697</b>	30.083	<b>12.959</b>	1'11.437	<b>190,8</b>	9:42'59.537
21	8.694	20.037	29.588	13.224	1'11.543	187,8	9:44'11.080
22	<b>8.679</b>	20.038	29.563	13.254	1'11.534	190,5	9:45'22.614
23	8.745	20.244	29.530	13.176	1'11.695	184,9	9:46'34.309
24	8.729	20.372	29.719	13.819	1'12.639	186,2	9:47'46.948
Tempo di gara 29'41.047							

54 L. PERONI (1'12.137)							
Giro	Seg.1	Seg.2	Seg.3	Seg.4	T. Giro	km/h	Local Time
1			31.327	13.913	1'19.149		9:19'25.050
2	9.221	21.149	31.286	14.593	1'16.249	188,5	9:20'41.299
3	8.845	21.319	30.342	13.585	1'14.091	197,1	9:21'55.390
4	8.827	20.778	30.901	13.366	1'13.872	190,5	9:23'09.262
5	8.898	20.733	30.585	13.305	1'13.521	178,5	9:24'22.783
6	8.845	20.638	29.822	13.100	1'12.405	188,2	9:25'35.188
7	8.946	20.325	30.140	13.274	1'12.685	183,7	9:26'47.873
8	8.864	20.528	30.061	13.344	1'12.797	187,8	9:28'00.670
9	8.776	20.972	31.290	13.258	1'14.296	190,1	9:29'14.966
10	8.840	20.378	30.099	13.206	1'12.523	184,6	9:30'27.489
11	8.789	<b>20.307</b>	29.815	13.226	<b>1'12.137</b>	193,5	9:31'39.626
12	8.792	20.523	<b>29.803</b>	<b>13.086</b>	1'12.204	196,7	9:32'51.830
13	8.833	20.491	29.868	13.130	1'12.322	188,5	9:34'04.152
14	<b>8.774</b>	20.437	30.706	13.431	1'13.348	189,8	9:35'17.500
Tempo di gara 17'11.599							

59 M. PARISINI (1'16.503)							
Giro	Seg.1	Seg.2	Seg.3	Seg.4	T. Giro	km/h	Local Time
1			34.211	14.967	1'26.128		9:19'32.029
2	9.610	23.167	34.140	14.576	1'21.493	163,6	9:20'53.522
3	9.666	22.258	32.515	14.543	1'18.982	163,1	9:22'12.504
4	9.562	22.069	32.619	14.483	1'18.733	161,9	9:23'31.237
5	9.674	22.005	32.641	14.048	1'18.368	169,3	9:24'49.605
6	9.367	<b>21.619</b>	32.030	<b>13.787</b>	1'16.803	173,9	9:26'06.408
7	9.388	21.727	<b>31.578</b>	13.810	<b>1'16.503</b>	166,7	9:27'22.911
8	<b>9.222</b>	21.741	31.699	14.081	1'16.743	169,3	9:28'39.654
9	9.319	21.688	32.103	13.919	1'17.029	174,5	9:29'56.683
10	9.351	21.648	35.843	14.321	1'21.163	176,5	9:31'17.846
11	9.369	23.356	32.380	13.899	1'19.004	164,9	9:32'36.850
12	9.278	21.963	31.969	14.210	1'17.420	<b>181,8</b>	9:33'54.270
13	9.393	26.716	35.866	14.237	1'26.212	173,9	9:35'20.482
14	9.346	22.327	32.896	14.495	1'19.064	167,7	9:36'39.546
15	9.691	23.213	33.010	14.310	1'20.224	144,2	9:37'59.770
16	9.571	22.481	46.415	18.781	1'37.248	161,0	9:39'37.018
17	9.932	23.299	32.738	14.243	1'20.212	130,0	9:40'57.230

18	9.315	22.693	33.535	14.516	1'20.059	176,2	9:42'17.289
19	9.497	23.302	33.630	15.121	1'21.550	166,2	9:43'38.839
20	9.478	22.825	33.215	14.456	1'19.974	165,1	9:44'58.813
21	9.471	22.402	32.758	14.455	1'19.086	170,6	9:46'17.899
22	9.361	22.505	34.562	15.239	1'21.667	167,7	9:47'39.566
23	9.634	23.221	34.623	15.201	1'22.679	155,8	9:49'02.245
Tempo di gara 30'56.344							

60 M. GALASSI (1'11.801)							
Giro	Seg.1	Seg.2	Seg.3	Seg.4	T. Giro	km/h	Local Time
1			31.810	13.836	1'18.055		9:19'23.956
2	8.927	21.482	30.584	13.697	1'14.690	180,6	9:20'38.646
3	9.023	20.787	30.642	13.928	1'14.380	189,1	9:21'53.026
4	8.984	20.308	32.595	13.313	1'15.200	185,9	9:23'08.226
5	9.125	20.369	30.248	13.372	1'13.114	175,9	9:24'21.340
6	8.842	20.417	30.226	13.230	1'12.715	188,5	9:25'34.055
7	8.827	20.370	30.312	13.284	1'12.793	183,1	9:26'46.848
8	9.338	20.043	30.268	13.254	1'12.903	184,3	9:27'59.751
9	8.851	20.279	29.839	13.180	1'12.149	187,5	9:29'11.900
10	8.850	20.426	30.139	<b>13.140</b>	1'12.555	189,5	9:30'24.455
11	8.839	20.207	30.872	13.342	1'13.260	<b>191,2</b>	9:31'37.715
12	8.881	20.172	29.769	13.316	1'12.138	188,8	9:32'49.853
13	<b>8.775</b>	20.397	29.850	13.274	1'12.296	190,5	9:34'02.149
14	9.009	20.402	30.578	13.253	1'13.242	184,6	9:35'15.391
15	8.874	20.285	29.809	14.710	1'13.678	184,3	9:36'29.069
16	9.461	21.361	30.922	13.974	1'15.718	157,7	9:37'44.787
17	9.059	28.194	53.941	17.267	1'48.461	162,2	9:39'33.248
18	8.891	20.108	<b>29.511</b>	13.291	<b>1'11.801</b>	182,7	9:40'45.049
19	8.793	<b>19.874</b>	29.877	14.340	1'12.884	188,2	9:41'57.933
20	8.902	20.411	30.085	13.773	1'13.171	182,7	9:43'11.104
21	9.084	20.827	30.026	13.364	1'13.301	173,4	9:44'24.405
22	8.817	21.068	30.743	13.474	1'14.102	190,5	9:45'38.507
23	8.848	21.070	30.408	13.240	1'13.566	186,5	9:46'52.073
24	8.944	20.380	30.716	14.475	1'14.515	177,0	9:48'06.588
Tempo di gara 30'00.687							

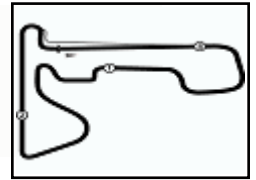
66 P. VENEROSI PESCIOLINI (1'11.779)							
Giro	Seg.1	Seg.2	Seg.3	Seg.4	T. Giro	km/h	Local Time
1			31.459	13.857	1'18.475		9:19'24.376
2	8.899	21.614	30.686	13.450	1'14.649	187,5	9:20'39.025
3	8.957	21.040	30.385	14.155	1'14.537	178,5	9:21'53.562
4	8.981	20.536	30.313	13.406	1'13.236	187,2	9:23'06.798
5	8.920	20.866	30.223	13.355	1'13.364	187,5	9:24'20.162
6	8.891	20.546	29.830	13.221	1'12.488	184,0	9:25'32.650
7	8.773	21.008	30.123	<b>13.101</b>	1'13.005	184,9	9:26'45.655
8	8.866	20.777	30.023	13.190	1'12.856	184,0	9:27'58.511
9	8.830	20.566	29.571	13.304	1'12.271	188,8	9:29'10.782
10	8.893	20.422	29.675	13.223	1'12.213	182,1	9:30'22.995
11	8.825	20.265	29.661	13.119	1'11.870	181,5	9:31'34.865
12	8.729	20.230	29.528	13.336	1'11.823	189,8	9:32'46.688
13	8.879	20.399	29.506	13.273	1'12.057	183,4	9:33'58.745
14	8.742	20.308	29.510	13.219	<b>1'11.779</b>	188,2	9:35'10.524
15	8.807	20.305	29.640	16.002	1'14.754	181,8	9:36'25.278
16	9.254	21.820	31.073	13.646	1'15.793	155,2	9:37'41.071
17	9.053	27.310	56.010	17.911	1'50.284	161,4	9:39'31.355
18	8.912	20.277	<b>29.336</b>	13.374	1'11.899	182,1	9:40'43.254
19	8.763	<b>20.082</b>	29.897	13.456	1'12.198	191,2	9:41'55.452
20	8.823	20.192	29.599	13.286	1'11.900	190,1	9:43'07.352
21	8.847	21.648	30.101	13.498	1'14.094	174,8	9:44'21.446
22	8.725	20.541	29.488	13.102	1'11.856	190,5	9:45'33.302
23	<b>8.687</b>	20.650	29.653	13.520	1'12.510	<b>200,7</b>	9:46'45.812
24	8.970	20.786	29.803	13.673	1'13.232	183,7	9:47'59.044
Tempo di gara 29'53.143							

67 A. DE GIACOMI (1'10.269)							
Giro	Seg.1	Seg.2	Seg.3	Seg.4	T. Giro	km/h	Local Time

03/10/2021

P = Box In/Out - C = Tempo Invalidato





**Porsche Carrera Cup Italia - Michelin e Silver Cup - Analisi Tempi Gara 2**

Franciacorta 2.519 m

Start at 9:18'05.901

3 / 4

19	8.942	20.319	<b>29.535</b>	13.411	<b>1'12.207</b>	<b>191,2</b>	9:42'03.325	1			30.604	13.265	1'32.111		9:19'38.012
20	8.958	20.035	30.343	<b>13.206</b>	1'12.542	189,1	9:43'15.867	2	8.869	20.495	30.285	13.442	1'13.091	178,2	9:20'51.103
21	9.012	20.819	30.052	13.453	1'13.336	177,0	9:44'29.203	3	8.851	20.154	29.652	13.251	1'11.908	182,1	9:22'03.011
22	9.007	20.277	30.405	13.435	1'13.124	175,3	9:45'42.327	4	8.825	20.174	29.895	13.213	1'12.107	179,1	9:23'15.118
23	8.946	20.229	30.946	13.445	1'13.566	184,0	9:46'55.893	5	8.801	19.979	29.543	13.077	1'11.400	181,2	9:24'26.518
24	9.036	52.572	31.603	13.821	1'47.032	185,2	9:48'42.925	6	8.788	20.196	30.700	13.165	1'12.849	173,4	9:25'39.367

Tempo di gara 30'37.024 + 10.000Pen

**81 M. CASSARÀ (1'10.354)**

Giro	Seg.1	Seg.2	Seg.3	Seg.4	T. Giro	km/h	Local Time
1			30.269	13.427	1'13.919		9:19'19.820
2	8.878	20.473	30.073	13.181	1'12.605	180,9	9:20'32.425
3	8.810	19.987	29.248	13.571	1'11.616	182,7	9:21'44.041
4	8.812	19.836	29.427	13.083	1'11.158	184,9	9:22'55.199
5	8.759	19.923	29.747	12.999	1'11.428	179,7	9:24'06.627
6	8.792	20.184	29.381	13.204	1'11.561	180,3	9:25'18.188
7	8.763	20.004	29.461	12.992	1'11.220	175,6	9:26'29.408
8	8.794	20.274	36.471	13.129	1'18.668	173,9	9:27'48.076
9	9.122	19.790	29.318	13.000	1'11.230	189,8	9:28'59.306
10	8.682	19.613	29.189	13.043	1'10.527	194,6	9:30'09.833
11	8.662	19.633	29.080	12.995	1'10.370	<b>200,4</b>	9:31'20.203
12	8.707	19.709	29.165	12.997	1'10.578	198,2	9:32'30.781
13	8.736	<b>19.409</b>	29.372	<b>12.923</b>	1'10.440	195,7	9:33'41.221
14	8.760	19.605	29.434	13.045	1'10.844	194,6	9:34'52.065
15	<b>8.652</b>	20.539	29.464	12.985	1'11.640	197,8	9:36'03.705
16	9.029	23.888	34.321	15.885	1'23.123	158,8	9:37'26.828
17	13.360	33.358	56.741	17.682	2'01.141	129,3	9:39'27.969
18	8.733	20.075	29.507	13.629	1'11.944	191,2	9:40'39.913
19	8.838	19.693	29.361	13.040	1'10.932	183,7	9:41'50.845
20	8.696	19.570	<b>29.025</b>	13.063	<b>1'10.354</b>	191,5	9:43'01.199
21	8.783	19.920	29.550	13.168	1'11.421	182,7	9:44'12.620
22	8.714	20.232	29.516	13.308	1'11.770	182,4	9:45'24.390
23	8.723	20.273	29.747	13.270	1'12.013	182,4	9:46'36.403
24	8.743	20.703	30.175	13.522	1'13.143	179,4	9:47'49.546

Tempo di gara 29'43.645

**82 A. CORRADINA (1'10.904)**

Giro	Seg.1	Seg.2	Seg.3	Seg.4	T. Giro	km/h	Local Time
1			30.315	13.403	1'12.979		9:19'18.880
2	8.856	20.043	29.924	13.269	1'12.092	184,9	9:20'30.972
3	8.778	20.057	29.755	13.230	1'11.820	186,9	9:21'42.792
4	8.803	19.942	29.654	13.098	1'11.497	182,7	9:22'54.289
5	8.778	19.749	29.712	13.344	1'11.583	181,5	9:24'05.872
6	8.926	20.078	29.199	13.059	1'11.262	186,5	9:25'17.134
7	8.816	19.966	29.594	13.019	1'11.395	188,8	9:26'28.529
8	8.886	20.016	29.350	13.088	1'11.340	173,1	9:27'39.869
9	8.781	19.791	29.382	12.987	1'10.941	181,5	9:28'50.810
10	8.742	19.955	29.257	13.028	1'10.982	179,4	9:30'01.792
11	8.785	19.678	29.632	13.222	1'11.317	177,9	9:31'13.109
12	8.793	19.895	29.382	<b>12.926</b>	1'10.996	184,0	9:32'24.105
13	8.810	19.873	29.124	13.097	<b>1'10.904</b>	175,6	9:33'35.009
14	<b>8.700</b>	19.904	29.585	13.271	1'11.460	<b>190,1</b>	9:34'46.469
15	8.757	19.823	29.389	13.046	1'11.015	183,7	9:35'57.484
16	8.803	28.042	34.656	16.627	1'28.128	172,0	9:37'25.612
17	11.791	34.328	56.554	18.297	2'00.970	118,6	9:39'26.582
18	8.788	19.995	29.831	12.998	1'11.612	180,3	9:40'38.194
19	8.806	20.096	<b>29.094</b>	13.010	1'11.006	184,3	9:41'49.200
20	8.803	<b>19.496</b>	29.551	13.150	1'11.000	177,9	9:43'00.200
21	8.736	20.094	29.536	13.093	1'11.459	187,5	9:44'11.659
22	8.761	20.361	29.482	13.212	1'11.816	189,1	9:45'23.475
23	8.736	20.130	29.461	13.046	1'11.373	184,0	9:46'34.848
24	8.738	20.201	29.777	13.559	1'12.275	180,0	9:47'47.123

Tempo di gara 29'41.222 + 25.000Pen

**85 A. POLI (1'11.056)**

Giro	Seg.1	Seg.2	Seg.3	Seg.4	T. Giro	km/h	Local Time
1							
2							
3							
4							
5							
6							
7							
8							
9							
10							

**92 S. AKATSU (1'12.196)**

Giro	Seg.1	Seg.2	Seg.3	Seg.4	T. Giro	km/h	Local Time
1			32.074	14.152	1'21.655		9:19'27.556
2	9.120	21.255	30.952	13.735	1'15.062	166,2	9:20'42.618
3	9.040	20.998	30.744	13.794	1'14.576	170,3	9:21'57.194
4	8.861	20.794	30.784	13.458	1'13.897	170,1	9:23'11.091
5	8.930	20.680	30.512	13.403	1'13.525	169,8	9:24'24.616
6	9.006	21.048	30.936	13.424	1'14.414	170,1	9:25'39.030
7	9.055	21.145	30.488	13.286	1'13.974	170,3	9:26'53.004
8	8.840	20.510	30.433	13.364	1'13.147	175,6	9:28'06.151
9	8.759	20.657	30.757	13.307	1'13.480	179,7	9:29'19.631
10	8.847	20.667	30.246	13.274	1'13.034	177,9	9:30'32.665
11	8.921	20.577	30.819	13.422	1'13.739	183,1	9:31'46.404
12	8.728	20.452	30.187	13.285	1'12.652	189,1	9:32'59.056
13	<b>8.701</b>	20.831	30.212	13.220	1'12.964	189,8	9:34'12.020
14	8.895	20.571	30.066	13.182	1'12.714	180,9	9:35'24.734
15	8.976	20.817	31.127	14.292	1'15.212	173,1	9:36'39.946
16	9.629	23.402	32.790	14.619	1'20.440	149,0	9:38'00.386
17	9.464	22.459	46.707	18.292	1'36.922	152,5	9:39'37.308
18	9.185	20.490	30.211	<b>13.099</b>	1'12.985	169,5	9:40'50.293
19	8.948	<b>19.999</b>	<b>29.903</b>	13.346	<b>1'12.196</b>	<b>194,2</b>	9:42'02.489
20	8.943	20.633	30.225	13.156	1'12.957	177,6	9:43'15.446
21	9.020	20.528	30.408	13.387	1'13.343	170,1	9:44'28.789
22	8.990	20.391	30.300	13.435	1'13.116	166,2	9:45'41.905
23	8.967	20.489	1'21.947	17.313	2'08.716	179,1	9:47'50.621

Tempo di gara 29'44.720

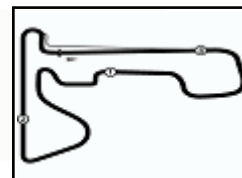
**99 M. DONZELLI (1'11.658)**

Giro	Seg.1	Seg.2	Seg.3	Seg.4	T. Giro	km/h	Local Time
1			31.602	13.862	1'17.670		9:19'23.571
2	8.996	21.368	30.729	13.416	1'14.509	174,5	9:20'38.080
3	8.962	21.093	30.766	13.530	1'14.351	187,2	9:21'52.431
4	9.006	20.953	30.578	13.406	1'13.943	185,6	9:23'06.374
5	8.848	20.878	30.309	13.129	1'13.164	190,5	9:24'19.538
6	8.867	20.524	30.211	13.171	1'12.773	191,8	9:25'32.311
7	8.826	20.753	30.263	13.123	1'12.965	185,6	9:26'45.276
8	8.914	20.643	29.997	13.228	1'12.782	183,1	9:27'58.058
9	<b>8.719</b>	20.408	29.750	13.189	1'12.066	<b>192,2</b>	9:29'10.124
10	8.805	20.242	29.948	13.051	1'12.046	181,8	9:30'22.170

03/10/2021

P = Box In/Out - C = Tempo Invalidato





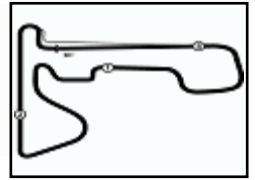
**Porsche Carrera Cup Italia - Michelin e Silver Cup - Analisi Tempi Gara 2**

Start at 9:18'05.901

11	8.747	20.274	29.608	13.029	<b>1'11.658</b>	186,2	9:31'33.828
12	8.911	20.287	29.896	<b>12.947</b>	1'12.041	188,5	9:32'45.869
13	8.790	20.499	<b>29.576</b>	13.093	1'11.958	188,8	9:33'57.827
14	8.755	20.396	29.850	13.134	1'12.135	188,8	9:35'09.962
15	8.801	<b>20.230</b>	29.796	15.867	1'14.694	181,5	9:36'24.656
16	9.225	21.127	30.564	13.846	1'14.762	162,7	9:37'39.418
17	9.129	27.568	56.702	17.477	1'50.876	154,7	9:39'30.294
18	8.887	20.346	29.744	12.998	1'11.975	182,4	9:40'42.269
19	8.821	20.449	29.739	13.190	1'12.199	185,9	9:41'54.468
20	8.910	20.412	29.940	13.147	1'12.409	179,1	9:43'06.877
21	8.883	20.409	29.962	13.179	1'12.433	181,5	9:44'19.310
22	8.728	20.567	29.970	13.142	1'12.407	188,5	9:45'31.717
23	8.845	20.540	30.251	13.087	1'12.723	188,2	9:46'44.440
24	8.844	20.338	30.296	13.434	1'12.912	186,5	9:47'57.352

Tempo di gara 29'51.451



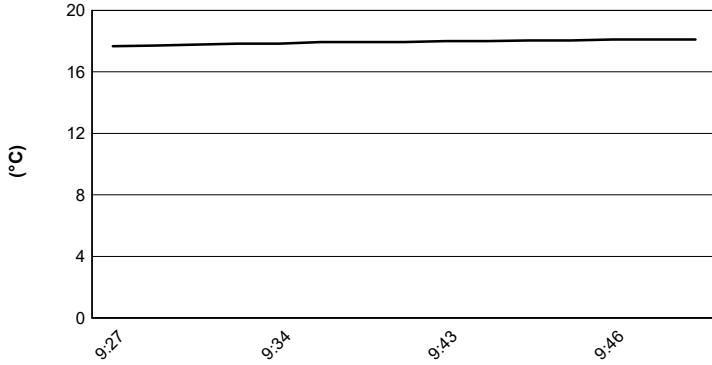


**Porsche Carrera Cup Italia - Michelin e Silver Cup - Meteo Gara 2**

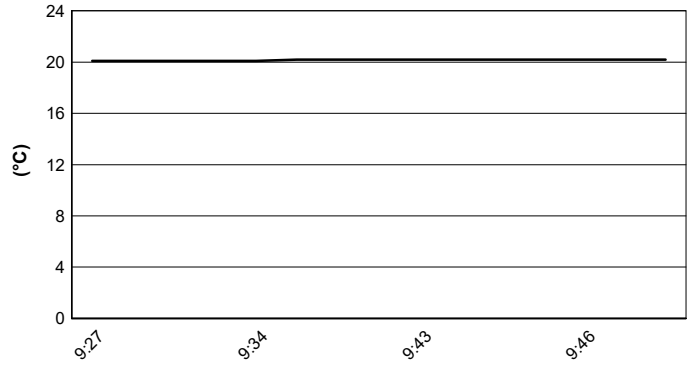
Franciacorta 2.519 m

Session started 09:18 - Session ended 9:49

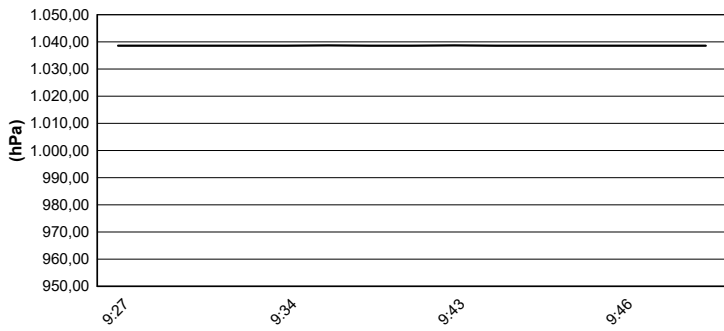
**Air Temperature**



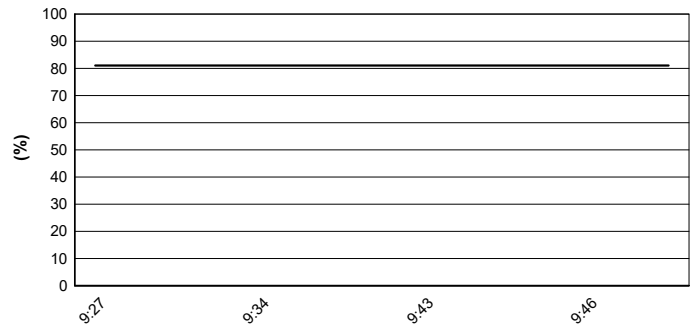
**Track Temperature**



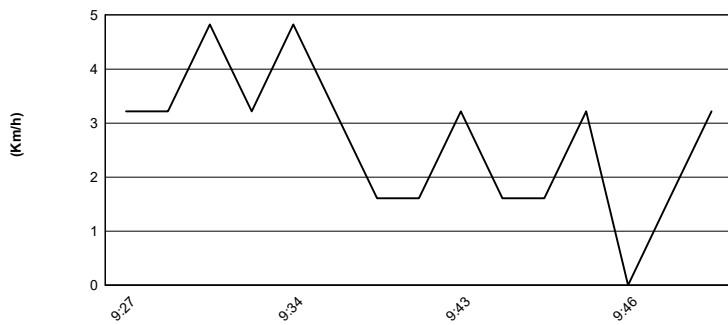
**Air Pressure**



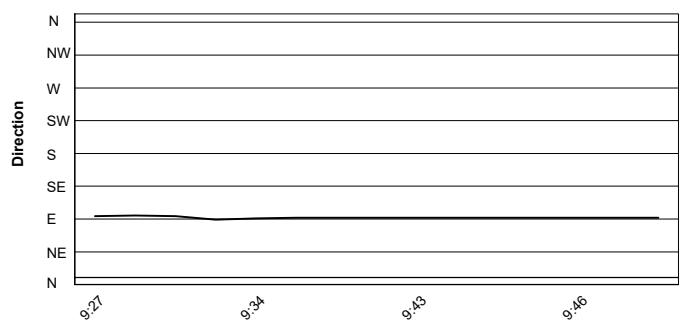
**Humidity**



**Wind Speed**



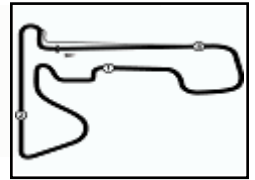
**Wind Direction**



03/10/2021







REVISED

Porsche Carrera Cup Italia - Michelin e Silver Cup - Griglia Gara 2 (Durata: 28' +1 Giro)

Franciacorta 2.519 m

59	PARISINI M. Porsche 911	71	PICCIOLI G. Porsche 911	8
92	AKATSU S. Porsche 911	60	GALASSI M. Porsche 911	7
69	MONTAGNESE M. Porsche 911	78	SCANNICCHIO D. Porsche 911	6
99	DONZELLI M. Porsche 911	54	PERONI L. Porsche 911	5
66	VENEROSI PESCIOL Porsche 911	72	LOCANTO D. Porsche 911	4
82	CORRADINA A. Porsche 911	81	CASSARÀ M. Porsche 911	3
85	POLI A. Porsche 911	67	DE GIACOMI A. Porsche 911	2
		50	FENICI F. Porsche 911	1

